



State of West Virginia  
 Department of Administration  
 Purchasing Division  
 2019 Washington Street East  
 Post Office Box 50130  
 Charleston, WV 25305-0130

# Purchase Order

PURCHASE ORDER NO.  
 SYSFURN07A

PAGE  
 1

BLANKET RELEASE  
 00

CORRECT PURCHASE ORDER NUMBER  
 MUST APPEAR ON ALL PACKAGES,  
 INVOICES, AND SHIPPING PAPERS.  
 QUESTIONS CONCERNING THIS PUR-  
 CHASE ORDER SHOULD BE DIRECTED  
 TO THE BUYER AS NOTED BELOW.

CHANGE ORDER  
 4

SEE REVERSE SIDE FOR  
 TERMS AND CONDITIONS

INVOICE TO

ALL STATE AGENCIES  
 AND POLITICAL SUBDIVISIONS  
 VARIOUS LOCALES AS INDICATED  
 BY ORDER

VENDOR TO

\*709055848 304-340-4288  
 ACCESS SYSTEMS  
 4108 MACCORKLE AVENUE SE  
 CHARLESTON WV 25304

SHIP TO

AGENCY COPY

ALL STATE AGENCIES  
 AND POLITICAL SUBDIVISIONS  
 VARIOUS LOCALES AS INDICATED  
 BY ORDER

DATE PRINTED		TERMS OF SALE		FEIN/SSN		FUND	
01/18/2008		NET 30		550684486			
SHIP VIA		F.O.B.		FREIGHT TERMS		ACCOUNT NUMBER	
BEST WAY		DESTINATION		PREPAID		MUL-MUL	
LINE	QUANTITY	UOP	VENDOR ITEM NO.	UNIT PRICE	AMOUNT		
	DELIVERY DATE	CAT. NO.	ITEM NUMBER				
CHANGE ORDER #04							
THIS CHANGE ORDER PROVIDES TWO CHANGES AS FOLLOWS:							
1) A REVISED "ATTACHMENT A" SHOWING BOTH DISK AND AND CATALOG LISTINGS. THIS INFORMATION WAS INADVERTANTLY OMITTED. THE DISK INFORMATION HAS NOT CHANGED. THE CATALOGS ARE ATTACHED.							
2) NEW CONTACT INFORMATION AS FOLLOWS:							
BECKY MARSDEN 304-340-4288 (PHONE) 304-340-4293 (FAX) 800-442-2446 (TOLL FREE) BMASDEN@ACCESSWV.COM							
***** NO ADDITIONAL CHANGES *****							
				PREVIOUS PO TOTAL==>	OPEN END		
				PO NET CHANGE (+)==>			
						PURCHASING DIVISION CERTIFIED ENCUMBERED JAN 25 2008 <i>Beverly Toler</i>	
						OPEN END	
						TOTAL	

IF APPROVAL AS TO FORM IS REQUIRED BY ATTORNEY GENERAL, CHECK HERE  *A. 1/18/08*

*Dwayne Wayfield*

APPROVED AS TO FORM BY  
 ASSISTANT ATTORNEY GENERAL

JO ANN ADKINS

304-558-8802

BY

*[Signature]*  
 PURCHASING DIVISION AUTHORIZED SIGNATURE

**GENERAL TERMS & CONDITIONS  
PURCHASE ORDER/CONTRACT**

1. **ACCEPTANCE:** Seller shall be bound by this order and its terms and conditions upon receipt of this order.
2. **APPLICABLE LAW:** The laws of the State of West Virginia and the *Legislative Rules* of the Purchasing Division shall govern all rights and duties under the Contract, including without limitation the validity of this Purchase Order/Contract.
3. **NON-FUNDING:** All services performed or goods delivered under State Purchase Orders/Contracts are to be continued for the terms of the Purchase Order/Contract, contingent upon funds being appropriated by the Legislature or otherwise being made available. In the event funds are not appropriated or otherwise available for these services or goods, this Purchase Order/Contract becomes void and of no effect after June 30.
4. **COMPLIANCE:** Seller shall comply with all Federal, State and local laws, regulations and ordinances including, but not limited to, the prevailing wage rates of the WV Division of Labor.
5. **MODIFICATIONS:** This writing is the parties final expression of intent. No modification of this order shall be binding unless agreed to in writing by the Buyer.
6. **ASSIGNMENT:** Neither this Order nor any monies due, or to become due hereunder may be assigned by the Seller without the Buyer's consent.
7. **WARRANTY:** The Seller expressly warrants that the goods and/or services covered by this order will: {a} conform to the specifications, drawings, samples or other description furnished or specified by the Buyer {b} be merchantable and fit for the purpose intended and/or {c} be free from defect in material and workmanship.
8. **CANCELLATION:** The Director or Purchasing may cancel any Purchase Order/Contract upon 30 days written notice to the seller.
9. **SHIPPING, BILLING & PRICES:** Prices are those stated in this order. No price increase will be accepted without written authority from the Buyer. All goods or services shall be shipped on or before the date specified in this Order.
10. **LATE PAYMENTS:** Payments may only be made after the delivery of goods or services. Interest may be paid on late payments in accordance with the *West Virginia Code*.
11. **TAXES:** The State of West Virginia is exempt from Federal and State taxes and will not pay or reimburse such taxes.
12. **RENEWAL:** Any reference to automatic renewal is hereby deleted. The Contract may be renewed only upon mutual written agreement of the parties.
13. **BANKRUPTCY:** In the event the vendor/contractor files for bankruptcy protection, this Contract may be deemed null and void, and terminated without further order.
14. **HIPAA Business Associate Addendum -** The West Virginia State Government HIPAA Business Associate Addendum (BAA), approved by the Attorney General, and available online at the Purchasing Division's web site (<http://www.state.wv.us/admin/purchase/vrc/hipaa.htm>) is hereby made part of the agreement. Provided that, the Agency meets the definition of a Covered Entity (45 CFR §160.103) and will be disclosing Protected Health Information (45 CFR §160.103) to the vendor.

ATTACHMENT A  
 SYSFURN07A  
 ACCESS SYSTEMS

Revised 01/15/2008

Vendor/Contract Number/Contact Information	Manufacturer	Model/Line/ Product	Catalog Identifier	Discount %
<b>ACCESS</b>				
<b>SYSFURN07A</b>				
Becky Marsden	Flex-Y-Plan	Modular Furniture Products	04/01/2004	50%
Address: 4108 MacCorkle Avenue, SE				
Charleston, WV 25304				
Phone# : 304-340-4288				
Fax# : 304-340-4293				
Toll Free# : 800-442-2446				
Email: Bmarsden@accesswv.com				
	Flex-Y-Plan	Factors Desking System Alternative Modular Surround Private Office		
	Flex-Y-Plan	Emphasys/Alternatives	04/01/2004	50%
	Flex-Y-Plan	System 4	04/01/2004	50%
Labor Rate	Flex-Y-Plan	Palisade	04/01/2004	50%
\$30/hr				
Design Fee	Flex-Y-Plan	Quick Ship - Emphasys/Factors	04/01/2004	50%
\$30/hr				
	Flex-Y-Plan	CME Case Works	08/01/2006	50%
	WORKSTREAM	Premier Series Desking System	06/01/2006	50%
	HAMILTON SORTER	System's Furniture	06/01/2006	50%
	SITMATIC	Business Seating	01/14/2004 ver. 1.2	50%

# COMMERCIAL TERMS AND CONDITIONS

## PRICES

FOB Shipping Point, Fairfield, Ohio 45014. Prices and shipping points subject to change without prior notice.

## TERMS

Net 30 days from date of invoice.

## DESTINATION INSPECTION

Merchandise should be fully inspected upon receipt for any evidence of damage or shortage before acceptance. If shortage or damage occurs, refuse acceptance until a transportation agent endorses extent of damage or shortage. Transportation agent notification must be made within 10 days of delivery to your premises. Call your Representative and notify him/her of the damage or shortage.

If external appearance has not indicated damage, but upon opening, contents are found damaged, unpacking should be stopped and an inspector of the delivering carrier immediately called. All cartons should be saved for inspection. The inspector should indicate on the delivery receipt the exact condition of the contents. Notify your Representative of the damage.

Your cooperation on damaged shipments will help us to promptly replace the damaged product, and protect our mutual rights against the transportation carrier.

## INSTALLATION

Prices do not include installation, freight or inside delivery. Contact your local Representative for assistance in determining charges for those items requiring inside delivery and/or installation.

## REPAIRS AND ADJUSTMENT

Claims for repairs or adjustments will not be accepted unless authorized in advance by TAB.

## WARRANTY

All products are warranted to be free from manufacturing defects under normal use in their unaltered condition for a period of ten (10) years from date of purchase. **The following moving parts are warranted for three (3) years from date of purchase: slides, locks, casters, adjustable keyboards and tasklights.**

## CANCELLATION AND CHANGE POLICY

Orders as described in this section cannot be changed or canceled after the order is acknowledged. Call Customer Service for information 800-827-3288.

## INTERNATIONAL OPERATIONS

Overseas Representatives in Major Areas. Prices subject to change without notice.

Premier

Archworks

Studio

Essentials

Curves

# GSA TERMS AND CONDITIONS

## 1. TABLE OF AWARDED SPECIAL ITEMS NUMBERS

Special Item No.

- 711-2 Worksurfaces, Workstations, Computer Furniture, Accessories
- 711-3 Filing and Storage Cabinets
- 711-11 Conference Tables
- 711-94 Design/Layout Services (~~\$30~~ per hour) *fol*
- 711-92 Installation Services (negotiated each contract)

## 2. MAXIMUM ORDER LIMITATION (MOL)

Maximum dollar value order is \$500,000 net product cost

## 3. MINIMUM ORDER

Minimum dollar value order to be issued under this contract is \$100 list

## 4. GEOGRAPHIC COVERAGE (Delivery Area)

Geographic coverage of this contract is the 48 contiguous states and the District of Columbia

## 5. POINT OF PRODUCTION

Fairfield (Butler County), Ohio

## 6. DISCOUNTS FROM LIST PRICE

All contract items are net of minimum applicable discounts

## 7. QUANTITY DISCOUNTS

Order Size
At List Price
\$0-\$60,000
\$60,001-\$500,000

Discount

40% *of*

## 8. PROMPT PAYMENT TERMS

1% 20 days, Net 30 days from date of invoice for all items.

## 9a. GOVERNMENT COMMERCIAL CREDIT CARD WILL BE ACCEPTED

## 9b. DISCOUNT FOR PAYMENT BY GOVERNMENT COMMERCIAL CREDIT CARD

No additional discount.

## 10. FOREIGN ITEMS

No foreign product items are included.

## 11. TIME OF DELIVERY

Within 90 days ARO.

## 12. FOB POINT

Prices listed in this contract are FOB destination. Shipments outside the geographical coverage are FOB Port of embarkation continental U.S. Inside delivery is included in destination freight charges if requested at time order is placed. Installation is note included in destination freight charges.

## 13 ORDERING ADDRESS

Hamilton Sorter  
c/o Participating Dealer  
3158 Production Drive  
Fairfield, OH 45014  
Telephone: 513-870-4400  
Fax: 513-870-4401

## 14. PAYMENT ADDRESS

Hamilton Sorter  
2504 Pay Sphere Circle  
Chicago, Il 60674-2504

## 15. LIMITED LIABILITY

Hamilton Sorter (Workstream) products except those products or parts noted below, are warranted to be free from defects in design, materials and workmanship for a period of ten (10) years from the date of acceptance. During the warranty period, all defective product will be repaired or replaced at Hamilton Sorter's expense, including parts, labor and transportation. The following products and parts are warranted for three (3) years from the date of acceptance: tackboard fabric, tasklights, multiple outlet power strips (MOPS), casters and adjustable keyboards.

The warranty is not applicable if any of the following conditions exist:

- damage occurs after the product has been received free and clear with no exceptions noted.
- damage results from accident, negligence, misuse or fault of a customer/user.
- products are built to customer specifications (specials)
- product is modified after acceptance.
- attachments are made of/to other manufacturer's products
- installation was not performed or approved by an authorized Hamilton Sorter dealer.
- persons not approved or authorized by Hamilton Sorter have moved, installed, modified, altered, replaced or repaired the product.

Except as stated above, Hamilton Sorter makes no express or implied warranties as to any product, in particular, makes no warranty of merchantability or warranty of fitness for any particular purpose. Our sole and exclusive obligation under this warranty is to repair or replace defective products or, at our option, to pay the reasonable cost of repair or replacement or issue credit. Hamilton Sorter shall not be liable for incidental or consequential damages, for lost profits or sales, or damages for injuries to person or property.

## 16. CHANGES/CANCELLATIONS/RETURNS

Orders may not be changed or canceled without written consent. Orders for non-standard or modified products may not be canceled. Cancellation or change requests must be submitted within three (3) working days after receipt of the Order Acknowledgment, providing the order has not already been put into production. A minimum charge of 20% will be imposed for changes or cancellation. The minimum charge will be increased if necessary to fully compensated us for all materials ordered, work performed, lost profits, reasonable overhead, and any other expenses resulting from cancellation or change.

Merchandise is not returnable unless written authorization is received from the factory. All transportation charges must be prepaid. Collect shipments will not be accepted. Return shipments, when accepted, are subject to a minimum 20% rehandling, restocking charge of the net invoice amount. Any open market items ordered in conjunction with the contract items will be subject to a 100% restocking fee. Our agreement to accept a return is conditional upon our inspection of the returned product.

## 17. EXPORT PACKING CHARGES

Not applicable

## 18. TERMS & CONDITIONS OF RENTAL, MAINTENANCE AND REPAIR

Not Applicable

## 19. TERMS AND CONDITIONS OF INSTALLATION

Negotiated on a project-by-project basis.

## 20. TERMS AND CONDITIONS OF REPAIR PARTS

Not Applicable

## 21. LIST OF SERVICE AND DISTRIBUTION POINTS

Not Applicable

## 22. LIST OF PARTICIPATING DEALERS

List available upon request

## 23. PREVENTATIVE MAINTENANCE

Not Applicable

# ORDER GUIDE

## PANEL COLORS

Furniture Systems offers the following color combinations for panels, posts and transition trim.

### Top Cap Colors:

Fashion Grey  
Slate Grey  
Porcelain  
Black  
African Walnut  
Solar Oak

## FABRIC

Furniture Systems panels and tackboards are offered in two grades of fabric. Some fabric may carry a 6% upcharge from list price. See approved fabric list for upcharge information. Fabric samples are available from Guilford of Maine at 1-800-544-0200. Only fabrics on approved fabric list are available for order. Some fabrics may carry a longer lead time. Contact Customer Service, Furniture for lead times.

### Standard Fabric:

FR701	Phone Tag
Belgrade	Pinball
Groove	Puzzle
Raku	
Snapshot	

### 6% Upcharge:

All other standard Guilford fabrics.

## WORKSURFACE COLORS

Furniture System, worksurfaces will be furnished in the 13 color selections. Edgebanded worksurfaces are subject to a 20% upcharge from list price for HPL, T-Molded worksurfaces use HPL

### Trim and Laminate:

Kensington Maple – old (Hard Rock Maple II)  
Solar Oak  
Oiled Cherry  
Autumn Cherry  
Woodlawn Cherry  
Empire Mahogany – old (African Walnut)  
Grey Moss – old (Putty)  
Fashion Grey  
Crystal Sandstorm  
Slate Grey  
Black  
Graphite Nebula  
Cognac

1. Specify the **color name** of the laminate.
2. Specify the **Edgeband color**.
3. **Hardware color: Black Only.**
4. **Grommets: Black Only.**

## EDGE BANDED PEDESTALS, OVERHEADS, CABINETS, AND OPEN SHELF COLORS

Hard Rock Maple II  
Solar Oak  
Oiled Cherry  
Autumn Cherry  
Woodlawn Cherry  
African Walnut  
Putty  
Fashion Grey  
Crystal Sandstorm  
Slate Grey  
Black  
Graphite Nebula  
Cognac

## STANDARD PAINT COLORS

Cool Grey	Porcelain
Charcoal	Chinchilla

## OPTIONAL PAINT COLORS

White	Sage Green
Ruby Grey	Ivory Beige
Black	Balsam
Neutral Grey	Slate Blue
Graphite Blue	Quiet Rose
Teal	

## T-MOLD COLORS

Cool Grey	Charcoal
Chinchilla	Black
Porcelain	

## LOCKS FOR PAINTED ITEMS

The standard lock supplied on all components (included or optional) is a D101-AR. Special keying requirements will be field-installed issuing an available 125 lock changes, model numbers D002-AR through D313-AR. Additional locks should be ordered as a line item on the order transmittal. Control Key required to field-change locks, must be obtained from Customer Service.

## LOCKS FOR EDGEBANDED ITEMS

The standard lock supplied on all components (included or optional) is a 100T-150T

Note default is 100T and all keyed alike unless specified

# PANELS

Systems tackable panels feature a vinyl wrapped MDF trim. Manufactured from aluminum extrusions that are welded together in a mitered corner. The core consists of 1/4" 6 pound density wallboard and 6 pound density whisper tone wallboard. The panels are 2 1/2" thick and 2 1/2" of compressed fiberglass used to absorb sound. (NRC Rating .80) The panels have passed the ASTM E84 fire test and include top trim, raceway covers and one stanchion.

Panel bases/raceways provide a chase for communication cables and/or the installation of optional electrical components. Manufactured of painted steel, the raceway covers are specially designed to be installed without any special tools or additional hardware. Each cover has two knockouts for electrical outlets and two D shaped knockouts for wire pass through.

Panel connection is accomplished by use of a structural interconnecting stanchion. Each metal stanchion is slotted on one-inch centers for ease in mounting worksurfaces and storage units. Leveling glides are provided for leveling of the entire panel system. The load capability far exceeds BIFMA and ASTM standards.

**Note: New Style top caps will not fit with older panels.**

When panels are not joined in a straight line an appropriate post must be utilized. The System offers numerous configuration options including standard corners, "T" corners and "X" connections. For each surface of a post that adjoins a panel and requires a stanchion, one is provided. Except for "X" posts, and wall posts, all posts have fabric wrapped surfaces. All posts come with top trim which extends into the next panel by 4" and, if necessary, raceway covers.

Panel fabric is available in a choice of two grades. Grade 2 carries a 6% upcharge from list.

Please see the approved fabrics list.

Other Guilford fabrics are available, but must be approved by customer service and may be subject to upcharges and an extended lead time.

Panel trim is available in six colors; Fashion Grey, Slate Grey, African Walnut, Porcelain, Black and Solar Oak.

Raceway covers; Black, Porcelain and Fashion Grey.

## HOW TO SPECIFY A PANEL:

**Step One:** Specify fabric Color. Please refer to your Fabric Card for available fabrics. Be certain to cross reference panel model number with the correct fabric grade.

**Step Two:** Specify Top Cap Color:

### Top Cap Colors:

Fashion Grey  
Slate Grey  
Porcelain  
Black  
Solar Oak  
African Walnut

**Step Three:** Specify Raceway Color:

### Raceway Colors:

Black  
Porcelain  
Fashion Grey

Premier

Archworks


Studio

Essentials

Curves

# PANELS

Description	Ship Weight in Lbs.	Model Number	Price
<b>STRAIGHT PANELS</b>			
<input type="checkbox"/> <b>Specify finish color for:</b> TOP CAP FABRIC: Type and Color Grade 2 upcharge 6% Refer to Order Guide			
29H x 18W	17	TP1829	\$278.00
29H x 24W	22	TP2429	\$306.00
29H x 30W	28	TP3029	\$339.00
29H x 36W	33	TP3629	\$367.00
29H x 42W	39	TP4229	\$401.00
29H x 48W	44	TP4829	\$430.00
29H x 60W	54	TP6029	\$471.00
36H x 18W	25	TP1836	\$323.00
36H x 24W	30	TP2436	\$356.00
36H x 30W	35	TP3036	\$392.00
36H x 36W	41	TP3636	\$425.00
36H x 42W	45	TP4236	\$461.00
36H x 48W	47	TP4836	\$496.00
36H x 60W	57	TP6036	\$536.00
42H x 18W	25	TP1842	\$353.00
42H x 24W	30	TP2442	\$388.00
42H x 30W	35	TP3042	\$413.00
42H x 36W	41	TP3642	\$467.00
42H x 42W	45	TP4242	\$508.00
42H x 48W	47	TP4842	\$545.00
42H x 60W	47	TP6042	\$585.00
48H x 18W	30	TP1848	\$383.00
48H x 24W	35	TP2448	\$428.00
48H x 30W	40	TP3048	\$469.00
48H x 36W	45	TP3648	\$510.00
48H x 42W	50	TP4248	\$554.00
48H x 48W	55	TP4848	\$613.00
48H x 60W	65	TP6048	\$652.00
62H x 18W	40	TP1862	\$439.00
62H x 24W	45	TP2462	\$489.00
62H x 30W	50	TP3062	\$544.00
62H x 36W	54	TP3662	\$594.00
62H x 42W	59	TP4262	\$645.00
62H x 48W	66	TP4862	\$699.00
62H x 60W	76	TP6062	\$733.00
66H x 18W	44	TP1866	\$464.00
66H x 24W	47	TP2466	\$516.00
66H x 30W	54	TP3066	\$542.00
66H x 36W	57	TP3666	\$625.00
66H x 42W	61	TP4266	\$681.00
66H x 48W	66	TP4866	\$736.00
66H x 60W	66	TP6066	\$771.00
80H x 18W	47	TP1880	\$519.00
80H x 24W	51	TP2480	\$581.00
80H x 30W	58	TP3080	\$647.00
80H x 36W	85	TP3680	\$708.00
80H x 42W	90	TP4280	\$630.00
80H x 48W	95	TP4880	\$839.00



Premier

Archworks

Studio

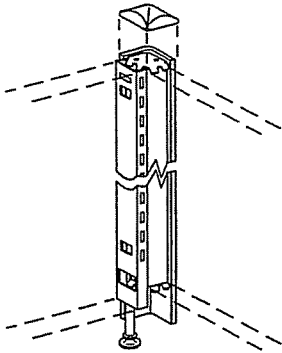
Essentials

Curves



# POSTS

Premier



## CORNER POSTS

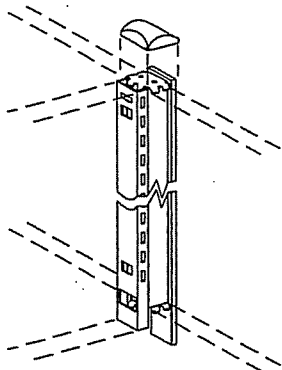
Used to make a 90 degree turn in a panel run.

Adds 2 1/2" to the length of a panel run.

- Specify finish color for:**
- TOP CAP
- FABRIC: Type and Color
- Grade 2 upcharge 6%
- Refer to Order Guide

Description	Ship Weight in Lbs.	Model Number	Price
29H	8	TP2WAY29	\$135.00
36H	10	TP2WAY36	\$146.00
42H	11	TP2WAY42	\$153.00
48H	14	TP2WAY48	\$158.00
62H	16	TP2WAY62	\$174.00
66H	17	TP2WAY66	\$179.00
80H	21	TP2WAY80	\$193.00

Archworks



## T-POSTS

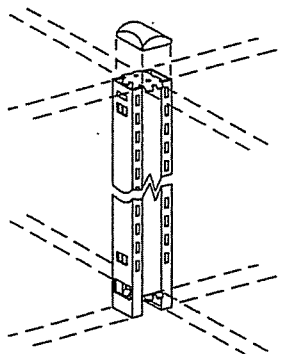
Used to make a "T" junction in a panel run.

Adds 2 1/2" to the length of a panel run.

- Specify finish color for:**
- TOP CAP
- FABRIC: Type and Color
- Grade 2 upcharge 6%
- Refer to Order Guide

29H	7	TP3WAY29	\$135.00
36H	9	TP3WAY36	\$144.00
42H	10	TP3WAY42	\$148.00
48H	12	TP3WAY48	\$158.00
62H	14	TP3WAY62	\$167.00
66H	16	TP3WAY66	\$179.00
80H	18	TP3WAY80	\$191.00

Studio



## X-POSTS

Used to make an "X" junction in a panel run.

Adds 2 1/2" to the length of a panel run.

- Specify finish color for:**
- TOP CAP

29H	8	TP4WAY29	\$171.00
36H	10	TP4WAY36	\$185.00
42H	11	TP4WAY42	\$191.00
48H	12	TP4WAY48	\$200.00
62H	13	TP4WAY62	\$221.00
66H	14	TP4WAY66	\$227.00
80H	15	TP4WAY80	\$247.00

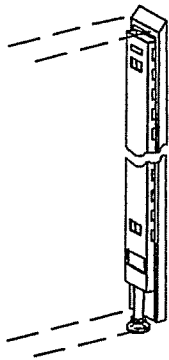
Essentials

Curves

# POSTS



Description	Ship Weight in Lbs.	Model Number	Price
<b>WALL POSTS</b>			
Used attaching panel run to wall.			
<b>Stanchion Only</b>			
29H	4	TPWALL29	\$68.00
36H	4	TPWALL36	\$76.00
42H	4	TPWALL42	\$79.00
48H	4	TPWALL48	\$81.00
62H	4	TPWALL62	\$85.00
66H	4	TPWALL66	\$87.00
80H	4	TPWALL80	\$87.00



Description	Ship Weight in Lbs.	Model Number	Price
<b>POST SIDE TRIM</b>			
Used at the end of a panel run.			
<b>Note: There is a 45 degree miter at the top.</b>			
Adds 1" to the length of a panel run.			
<input type="checkbox"/> Specify finish color for:			
29H	4	TPST29	\$97.00
36H	5	TPST36	\$104.00
42H	6	TPST42	\$108.00
48H	7	TPST48	\$117.00
62H	8	TPST62	\$151.00
66H	10	TPST66	\$153.00
80H	10	TPST80	\$176.00

Premier

Archworks

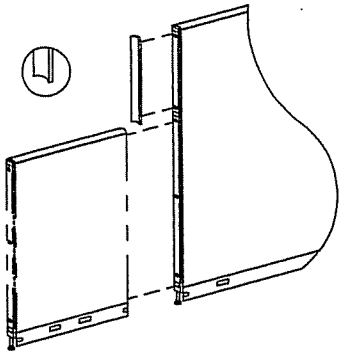
Studio

Essentials

Curves

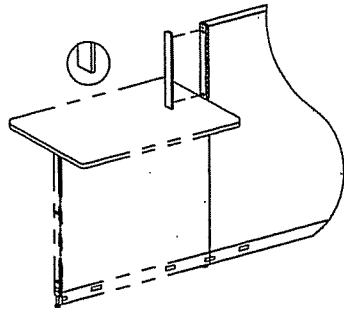
# TRANSITION TRIM

Transition trim required when panels of different height are connected.



Premier

OR



Archworks

Studio

Essentials

Curves

Description	Ship Weight In Lbs.	Model Number	Price
<b>STANDARD OR STRAIGHT</b>			
<input type="checkbox"/> Specify finish color for:			
29H To 36H	6	TPPT-7	\$66.00
29H To 42H	6	TPPT-13	\$77.00
29H To 48H	7	TPPT-19	\$89.00
29H To 62H	7	TPPT-33	\$122.00
29H To 66H	8	TPPT-37	\$126.00
29H To 80H	9	TPPT-51	\$133.00
36H To 42H	7	TPPT-6	\$66.00
36H To 48H	8	TPPT-12	\$75.00
36H To 62H	8	TPPT-26	\$106.00
36H To 66H	8	TPPT-30	\$117.00
36H To 80H	9	TPPT-44	\$126.00
42H To 48H	7	TPPT-6	\$66.00
42H To 62H	8	TPPT-20	\$90.00
42H To 66H	8	TPPT-24	\$101.00
42H To 80H	9	TPPT-38	\$126.00
48H To 62H	8	TPPT-14	\$59.00
48H To 66H	9	TPPT-18	\$85.00
48H To 80H	10	TPPT-32	\$122.00
62H To 66H	9	TPPT-4	\$63.00
62H To 80H	10	TPPT-18	\$85.00
66H To 80H	11	TPPT-14	\$77.00

# WORKSURFACES

## EDGEBANDED WORKSURFACES

Manufactured of 45 lbs. 1" medium density particleboard. All worksurfaces are finished with a double sided Thermoset Laminate finish. All worksurface sides are trimmed with 2mm PVC edgeband. All necessary mounting hardware for a standard installation is included. System worksurfaces far exceed BIFMA and ASTM standards.

## T-EDGE WORKSURFACES

Manufactured of 45 lbs. 1 1/8" medium density particleboard. All worksurfaces are finished on top with a high pressure suede finish plastic laminate which results glare and scratches. The underside of the worksurfaces are sealed with a dark colored backing sheet. All worksurface sides are trimmed with vinyl T-Edge molding. All necessary mounting hardware for a standard installation is included. System worksurfaces far exceed BIFMA and ASTM standards

## STORAGE

A full selection of overheads, pencil drawers, and pedestals which complement and enhance systems section.

## HOW TO SPECIFY A WORKSURFACE:

**Step One:** Specify choice for laminate top:

**Edgeband:** See your 12 color selections.

**T-Edge:** See your current Nevamar sample card or ring.

**Step Two:** Specify Colors:

**Edgeband:**

Hard Rock Maple II, Solar Oak, Oiled Cherry, Autumn Cherry, Woodlawn Cherry, African Walnut, Putty, Fashion Grey, Crystal Sandstorm, Slate Grey, Black, Cognac or Graphite Nebula.

**T-Edge:**

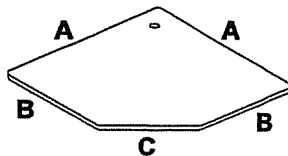
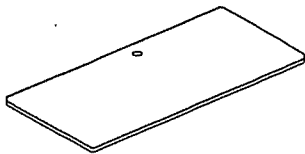
Porcelain, Cool Grey, Charcoal, Chinchilla or Black

**Grommets:**

Black Only.

**Hardware:**

Black Only.



Description	EdgeBanded Worksurface			T-Edge Worksurface		
	Ship Weight In Lbs.	Model Number	Price	Ship In Lbs.	Model Number	Price

## STRAIGHT WORKSURFACE WITH STANDARD GROMMET

Specify finish color for:

WORKSURFACE, EDGEBAND AND T-EDGE

18W x 24D	18	TWS1824	\$107.00	19	TWS1824-T	\$194.00
18W x 30D	22	TWS1830	\$125.00	23	TWS1830-T	\$221.00
24W x 24D	25	TWS2424	\$112.00	26	TWS2424-T	\$197.00
24W x 30D	30	TWS2430	\$132.00	31	TWS2430-T	\$280.00
30W x 24D	30	TWS3024	\$117.00	31	TWS3024-T	\$213.00
30W x 30D	36	TWS3030	\$138.00	37	TWS3030-T	\$286.00
36W x 24D	35	TWS3624	\$123.00	36	TWS3624-T	\$223.00
36W x 30D	42	TWS3630	\$143.00	43	TWS3630-T	\$303.00
42W x 24D	40	TWS4224	\$128.00	41	TWS4224-T	\$238.00
42W x 30D	48	TWS4230	\$150.00	49	TWS4230-T	\$335.00
48W x 24D	44	TWS4824	\$133.00	45	TWS4824-T	\$242.00
48W x 30D	54	TWS4830	\$157.00	55	TWS4830-T	\$328.00
54W x 24D	49	TWS5424	\$152.00	50	TWS5424-T	\$260.00
54W x 30D	60	TWS5430	\$184.00	61	TWS5430-T	\$350.00
60W x 24D	54	TWS6024	\$157.00	55	TWS6024-T	\$280.00
60W x 30D	66	TWS6030	\$188.00	67	TWS6030-T	\$373.00
66W x 24D	60	TWS6624	\$163.00	61	TWS6624-T	\$322.00
66W x 30D	74	TWS6630	\$197.00	75	TWS6630-T	\$409.00
72W x 24D	65	TWS7224	\$168.00	66	TWS7224-T	\$363.00
72W x 30D	80	TWS7230	\$202.00	81	TWS7230-T	\$431.00

## CORNER WORKSURFACES

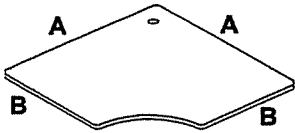
Provided with grommet in rear corner.

Specify finish color for:

WORKSURFACE, EDGEBAND AND T-EDGE

A36 B24 C16 1/2	47	TWSC3624	\$163.00	48	TWSC3624-T	\$290.00
A42 B24 C25 1/4	59	TWSC4224	\$179.00	60	TWSC4224-T	\$375.00
A42 B30 C17	59	TWSC4230	\$197.00	60	TWSC4230-T	\$408.00
A48 B24 C30	73	TWSC4824	\$197.00	74	TWSC4824-T	\$422.00
A48 B30 C25 1/4	74	TWSC4830	\$216.00	75	TWSC4830-T	\$475.00

# WORKSURFACES - EDGEBANDED



Description	EdgeBanded Worksurface			T-Edge Worksurface		
	Ship Weight In Lbs.	Model Number	Price	Ship In Lbs.	Model Number	Price

## CURVED CORNER WORKSURFACES

Provided with a grommet in the rear corner.

- Specify finish color for:  
WORKSURFACE  
EDGE BAND or T-EDGE

A36 B24	45	TWSCC3624	\$199.00	47	TWSCC3624-T	\$331.00
A42 B24	57	TWSCC4224	\$216.00	59	TWSCC4224-T	\$383.00
A42 B30	57	TWSCC4230	\$232.00	61	TWSCC4230-T	\$398.00
A48 B24	71	TWSCC4824	\$232.00	73	TWSCC4824-T	\$398.00
A48 B30	72	TWSCC4830	\$250.00	74	TWSCC4830-T	\$416.00

## CONFERENCE RUN OFFS WITH ROUND BASE

Standard mounting is perpendicular to panel run. Provides work surface height at 29". Can be mounted on a 29" panel with special hardware (see the Accessories Section for model J733 or J734). Provides a work surface height at 28 1/4". Can also be mounted perpendicular to work surface with special hardware (see the Accessories Section for model 9646). Provides work surface height at 29".

- Specify finish color for:  
WORKSURFACE  
EDGE BAND OR T-EDGE  
BASE

48W x 30D	51	WSD4830	\$459.00	54	WSD4830-T	\$598.00
48W x 36D	66	WSD4836	\$467.00	69	WSD4836-T	\$606.00
60W x 30D	62	WSD6030	\$472.00	65	WSD6030-T	\$613.00
60W x 36D	77	WSD6036	\$484.00	80	WSD6036-T	\$621.00
66W x 30D	67	WSD6630	\$479.00	70	WSD6630-T	\$627.00
66W x 36D	82	WSD6636	\$491.00	85	WSD6636-T	\$638.00
72W x 30D	74	WSD7230	\$493.00	77	WSD7230-T	\$642.00
72W x 36D	89	WSD7236	\$495.00	92	WSD7236-T	\$647.00

## P-SHAPED CONFERENCE RUN OFF W/ROUND BASE

Standard mounting is perpendicular to panel run. Provides work surface height at 29". Can be mounted on a 29" panel with special hardware (see the Accessories Section for model J733 or J734). Provides a work surface height at 28 1/4". Can also be mounted perpendicular to work surface with special hardware (see the Accessories Section for model 9646). Provides work surface height at 29".

- Specify finish color for:  
WORKSURFACE  
EDGE BAND OR T-EDGE  
BASE

### RIGHT "P" 30D W/36" DIA.

60W	74	TWSPR6036	\$486.00	77	TWSPR6036-T	\$629.00
66W	104	TWSPR6636	\$491.00	107	TWSPR6636-T	\$638.00
72W	104	TWSPR7236	\$500.00	107	TWSPR7236-T	\$638.00

### RIGHT "P" 36D W/42" DIA.

72W	104	TWSPR7242	\$525.00	107	TWSPR7242-T	\$684.00
-----	-----	-----------	----------	-----	-------------	----------

### LEFT "P" 30D W/36" DIA. 107

60W	74	TWSPL6036	\$486.00	77	TWSPL6036-T	\$629.00
66W	104	TWSPL6636	\$491.00	107	TWSPL6636-T	\$638.00
72W	88	TWSPL7236	\$500.00	95	TWSPL7236-T	\$638.00

### LEFT "P" 36D W/42" DIA.

72W	104	TWSPL7242	\$535.00	107	TWSPL7242-T	\$683.00
-----	-----	-----------	----------	-----	-------------	----------

Premier

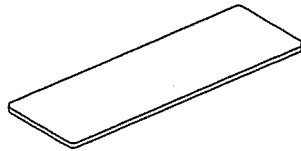
Archworks

Studio

Essentials

Curves

# COUNTER TOPS AND SUPPORT PANELS




Description	EdgeBanded Worksurface			T-Edge Worksurface		
	Ship Weight in Lbs.	Model Number	Price	Ship. in Lbs.	Model Number	Price

## COUNTER TOPS

Counter Tops center on panels. Also used as transaction worksurface between systems workstations.

- Specify finish color for:**  
 WORKSURFACE  
 EDGEBAND OR T-EDGE  
 HARDWARE

18W x 15D	11	<b>TWSCT1815</b>	\$97.00	12	<b>TWSCT1815-T</b>	\$175.00
24W x 15D	14	<b>TWSCT2415</b>	\$102.00	15	<b>TWSCT2415-T</b>	\$187.00
30W x 15D	17	<b>TWSCT3015</b>	\$104.00	18	<b>TWSCT3015-T</b>	\$202.00
36W x 15D	20	<b>TWSCT3615</b>	\$108.00	21	<b>TWSCT3615-T</b>	\$212.00
42W x 15D	23	<b>TWSCT4215</b>	\$112.00	24	<b>TWSCT4215-T</b>	\$223.00
48W x 15D	26	<b>TWSCT4815</b>	\$117.00	27	<b>TWSCT4815-T</b>	\$224.00
54W x 15D	29	<b>TWSCT5415</b>	\$121.00	30	<b>TWSCT5415-T</b>	\$246.00
60W x 15D	32	<b>TWSCT6015</b>	\$123.00	33	<b>TWSCT6015-T</b>	\$251.00
66W x 15D	35	<b>TWSCT6615</b>	\$126.00	36	<b>TWSCT6615-T</b>	\$276.00
72W x 15D	38	<b>TWSCT7215</b>	\$132.00	39	<b>TWSCT7215-T</b>	\$289.00



## EDGEBANDED WORKSURFACE SUPPORT PANELS

Support panels provide a more finished appearance to the end of a worksurface when the end of a workcenter is left open. Two support panels are usually used for added strength and support if two hanging pedestals are installed under one worksurface. Desk height (29") support panels are available where the height refers to the top of the worksurface. TAB Furniture System. A suspended pedestal on the end of a panel run requires a support panel.

Provided in one of twelve standard colors.

- Specify finish color for:**  
 EDGEBAND OR T-EDGE  
 SURFACE & TRIM

### DESK HEIGHT SUPPORT PANELS

24D x 29H	27	<b>TWSL24</b>	\$194.00	28	<b>TWSL24-T</b>	\$294.00
30D x 29H	33	<b>TWSL30</b>	\$215.00	34	<b>TWSL30-T</b>	\$341.00

# SPECIAL WIDTH WORKSURFACES

When a standard worksurface does not fit a special application, the following program may be followed to order a custom width worksurface.\* Furniture Systems can factory customize any rectangular worksurface from 18 to 72. Special sizes must be rounded up to the nearest 1". No SQ is necessary to furnish a worksurface within those dimensions. Simply follow these steps to create a custom worksurface solution:

## HOW TO ORDER:

### STEP 1

Determine the necessary width. Depth must be standard.

### STEP 2

Round that dimension up to the nearest 1".

### STEP 3

Specify the next largest worksurface model number.

### STEP 4

Add the size and an "-SPL" to the model number (this will denote a special width worksurface is being ordered).

### Example:

Dimension necessary is a rectangular worksurface 46"W x 30"D.

### Order:

(1)WS4630-SPL

WS4830 is next largest size up from 46"W.

46 designates the 46"W and the SPL denotes a special width is being ordered

### STEP 5

Add the setup charge for special width worksurface. The charge is \$35.00 per size per order regardless of the quantity ordered.

### STEP 6

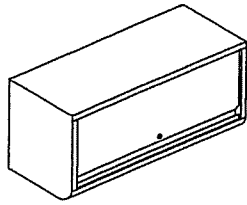
In the text description, give exact dimensions (to nearest 1") of the worksurface.

### STEP 7

No SQ is required if the worksurface size is between 18"W and 72"W.

# OVERHEAD STORAGE - METAL

Overhead storage units provide an aesthetic match with pedestal and free standing cabinets. An optional task light is recessed to maintain the clean lines of the overall workstation.



Description	Ship Weight In Lbs.	Model Number	Price
-------------	------------------------	-----------------	-------

## PAINTED FLIPPER DOOR CABINET - DOOR ROTATES INSIDE CABINET

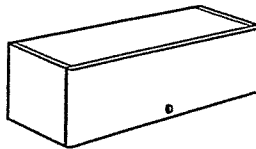
All metal construction. Lock is standard D101AR on Flipper Door Cabinet. A 60L Flipper Door Cabinet consists of two 30L units connected with special hardware for mounting on a 60W Panel. The flipper door unit also has a welded back and a standard lock for added security.

Outside dimensions 13½"D 17⅞"H  
Inside dimensions 12"D; 11⅞"H; 28", 34", 46"L

**Specify paint color:**  
See color chart

### PAINTED

24L	39	L456	\$652.00
30L	44	L457	\$666.00
36L	51	L458	\$707.00
42L	62	L459	\$752.00
48L	71	L460	\$796.00
54L	75	L449	\$1,301.00
60L	88	L461	\$1,318.00



## FLIPPER DOOR CABINET - OVER-THE-TOP DOOR

All metal construction. Over-the-top stowing flipper door using steel ball-bearing slides. End panels with integral mounting clips and anti-dislodgement features. Flipper door with 3/8" radius on vertical edges. Full metal back when specified. Locking flipper door using master keyed, core removable, "LL" series. Shelf stiffener on 60" units. Smooth painted and individually packaged for shipment. Shipped unassembled (knocked-down). Meets or exceeds all ANSI-BIFMA specifications.

Outside dimensions 13½"D 17⅞"H  
Inside dimensions 12"D; 11⅞"H; 28", 34", 46"L

**Specify paint color:**  
See color chart

24L	31	TM-OH24OB	\$296.00
30L	35	TM-OH30OB	\$310.00
36L	38	TM-OH36OB	\$322.00
42L	43	TM-OH42OB	\$347.00
48L	47	TM-OH48OB	\$377.00
54L	51	TM-OH54OB	\$452.00
60L	54	TM-OH60OB	\$481.00

24L with full metal back	33	TM-OH24CB	\$404.00
30L with full metal back	37	TM-OH30CB	\$418.00
36L with full metal back	40	TM-OH36CB	\$431.00
42L with full metal back	45	TM-OH42CB	\$462.00
48L with full metal back	50	TM-OH48CB	\$493.00
54L with full metal back	54	TM-OH54CB	\$572.00
60L with full metal back	57	TM-OH60CB	\$577.00

Premier

Archworks

Studio

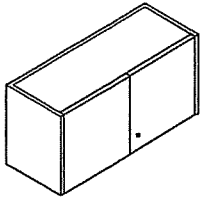
Essentials

Curves



# OVERHEAD STORAGE

Premier



30" & 36" (2) doors

Description	Ship Weight in Lbs.	Model Number	Price
-------------	------------------------	-----------------	-------

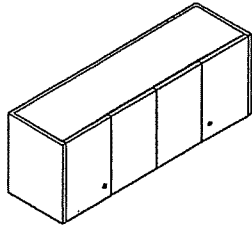
## HINGED DOOR CABINET - LAMINATE

Specify finish color:  
LAMINATE: See color chart

### EDGEBANDED

30L	39	TPOH30	\$407.00
36L	44	TPOH36	\$415.00

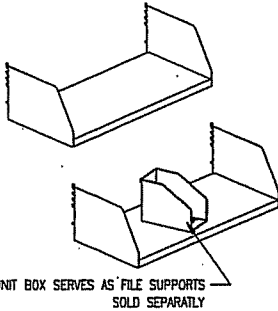
Archworks



42" & 48" (4) doors

42L	39	TPOH42	\$428.00
48L	44	TPOH48	\$496.00

Studio



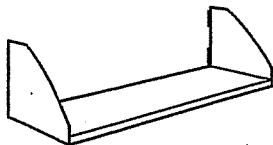
## OPEN SHELF - LAMINATE

Outside dimensions 13<sup>1</sup>/<sub>2</sub>"D 14<sup>3</sup>/<sub>16</sub>"H  
Inside dimensions 13"D; 6<sup>5</sup>/<sub>16</sub>"H; 28<sup>7</sup>/<sub>16</sub>", 35<sup>7</sup>/<sub>16</sub>", 41<sup>7</sup>/<sub>16</sub>"L  
Shelf sides are painted black only.  
Unit box available in Equipment Catalog

Specify shelf color:  
LAMINATE: See color chart

18L	23	TPOS18	\$112.00
24L	28	TPOS24	\$117.00
30L	33	TPOS30	\$121.00
36L	38	TPOS36	\$123.00
42L	43	TPOS42	\$125.00
48L	48	TPOS48	\$128.00

Essentials



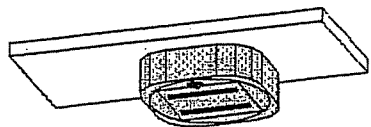
## FULL HEIGHT OPEN SHELF - ALL METAL

Specify paint color:  
See color chart

24L	26	TMOS24	\$176.00
30L	29	TMOS30	\$184.00
36L	31	TMOS36	\$190.00
42L	34	TMOS42	\$195.00
48L	38	TMOS48	\$204.00

Curves

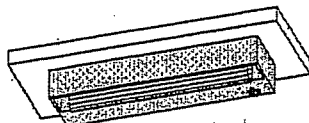
# OVERHEAD STORAGE



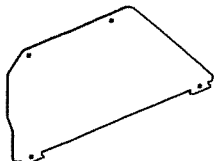
Description	Ship Weight In Lbs.	Model Number	Price
-------------	------------------------	-----------------	-------

## TASKLIGHT

10" W x 10" D Black	10	PUSTL-10	\$229.00
---------------------	----	----------	----------



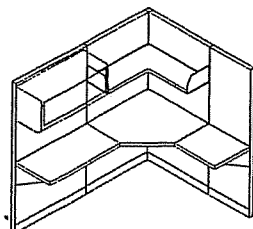
24" W x 6" D Black	10	PUSTL-24	\$153.00
California Use		PUSTL-24CA	\$173.00



## FILE SUPPORT

Specify finish color for:  
FILE SUPPORT

File Support	1	1900	\$9.00
--------------	---	------	--------

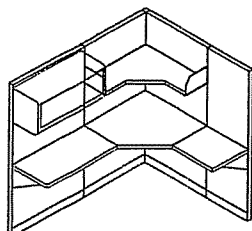


## CORNER SHELF – LAMINATE

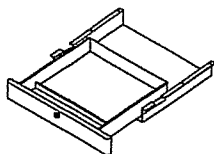
The corner shelf provides vertical storage capability above the worksurface in 90° corner applications. The shelf has a laminate surface and metal side support panels.

Specify Color For:  
WORKSURFACE:  
PAINT: Pewter  
LAMINATE: See color chart

30L (46½ LFI)	39	TPCS30	\$188.00
---------------	----	--------	----------



36L (58½ LFI)	47	TPCS36	\$202.00
42L (70½ LFI)	55	TPCS42	\$220.00
48L (82½ LFI)	64	TPCS48	\$238.00

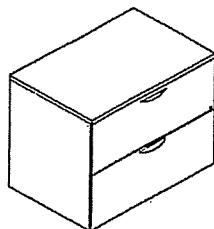


## PENCIL DRAWER

Not recommended under typing height worksurface due to inadequate leg room.  
Inside drawer dimensions: 13½W x 15⅞D x 2⅝H.

Specify Laminate color:

Pencil Drawer	5	AC-CD1620	\$118.00
---------------	---	-----------	----------



## 28" CABINET, WITH TWO 12" DRAWERS – LAMINATE

Specify Paint Color For:  
LAMINATE: See color chart

30" Wide x 20 Deep x 28 High used under w/s minimum 36" wide	165	TPULF30	\$644.00
36" Wide x 20 Deep x 28 High used under w/s minimum 42" wide	175	TPULF36	\$685.00
42" Wide x 20 Deep x 28 High used under w/s minimum 48" wide	185	TPULF42	\$722.00

Premier

Archworks

Studio

Essentials

Curves

# PEDESTALS- METAL

Systems pedestals provide an aesthetic match with overhead storage units and free standing cabinets. For added security all pedestals come standard with a D101AR ganglock. Additional locks are available for field installation. See the Order Guide for details. Regardless of the exterior color, drawer interiors are furnished in neutral brown.

The 18" deep 6" Drawer has full suspension. All other 6" drawers have 3/4 suspension. One pencil tray is included in each pedestal with a 6" high drawer. If retractable power outlets are to be

included on 24" deep, only 17<sup>13</sup>/<sub>16</sub> deep pedestals can be specified. For 30" deep tables with retractable power outlets, only a 17<sup>13</sup>/<sub>16</sub>" deep pedestal will fit properly.

Inside clear dimensions are:

	Width	Depth				Height
		18"	22"	24"	30"	
6" Drawer	12 <sup>5</sup> / <sub>32</sub>	15 <sup>7</sup> / <sub>8</sub>	18 <sup>7</sup> / <sub>8</sub>	18 <sup>7</sup> / <sub>8</sub>	24 <sup>7</sup> / <sub>8</sub>	5 <sup>1</sup> / <sub>16</sub>
12" Drawer	12 <sup>5</sup> / <sub>32</sub>	15 <sup>7</sup> / <sub>8</sub>	18 <sup>7</sup> / <sub>8</sub>	18 <sup>7</sup> / <sub>8</sub>	24 <sup>7</sup> / <sub>8</sub>	10 <sup>5</sup> / <sub>8</sub>


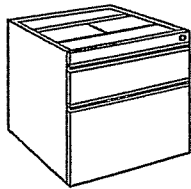
Premier

Archworks

Studio

Essentials

Curves



Ship Weight In Lbs.	Width	Depth	Height	Model Number	Price
------------------------	-------	-------	--------	-----------------	-------

## SUSPENDED PEDESTALS

Specify Paint Color for:  
PEDESTAL

### 6" AND 12" DRAWERS

47	15 <sup>3</sup> / <sub>16</sub>	17 <sup>13</sup> / <sub>16</sub>	19 <sup>1</sup> / <sub>2</sub>	TM-PS17BF	\$427.00
54	15 <sup>3</sup> / <sub>16</sub>	21 <sup>13</sup> / <sub>16</sub>	19 <sup>1</sup> / <sub>2</sub>	TM-PS21BF	\$429.00


### (2) 6" AND 12" DRAWERS

62	15 <sup>3</sup> / <sub>16</sub>	17 <sup>13</sup> / <sub>16</sub>	25 <sup>3</sup> / <sub>32</sub>	TM-PS17BBF	\$542.00
69	15 <sup>3</sup> / <sub>16</sub>	21 <sup>13</sup> / <sub>16</sub>	25 <sup>3</sup> / <sub>32</sub>	TM-PS21BBF	\$548.00

### (2) 12" DRAWERS

55	15 <sup>3</sup> / <sub>16</sub>	17 <sup>13</sup> / <sub>16</sub>	25 <sup>3</sup> / <sub>32</sub>	TM-PS17FF	\$476.00
64	15 <sup>3</sup> / <sub>16</sub>	21 <sup>13</sup> / <sub>16</sub>	25 <sup>3</sup> / <sub>32</sub>	TM-PS21FF	\$481.00

# PEDESTALS-METAL



Ship Weight In Lbs.	Width	Depth	Height	Model Number	Price
------------------------	-------	-------	--------	-----------------	-------

## MOBILE PEDESTALS - 27 1/2" HIGH

NOTE: 27 1/2"H Mobile Pedestal will fit under 29" high worksurfaces only.

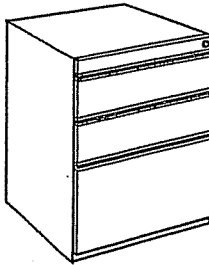
Specify finish color for:  
PEDESTAL

### (2) 12" DRAWERS

73	15 <sup>3</sup> / <sub>16</sub>	18 <sup>13</sup> / <sub>16</sub>	27 1/2	TM-PC18FF	\$569.00
80	15 <sup>3</sup> / <sub>16</sub>	21 <sup>13</sup> / <sub>16</sub>	27 1/2	TM-PC21FF	\$583.00

### (2) 6" AND 12" DRAWERS

84	15 <sup>3</sup> / <sub>16</sub>	18 <sup>13</sup> / <sub>16</sub>	27 1/2	TM-PC18BBF	\$635.00
86	15 <sup>3</sup> / <sub>16</sub>	21 <sup>13</sup> / <sub>16</sub>	27 1/2	TM-PC21BBF	\$650.00



## WORKSURFACE SUPPORT PEDESTALS

Provides support for 29" high worksurfaces only.

NOTE: For 24"D Modular worksurfaces specify 17<sup>13</sup>/<sub>16</sub>" pedestals.

NOTE: For 30"D Modular worksurfaces specify 23<sup>5</sup>/<sub>16</sub>" pedestals.

Specify Finish Color for:  
PEDESTAL

### (2) 12" DRAWERS

60	15 <sup>3</sup> / <sub>16</sub>	17 <sup>13</sup> / <sub>16</sub>	27 1/2	TM-PD17FF	\$501.00
69	15 <sup>3</sup> / <sub>16</sub>	23 <sup>5</sup> / <sub>16</sub>	27 1/2	TM-PD21FF	\$558.00
86	15 <sup>3</sup> / <sub>16</sub>	29 <sup>5</sup> / <sub>16</sub>	27 1/2	TM-PD27FF	\$607.00

### (2) 6" AND 12" DRAWERS

65	15 <sup>3</sup> / <sub>16</sub>	17 <sup>13</sup> / <sub>16</sub>	27 1/2	TM-PD17BBF	\$571.00
74	15 <sup>3</sup> / <sub>16</sub>	23 <sup>5</sup> / <sub>16</sub>	27 1/2	TM-PD21BBF	\$627.00
95	15 <sup>3</sup> / <sub>16</sub>	29 <sup>5</sup> / <sub>16</sub>	27 1/2	TM-PD27BBF	\$651.00

Premier

Archworks

Studio

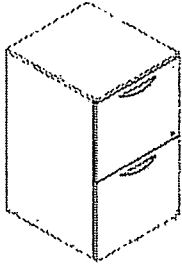
Essentials

Curves

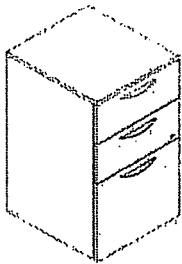
# PEDESTALS – LAMINATE

Systems pedestals provide an aesthetic match with overhead storage units. For added security all pedestals come standard with a lock. Box drawers feature full extension ball bearing slide for maximum drawer usage.

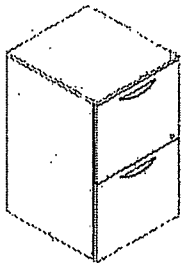
Premier



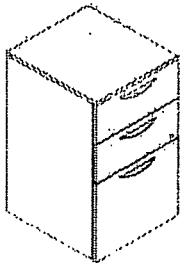
Archworks



Studio



Essentials



Curves

	Ship Weight In Lbs.	Width	Depth	Height	Model Number	Price
--	------------------------	-------	-------	--------	-----------------	-------

## EDGEBANDED MOBILE PEDESTALS - 28" HIGH

- Specify finish color for:  
LAMINATE: See color chart
- Specify Handle

### (2) 12" DRAWERS

100	16	18	28	TPC1828F	\$483.00
-----	----	----	----	----------	----------

### (2) 6" AND 12" DRAWERS

100	16	18	28	TPC1828B	\$447.00
-----	----	----	----	----------	----------

## EDGEBANDED FREESTANDING PEDESTALS

- Specify Finish Color for:  
LAMINATE: See color chart
- Specify Handle

### (2) 12" DRAWERS

100	16	18	28	TPF1828F	\$353.00
-----	----	----	----	----------	----------

### (2) 6" AND 12" DRAWERS

100	16	18	28	TPF1828B	\$428.00
-----	----	----	----	----------	----------

# ELECTRICAL COMPONENTS

## TECHNICAL INFORMATION

System panels may be equipped with an optional electric system. The system is U.L. listed (U.L. file #E-112526 and C.S.A. certified). In order to accommodate specific customer requirements, all electric components must be specified individually.

The electrification system consists of a total of four circuits utilizing 8 wires. A 5 wire multi-wire branch circuit uses 3 lines, 1 neutral and 1 ground. (Lines I, II, & III) A totally separate 3 wire isolated and metal shielded technology circuit uses a separate clean line, clean neutral and clean ground. (Line IIII) This circuit serves desk top computers, word processors and other sensitive electronic equipment.

### Non-Continuous Use

Each circuit provides a maximum of 20 amps pass through power and 15 amp service outlets. Each circuit can accommodate up to 13 duplex receptacles or a maximum of 20 amps of power draw. This is in accordance with the National Electric Code (N.E.C.). Your local code may vary.

A continuous load: of 3 hours or more requires derating the 20 amp circuit to no more than 16 amps. (ref. N.E.C.).

Example i.e., a computer, monitor and task light may require 6.5 amps as a continuous load. Two such stations equal 13 amps. (continuous). A third similar station would equal 19.5 amps, 3.5 amps over-loading. The 20 amp circuit breaker would not trip.

This overloading causes heating of the electrical parts and with time they will breakdown slowly. They may warp, reducing spacing between conductors. Eventually are between two circuits will occur, leaving a carbon trail, which will lead to more arcing. The final result will be a meltdown of conductor installation and a total fault current (short circuit). When this occurs, a nominal 5,000 amp fault current will instantly melt the conductors starting the panel on fire. The circuit breaker will/should also trip during the fault condition.

A significant safety feature of the electrical system utilized in TAB System panels is that no component, combination of components, or group of stations can be energized from more than one source of supply.

## COMPONENT SPECIFICATIONS

**Hardwire Ceiling Infeed** - This power entry supplies power from the ceiling to the track with a 14 foot Power Entry Cable with 20 inches of

double, extra flexible metal conduit. The female connector mates the single set of male blades in each track. If the infeed is being installed in a Power Assembly (pre-assembled track and track-to-track connector combination) then the track-to-track connector must be removed to make this connection. Power can be introduced only within a core. If appropriate building power is available (220 VAC, 3 Phase) this infeed will activate all four circuits in the system.

**Hardwire Receptacle Infeed - Liquidtight Flex Conduit** - This power entry supplies power into a panel track through a receptacle opening in the panel raceway cover. The receptacle power entry mates the single set of male blades in every track. If the infeed is being installed in a Power Assembly (preassembled track and track-to-track connector combination) then the track-to-track connector must be removed to make this connection. The filler plate that surrounds the metal conduit fitting is off center in the opposite direction to align with the receptacle holes in the panel raceway cover. The track may be removed and flipped to allow this infeed to protrude from any of the receptacle openings in the panel raceway cover. The liquidtight flex conduit is six feet long with approximately 6-8" of bare wires for hardwire connection to building power. This infeed permits a receptacle to be placed directly on the opposite side of the panel. Power can be introduced at any point in the panel run. If appropriate building power is available (220 VAC, 3 Phase) this infeed will activate all four circuits in the system.

**Hardwire End Infeed - Liquidtight Flex Conduit** This power entry supplies power into a panel track without utilizing an outlet position in the track. The female connector mates the single set of male blades in each track. If the infeed is being installed in a Power Assembly (preassembled track and track-to-track connector combination) then the track-to-track connector must be removed to make this connection. The liquidtight flex conduit will exit the base of the panel through the "D" shaped knockout at the end of each raceway cover. The liquidtight flex conduit is six feet long with approximately 6-8" of bare wires for hardwire connection to building power. Power can be introduced at any point in the panel run. If appropriate building power is available (220 VAC, 3 Phase) this infeed will activate all four circuits in the system.

# ELECTRICAL COMPONENTS

**Plug Infeed** - Provides power to split duplex receptacle line I/II only. Supplies power directly into a panel track through a receptacle opening in the panel raceway cover. This infeed permits a receptacle to be placed directly on the opposite side of the panel. The receptacle power entry mates the single set of male blades in every track. If the infeed is being installed in a Power Assembly (preassembled track and track-to-track connector combination) then the track-to-track connector must be removed to make this connection. The plug is a unique 20 amp/120 VAC plug (NEMA 5-20P) which requires a specialized and dedicated 20 amp wall receptacle (NEMA 5-20R). Supplied with a two foot infeed cable, and limited to panels runs not in excess of 30 feet. Power may be introduced at any point in the panel run. This item is not U.L. listed or C.S.A. certified.

**Panel Tracks** - An appropriate width panel track is included in the Power Assembly (see below). A panel track can be snapped into the base of any panel and is the basic component of the electrical system. All power infeeds, outlet modules, connectors and pass through cables attach to a panel track.

**Split Duplex Receptacle Line I/II** - This module snaps into the track providing two power outlets both utilizing Line I circuit. It must be used when specifying the Plug Infeed and any other application that is utilizing only the Line I circuit. This module is identified by a "I" on the face and may be placed singly or paired (back to back). A maximum of four receptacles may be placed in a panel with the exception of the 24W panel which will only accept two receptacles.

**Split Duplex Receptacles** - Provided in combinations of two circuits to aid in proper balancing of electrical usage. Combinations include Line I/II, Line I/III and Line II/III. These modules snap into the track providing two power outlets utilizing two different circuits. Modules are identified by a combination of I,II, and III indicated on the face. May be placed singly or paired (back to back). A maximum of four receptacles may be placed in a panel with the exception of the 24W panel which will only accept two receptacles.

**Two Outlet Receptacles** - These modules are similar to the Split Duplex Receptacle except that they are utilized primarily for the isolated circuit, Line IIII. They are available in two configurations, Line IIII/IIII and Line I/IIII. The first is utilized when two isolated circuit outlets are required while the second would be utilized when only one was required and the other outlet could be utilized for task lights, calculators, etc. This second option allows for the most cost effective installation when

requirements are minimal. These modules are identified by a combination of I and IIII with an orange triangle on the face. May be placed singly or paired (back to back). A maximum of four receptacles may be placed in a panel with the exception of the 24W panel which will only accept two receptacles.

**Power Assembly** - This assembly consists of a panel track of the appropriate width and a standard track-to-track connector. The track snaps into the base of the panel. The male end of the track-to-track connector snaps into an adjacent panel track and slides in the track to adjust for different panel configurations (i.e., "L," "T," "X" etc.). The male end of the Track-to-Track connector can also connect to the female end of a Pass Through Cable. Power Assemblies are available for all panel widths except 18W which must utilize Pass Through Cables. This is necessary because 18W panels cannot accept power outlet modules.

**Track-To-Track Connectors** - The standard track-to-track connector is included in the Power Assembly and is used to connect two powered panels together electrically.

**Pass Through Cables** - Pass through cables are similar to track-to-track connectors, but the female end does not mate to the track, it mates with the male end of an adjoining track-to-track connector. The male end connects to either a track or additional pass through cables. These cables are provided in 6" increments from 18" to 72" to correlate with panel widths or combinations of panel widths up to a maximum of six feet as mandated by U.L. and N.E.C. The 18" Pass Through Cable are utilized in the 18W panel which does not accept Power Assemblies or outlets.

TYPICAL POWER LOADS		
EQUIPMENT	WATTS	AMPS
CALCULATOR	30	0.25
COFFEE POT	1,020	8.50
PERSONAL COFFEE PLATE	420	3.50*
PRINTER	480	4.0*
TASK LIGHT	60	0.50
COMPUTER	240	2.0
SPACE HEATER	1,200	10.00
FAX	600	5.0*
FAN	132	1.10

# SPECIFYING ELECTRICAL COMPONENTS

1. Determine the number, type and placement of all power infeed modules with an electrician.
2. Specify a Panel Track for the panel the power infeed will enter.
3. Determine the number, type and placement of all outlet modules with an electrician.
4. Specify a Power Assembly for all panels containing outlet modules.
5. Specify, if necessary, any Pass Through Cables for panels that do not contain outlet modules.

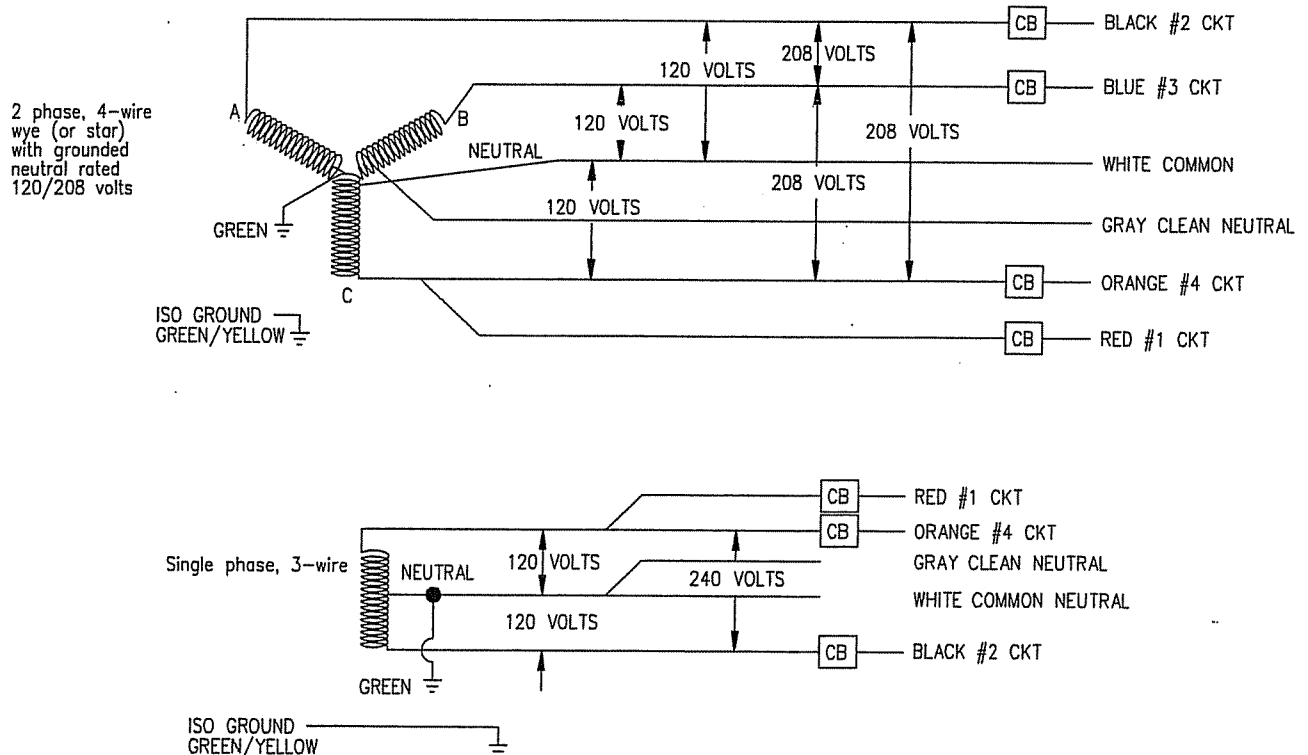
Certain cities or localities have special codes that may be more restrictive than the National Electric Code and may limit the use of some products within this system. Contact your local TAB Systems representative for clarification.

A typical workstation will be equipped with two or three duplex receptacles, dependent upon

the electrical, lighting and electronic requirements. One-and-a-half amps of current draw is assumed by the National Electric Code from each receptacle. To keep within 20 amps maximum when using 100% line capacity place no more than 16 amps on each of the three circuits. Many types of computer equipment use significantly more power than normal and special care should be taken when specifying outlets for this equipment. See the Specification Guide for further guidelines on electrical component specification.

## Computer Applications

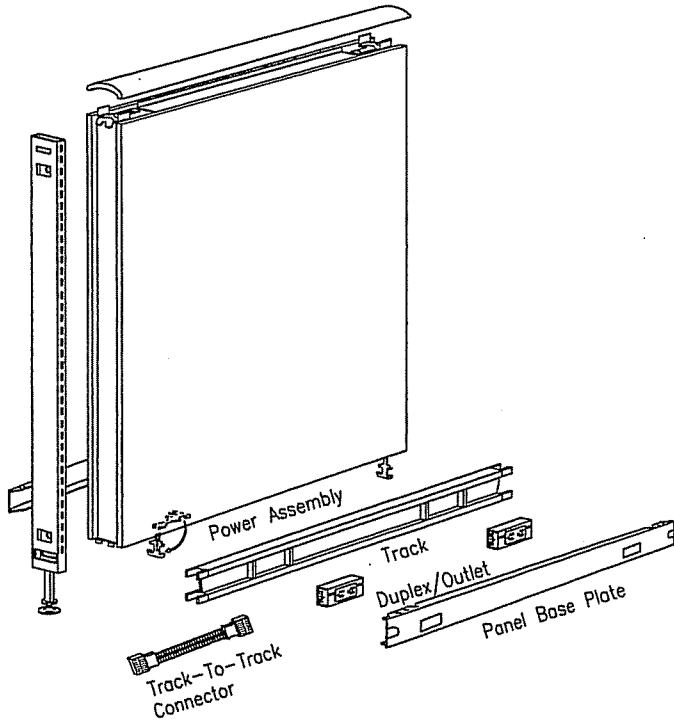
For applications which call for intensive usage of computers and other sensitive electronic equipment other power configurations and specialized outlets are available.



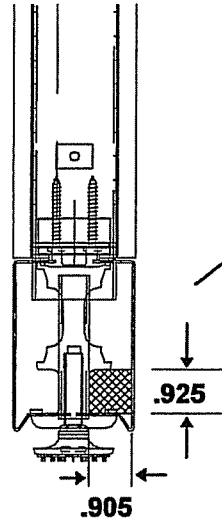


# ELECTRIC SYSTEMS

## TYPICAL STRAIGHT PANEL ELECTRIFICATION



Cross section of a panel depicting the available area for cable management. This cable management space is .83 square inches (as shown in the shaded area) on each side of the panel.



Premier

Archworks

Studio

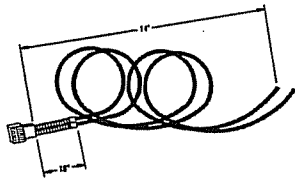
Essentials

Curves

# ELECTRICAL COMPONENTS

## STEPS IN SPECIFYING ELECTRICAL COMPONENTS

1. Determine the number, type and placement of all power infeed modules.
2. Specify a Panel Track for the panel the power infeed will enter.
3. Determine the number, type and placement of all outlet modules.
4. Specify a Power Assembly for all panels containing outlet modules.
5. Specify, if necessary, any Pass Through Cables for panels that do not contain outlet modules.



Description	Ship Weight In Lbs.	Model Number	Price
-------------	------------------------	-----------------	-------

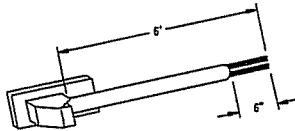
### STEP 1: DETERMINE THE NUMBER, TYPE AND PLACEMENT OF ALL POWER INFEEED MODULES.

#### HARDWIRE POWER INFEEED MODULES

##### CEILING INFEEED

Utilized when power is supplied from the ceiling down a power pole in a standard system configuration. Must be hard wired into the building power source.

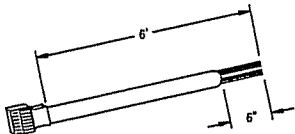
Ceiling Infeed	7	<b>T9500</b>	\$135.00
----------------	---	--------------	----------



##### HARDWIRE RECEPTACLE INFEEED

Supplies power to the system through a receptacle opening at the base of a panel. Must be hard wired into the building power source (NOTE: Pass infeed through base plate before wiring to building power source).

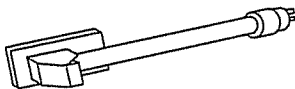
Receptacle Infeed	4	<b>T9501</b>	\$106.00
-------------------	---	--------------	----------



##### HARDWIRE END INFEEED - LIQUIDTIGHT FLEX CONDUIT

Supplies power to system without using a receptacle opening at the base of a panel. Liquidtight Flex Conduit exits from the base of the panel through the "D" knockout at the end of the raceway cover. Must be hard wired into the building power.

End Infeed-Liquidtight	4	<b>T9502</b>	\$107.00
------------------------	---	--------------	----------

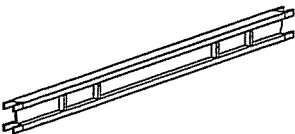


##### PLUG INFEEED

Supplies power to system directly from dedicated and unique 20Amp/120V plug and wall receptacle combination. This item is not U.L. listed and may not conform to local codes. This infeed activates the Line I circuit ONLY and must use the Line I/I split duplex receptacle. Supplied with a two foot cord.

3 Wire with Plug/end	3	<b>T9503</b>	\$104.00
----------------------	---	--------------	----------

### STEP 2: SPECIFY A PANEL TRACK FOR THE PANEL THE POWER INFEEED WILL ENTER.

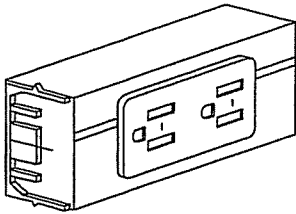


#### PANEL TRACKS

24W Panel Track	3	<b>T9518</b>	\$58.00
30W Panel Track	4	<b>T9519</b>	\$64.00
36W Panel Track	4	<b>T9520</b>	\$70.00
42W Panel Track	5	<b>T9521</b>	\$79.00
48W Panel Track	5	<b>T9522</b>	\$87.00
54W Panel Track	6	<b>T9531</b>	\$128.00
60W Panel Track	6	<b>T9524</b>	\$139.00

# ELECTRICAL COMPONENTS

Premier



Description	Ship Weight in Lbs.	Model Number	Price
-------------	------------------------	-----------------	-------

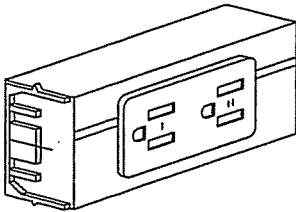
**STEP 3: DETERMINE THE NUMBER, TYPE AND PLACEMENT OF ALL OUTLET MODULES. (NOTE: TO USE SPLIT DUPLEX OR TWO OUTLET RECEPTACLES. 220 VAC, 3 PHASE POWER REQUIRED. CHECK WITH BUILDING ELECTRICIAN BEFORE ORDERING.)**

### DUPLEX RECEPTACLE LINE I/I

Power source for workstation user when a Plug Infeed is specified or when a system is only wired for Line I circuit. This module snaps into the track portion of the Power Assembly.

Line I/I	1	T9527	\$18.00
----------	---	-------	---------

Archworks

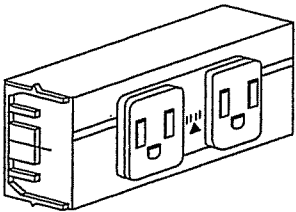


### SPLIT DUPLEX RECEPTACLES

Provides power source for workstation user. Provided in combinations of two circuits to aid in proper balancing of electrical usage. These modules snap into the track portion of the Power Assembly.

Line I/II	1	T9528	\$18.00
Line I/III	1	T9529	\$18.00
Line II/III	1	T9530	\$18.00

Studio

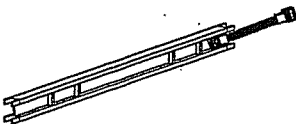


### TWO OUTLET RECEPTACLES

Provide power for sensitive electronic equipment. These modules are necessary when the Line IIII (isolated circuit) is utilized: These modules snap into the track portion of the Power Assembly.

Line IIII/IIII	1	T9532	\$27.00
Line I/IIII	1	T9533	\$24.00

Essentials



### STEP 4: SPECIFY A POWER ASSEMBLY FOR ALL PANELS CONTAINING OUTLET MODULES.

#### POWER ASSEMBLIES

This consists of a panel track and a track-to-track connector. Utilized when it is necessary to install outlets within a panel. All Power Assemblies except the 24W will accept up to a total of four outlet modules, two on each side of the panel. The 24W Power Assembly will accept up to a total of two outlet modules, one on each side of the panel.

24W	4	T9511	\$106.00
30W	5	T9512	\$112.00
36W	6	T9513	\$119.00
42W	6	T9514	\$128.00
48W	7	T9515	\$136.00
60W	8	T9517	\$187.00

Curves



### STEP 5: SPECIFY PANEL TRACK-TO-TRACK CONNECTORS.

#### TRACK-TO-TRACK CONNECTORS

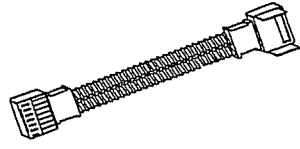
If you are specifying the electrical components using Power Assemblies you do not need to order any Standard Connectors or Core Interconnects. The 18" pass through cables is utilized in the 18W panels which do not accept power assemblies or outlets.

Standard Connector	2	T9525	\$50.00
18W Pnl Connector Pass Through Cable	2	T9557	\$66.00

# ELECTRICAL COMPONENTS

Description	Ship Weight In Lbs.	Model Number	Price
-------------	------------------------	-----------------	-------

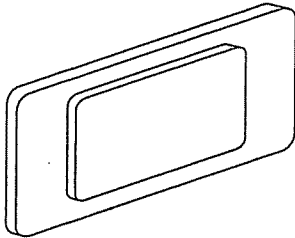
**STEP 6: SPECIFY, IF NECESSARY, ANY PASS THROUGH CABLES FOR PANELS THAT DO NOT CONTAIN OUTLET MODULES.**



### PASS THROUGH CABLES

Utilized when it is necessary to pass power through panels that do not require or accept outlet modules. Manufactured to correlate with panel widths and can be used singly or in combinations up to a total of six feet in length. Provides a connection from a panel track to a track to track connector.


24W	2	<b>T9558</b>	\$67.00
30W	2	<b>T9559</b>	\$70.00
36W	2	<b>T9560</b>	\$73.00
42W	3	<b>T9561</b>	\$75.00
48W	3	<b>T9562</b>	\$78.00
54W	3	<b>T9563</b>	\$82.00
60W	3	<b>T9564</b>	\$85.00
66W	3	<b>T9565</b>	\$86.00
72W	4	<b>T9566</b>	\$88.00



### FILLER PLATE

Used to fill receptacle opening in base plate if outlet module is removed. Provided in black.

Filler Plate	1	<b>T9553</b>	\$4.00
--------------	---	--------------	--------



### PANEL BASE RETROFIT KITS

For customers with existing panels that were manufactured to accept either 5 wire or 6 wire electrical components retrofit kits are available to field modify these panels to accept 8 wire electrical components

### HOSPITAL GRADE OUTLETS

Specially designed outlets required to meet Hospital Grade specifications are available on an SQ basis.

Premier

Archworks

Studio

Essentials

Curves

# COMMUNICATION DATA PLATES

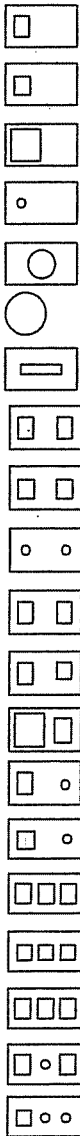
Premier

Archworks

Studio

Essentials

Curves



Description	Ship Weight In Lbs.	Model Number	Price
-------------	------------------------	-----------------	-------

## COMMUNICATION DATA PLATES

Data communications access in raceway covers in the panel base, allows telephones, facsimile machines, computer networks, and other communication equipment to be used nearly everywhere you need them. Communications access provide entry to power communications cabling in the panel base, offering easy access to connection and accommodating special requirements.

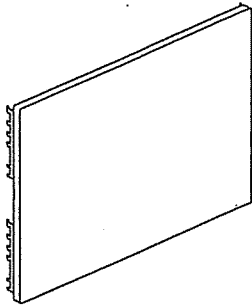
Data and communication plate is a two part assembly, with a black textured plate. It adapts to fabric covered panels and does not rattle or pull out under moderate strain. It comes in combinations of singles, doubles, 1-1 combos, triples and 2-1 combos. Preconfigured cable interface modules produced by Communications Manufacturer must be purchased from their respective manufactures. TAB Products can furnish cable interface modules, when appropriate, with an SQ. Fits only in a panel without a power track.

### DATA COMMUNICATION PLATES

Single - RJ11/RJ45 Coupler	1	T9626	\$5.00
Single - RJ11/RJ45 Hardwired	1	T9627	\$5.00
Single IBM Type 1	1	T9628	\$5.00
Single BNC or TNC	1	T9629	\$5.00
7/8" Opening	1	T9630	\$5.00
7/8" Plug Only	1	T9631	\$5.00
Single RS232	1	T9632	\$5.00
Double - RJ11/RJ45 Coupler	1	T9633	\$5.00
Double - RJ11/RJ45 Hardwired	1	T9634	\$5.00
Double 2BNC/2TNC	1	T9635	\$5.00
Combo - RJ11/RJ45 Coupler	1	T9636	\$5.00
Combo - RJ11/RJ45 Hardwired	1	T9637	\$5.00
Combo IBM Type II with Coupler RJ11	1	T9638	\$5.00
Combo RJ11/BNC or TNC	1	T9639	\$5.00
Combo RJ11/BNC Hardwired	1	T9640	\$5.00
Triple 3RJ11/RJ45 Coupler	1	T9641	\$5.00
Triple 3RJ11/RJ45 Hardwired	1	T9642	\$5.00
Combo - 2RJ11/RJ45	1	T9643	\$5.00
Combo - RJ11/BNC/RF45	1	T9644	\$5.00
Combo - RJ11/BNC/TNC	1	T9645	\$5.00

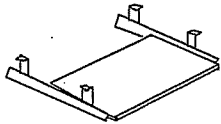
# MISCELLANEOUS ACCESSORIES

Premier

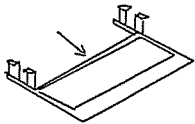


Archworks

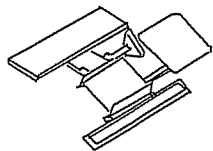
Studio



Essentials



Cu



Description	Ship Weight in Lbs.	Model Number	Price
<b>TACKBOARDS (PANEL MOUNTED)</b>			
NOTE: When utilizing a 62H panel in conjunction with a Flipper Door cabinet and a 29H worksurface, the largest possible tackboard is a 16H.			
☐ Specify finish color for: FABRIC: Type & Color Grade 2 upcharge 6% Refer to Order Guide			
24W x 1D x 12H	6	TPTKB2412	\$121.00
24W x 1D x 16H	8	TPTKB2416	\$123.00
24W x 1D x 30H	14	TPTKB2430	\$158.00
24W x 1D x 48H	23	TPTKB2448	\$173.00
30W x 1D x 12H	7	TPTKB3012	\$123.00
30W x 1D x 16H	10	TPTKB3016	\$128.00
30W x 1D x 30H	18	TPTKB3030	\$163.00
30W x 1D x 48H	29	TPTKB3048	\$184.00
36W x 1D x 12H	9	TPTKB3612	\$125.00
36W x 1D x 16H	12	TPTKB3616	\$132.00
36W x 1D x 30H	23	TPTKB3630	\$171.00
36W x 1D x 48H	35	TPTKB3648	\$195.00
42W x 1D x 12H	10	TPTKB4212	\$128.00
42W x 1D x 16H	13	TPTKB4216	\$137.00
42W x 1D x 30H	25	TPTKB4230	\$179.00
42W x 1D x 48H	40	TPTKB4248	\$205.00
48W x 1D x 12H	14	TPTKB4812	\$134.00
48W x 1D x 16H	15	TPTKB4816	\$139.00
48W x 1D x 30H	30	TPTKB4830	\$184.00
48W x 1D x 48H	46	TPTKB4848	\$216.00

## COMPUTER KEYBOARD PRODUCTS

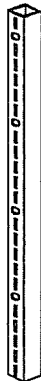
Slide-out keyboard drawer (specify laminate color)  
28W x 10D x 1H 5 AC-KB1028 \$149.00

Slide-out keyboard tray (molded black plastic)  
21W x 10D x 1H 5 AC-KB1021 \$119.00

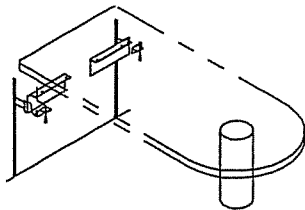
Articulating keyboard drawer w/ GEL wrist rest (black only)  
28W x 10D x 1H 10 AC-KB1028ARTM \$298.00

# MISCELLANEOUS HARDWARE

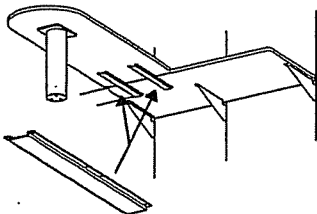
While all Panel furniture is shipped with the necessary mounting hardware for a typical installation there are situations that require specialized or additional hardware. All hardware shown below comes with the necessary screws included.



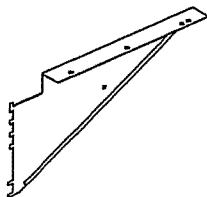
Description	Ship Weight in Lbs.	Model Number	Price
<b>WALL TRACK</b>			
For attachment of worksurfaces and overhead components to structural walls. Wall track is painted black. NOTE: Sold individually, not in pairs. Dimensions: 3/4"D x 3/4"W x 60"H. Available in Black Only.			
	4	TPTRACK	\$53.00



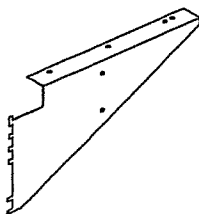
<b>CONFERENCE RUNOFF BRACKET</b>			
To connect a conference runoff directly to a panel run. Dimensions: 30" Long x 6" High; for 30" - 36" Runs.			
<input type="checkbox"/> Specify finish color for: Black Only			
30W & 36W	10	TPB9669	\$107.00



<b>CONFERENCE RUNOFF HAT CHANNELS</b>			
Provide attachment for conference worksurfaces which are mounted perpendicular to the front edge of a worksurface. Set of (2) channels 22" long by 4 1/2" wide, furnished in black.			
	6	TPB9646	\$56.00

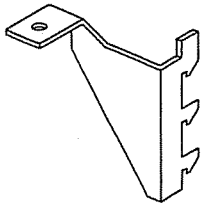


<b>RIGHT HAND CANTILEVER BRACKETS</b>			
To support worksurfaces from a panel run. Dimensions: J729 - 16" Deep; J730 - 20" Deep			
<input type="checkbox"/> Specify finish color for: BLACK Only			
For 18D/20D/24D Worksurfaces	7	TPB729	\$21.00
For 30D Worksurface	8	TPB730	\$47.00



<b>LEFT HAND CANTILEVER BRACKETS</b>			
To support worksurfaces from a panel run. Dimensions: J731 - 16" Deep; J732 - 20" Deep			
<input type="checkbox"/> Specify finish color for: BLACK ONLY			
For 18D/20D/24D Worksurfaces	7	TPB731	\$21.00
For 30D Worksurface	8	TPB732	\$47.00

# MISCELLANEOUS HARDWARE



Description	Ship Weight In Lbs.	Model Number	Price
-------------	------------------------	-----------------	-------

## CORNER BRACKET

Used to support front edge of a worksurface when an adjacent panel is present.  
Dimensions: 2"D x 3"H.

- Specify finish color for:  
BLACK ONLY

Right Hand Corner Bracket	3	TPB735	\$13.00
Left Hand Corner Bracket	3	TPB736	\$13.00

## L-BRACKET

Used to connect top of support panel and worksurface. Requires locking bracket.  
Dimensions: 9 1/2" Long

- Specify finish color for:  
BLACK ONLY

	3	TPB737	\$14.00
--	---	--------	---------

## RIGHT HAND SUPPORT PANEL BRACKET

Used to connect body of support panel to stanchion. Requires locking bracket.  
Dimensions: 8 1/2" High

- Specify finish color for:  
BLACK ONLY

	3	TPB738	\$14.00
--	---	--------	---------

## LEFT HAND SUPPORT PANEL BRACKET

Used to connect body of support panel to stanchion. Requires locking bracket.  
Dimensions: 8 1/2" High

- Specify finish color for:  
BLACK ONLY

	3	TPB739	\$14.00
--	---	--------	---------

## RIGHT HAND BRACKET FOR EDGEBANDED OVERHEADS

Used to connect body of support panel to stanchion. Requires locking bracket.  
Dimensions: 15 3/8" High

- Specify finish color for:  
BLACK ONLY

	3	TPB743	\$28.00
--	---	--------	---------

## LEFT HAND BRACKET FOR EDGEBANDED OVERHEADS

Used to connect body of support panel to stanchion. Requires locking bracket.  
Dimensions: 15 3/8" High

- Specify finish color for:  
BLACK ONLY

	3	TPB744	\$28.00
--	---	--------	---------

Premier

Archworks

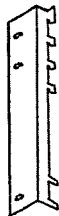
Studio

Essentials

Cu



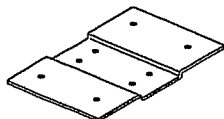
# MISCELLANEOUS HARDWARE



Description	Ship Weight in Lbs.	Model Number	Price
<b>RIGHT HAND BRACKET TACKBOARDS</b> Used to connect body of support panel to stanchion. Requires locking bracket. Dimensions: 8 1/2" High <input type="checkbox"/> <b>Specify finish color for:</b> BLACK ONLY	3	TPB745	\$28.00



<b>LEFT HAND BRACKET FOR TACKBOARDS</b> Used to connect body of support panel to stanchion. Requires locking bracket. Dimensions: 8 1/2" High <input type="checkbox"/> <b>Specify finish color for:</b> BLACK ONLY	3	TPB746	\$28.00
--------------------------------------------------------------------------------------------------------------------------------------------------------------------------------------------------------------------------------	---	--------	---------



<b>COUNTER TOP BRACKET</b> Used to connect a counter top to a panel run. Dimensions: 3 3/4"W x 5 1/2" Long <input type="checkbox"/> <b>Color: Black</b>	4	TPB742	\$24.00
------------------------------------------------------------------------------------------------------------------------------------------------------------------	---	--------	---------

Drammer


Archunkle

Studio

Essential

.nrae

Premier Series  
by  
**Workstream**



## **COMMERCIAL & GSA PRICE LIST**

Effective July 1, 2006

### **Desking System**

**General Services Administration - Federal Supply Services  
Authorized Federal Supply Schedule**

**Contract Period: October 1, 2001 through September 30, 2006. Hamilton  
Sorter, Inc. / Fairfield, OH 45014 / Business Size: Small Business Toll  
Free: 800-503-9966 / Fax: 800-503-9968**

## Table of Contents

Terms & Conditions ...	3-4
Understanding the Model Number...	5
Fixed-Height Workstations ...	6
Corner Workstations...	7
Freestanding Returns ...	8
Conference Table Returns ...	9
Bridges ...	10
Freestanding Overhead Storage Units ...	11
Undertable Accessories ...	12
Storage Units ...	13 - 14
Cable Management ...	15
Tackboard, Forms Storage and Tasklights...	16
Vertical Storage Cabinets...	17
Bookcases...	18
Conference Tables ...	19
Special Edging ...	20
Finishes and Laminates ...	21

---

# The Premier Series

## Commercial Terms & Conditions

**TERMS OF SALE:** Orders, sales, and contracts are expressly conditioned on acceptance of our terms, which constitute the complete and exclusive contract between the parties. We object to any additional or different terms proposed by the Buyer. Our failure to specifically object to additional or different terms shall not be deemed a waiver of exclusivity of our terms.

No order or contract shall be effective or binding upon us unless accepted by Hamilton Sorter in Fairfield, Ohio. Sales representatives, dealers or agents are not authorized to bind us to any terms additional to or different than the terms and conditions contained herein. Representations made by agents are not part of this contract and do not constitute a warranty unless specifically included herein. This agreement may not be modified except by written agreement signed by an executive officer of Hamilton Sorter. **PRICES:** Prices are F.O.B. in Fairfield, Ohio. Prices include all packing and cartoning charges. Shipping, handling, storage, installation, taxes (where applicable) and other charges will be added to advertised or quoted prices. Prices, dimensions and specifications shown are subject to change without notice. **ORDERING:** Production and/or shipping will not be scheduled until receipt of Buyer's written purchase order. Incomplete orders will not be scheduled for production. Order Acknowledgements are processed when the order is scheduled for production. All literature including, but not limited to, specifications, drawings, weights and dimensions, catalogs, price lists and advertising material is for illustrative purposes only and shall not be construed as a warranty. The Buyer assumes responsibility for suitability of our products in their final environment.

### TERMS OF PAYMENT:

**NET 30 DAYS.** Until credit is established, the Company may require a cash deposit when an order is placed for up to the entire amount of the order.

### MINIMUM ORDER: \$250.00 List

### ORDERING ADDRESS:

Hamilton Sorter  
3158 Production Drive  
Fairfield, Ohio 45014

### PAYMENT ADDRESS:

Hamilton Sorter  
2504 Pay Sphere Circle  
Chicago, IL 60674-2504

**SHIPPING:** Delivery shall be F.O.B. our factory, Fairfield, Ohio. We are authorized, but not required, to arrange shipping by common carrier. Unless specifically instructed, we arrange shipping, and choose the route and carrier. Most shipments are made by motor freight or parcel service. Lead times quoted or estimated for shipping are estimated and we are not responsible for any losses resulting from delays. An additional 3% net discount will be provided for all blanket wrapped orders. **DAMAGE IN TRANSIT:** Our obligations are to be deemed fulfilled, delivery complete, and the risk of loss shifted to the Buyer as soon as conforming goods are delivered to a common carrier. All products are thoroughly inspected and carefully packaged prior to shipment. The Buyer is

responsible for inspecting all cartons immediately on arrival and notifying the common carrier of any damage (whether visible or concealed) within fifteen (15) days after receipt of merchandise. The Buyer assumes responsibility for any claims against the carrier. All cartoning must be kept with damaged materials.

**SELLER'S NON PERFORMANCE:** We shall not be held responsible for any loss, delay, failure to deliver or damage caused by our inability to obtain labor, materials, fuel or supplies; fire, accidents, floods or adverse weather conditions; strikes, lockouts or other labor disputes; embargoes, governmental acts or requirements; wars, insurrections or riots, or by any other cause beyond reasonable control of ourselves or our suppliers.

**LIMITED WARRANTY:** Most Hamilton Sorter products are warranted to be free from defects for ten (10) years from the time you receive the shipment. This warranty period is to repair or provide a replacement part at Hamilton Sorter's option. Some products are warranted for three (3) years. They are: fabric, task lights, power strips, casters, adjustable keyboards and aluminum frame powder-coating.

The warranty does not apply if:

- Damage occurs after the product has been received with no damage noted.
- Damage results from the user's misuse of the product.
- The product is modified after shipment.
- Other manufacture's products are attached to or intermembered with our products.
- Unauthorized people have moved, installed, modified or repaired the product.
- The product was a nonstandard item built to customer specifications.

For items to be replaced under warranty, please fax us a Warranty Request. It is important that you provide the original sales order number and model number so we can determine how the original product was made. We may replace the entire product instead of a damaged part.

**EXCEPT AS STATED ABOVE, HAMILTON SORTER MAKES NO EXPRESS OR IMPLIED WARRANTIES AS TO ANY PRODUCT IN PARTICULAR, MAKES NO WARRANTY OF MERCHANTABILITY OR WARRANTY OF FITNESS FOR ANY PARTICULAR PURPOSE. OUR SOLE AND EXCLUSIVE OBLIGATION UNDER THIS WARRANTY IS TO REPAIR OR REPLACE DEFECTIVE PRODUCTS AT OUR OPTION. WORKSTREAM SHALL NOT BE LIABLE FOR INCIDENTAL OR CONSEQUENTIAL DAMAGES FOR LOST PROFIT OR SALES, OR DAMAGES FOR LOST PROFIT OR SALES, OR DAMAGES FOR INJURIES TO PERSON OR PROPERTY.**

**CHANGES/CANCELLATIONS:** Orders may not be changed or canceled without written consent. Orders for non-standard or modified products may not be canceled. Cancellation or change request must be submitted within three (3) working days after receipt of the Order Acknowledgement, providing the order has not already been put into production. A minimum charge of 25% will be imposed for changes or cancellation. The minimum charge will be increased if necessary to fully compensate us for all materials ordered, work performed, lost profits, reasonable overhead, and any other expenses resulting from the cancellation or change.

**GOVERNING LAWS:** The agreement shall be governed by the laws of the State of Ohio.

**ALL PRICES AND PRODUCT SPECIFICATIONS ARE SUBJECT TO CHANGE WITHOUT NOTICE.**

# GSA TERMS AND CONDITIONS

## 1. TABLE OF AWARDED SPECIAL ITEMS NUMBERS

Special Item No.

711-2 Worksurfaces, Workstations, Computer Furniture, Accessories

711-3 Filing and Storage Cabinets

711-11 Conference Tables

711-94 Design/Layout Services (\$50 per hour) *jk*

711-92 Installation Services (negotiated each contract)

## 2. MAXIMUM ORDER LIMITATION (MOL)

Maximum dollar value order is \$500,000 net product cost

## 3. MINIMUM ORDER

Minimum dollar value order to be issued under this contract is \$100 list

## 4. GEOGRAPHIC COVERAGE (Delivery Area)

Geographic coverage of this contract is the 48 contiguous states and the District of Columbia

## 5. POINT OF PRODUCTION

Fairfield (Butler County), Ohio

## 6. DISCOUNTS FROM LIST PRICE

All contract items are net of minimum applicable discounts

## 7. QUANTITY DISCOUNTS

Order Size

At List Price

\$0-\$60,000

\$60,001-\$500,000

Discount

40% *jk*

## 8. PROMPT PAYMENT TERMS

1% 20 days, Net 30 days from date of invoice for all items.

## 9a. GOVERNMENT COMMERCIAL CREDIT CARD

WILL BE ACCEPTED

## 9b. DISCOUNT FOR PAYMENT BY GOVERNMENT

COMMERCIAL CREDIT CARD

No additional discount.

## 10. FOREIGN ITEMS

No foreign product items are included.

## 11. TIME OF DELIVERY

Within 90 days ARO.

## 12. FOB POINT

Prices listed in this contract are FOB destination. Shipments outside the geographical coverage are FOB port of embarkation continental U.S. Inside delivery is included in destination freight charges if requested at time order is placed. Installation is not included in destination freight charges.

## 13. ORDERING ADDRESS

Hamilton Sorter

c/o Participating Dealer

3158 Production Drive

Fairfield, OH 45014

Telephone: 513-870-4400

Fax: 513-870-4401

## 14. PAYMENT ADDRESS

Hamilton Sorter

2504 Pay Sphere Circle

Chicago, IL 60674-2504

## 15. LIMITED LIABILITY

Hamilton Sorter (Workstream) products except those products or parts noted below, are warranted to be free from defects in design, materials and workmanship for a period of ten (10) years from the date of acceptance. During the warranty period, all defective product will be repaired or replaced at Hamilton Sorter's expense, including parts, labor and transportation. The following products and parts are warranted for three (3) years from the date of acceptance: tackboard fabric, tasklights, multiple outlet power strips (MOPS), casters and adjustable keyboards. The warranty is not applicable if any of the following conditions exist:

- damage occurs after the product has been received free and clear with no exceptions noted.
- damage results from accident, negligence, misuse or fault of a customer/user.
- products are built to customer specifications (specials)
- product is modified after acceptance.
- attachments are made off/to other manufacturer's products
- installation was not performed or approved by an authorized Hamilton Sorter dealer.
- persons not approved or authorized by Hamilton Sorter have moved, installed, modified, altered, replaced or repaired the product.

Except as stated above, Hamilton Sorter makes no express or implied warranties as to any product, in particular, makes no warranty of merchantability or warranty of fitness for any particular purpose. Our sole and exclusive obligation under this warranty is to repair or replace defective products or, at our option, to pay the reasonable cost of repair or replacement or issue credit. Hamilton Sorter shall not be liable for incidental or consequential damages, for lost profits or sales, or damages for injuries to person or property.

## 16. CHANGES/CANCELLATIONS/RETURNS

Orders may not be changed or canceled without written consent. Orders for non-standard or modified products may not be canceled. Cancellation or change requests must be submitted within three (3) working days after receipt of the Order Acknowledgment, providing the order has not already been put into production. A minimum charge of 20% will be imposed for changes or cancellation. The minimum charge will be increased if necessary to fully compensate us for all materials ordered, work performed, lost profits, reasonable overhead, and any other expenses resulting from cancellation or change.

Merchandise is not returnable unless written authorization is received from the factory. All transportation charges must be prepaid. Collect shipments will not be accepted. Return shipments, when accepted, are subject to a minimum 20% rehandling, restocking charge of the net invoice amount. Any open market items ordered in conjunction with the contract items will be subject to a 100% restocking fee. Our agreement to accept a return is conditional upon our inspection of the returned product.

## 17. EXPORT PACKING CHARGES

Not applicable

## 18. TERMS & CONDITIONS OF RENTAL, MAINTENANCE AND REPAIR

Not Applicable

## 19. TERMS AND CONDITIONS OF INSTALLATION

Negotiated on a project-by-project basis.

## 20. TERMS AND CONDITIONS OF REPAIR PARTS

Not Applicable

## 21. LIST OF SERVICE AND DISTRIBUTION POINTS

Not Applicable

## 22. LIST OF PARTICIPATING DEALERS

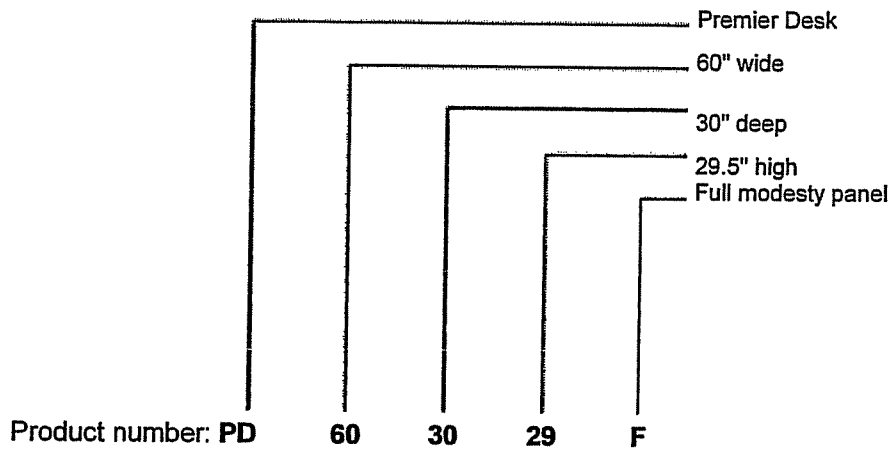
List available upon request

## 23. PREVENTATIVE MAINTENANCE

Not Applicable

# The Premier Series

## Understanding the Model Number



### MODIFICATIONS

Include dimensional changes in the model number. For example, PD603029F modified to 27"D would change to a PD602729F. For modification of the modesty panel and dimensional changes are fractions of an inch, please call you Customer Focus Team.

### Workstations, Returns, Bridges, Conference Return

- \$120 to reduce one dimension
- \$180 to reduce two dimensions
- \$240 to reduce three dimensions
- \$120 to reposition modesty panel

### Overhead Storage Units

- \$120 to reduce one dimension
- \$180 to reduce two dimensions

### Vertical Storage Closets (excluding one with lateral files)

- \$120 to reduce one dimension
- \$180 to reduce two dimensions
- \$240 to reduce three dimensions

### Bookcases

- \$120 to reduce one dimension
- \$180 to reduce two dimensions
- \$240 to reduce three dimensions

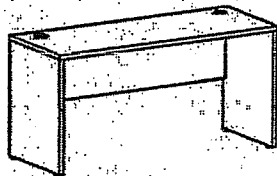
### HANDLE OPTIONS:



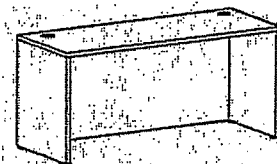
# The Premier Series

## Fixed-Height Workstations

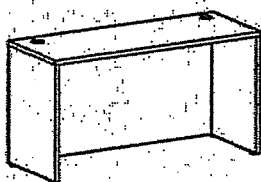
1. The modesty panel is located 10 1/2" from the rear on 30"D and 36"D units; and 1" from the rear on 24"D units.
2. You may modify a 29 1/2"H workstation to a 26 1/2"H workstation by changing the "29" to a "26" in the model number. This can be done at no charge.
3. Workstations 36" and wider receive two 3/4" grommets. Workstations less than 36"W receive one grommet.



PD602429



PD663029F



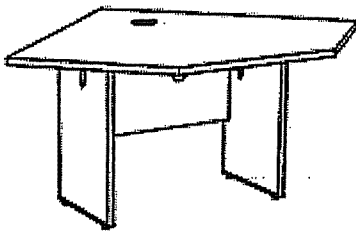
PD603629F

Model Number	Width	Depth	Height	Weight	Price	w/ full modesty add 'F' to model #	
						Weight	Price
<b>24"D</b>							
PD242429	24	24	29 1/2	66	\$389	86	\$495
PD302429	30	24	29 1/2	74	\$416	94	\$509
PD362429	36	24	29 1/2	82	\$443	102	\$549
PD422429	42	24	29 1/2	90	\$490	110	\$577
PD482429	48	24	29 1/2	97	\$495	117	\$590
PD542429	54	24	29 1/2	105	\$521	125	\$627
PD602429	60	24	29 1/2	113	\$548	133	\$655
PD662429	66	24	29 1/2	121	\$576	141	\$682
PD722429	72	24	29 1/2	129	\$602	149	\$710
<b>30"D</b>							
PD243029	24	30	29 1/2	78	\$421	98	\$529
PD303029	30	30	29 1/2	86	\$450	106	\$559
PD363029	36	30	29 1/2	95	\$480	115	\$584
PD423029	42	30	29 1/2	104	\$507	124	\$615
PD483029	48	30	29 1/2	113	\$536	133	\$642
PD543029	54	30	29 1/2	122	\$564	142	\$672
PD603029	60	30	29 1/2	131	\$594	151	\$701
PD663029	66	30	29 1/2	140	\$622	160	\$730
PD723029	72	30	29 1/2	149	\$652	169	\$759
<b>36"D</b>							
PD243629	24	36	29 1/2	78	\$442	98	\$548
PD303629	30	36	29 1/2	86	\$472	106	\$579
PD363629	36	36	29 1/2	95	\$503	115	\$609
PD423629	42	36	29 1/2	104	\$532	124	\$666
PD483629	48	36	29 1/2	113	\$563	133	\$697
PD543629	54	36	29 1/2	122	\$592	142	\$728
PD603629	60	36	29 1/2	131	\$623	151	\$760
PD663629	66	36	29 1/2	140	\$653	160	\$791
PD723629	72	36	29 1/2	149	\$683	169	\$822

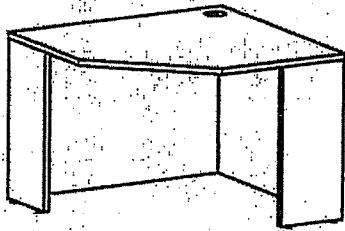
# The Premier Series

## Corner Workstations

1. A 42" dimension allows for either a 24"D return or a 30"D return. This is determined by the last two digits of the model number. For example, a PD424230FHC would use 30"D returns.
2. The standard keyboard area for corner units are as follows: PD363624FHC - 16.971"; PD424224FHC - 25.508"; PD424230FHC - 17.023"; and PD484830FHC - 25.456".
3. You may modify a 29 1/2"H workstation to a 26 1/2"H workstation by changing the "29" to "26" in the model number. This may be done at no charge.
4. A 29 1/2"H corner unit can be joined to a 26 1/2"H corner return. A drop bracket will be provided determined by the location of the unit on your floor plan.
5. Workstations have one grommet centered at the rear of the worksurface and centered in the modesty panel. Units with half legs have a grommet in each leg.



PD424224FHC



PD484830FHC

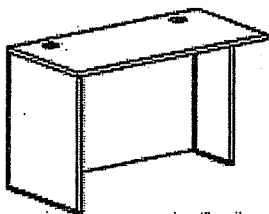
Model Number	Width	Depth	Height	Return Depth	Weight	Price	w/ full modesty & 1/2 legs add 'F' to model #	
							Weight	Price
<b>FIXED HEIGHT</b>								
PD363624FHC	36	36	29 1/2	24	113	\$589	128	\$674
PD424224FHC	42	42	29 1/2	24	145	\$734	150	\$847
PD424230FHC	42	42	29 1/2	30	145	\$734	150	\$847
PD484830FHC	48	48	29 1/2	30	150	\$869	155	\$948



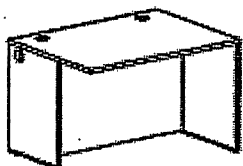
# The Premier Series

## Freestanding Returns

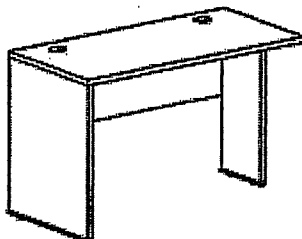
1. Rectangular returns attach directly to a base unit with a mending plate (included with return). The position of the return in relation to the base unit must be specified by adding "L" or "R" to the end of the return model number.
2. Left returns have a full left leg and a half right leg; right returns have full right leg and a half left leg.
3. A base unit 29 1/2"H can be joined to a return 26 1/2"H. A drop bracket will be provided determined by the location of the unit in your floor plan.
4. The modesty panel is located 10 1/2" from the rear on 30"D units; and 1" from the rear on 24"D units.
5. You may modify a 29 1/2"H return to a 26 1/2"H return by changing the "29" to "26" in the model number. This may be done at no charge.
6. Returns 36" and wider receive two 3/4" grommets. Returns less than 36" W receive one grommet.



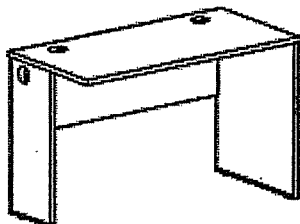
PR422429LF



PR362429RF



PR423029L



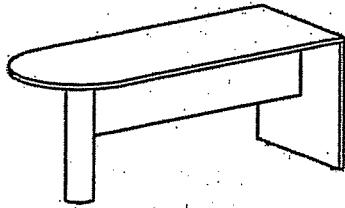
PR483029R

Model Number	Depth	Width	Height	Weight	Price	w/ full modesty add 'F' to model #	
						Weight	Price
<b>24"D LEFT RETURN</b>							
PR242429L	24	24	29 1/2	60	\$356	80	\$463
PR302429L	24	30	29 1/2	67	\$381	87	\$489
PR362429L	24	36	29 1/2	74	\$409	94	\$494
PR422429L	24	42	29 1/2	81	\$435	101	\$544
PR482429L	24	48	29 1/2	88	\$462	108	\$568
PR542429L	24	54	29 1/2	95	\$488	115	\$595
PR602429L	24	60	29 1/2	102	\$515	122	\$622
PR662429L	24	66	29 1/2	107	\$543	127	\$648
PR722429L	24	72	29 1/2	112	\$568	132	\$676
<b>24"D RIGHT RETURN</b>							
PR242429R	24	24	29 1/2	60	\$356	80	\$463
PR302429R	24	30	29 1/2	67	\$381	87	\$489
PR362429R	24	36	29 1/2	74	\$409	94	\$494
PR422429R	24	42	29 1/2	81	\$435	101	\$544
PR482429R	24	48	29 1/2	88	\$462	108	\$568
PR542429R	24	54	29 1/2	95	\$488	115	\$595
PR602429R	24	60	29 1/2	102	\$515	122	\$622
PR662429R	24	66	29 1/2	107	\$543	127	\$648
PR722429R	24	72	29 1/2	112	\$568	132	\$676
<b>30"D LEFT RETURN</b>							
PR243029L	30	24	29 1/2	69	\$386	89	\$492
PR303029L	30	30	29 1/2	77	\$406	97	\$513
PR363029L	30	36	29 1/2	85	\$434	105	\$542
PR423029L	30	42	29 1/2	93	\$462	113	\$568
PR483029L	30	48	29 1/2	101	\$490	121	\$597
PR543029L	30	54	29 1/2	109	\$519	129	\$625
PR603029L	30	60	29 1/2	117	\$548	137	\$655
PR663029L	30	66	29 1/2	125	\$577	145	\$683
PR723029L	30	72	29 1/2	133	\$605	153	\$713
<b>30"D RIGHT RETURN</b>							
PR243029R	30	24	29 1/2	69	\$386	89	\$492
PR303029R	30	30	29 1/2	77	\$406	97	\$513
PR363029R	30	36	29 1/2	85	\$434	105	\$542
PR423029R	30	42	29 1/2	93	\$462	113	\$568
PR483029R	30	48	29 1/2	101	\$490	121	\$597
PR543029R	30	54	29 1/2	109	\$519	129	\$625
PR603029R	30	60	29 1/2	117	\$548	137	\$655
PR663029R	30	66	29 1/2	125	\$577	145	\$683
PR723029R	30	72	29 1/2	133	\$605	153	\$713

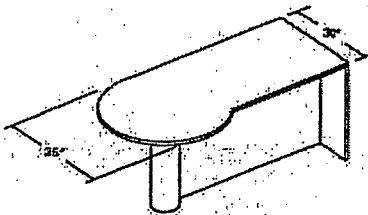
# The Premier Series

## Conference Table Returns

1. The modesty panel on a Conference Table Return is centered.
2. Pedestals, lateral files, keyboards and pencil drawers cannot be placed under Conference Table Returns.



PCT662429D



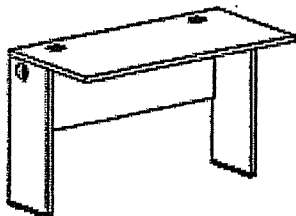
PCT663029PLF

Model Number	Width	Depth	Height	Weight	Price	w/ full modesty add 'F' to model #	
						Weight	Price
<b>'D' TABLES</b>							
PCT602429D	60	24	29 1/2	113	\$827	123	\$934
PCT603029D	60	30	29 1/2	131	\$853	141	\$950
PCT662429D	66	24	29 1/2	131	\$878	141	\$988
PCT663029D	66	30	29 1/2	140	\$904	150	\$1,025
PCT722429D	72	24	29 1/2	140	\$929	150	\$1,064
PCT723029D	72	30	29 1/2	149	\$954	159	\$1,100

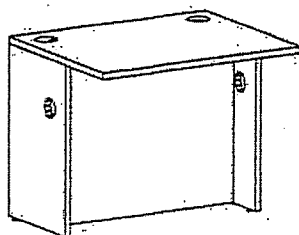
<b>'P' TABLES</b>							
PCT663029PL	66	30	29 1/2	150	\$900	160	\$1,007
PCT723029PL	72	30	29 1/2	159	\$915	169	\$1,023
PCT663029PR	66	30	29 1/2	150	\$900	160	\$1,007
PCT723029PR	72	30	29 1/2	159	\$915	169	\$1,023

## Bridges

1. Bridges connect two rectangular workstations. They are provided with a double half-leg design.
2. The modesty panel is located 10 1/2" from the rear on 30" D units; and 1" from the rear on 24"D units.
3. A base unit 29 1/2"H can be joined to a bridge 26 1/2"H. A drop bracket will be provided determined by the location of the unit in your floor plan.
4. Bridges 36" and wider receive two 3 1/4" grommet. Bridges less than 36" W receive one grommet.



PB482429



PB483029F

Model Number	Depth	Width	Height	Weight	Price	w/ full modesty add 'F' to model #	
						Weight	Price
<b>24"D</b>							
PB242429	24	24	29 1/2	65	\$335	85	\$444
PB302429	24	30	29 1/2	71	\$373	91	\$468
PB362429	24	36	29 1/2	77	\$389	97	\$495
PB422429	24	42	29 1/2	84	\$416	104	\$523
PB482429	24	48	29 1/2	90	\$429	110	\$535
PB542429	24	54	29 1/2	97	\$468	117	\$576
PB602429	24	60	29 1/2	103	\$494	123	\$602
PB662429	24	66	29 1/2	110	\$522	130	\$626
PB722429	24	72	29 1/2	116	\$548	136	\$655

<b>30"D</b>							
PB243029	30	24	29 1/2	69	\$365	89	\$480
PB303029	30	30	29 1/2	75	\$392	95	\$507
PB363029	30	36	29 1/2	81	\$418	101	\$532
PB423029	30	42	29 1/2	85	\$446	105	\$551
PB483029	30	48	29 1/2	89	\$474	109	\$581
PB543029	30	54	29 1/2	93	\$503	113	\$609
PB603029	30	60	29 1/2	97	\$532	117	\$639
PB663029	30	66	29 1/2	101	\$561	121	\$667
PB723029	30	72	29 1/2	105	\$590	125	\$697

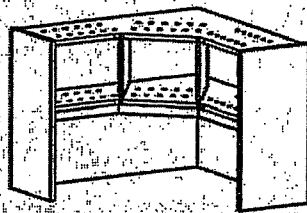
# The Premier Series

## Freestanding Overhead Storage Units

1. Clearance between the underside of the workstation surface and bottom shelf is 17 $\frac{3}{4}$ ". Clearance between the shelves is 12" with retractable doors, 14" without doors. Usable depth of bottom shelf for units with doors is 12 $\frac{7}{8}$ ".
2. Overhead storage units less than 42" W have one door. 3. Overhead storage units cannot be retrofitted with retractable doors. 4. Cord covers (OSUCC-BL) are available in black. See page 13.
5. Overhead storage units are drilled every 2 $\frac{1}{2}$ " for wire dividers. The number of wire dividers included for each overhead is based on the overhead width.

Width	# of Dividers
18 - 30"	6
33 - 36"	12
39 - 60"	18
60 - 69"	24
72"	30

6. Overhead storage units are shipped fully assembled.



OSU42C

Model Number	Width	Depth	Height	Weight	Price	42"H	
						add. 42" to model #	Weight
<b>CORNER UNITS</b>							
OSU36C	36	36	36	150	\$887	170	\$1,222
OSU42C	42	42	36	170	\$950	190	\$1,284
OSU48C	48	48	36	190	\$1,046	210	\$1,404

### CORNER UNITS WITH RETRACTABLE DOORS

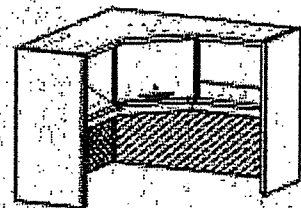
OSU36C-RD	36	36	36	160	\$1,013		
OSU42C-RD	42	42	36	180	\$1,075		
OSU48C-RD	48	48	36	200	\$1,196		

### CORNER UNITS WITH TACKBOARDS

OSU36C-TB	36	36	36	160	\$965	180	\$1,173
OSU42C-TB	42	42	36	180	\$1,024	200	\$1,232
OSU48C-TB	48	48	36	200	\$1,116	220	\$1,325

### CORNER UNITS WITH TACKBOARDS AND RETRACTABLE DOORS

OSU36C-TB-RD	36	36	36	170	\$1,091		
OSU42C-TB-RD	42	42	36	190	\$1,150		
OSU48C-TB-RD	48	48	36	210	\$1,265		



OSU42C-TB-RD

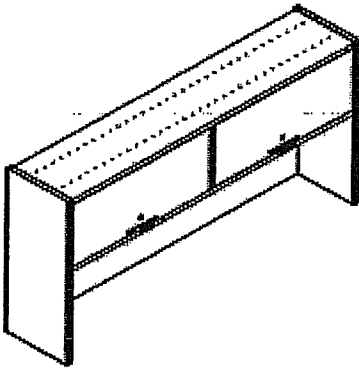
# The Premier Series

## Freestanding Overhead Storage Units

Model Number	Width	Depth	Height	Weight	Price	42"H add '-42' to model #	
						Weight	Price
<b>CLOSED BACK UNITS</b>							
OSU24CB	24	15	36	80	\$439		
OSU30CB	30	15	36	90	\$456		
OSU36CB	36	15	36	100	\$472		
OSU42CB	42	15	36	110	\$490		
OSU48CB	48	15	36	120	\$507		
OSU54CB	54	15	36	130	\$523		
OSU60CB	60	15	36	140	\$567		
OSU66CB	66	15	36	150	\$585		
OSU72CB	72	15	36	160	\$625		

### CLOSED BACK UNITS WITH RETRACTABLE DOORS

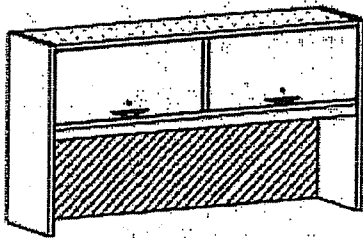
OSU24CB-RD	24	15	36	97	\$633	107	\$841
OSU30CB-RD	30	15	36	109	\$653	119	\$861
OSU36CB-RD	36	15	36	120	\$673	130	\$881
OSU42CB-RD	42	15	36	131	\$706	141	\$915
OSU48CB-RD	48	15	36	142	\$733	152	\$941
OSU54CB-RD	54	15	36	154	\$759	164	\$966
OSU60CB-RD	60	15	36	165	\$781	175	\$989
OSU66CB-RD	66	15	36	176	\$807	186	\$1,014
OSU72CB-RD	72	15	36	187	\$866	197	\$1,073



OSU48CB-RD

### CLOSED BACK UNITS WITH TACKBOARDS

OSU24TB	24	15	36	86	\$511		
OSU30TB	30	15	36	98	\$524		
OSU36TB	36	15	36	111	\$549		
OSU42TB	42	15	36	123	\$579		
OSU48TB	48	15	36	135	\$610		
OSU54TB	54	15	36	148	\$642		
OSU60TB	60	15	36	160	\$696		
OSU66TB	66	15	36	172	\$724		
OSU72TB	72	15	36	185	\$755		



OSU42TB-RD

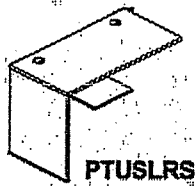
### CLOSED BACK UNITS WITH TACKBOARDS AND RETRACTABLE DOORS

OSU24TB-RD	24	15	36	100	\$789	110	\$996
OSU30TB-RD	30	15	36	115	\$801	125	\$1,009
OSU36TB-RD	36	15	36	130	\$827	140	\$1,036
OSU42TB-RD	42	15	36	145	\$838	155	\$1,043
OSU48TB-RD	48	15	36	160	\$850	170	\$1,057
OSU54TB-RD	54	15	36	175	\$877	185	\$1,085
OSU60TB-RD	60	15	36	190	\$908	200	\$1,116
OSU66TB-RD	66	15	36	205	\$982	215	\$1,190
OSU72TB-RD	72	15	36	220	\$1,058	230	\$1,267

# The Premier Series

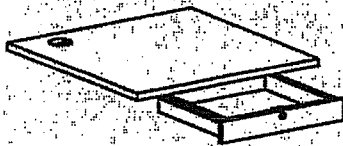
## Undertable Accessories

1. Sliding reference shelves and pencil drawers can be used under 29½" units with 26"H undertable pedestals.
2. Hanging pedestals feature a top pencil drawer and bottom file drawer.
3. All suspension drawers include attachment hardware and are shipped fully assembled.
4. File drawers are made to support hanging folders only.



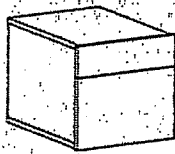
PTUSLRS  
PTUSLRS1612

Model Number	Width	Depth	Height	Weight	Price
<b>SLIDING REFERENCE SHELF</b>					
PTUSLRS1612	16	12	2	10	\$89



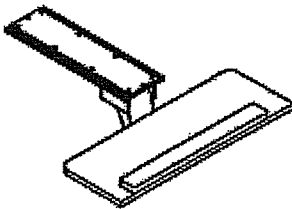
PSDR16-3-20L

<b>PENCIL DRAWER</b>					
PSDR16-3-20	20	17 1/8	3	15	\$162



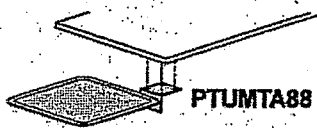
PSML16-S

<b>PENCIL DRAWER W/ LOCK</b>					
PSDR16-3-20L	20	17 1/8	3	15	\$190
<b>TOP PENCIL DRAWER W/ BOTTOM FILE DRAWER</b>					
PSML16-S	15 5/8	17 1/8	16 5/8	70	\$408
<b>TOP PENCIL DRAWER W/BOTTOM FILE DRAWER W/LEFT SIDE LOCK</b>					
PSML16-SLL	15 5/8	17 1/8	16 5/8	70	\$456
<b>TOP PENCIL DRAWER W/BOTTOM FILE DRAWER W/RIGHT SIDE LOCK</b>					
PSML16-SLR	15 5/8	17 1/8	16 5/8	70	\$456



PTUAKD21

<b>ADJUSTABLE KEYBOARD TRAY</b>					
KDADJM	28	11	4	7	\$231
PTUAKD21	21	11	4	15	\$280
PTUAKD28	28	11	4	17	\$317



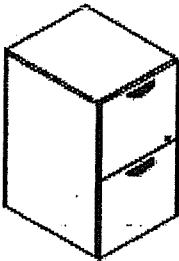
PTUMTA88

<b>MOUSE TRAY ASSEMBLY</b>					
PTUMTA88	8	8	1 1/2	5	\$62

# The Premier Series

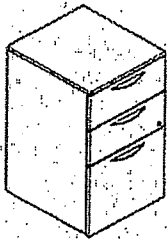
## Storage Units

1. Pedestal drawers are made to support hanging folders only.
2. Locks are anti-tip mechanisms are a standard feature on all 28"H pedestals. Both drawers lock on all twodrawer pedestals and the bottom box drawer and middle file drawer lock together on three-drawer pedestals
3. To place a pedestal under a sliding reference shelf or pencil drawer, use a 26"H pedestal.
4. Multi-use lateral files include a file drawer on the upper left or right, two personal drawers on the opposite side and a bottom lateral file. The location of the file drawer is indicated by "L" or "R" at the end of the model number.
5. Pedestals and lateral files are shipped fully assembled.



PR-PF1828F

Model Number	Width	Depth	Height	Weight	Price
<b>TWO-DRAWER PEDESTAL</b>					
PR-PF1826F	16 <sup>3</sup> / <sub>8</sub>	18 <sup>1</sup> / <sub>2</sub>	25 <sup>1</sup> / <sub>4</sub>	80	\$583
PR-PF1828F	16 <sup>3</sup> / <sub>8</sub>	18 <sup>1</sup> / <sub>2</sub>	28	80	\$583

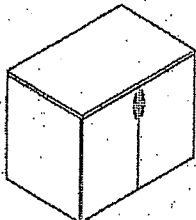


PR-PF1828B

<b>THREE-DRAWER PEDESTAL</b>					
PR-PF1826B	16 <sup>3</sup> / <sub>8</sub>	18 <sup>1</sup> / <sub>2</sub>	25 <sup>1</sup> / <sub>4</sub>	85	\$677
PR-PF1828B	16 <sup>3</sup> / <sub>8</sub>	18 <sup>1</sup> / <sub>2</sub>	28	85	\$677

<b>TWO-DRAWER PEDESTAL W/CASTERS</b>					
PR-PC1828F	16 <sup>3</sup> / <sub>8</sub>	18 <sup>1</sup> / <sub>2</sub>	25 <sup>1</sup> / <sub>4</sub>	85	\$636

<b>THREE-DRAWER PEDESTAL W/CASTERS</b>					
PR-PC1828B	16 <sup>3</sup> / <sub>8</sub>	18 <sup>1</sup> / <sub>2</sub>	25 <sup>1</sup> / <sub>4</sub>	85	\$731

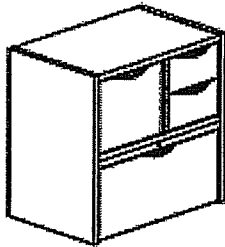


PSP302430FX

<b>TWO-DOOR STORAGE CABINET</b>					
PSP302430FX	30	24	29 <sup>1</sup> / <sub>2</sub>	150	\$681
PSP362430FX	36	24	29 <sup>1</sup> / <sub>2</sub>	160	\$734

# The Premier Series

## Storage Units

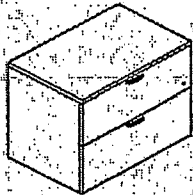


LFMP362028L

Model Number	Width	Depth	Height	Weight	Price
<b>PERSONAL LATERAL FILE W/ LEFT BOX/BOX</b>					
LFMP282028L	28 <sup>11/16</sup>	18 <sup>1/2</sup>	28	155	\$825
LFMP362028L	36 <sup>1/8</sup>	18 <sup>5/8</sup>	28	165	\$1,060

### PERSONAL LATERAL FILE W/ RIGHT BOX/BOX

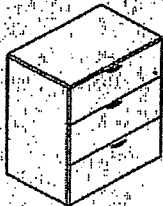
LFMP282028R	28 <sup>11/16</sup>	18 <sup>1/2</sup>	28	155	\$825
LFMP362028R	36 <sup>1/8</sup>	18 <sup>5/8</sup>	28	165	\$1,060



PLF362028

### TWO-DRAWER LATERAL FILE

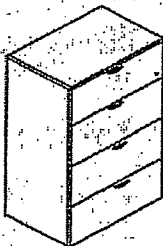
PLF362028	36	18 <sup>1/2</sup>	28	175	\$977
PLF362030	36	18 <sup>1/2</sup>	29 <sup>1/2</sup>	160	\$958



PLF362048

### THREE-DRAWER LATERAL FILE

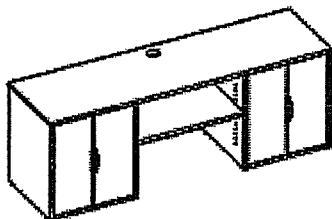
PLF362048	36	18 <sup>1/2</sup>	46 <sup>1/2</sup>	211	\$1,249
-----------	----	-------------------	-------------------	-----	---------



PLF362060

### FOUR-DRAWER LATERAL FILE

PLF362060	36	18 <sup>1/2</sup>	61 <sup>1/2</sup>	261	\$1,575
-----------	----	-------------------	-------------------	-----	---------



PSP602429CZ


### CREDENZA

PSP602429CZ	60	24	29 <sup>1/2</sup>	239	\$1,312
PSP662429CZ	66	24	29 <sup>1/2</sup>	253	\$1,327
PSP722429CZ	72	24	29 <sup>1/2</sup>	267	\$1,356

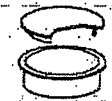
# The Premier Series

## Cable Management

1. Cable raceways, available in black only, attach to the inside of the modesty panel.
2. Cable cutouts may be specified on the worksurface, shelves, in the back or leg panels. Specify location in terms of distance from outside edges of the surface. This model number must immediately follow the model number of the item to be modified on the order transmittal form.
3. Any changes to standard grommet locations must be specified on drawing.



PCMBLR-30



PDCBLC0-3



OSUCC-BL

Model Number	Description	Weight	Price
<b>RACEWAY</b>			
PCMCBLR-24	Raceway for 24" table	4	\$17
PCMCBLR-30	Raceway for 30" table	4	\$23
PCMCBLR-36	Raceway for 36" table	5	\$26
PCMCBLR-42	Raceway for 42" table	5	\$29
PCMCBLR-48	Raceway for 48" table	5	\$32
PCMCBLR-60	Raceway for 60" table	6	\$35
PCMCBLR-66	Raceway for 66" table	6	\$42
PCMCBLR-72	Raceway for 72" table	6	\$45

<b>GROMMETS</b>			
PDCBLC0-3	Add or reposition grommet		\$15
XPDCBLC0-3	Delete grommet		\$15


<b>CORD COVERS</b>			
OSUCC-BL	18" Black		\$14



# The Premier Series

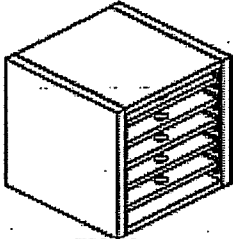
## Tackboard, Forms Storage and Tasklights

1. Tackboards can be made any size up to 72"W x 48"H in 1" increments. 2. Fabric color must be specified when ordering tackboard. See Guilford of Maine Collection #2. 3. Forms storage units are shipped fully assembled.
4. Shelf supports in forms storage units are available in black, brown and grey.
5. Tasklights are available in black only.



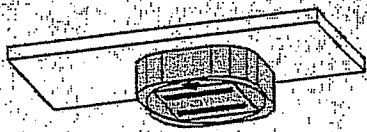
PTBwwhh

Model Number	Width	Depth	Height	Weight	Color	Price
<b>TACKBOARDS</b>						
PTBwwhh	per square foot (specify width & height)					\$20



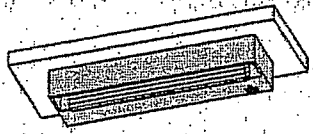
FSM12

<b>FORMS STORAGE INSERT</b>						
FSM12	12 1/2	12	12	20		\$225



PUSTL-10

<b>TASKLIGHT</b>						
PUSTL-10	10	10		10	Black	\$217



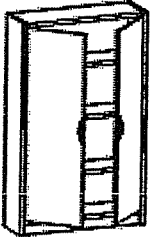
PUSTL-24

PUSTL-24	24	6		10	Black	\$153
PUSTL-24CA	24	6		10	Black	\$173

# The Premier Series

## Vertical Storage Cabinets

1. Standard depth for all vertical storage cabinets is 24".
2. All vertical storage cabinets include a lock, a removable coat rod and three adjustable shelves; additional shelves may be ordered separately.
3. All cabinets are shipped fully assembled.



PVS3666

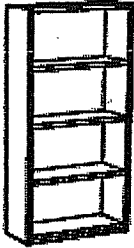
Model Number	Width	Depth	Height	Weight	Price
PVS3660	36	24	60	208	\$1,172
PVS3666	36	24	66	220	\$1,226
PVS3672	36	24	72	234	\$1,282
PVS36S	34	21	shelf	14	\$42

# The Premier Series

## Bookcases


- Shelves for 12"D bookcases are 11"D (book storage); shelves for 18"D bookcases are 16"D (binder and printout storage).
- Bookcases include the following number of adjustable shelves:

Height	Shelves
30"	1
36 - 42"	2
48 - 60"	3
66 - 72"	4



BS361260

Model Number	Depth	Width	Height	Weight	Price
BS301230	30	12	30	70	\$375
BS301236	30	12	36	80	\$417
BS301242	30	12	42	90	\$460
BS301248	30	12	48	100	\$503
BS301254	30	12	54	110	\$546
BS301260	30	12	60	117	\$589
BS301266	30	12	66	127	\$631
BS301272	30	12	72	136	\$674
BS361230	36	12	30	82	\$401
BS361236	36	12	36	93	\$446
BS361242	36	12	42	104	\$489
BS361248	36	12	48	113	\$533
BS361254	36	12	54	124	\$578
BS361260	36	12	60	135	\$622
BS361266	36	12	66	146	\$666
BS361272	36	12	72	156	\$710




BS301872D

Model Number	Height	Weight	Price	w/ doors add 'D' to model #		w/ locks add 'L' to model #	
				Weight	Price	Weight	Price
BS301830	30	70	\$446	106	\$633	111	\$865
BS301836	36	80	\$497	121	\$698	126	\$929
BS301842	42	90	\$549	126	\$763	131	\$994
BS301848	48	100	\$598	141	\$826	146	\$1,057
BS301854	54	110	\$650	146	\$895	151	\$1,126
BS301860	60	117	\$700	158	\$981	163	\$1,212
BS301866	66	127	\$753	172	\$1,044	177	\$1,275
BS301872	72	136	\$804	187	\$1,094	192	\$1,346

BS361830	30	82	\$477	118	\$673	123	\$845
BS361836	36	93	\$529	134	\$739	139	\$907
BS361842	42	104	\$583	140	\$808	145	\$971
BS361848	48	113	\$636	154	\$875	159	\$1,034
BS361854	54	124	\$688	160	\$962	165	\$1,115
BS361860	60	135	\$741	176	\$1,033	181	\$1,182
BS361866	66	146	\$793	191	\$1,102	196	\$1,245
BS361872	72	156	\$847	207	\$1,168	212	\$1,308

# The Premier Series


## Conference Tables



CR42

### ROUND

Model Number	Width	Depth	Height	Weight	Price
CR42	42" diameter		29 $\frac{1}{2}$	110	\$533
CR48	48" diameter		29 $\frac{1}{2}$	140	\$575



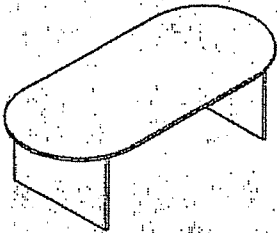
CFT48R

### ROUND W/ BLACK METAL BASE

CFT36R	36" diameter		29 $\frac{1}{2}$	85	\$489
CFT42R	42" diameter		29 $\frac{1}{2}$	110	\$518
CFT48R	48" diameter		29 $\frac{1}{2}$	140	\$547

### ROUND W/ 1 $\frac{5}{8}$ " TOP AND CYLINDER BASE

CR42BUCL	42" diameter		29 $\frac{1}{2}$	110	\$1,042
CR48BUCL	48" diameter		29 $\frac{1}{2}$	140	\$1,071



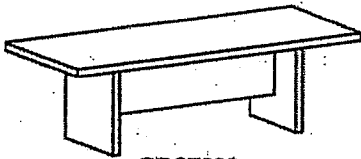
CRR9644

### RACETRACK

CRR7236	72	36	29 $\frac{1}{2}$	127	\$566
CRR9644	96	44	29 $\frac{1}{2}$	157	\$679
CRR12048	120	48	29 $\frac{1}{2}$	195	\$907

### RACETRACK W/ 1 $\frac{5}{8}$ " TOP

CRR7236BU	72	36	29 $\frac{1}{2}$	127	\$850
CRR9644BU	96	44	29 $\frac{1}{2}$	157	\$1,017
CRR12048BU	120	48	29 $\frac{1}{2}$	195	\$1,360



CRC7236

### RECTANGULAR

CRC7236	72	36	29 $\frac{1}{2}$	127	\$443
CRC9644	96	44	29 $\frac{1}{2}$	157	\$547
CRC12048	120	48	29 $\frac{1}{2}$	195	\$907

### RECTANGULAR W/ 1 $\frac{5}{8}$ " TOP

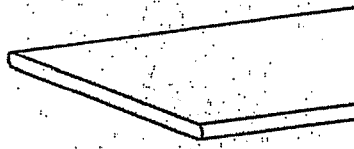
CRC7236BU	72	36	29 $\frac{1}{2}$	127	\$621
CRC9644BU	96	44	29 $\frac{1}{2}$	157	\$749
CRC12048BU	120	48	29 $\frac{1}{2}$	195	\$927

# The Premier Series

## Special Edging

1. Postform is available in all laminates. It is available for front and/or rear only. 2.

Adding postform to a surface increases its width and/or depth by 1/2" per edge.



Postform on two edges.

### POSTFORM ON ONE EDGE

Model Number	Width	Price
PPFwwdd-1	18 - 24	\$68
PPFwwdd-1	25 - 36	\$82
PPFwwdd-1	37 - 48	\$95
PPFwwdd-1	49 - 60	\$109
PPFwwdd-1	61 - 72	\$120

### POSTFORM ON TWO EDGES

PPFwwdd-2	18 - 24	\$128
PPFwwdd-2	25 - 36	\$142
PPFwwdd-2	37 - 48	\$156
PPFwwdd-2	49 - 60	\$168
PPFwwdd-2	61 - 72	\$182

3. T-Molding may be added to worksurfaces with an 8% upcharge.

4. T-Molding may be added to worksurfaces and support legs on Fixed Height Workstations, Corner Workstations, Freestanding Returns and Bridges with 38% upcharge.

# The Premier Series

## Finishes and Laminates

### STANDARD FINISHES

#### Color Names

#### Woodgrains

Hard Rock Maple II  
Solar Oak  
Autumn Cherry  
Oiled Cherry  
Woodlawn Cherry  
African Walnut

#### Brand Name & Number

Wilsonart 10776-60  
Wilsonart 7816-60  
Pionite K1727-S  
Pionite WC421-S  
Casco H1209  
Wilsonart 7122T-60

#### Solids

Fashion Grey  
Putty  
Slate Grey  
Black

Wilsonart D381-60  
Formica 85560-58  
Wilsonart D91-60  
Wilsonart 1595-60

#### Textured


Crystal Sandstorm  
Graphite Nebula

Panval 702  
Wilsonart 4623-60

### CUSTOM LAMINATES

Wilsonart high-pressure laminate may be chosen for worksurfaces only. Add 20% and allow 4 to 6 weeks for delivery. Specify two mil. HP laminate edge band from the standard 12 colors.

Call the factory for a quote on additional laminates.





6960 West Ridge Road  
P.O. Box CC  
Fairview, PA 16415-0829  
email: sales@fyp.com

814.474.1565  
800.458.0552  
Fax 814.474.2129  
website: www.fyp.com

September 15, 2006

Department of Administration  
Purchasing Division  
Building 15  
2019 Washington Street, East  
Charleston, WV 25305-0130

Re: RFQ Number SYSFURN07.

Flex-Y-Plan submits for the above RFQ.

- A. Flex-Y-Plan's submission includes coverage of the entire state of West Virginia. Access Systems of Charleston will be performing all installations and follow up that is necessary.
- B.
  1. Attached are four pages from our price books which are contained on the CD. The four pages indicate product that is excluded from the contract since these specific products do not meet one of the standards in the specifications.
  2. Flex-Y-Plan's two (2) different systems furniture product lines (Emphasys and System Four) do not have the fabric attached by a spline. Fabric can be replaced in the field.
- C. On the Affidavit page, under Licensing, Flex-Y-Plan is signing that Access Systems is licensed in West Virginia. Flex-Y-Plan is not licensed in West Virginia and it is not believed that we should be licensed.
- D. Flex-Y-Plan understands that a Certificate of Insurance will be required prior to an award and is willing to submit.
- E. Flex-Y-Plan understands and will comply with the \$ 125.00 registration fee with the Purchasing Department.
- F. Jack Chandler of Access Systems attended the Pre Bid conference.
- G. On the front cover of the CME Case Works price book is a statement that prices are subject to change. For the West Virginia contract, Flex-Y-Plan understands and will comply that the prices in the price book are fixed for the duration of the contract.
- H. In compliance with Section F of the Specifications, the following is submitted:
  1. Flex-Y-Plan has been in the business of manufacturing office furniture and related products since 1964. Flex-Y-Plan has continuously held the Federal GSA contract since the 1970's. In addition to the Federal GSA contract, Flex-Y-Plan holds state contracts in Pennsylvania, New Jersey, New York, Florida and other





states. In addition, Flex-Y-Plan's products are standardized product in for many government and commercial entities.

2. Flex-Y-Plan has an in house staff that can provide drawings and quotations in accordance with the West Virginia contract. Each of the three (3) people are long term employees of Flex-Y-Plan.
3. Access Systems is an experienced furniture installation company. Dave Miller has 15 years of experience with Access Systems and Jack Chandler has 10 years of experience with Access Systems and office furniture.
4. Flex-Y-Plan will be happy to provide references upon request and additional information.



Don R. Worthington  
Executive Vice President

Enclosures:

RFQSYSFURN07 with Amendment # 1  
5 pages from price books with product that is excluded  
Exhibit A – also included on 2 CD's  
Affidavit  
Certification  
2 CD's with price books, brochures and Excel spreadsheet completed



ACCESS

**2004**

***Pricing & Specification Guide***

*Effective 04/01/04 Ver 1.2 (9/04)*

**SITMATIC®**



**Mill Fabric Programs**

Page 2



**@Ease: Series 03: style, value, comfort**

Page 10



**Beta: Series 06/07: ergonomic seating solutions**

Page 14



**Alpha: Series 16/17: premier ergonomic seating**

Page 20



**Allegra: Series 34: executive and conference room seating**

Page 26




**BossTask: Series 38/39: full scale ergonomic seating**

Page 28



**Boss: Series 38/39: executive/management seating**

Page 32




**Posh: Series 42: conference seating**

Page 38



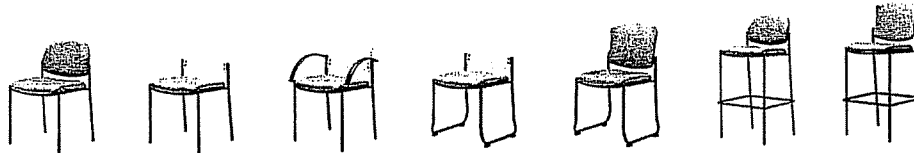
**Omnific: Series 77/79: technical seating**

Page 42



**Aria: Series 90: multi-purpose seating**

Page 44



**Jack: Series 91: multi-purpose seating**

Page 46



**Ellipse: Series 92**

Page 48

**Ellipse Beam: Series 93/34: multi-purpose seating**

Page 50



**Riviera: Series 96/97: Down-scaled club seating**

Page 52



**Drittondo: Series 600: signature lobby seating**

Page 54

## How to specify

In addition to standard Sitmatic fabrics, Sitmatic offers you a simplified program to use Architex / Liz Jordan Hill fabrics. To the right is a list of fabrics and their corresponding price grades. To see these fabrics, or to order memo samples, please contact Architex at 1 (800) 621-0827 or visit them at [www.architex-ljh.com](http://www.architex-ljh.com).

When using Architex fabrics, list the Sitmatic chair model followed by a "/" and then the appropriate fabric grade.

In the description please list Architex, the pattern and then the color.

For example:

173 SX +1A / M4

Architex 45 RPM Charcoal

Please do not place a separate order with Architex for your fabric. This will be done automatically for you.

## Fabrics listed alphabetically

45 Rpm	M4	Box Seats	M6	Contemplate	M6	Extreme	M4
7 <sup>th</sup> Inning Stretch	M7	Bozzetto	M7	Corsage	M6	Facade	M7
96 Tears Of	M6	Britespot	M4	Cosmopolitan	M6	Fast Track	M7
Abito	M5	British Sateen	M5	Cottage	M3	Fathom	M6
Abstraction	M7	Broken Arrow	M4	Cotton Club	M6	Fauvism	M7
Adobe	M6	Bruno	M5	County Line	M6	Field House	M4
Ahoy	M7	Bulk	M5	Crayon	M8	Fields Of	M6
Alessandra	M7	Cabana	M4	Creature Comfort	M6	Fiesta	M7
Alternative	M6	Cadenza	M4	Cretaceous	M7	Fifth Ave	M6
Altitude	M5	Calendar	M5	Curl	M4	Figures	M7
American Tapestry	M7	Calypso	M7	Curtain Call	M7	Finance	M7
Ancients	M8	Cape Cod	M8	Dada	M7	Finial	M4
Aquatint	M7	Cartel	M7	Dateline	M4	Flashy Gordon	M6
Arizona	M7	Casino	M3	Daytona	M3	Forecast	M6
Arrivederci	M7	Century	M5	Dazzle	M5	Foreign Exchange	M8
Art Fair	M7	Chamois	M8	Decade	M5	Forn	M7
Atlas	M4	Cheyenne	M6	Deco	M7	Four Brothers	M7
Atomic	M7	Chicago School	M8	Destination	M6	Four Seasons	M6
Authentec	M6	Chromatic	M8	Detail	M6	Free Fall	M7
Authentec P	M6	Chutes	M8	Development	M7	Free Trade	M8
Avant Garde	M8	Circa 1914	M7	Diary	M4	Fretwork	M4
Avon	M7	Circa 1930	M7	Dimaggio	M8	Frieze	M6
Back Again	M4	Circa 1951	M7	Diva	M7	Front Office	M7
Back Stage	M7	Circuit	M4	Domain	M7	Game Board	M7
Ballroom	M4	Clear Lake	M7	Dot Com	M6	Geology	M5
Bandstand	M7	Clout	M7	Drive In	M7	Geometrie	M7
Bauhaus	M8	Club Velvet	M7	Dungaree	M5	Getty	M7
Beanstalk	M5	Coach	M7	Duomo	M7	Giardino	M7
Bear Foot	M6	Coastal Highway	M6	Early Fall	M6	Ginger Jar	M7
Bench	M4	Cocoa	M7	Engraving	M8	Ginkgo	M5
Beverly Hills	M7	Colonial	M3	Enhance	M5	GINZA	M7
Big Promotion	M7	Color Study	M7	Equator	M5	Giorgio	M6
Bits N Pieces	M6	Comet	M5	Etching	M7	Global Market	M7
Block Print	M8	Comfort	M5	Eternity	M5	Gloria	M4
Bluto	M5	Commodity	M6	Etiquette	M4	Good Vibrations	M5
Bolero	M4	Common Ground	M2	Eton	M7	Grandstand	M4
Boone	M6	Communication	M7	Excalibur	M4	Great Plains	M6
Borrelli	M6	Complimento	M6	Excelsior	M8	Great Wall	M7
Bosco	M8	Confusion	M7	Exchange	M7	Greenhouse	M6
Botany	M4	Construct	M4	Expressionist	M7	Grid	M7

Fabrics listed alphabetically

Hampton	M4	Leadership	M7	Novel	M5	Profile	M6	Shane	M6	Thor	M4
Hemisphere	M5	Leaf Press	M5	Nuwear	M5	Program	M4	Shoreham	M7	Three Coins	M7
Herb Garden	M7	Leonardo	M7	O Henry	M6	Provencal	M7	Showbill	M7	Tide	M7
Hiawatha	M6	Lexington Ave	M8	October	M6	Pucci	M6	Signature	M6	Time Square	M4
High Country	M6	Lifestyle	M6	Odyssey	M7	Punchline	M4	Signpost	M7	Top 40	M5
High Tea	M8	Locker Room	M4	Old Growth	M5	Purchasing	M7	Single File	M5	Toscana	M7
Hob Nob	M8	Love Letter	M4	Old Guard	M6	Puzzle	M7	Skyscraper	M7	Totem	M6
Hollywood N Vine	M6	Luciano	M7	Olivio	M7	Radio City	M7	Slalom	M7	Town N Country	M6
Hot Spot	M6	Machine	M5	On Target	M5	Rain Forest	M5	Smart Cookie	M7	Tracery	M7
Hush	M2	Made To Measure	M5	Op	M7	Rattan	M7	Smartsuede	M4	Trade	M6
Hyde	M7	Magia	M6	Opening Night	M7	Record Hop	M7	Smoke Signals	M6	Transportation	M7
Hyde P	M7	Major	M2	Ornament	M4	Reggae	M7	Socialite	M7	Tryst	M7
I-Ching	M7	Malta	M6	Orphism	M8	Regwick	M6	Sockettome	M5	Turnberry	M4
Incentive	M6	Management	M4	Outer Limits	M5	Remembrance	M5	Solar	M4	U Turn	M4
Indulgence	M8	Mandate	M7	Paglia	M8	Reminiscence	M5	Sophia	M6	Ultima	M8
Indy	M3	Mariana	M7	Palatino	M7	Rendezvous	M6	Sophisticate	M6	Universe	M5
Influence	M7	Matinee	M7	Panache	M6	Renowned	M7	Southern Charm	M6	Vancanza	M7
Inlay	M7	Matteo	M5	Paperworks	M7	Research	M7	Spartacus	M6	Ventura	M7
Innocence	M8	Medallions	M7	Park Ave	M6	Restorative	M5	Spice Box	M7	Veranda	M7
Interlaken	M4	Medley	M5	Party	M6	Rice Sticks	M7	Spinners	M5	Vespa	M6
Internet	M6	Memphis	M7	Passion	M8	Rich N Famous	M7	Spotless	M4	Vesuvio	M5
Investor	M7	Menswear	M6	Password	M6	Right Angles	M8	Stimulate	M5	Victoria	M5
Ipo	M6	Mentor	M6	Pathfinder	M6	Ripcord	M5	Streamline	M5	Victory Lane	M7
Isle	M7	Mesa	M7	Persuede	M4	Rising Sun	M7	Studio	M7	Vineyard	M8
Jackie Oh	M6	Mesh	M4	Philosophy	M7	River Party	M4	Styline	M7	Vision	M4
Joes Diner	M7	Metro	M6	Pinwheel	M4	Roadster	M8	Suburbia	M7	Wagon Train	M6
Jugendstil	M7	Mile Post	M6	Pirouette	M4	Romance	M6	Sumi	M7	Warwick	M7
JukeBox	M5	Milky Way	M5	Planet	M5	Route 66	M7	Summer Loves	M7	Washi	M7
Junction	M6	Millionaire	M7	Pocono	M6	Roxy	M7	Sunshine	M5	Weavers	M7
Kabuki	M7	Mimic	M3	Pomodoro	M8	Royal Flush	M5	Support	M4	Website	M6
Kan	M7	Mobile	M7	Pose	M4	Santa Fe	M6	Sweet Dreams	M7	Westbury	M8
Keystone	M6	Mogul	M7	Powerline	M7	Sawgrass	M5	Swivel	M4	White Glove	M4
Kigi	M7	Monroe	M8	Prado	M7	Scholarship	M6	Tachisme	M7	Wilshire Blvd.	M6
Kimono	M7	Montagna	M8	Prairie	M8	Scrapbook	M6	Tea House	M8	Windows	M7
La Salle	M6	Moon Bay	M4	Preserves	M7	Sea	M5	Tea Room	M7	Wood Art	M8
Lasso	M6	Mountain View	M6	Primitive	M8	Serape	M6	Teardrops	M6	Workshop	M7
Last Dance	M8	Music	M8	Prismatic	M4	Serenity	M6	Tech Support	M7	World Economy	M7
Late Autumn	M6	New Leaf	M4	Private Isle	M8	Serling	M6	Technicolor	M4	Worldly	M6
Laugh In	M5	New School	M5	Privot	M7	Sezession	M7	Teen Idol	M7	Yacht Club	M7
Lavelle	M6	Norwegian Woods	M8	Production	M7	Shakennotstirred	M7	The Quads	M5	Zag	M8
								The Travels In	M8	Zeus	M4



# Designtex Fabric Program



## How to specify

In addition to standard Sitmatic fabrics, Sitmatic offers you a simplified program to use Designtex fabrics. To the right is a list of Designtex fabrics and their corresponding price grades. To see these fabrics, or to order memo samples, please contact Designtex at 1 (800) 221-1540 or visit them at [www.dtex.com](http://www.dtex.com).

When using Designtex fabrics, list the Sitmatic chair model followed by a "/" and then the appropriate fabric grade. In the description please list Designtex, the pattern and then the color. For example:

173 SX+1A / M6

Designtex Abex Amazon

Please do not place a separate order with Designtex for your fabric. This will be done automatically for you.

## Fabrics listed alphabetically

Aberdeen	M8	Boulevard	M7	Double Dutch	M5	Greenbrier	M4
Abex ©	M6	Bow Line	M4	Double Dutch Too	M5	Grillework	M8
Abington ©	M6	Boxcar	M6	Drawing Straws	M4	Hampstead	M7
Ace	M6	Bridge & Tunnel	M6	Dream Weaver	M3	Havana	M4
Agapetos	M4	Bromley©	M6	Ellington ©	M8	Henry	M4
Alba - Arturo Guerrero, ©		Brookfield ©	M6	Esplanade	M7	Hide And Seek	M5
2001	M7	Brushstroke	M6	Etching	M8	Hole In One	M7
Alethos Plus	M6	Caboose Plus	M7	Eureka Too	M3	Honor Plus	M7
Alice	M6	Camden Too©	M6	Excelsior	M3	Hopscotch	M3
Almost Perfect - Susan		Casanova ©	M4	Excelsior Too	M3	Hot Rod	M6
Lyons, © 2000	M5	Catalogna - Kristie Strasen,		Falling Leaves ©	M6	Hyde Park ©	M6
Ana - Arturo Guerrero, ©		© 1998	M7	Fandango Plus	M5	Iliad ©	M6
2001	M7	Celestial	M4	Field Of Dreams ©	M4	Impasto	M7
Andalusia ©	M5	Cha Cha	M6	Fields ©	M8	Incognito	M3
Anni	M8	Chariot	M7	Filmstrip	M5	Incognito Pearl	M3
Aphrodite ©	M8	Cheshire	M4	Firefly©	M5	Indium©	M4
Arbor - William		Chip ©	M4	Flashdance	M2	Infield	M5
McDonough, © 1997	M8	Cold Springs ©	M5	Focus	M6	Insight	M5
Asturias Damask	M8	Concierge ©	M2	Fog Lines - William		Instant Classic - Susan	
Atomic	M4	Coney Island ©	M5	McDonough, © 1995	M8	Lyons, © 2000	M8
Auberge	M3	Connoisseur Too	M6	Four Square	M5	Istanbul	M6
Autumn ©	M8	Contour	M5	Fozzy	M3	Jacks	M3
B Sharp©	M4	Coppice - William		FreezeFrame	M6	Jakarta	M4
Backdrop©	M4	McDonough, © 1997	M7	Frisbee	M5	Jot	M5
Beach Walk	M6	Cord	M4	Fulcrum©	M5	Jumbo Shrimp - Susan	
Bebop ©	M7	Corrugated	M6	Furrows - William		Lyons, © 2000	M7
Bee	M4	Cosmic	M3	McDonough, © 1997	M7	Jump N Jive	M5
Belenos ©	M5	Cyberwhirled ©	M7	Gadget	M6	Jungle Gym	M5
BenchMark	M3	Dakar	M3	Genuine Imitation - Susan		Kalahari	M4
Bennington Too	M5	Definite Maybe	M7	Lyons, © 2000	M4	Kansas Plus ©	M6
Beta	M2	Delphos ©	M7	Gleanings - Carmen &		Kings Road ©	M7
Big Benn ©	M5	Depth Of Field	M6	Igonda, © 2000	M7	Lago Plus - Aldo Rossi/	
Big Daddy	M5	Desi	M8	Go Fish	M4	Studio Di Architecture, ©	
Blanca - Arturo Guerrero,		Divisions - Carmen +		Golden Mean - William		1991	M7
© 2001	M7	Igonda, © 2000	M6	McDonough, © 1995	M8	Lagoon	M4
Blanket Wrap	M6	Dodge Ball	M5	Gotham	M7	LeafLine	M8
Block Party	M3	Dodge Ball Too	M5	Gouache	M7	LegerLeaf©	M5
Bodrum	M4	Domino	M4	Gramercy	M8	Leonor Stripe - Kristie	
Boogie Woogie	M5	Do-Si-Do	M6	Graphic ©	M8	Strasen, © 1998	M7

Fabrics listed alphabetically

Lillian ©	M7	1995	M8	Play Ball ©	M4	Room With A View ©	M3	Staple	M6	Lyons, © 2000	M8
Link	M3	Nightcap ©	M4	Plums - Pratt Institute, ©	M3	Rosalita	M3	Stardust	M5	Under Pressure	M4
Lismore ©	M5	Noho	M4	1997	M8	Rosalita Plus	M4	Stellar	M4	V ©	M4
Lola - Arturo Guerrero, ©	M7	Nolita	M4	Pogo	M5	Rough & Ready ©	M5	Stitch	M6	Vail	M3
2001	M7	Nomad ©	M7	Port	M8	Roulette	M5	Stonehenge ©	M8	Valentino ©	M4
Lorenzo ©	M5	Nomad Chenille		Portico Plus ©	M5	Round About	M4	Stonehenge Too ©	M8	Vibe	M4
Loseta - Kristie Strasen, ©	M6	Herringbone	M8	Prairie	M4	Rumble - Pratt Institute, ©	M8	Strada	M8	Vibe	M4
1998	M6	Northern Lights ©	M4	Prelude II ©	M8	1997	M8	Sweepstakes	M5	Vino	M3
Lp	M6	Nylo Grospoint Too ©	M6	Presto Change-O! - Fred	M8	Sabara Plus ©	M5	Swing Set	M5	Vinyl	M3
Lucy	M3	Odyssey	M8	Schecter, © 1999	M8	Sagamore	M4	Tango	M4	Volute ©	M5
Lush Life	M8	Oklahoma ©	M5	Primavera	M8	Sam ©	M4	Taviano ©	M5	Waffle	M3
M.V.P. ©	M4	Oporto - Kristie Strasen, ©		Quattro - Nancy		Sandbox	M4	TeaTime	M4	Washington Square	M6
Mad Hatter	M3	1998	M8	Giesberger, © 1995	M7	Saranac ©	M4	Tempera	M7	Waste = Food	M7
Mantle	M8	Oz Plus ©	M6	Queen Of Leaves	M2	Satchmo Plus ©	M7	Time Out ©	M4	Watershed	M6
Masquerade	M6	Packard ©	M7	Quixote	M4	Scooter	M5	Timepiece	M3	Wexford	M7
Mayfair	M5	Palette	M5	Raffles	M4	See Saw	M5	Tinos	M5	White Ash - William	
Meander - William		Parallel Universe	M3	Ragtime	M3	Serenity Plus	M5	Tivoli	M4	McDonough, © 1995	M8
McDonough, © 1997	M7	Parlor Stripe ©	M5	Raj	M5	Serious Fun - Susan Lyons, © 2000	M8	Toboggan	M7	Widget	M6
Mena	M7	Patina - Nancy Giesberger, © 1995	M7	Recess	M5	Shimmy ©	M6	Tokens	M5	Wilshire	M4
Metropole	M5	Pavers	M3	Reed Stripe	M4	Shiraz ©	M5	Topography	M7	Wisdom	M6
Minor Miracle - Susan		Pepa - Arturo Guerrero, ©		Repeat ©	M5	Shorthand	M3	Toronto	M5	Wishbone	M3
Lyons, © 2000	M7	2001	M8	Replay ©	M5	Silhouette	M7	Toscana - Nancy	M7	Wobble	M4
Miss Yoo - Pratt Institute, © 1997	M7	Percival ©	M8	Rerun ©	M5	Sintra - Kristie Strasen, © 1998	M7	Trains ©	M7	Wonderland	M5
fitten	M3	Pharos ©	M6	Retreat	M4	1998	M7	Transom	M6	Woodstock ©	M5
Montezuma	M3	Piero ©	M5	Reuse ©	M6	Sketchpad	M6	Travelogue ©	M3	Workhorse	M4
Moonshadow ©	M4	Pigment	M6	Reverb	M6	Skiff	M7	Traverse	M8	World Cup ©	M5
Moss - William		Pigment	M6	Rickshaw	M6	Solar Flare	M7	Treetop	M6	Xanadu	M4
McDonough, © 1997	M7	Pillow Talk ©	M4	Rising Sun	M3	Sonic Plus	M5	Trieste ©	M7	Yarn	M6
Mountains ©	M8	Pinehurst	M4	Rising Sun Plus	M4	Sorella - Nancy Giesberger, © 1995	M7	Tucker ©	M7	Yucatan	M3
Multi Culti ©	M6	Plain Jane	M8	Riverside	M5	© 1995	M7	Turnberry	M3	Zebu	M4
Neutron	M4	Plainclothesman	M7	Rook	M3	Spellbound	M4	Twist & Shout	M3	Zhivago ©	M4
New Grange - Clodagh, ©		Planes ©	M7	Room Service ©	M5	Sprocket	M6	Unbiased Opinion - Susan			

## How to specify

In addition to standard Sitmatic fabrics, Sitmatic offers you a simplified program to use Knoll fabrics. To the right is a list of Knoll fabrics and their corresponding price grades. To see these fabrics, or to order memo samples, please contact Knoll at 1-800-343-5665 or visit them at [www.knolltextiles.com](http://www.knolltextiles.com).

When using Knoll fabrics, list the Sitmatic chair model followed by a "/" and then the appropriate fabric grade. In the description please list Knoll the pattern and then the color. For example:  
173 SX+1A /M4  
Knoll Abacus Marbles

Please do not place a separate order with Knoll for your fabric. This will be done automatically for you.

## Fabrics listed alphabetically

3D	M6	Counterbalance	M6	Hula Hoop	M6	Rib Stitch	M7
Abacus	M4	Crystal Pleat	M6	In The Loop	M8	Ricochet	M4
Aero	M6	Cubes	M6	Isho	M6	Rochelle	M6
Aero Stripe	M6	Cuddle Cloth	M8	Ivy Field	M7	Roots & Rhythms	M8
Alignment	M3	Cuddle Stripe	M8	Jitters	M6	Roxy	M4
Arles	M6	Curves	M5	Kybos	M7	Satellite	M7
Arras	M6	Diamond Plate	M3	Lines	M5	Satin Chisel	M7
Autobahn	M7	Digit	M4	Linkage	M6	Shibai	M7
Balance	M5	Digitcr	M5	Luberon	M8	Slicker	M7
Bank Shot -	M5	Domino	M6	Luminous	M4	Sliding Scale	M4
BasRelief	M8	Double Exposure	M7	Lunar	M6	Spectrum	M6
Beaumont	M7	Dristi	M4	Lyric	M5	Spin	M6
Beveled Square	M3	Eclipse	M8	Mariner	M4	SpinoffNuance	M4
Brava	M5	Esprit	M5	Market Square	M7	Spotlight	M4
Butai	M8	Extreme Velvet	M5	Masquerade	M7	Starry Night	M5
Calais Cotton Velvet	M8	Fair Play	M6	Medley	M5	Stepping Stones	M7
Calligraphy	M5	Field Day	M6	Method	M6	Swirls	M5
Calliope	M6	Flower Toss	M6	Mixed Media	M7	Synthesis	M5
Camo	M7	Format	M2	Mohawk	M6	Technical Stripe	M6
Camo Graffiti	M7	Forza	M4	Morrau	M8	Techno Tweed	M5
Campagna	M5	Fusuma	M7	Mosaic	M8	The Light Dawns	M7
Cavalier	M8	Glo	M3	Night Life	M6	Tides	M8
Chain Reaction	M5	Goliath	M6	Odyssey	M5	Tokay II	M4
Charade	M6	Gordian Knot	M6	Parallax	M6	Transit	M5
Charade Hc	M7	Grate	M6	Parchment Texture	M5	Transition	M7
Checkmate	M7	Grid	M1	Passerelle	M7	Tsunami	M7
Chess	M3	Groove Line	M8	Pella	M6	Tweed Frieze	M8
Chroma	M5	Heatwave	M5	Piazza	M6	Vinyl	M4
Chrysanthemum	M4	Hilbert	M6	Plateau	M8	Watermark	M6
Classic Boucle	M6	Hologram	M7	Protocol	M6	Windfall	M7
Common Ground	M4	Honeycomb	M6	Quadrat	M8	Woven Reeds	M7
Corona	M8	Horizontal	M6	Rattan	M8	Zephyr	M4
						Zoom	M7

# Momentum Fabric Program



## How to specify

In addition to standard Sitmatic fabrics, Sitmatic offers you a simplified program to use Momentum fabrics. To the right is a list of Momentum fabrics and their corresponding price grades. To see these fabrics, or to order memo samples, please contact Momentum at 1 (800) 366-6839 or visit them at [www.memosamples.com](http://www.memosamples.com).

When using Momentum fabrics, list the Sitmatic chair model followed by a “/” and then the appropriate fabric grade. In the description please list Momentum, the pattern and then the color.

For example: 073 SX +1A / M3

Momentum Accolade Apricot

Please do not place a separate order with Momentum for your fabric. This will be done automatically for you.

## Fabrics listed alphabetically

Clayton	M6	Hype	M4	Overlay	M4	Sprocket	M5
Clique	M5	Incognito	M4	Paper Route <sup>2</sup>	M4	Staccato	M3
Cosmo	M4	Independence <sup>3</sup>	M1	Parity	M2	Stardust	M3
Crete <sup>3</sup>	M1	Infusion <sup>1</sup>	M5	Parker	M3	Starry Night	M2
Crypton Twill <sup>2</sup>	M3	Ism	M3	Parthenon <sup>3</sup>	M2	Sublime <sup>3</sup>	M2
Curly Q	M2	Ithaca <sup>3</sup>	M1	Pearce	M4	Supermarket	M5
Curvy <sup>1</sup>	M4	Jammin	M5	Picnic <sup>2</sup>	M4	Swank	M3
Cynic	M4	Jaunty	M3	Poise	M3	Swell <sup>1</sup>	M4
Crypton Fusion <sup>1</sup>	M3	Javelin <sup>3</sup>	M1	Polo <sup>3</sup>	M1	Swish	M2
Dapper	M3	Jay	M4	Potluck <sup>2</sup>	M4	Tease	M2
Dashing	M3	Jellyroll	M7	Primo	M5	Thermo	M5
Dayspring <sup>2</sup>	M4	Jensen	M4	Pucker	M2	Thicket	M3
Dazzle	M3	Jinx	M1	Quad	M6	Tippet	M4
Detour	M4	Juicy	M2	Quadretti	M5	Tranceport	M5
Devotion <sup>2</sup>	M4	Junction <sup>1</sup>	M5	Quest	M3	Transit	M2
Dulcette	M3	Kayak <sup>3</sup>	M1	Rainbow	M2	Tribute <sup>2</sup>	M3
Dwell	M3	Leaflet	M1	Rapids	M4	Tryst <sup>1</sup>	M4
Dynamo	M2	Legacy	M3	Rave	M4	Twilight <sup>3</sup>	M1
Endeavor	M3	Linea	M6	Reaction	M4	Twister	M4
Enigma	M5	Linq	M7	Ready Set Go	M5	Unhinged <sup>1</sup>	M5
Ensemble	M2	Locale <sup>1</sup>	M4	Reality	M4	Unison	M1
Entourage	M2	Logic	M3	Relaxed	M3	Upbeat	M2
Entropy	M2	Luxe	M3	Reminisce <sup>2</sup>	M4	Utopia	M4
Enviro	M3	Mainstreet	M2	Rendezvous	M3	Venus <sup>3</sup>	M1
Envy	M3	Marblestone <sup>3</sup>	M1	Reunion <sup>2</sup>	M4	Vibe	M2
Equinox	M3	Maverick	M5	Rosie	M3	Whirlwind	M5
Expressions <sup>3</sup>	M1	Mavin	M3	Savannah	M2	Whisper <sup>2</sup>	M4
Factor	M2	Media	M4	Schmooze <sup>1</sup>	M4	Winslow	M2
Fancy	M2	Melrose	M1	Segue <sup>1</sup>	M5	Wishes <sup>2</sup>	M4
Fireflies	M2	Memento <sup>2</sup>	M4	Sentiment	M2	Woodland	M4
Flair	M3	Mercury <sup>3</sup>	M1	Sequel	M3	Yoshe	M3
Flaunt	M3	Merriment	M5	Sheen <sup>1</sup>	M4	Zany	M3
Fling	M3	Merry	M2	Shift	M3	Zen	M4
Forum <sup>3</sup>	M2	Mirage	M1	Sidekick	M2		
Frank	M3	Miranda	M4	Simmer	M1		
French Quarter	M3	Morphe	M3	Simpatico	M5		
Frolic <sup>1</sup>	M5	Muse	M5	Siren	M4		
Gabe	M3	Neochrome II <sup>2</sup>	M1	Skeet <sup>3</sup>	M1		
Gabe	M3	Network	M2	Slick	M3		
Gardner <sup>2</sup>	M4	New Melrose	M1	Smart	M3		
Gemini	M2	Nexus	M2	SmartSuede <sup>1</sup>	M3		
Gig	M3	Niche <sup>1</sup>	M4	Snazzy	M2		
Glam <sup>3</sup>	M2	Notion	M3	Social Butterfly <sup>2</sup>	M4		
Global	M4	Novo	M3	Sonic	M5		
Gumption	M2	Odyssey <sup>3</sup>	M1	Spangle	M5		
Homecoming <sup>2</sup>	M4	Olivia	M1	Spellbound	M2		
Honky Tonk	M4	Olympus <sup>3</sup>	M1	Spence	M3		
Hub <sup>1</sup>	M4	Oodle	M2	Spirit II <sup>3</sup>	M1		
Hugs And Kisses <sup>2</sup>	M4	Optics	M2	Splash	M2		

Special fabrics are as noted:

<sup>1</sup> Printed Crypton

<sup>2</sup> Woven Crypton

<sup>3</sup> Vinyl

## How to specify

In addition to standard Sitmatic fabrics, Sitmatic offers you a simplified program to use CF Stinson fabrics. To the right is a list of Stinson fabrics and their corresponding price grades. To see these fabrics, or to order memo samples, please contact CF Stinson at 1 (800) 841.6279 or visit them at [www.cfstinson.com](http://www.cfstinson.com). When using Stinson fabrics, list the Sitmatic chair model followed by a “/” and then the appropriate fabric grade. In the description please list the CF Stinson pattern and color name. For example:  
173 SX+1A / M1  
CF Stinson All American Cinnabar

Please do not place a separate order with CF Stinson for your fabric. This will be done automatically for you.

## Fabrics listed alphabetically

All American <sup>3</sup>	M1	English Pub <sup>1</sup>	M1	Nantucket	M2	Staccato	M4
Allante <sup>3</sup>	M1	Escapade	M2	Napa Valley	M3	Static	M4
Ambassador Select <sup>3</sup>	M1	Esprit	M3	Natalia <sup>1</sup>	M2	Status <sup>2</sup>	M5
Amsterdam	M3	Estate / Estate Too! <sup>2</sup>	M5	Naugaleather <sup>2</sup>	M1	Stratford <sup>1</sup>	M1
Aspen	M3	Expressions <sup>3</sup>	M1	Naugasoft <sup>3</sup>	M1	Stratosphere <sup>3</sup>	M1
Athenaeum <sup>2</sup>	M5	Fanfare <sup>3</sup>	M2	Naugatek <sup>3</sup>	M1	Suede <sup>2</sup>	M3
Atmosphere <sup>3</sup>	M1	Fieldstone <sup>2</sup>	M5	Neochrome IP <sup>2</sup>	M1	Surfside <sup>3</sup>	M1
Aurora	M2	Fiji	M3	New Duration <sup>3</sup>	M1	Sushi	M3
Autumn Dance /		Fleur <sup>3</sup>	M2	New Hempstead	M2	Symphony Classic <sup>3</sup>	M2
Aut. Dan. Too! <sup>2</sup>	M5	Forte <sup>1,2</sup>	M5	Night Sky	M3	Symphony Glaze <sup>3</sup>	M2
Avant <sup>3</sup>	M1	Fun And Games <sup>2</sup>	M5	Nottingham	M1	Taos	M3
Avanyu <sup>2</sup>	M5	Glacier	M1	Oakwood <sup>3</sup>	M1	Terra Lustra <sup>3</sup>	M2
Bamboo	M2	Gladstone <sup>3</sup>	M1	Ovation <sup>3</sup>	M2	Terrazzo <sup>2</sup>	M5
Barbary <sup>2</sup>	M5	Grand Sierra <sup>3</sup>	M1	Overture <sup>2</sup>	M5	Tiles / Tiles Too! <sup>2</sup>	M5
Barcelona	M4	Hampton (Royal) <sup>3</sup>	M2	Oxen <sup>3</sup>	M1	Tivoli	M2
Basketa	M2	Happy Hour	M3	Palisades <sup>2</sup>	M5	Tobago <sup>3</sup>	M2
Bayfield <sup>3</sup>	M2	Harlequin <sup>2</sup>	M5	Palm Springs	M3	Tradition <sup>3</sup>	M2
Bellingham <sup>1</sup>	M2	Harmony <sup>3</sup>	M2	Palmetto <sup>2</sup>	M4	Tranquility	M2
Bentley <sup>2</sup>	M5	Heirloom <sup>2</sup>	M5	Paradise <sup>2</sup>	M5	Trilogy	M4
Bermuda	M3	Highlands <sup>3</sup>	M2	Paris	M3	Tryst <sup>2</sup>	M5
Bourbon Street <sup>3</sup>	M1	Hyacinth	M2	Patriot Plus IP <sup>2</sup>	M1	Tuscany <sup>3</sup>	M2
Boutique <sup>2</sup>	M5	Imagination <sup>2</sup>	M5	Pebble	M3	Tusk <sup>3</sup>	M1
Boxwood <sup>3</sup>	M3	Impact	M1	Perfection <sup>3</sup>	M1	Tuxedo <sup>2</sup>	M6
Breeze <sup>2</sup>	M4	Imperial	M4	Persuasion <sup>2</sup>	M3	Twilight <sup>1</sup>	M1
Burkshire <sup>3</sup>	M1	Innuendo <sup>2</sup>	M5	Phoenix <sup>3</sup>	M2	Ultra-Softouch <sup>3</sup>	M2
Camel	M3	Integral	M2	Pinnacle	M5	Valencia <sup>3</sup>	M1
Chamea <sup>3</sup>	M1	Intrigue	M2	Pinwheel	M3	Vegas <sup>3</sup>	M2
Charleston <sup>2</sup>	M5	Isabeau / Isabeau Too! <sup>2</sup>	M5	Prelude <sup>3</sup>	M1	Vision	M2
Chauncey	M2	Islander <sup>3</sup>	M1	Prestige <sup>2</sup>	M5	Vogue <sup>3</sup>	M2
Checkers <sup>2</sup>	M5	Ivy League <sup>2</sup>	M5	Quasar	M2	Whisper <sup>3</sup>	M1
Checkmate <sup>3</sup>	M1	Jardin	M3	Quest	M2	Wyndgate <sup>2</sup>	M5
Chelsea <sup>3</sup>	M2	Jetson	M2	Renaissance <sup>3</sup>	M2	Wyndham	M2
City Lights <sup>3</sup>	M1	Juilliard <sup>2</sup>	M5	Renouveau	M3	Zenith	M3
Cityscape	M2	Kiawah <sup>2</sup>	M5	Rogue IP <sup>3</sup>	M1	Zimbot	M3
Classic Twill <sup>3</sup>	M2	Kilkenny Tweed <sup>3</sup>	M2	Romance <sup>2</sup>	M5	Zodiac <sup>3</sup>	M2
Clubhouse <sup>2</sup>	M5	Lexicon	M3	Rotation <sup>2</sup>	M5		
Cobblestone <sup>3</sup>	M2	Lindley Park	M1	Savoy <sup>3</sup>	M1		
Colorguard 2000 <sup>3</sup>	M1	London	M4	Scottie <sup>2</sup>	M5		
Confetti	M1	Marblestone <sup>3</sup>	M1	Shadow	M2		
Connoisseur <sup>2</sup>	M5	Mardi Gras <sup>2</sup>	M6	Shantung <sup>3</sup>	M1		
Crypton Metro <sup>2</sup>	M3	Maui	M3	Shimmer <sup>2</sup>	M4		
Cumulus <sup>3</sup>	M2	Mayfair <sup>3</sup>	M3	Silhouette	M2		
Curves Ahead <sup>2</sup>	M6	Meadowbrook <sup>2</sup>	M5	Simon	M1		
Deco <sup>2</sup>	M5	Medallion <sup>3</sup>	M2	Simply Square <sup>3</sup>	M1		
Dolphin <sup>3</sup>	M1	Metro <sup>2</sup>	M2	Skyline <sup>3</sup>	M2		
Dupree	M3	Midtown <sup>2</sup>	M5	Sonoma	M2	Special fabrics are as noted:	
Duration <sup>3</sup>	M1	Milano	M3	Southampton <sup>3</sup>	M2	<sup>1</sup> Printed Crypton	
Enduro	M1	Mirage <sup>3</sup>	M2	Spirit Millennium <sup>3</sup>	M1	<sup>2</sup> Woven Crypton	
Enduro II	M1	Mosaic <sup>2</sup>	M5	Splendor <sup>2</sup>	M5	<sup>3</sup> Vinyl	

## How to specify

In addition to standard Sitmatic fabrics, Sitmatic offers you a simplified program to use UltraLeather Brisa. We at Sitmatic have found this to be the ultimate ergonomic fabric, soft and yielding yet breathable, similar to Florentine glove leather. To the right are the most popular twelve colors of Brisa's forty colorways. Note that Black Onyx is grade M5 and the colors are grade M6. Printing techniques to reproduce the actual colors are so horribly inaccurate, we strongly recommend you look at an actual fabric sample, or if you'd like to see the other colorways, please call Ultrafabrics at 888-361-9216 or visit them at [ultrafabricsllc.com](http://ultrafabricsllc.com)

When using UltraLeather Brisa, list the Sitmatic chair model followed by a "/" and then the appropriate fabric grade. In the description please list the UltraLeather number, pattern and color.


For example:

173 SX +1A / M5 303-5749


Brisa Black Onyx

Please do not place a separate order with Ultrafabrics for your fabric. This will be done automatically for you.


## Most Popular Colorways




M5 303-5749 Brisa Black Onyx




M6 303-9738 Brisa Abyss



M6 303-3914 Brisa Bark



M6 303-9400 Brisa Cabernet




M6 303-1373 Brisa Salsa




M6 303-3913 Brisa Truffle




M6 303-2694 Brisa Night Navy




M6 303-2645 Brisa Cambridge Blue




M6 303-5802 Brisa Ash




M6 303-4488 Brisa Olive




M6 303-4487 Brisa Sage



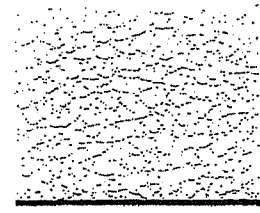
M6 303-4503 Brisa Mint Julep



M6 303-3946 Brisa New Sand




M6 303-3822 Brisa Bone



M6 303-3866 Brisa French Vanilla

**Control Description**

Standard on @Ease desk chairs. Price included on following pricing pages.



**SY Synchro Control**


The entire chair, both seat and backrest, rocks in a synchronized free-float mode. Backrest reclines 20° (90° to 110°) while the seat reclines 12° (0° to -12°). The tension is adjustable and the motion can be locked in five different positions. An "anti-slap" function prevents the backrest from inadvertently releasing unless the chair is occupied. The backrest height adjusts four inches into twenty-one different positions using a ratchet mechanism; simply lift and click into place. Seat height adjusts pneumatically.

**Custom Fit Options**

Choose as many as desired. Add option code(s) after model number. Add cost of option to chair price shown on following pricing pages.




**CF \$100**  
CA Fire;  
TB 133



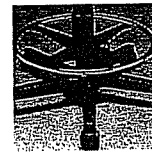
**MU \$100**  
Mesh  
Upholstered  
Backrest



**EC \$25**  
Extremely Low  
Cylinder; seat  
height range of  
15¼" - 19¼"




**NC \$35**  
Nano Cylinder;  
seat height  
range 13¼"-16"



**FR \$80**  
Footring;  
20" diameter,  
adjusts in height




**NU deduct \$30**  
Unupholstered  
Backrest;  
textured plastic  
in lieu of cushion  
and fabric



**GS \$195**  
Technogel® Seat;  
for improved  
circulation.  
(shown  
unupholstered)




**SS \$105**  
Sliding Seat;  
2" range in six  
positions.  
Lever on right,  
spring return.



**HR \$225**  
Head Rest;  
adjusts 3" in  
height into six  
positions.  
13" w x 12½" h  
(if using COM  
fabric, ½ yard)



**SV \$80**  
Silver shell;  
metallic color  
shell and base




**XC \$70**  
Extended Seat  
Height; range of  
15¼" - 23¼".  
For individuals  
with long lower  
legs.

## @Ease Options


# SITMATIC®

### Caster Options


Add option code after model number. Add cost to chair price. Carpet casters are standard.




**BC \$10**  
Braking Safety Casters; locks when unoccupied




**PC \$25**  
Parquet Floor Casters; soft tread for wood or vinyl floor




**BP \$30**  
Braking Parquet Safety Casters



**GL n/c**  
Glides




**6C \$15**  
60mm Casters; for enhanced mobility




**ZC \$75**  
Zinc Casters; 400+ lbs. users or rough floors

### Armrest Options

Choose one if desired. Add armrest code as final code to model number. Add cost to chair price.





**+4A \$125**  
Four-way adjustable armrest. Adjusts 3¾" in height, 2¾" in width, 2" in depth and 60° in angle. Easy ratchet height adjustment requires no buttons to push; simply lift to the desired height. Field installable. Distance between uprights: 19¼" to 22" Distance over seat pan: 8" to 11¾" Distance between pad centers: 21¼" to 24"



**+7 \$80**  
"C" shaped armrests Distance between uprights: 19½" Distance over seat pan: 8" Distance between centers: 21¼"



	Purpose	Function	Configuration	Model
	Desk Chair	Mid Back	Synchro Control	031 SY
	Team Chair	Mid Back	Four Leg Frame	032 FL

**Dimensions**

Model	Overall					
	Height	Depth	Width Armless	Width +4A Arms	Width +7 Arms	Base
031 SY	37½"-42¾"	21"	18¾"	24¼"-27"	24"	25" diameter
031 SY MU	39½"-44¾"	21"	18¾"	24¼"-27"	24"	25" diameter
032 FL	34¾"	26"	18¾"	n/a	24"	22"wx22¼"d
032 FLMU	36¾"	26"	18¾"	n/a	24"	22"wx22¼"d

# @Ease Pricing



## Standard Sitmatic Fabrics


Cat2	Cat 3 COM	Cat4	Cat 5	Cat 6 Leather	Cat 8 Antistatic	Mill Fabrics							
						M1	M2	M3	M4	M5	M6	M7	M8
\$650.	\$690.	\$710.	\$840.	\$1025.	\$800.	\$690.	\$720.	\$765.	\$810.	\$860.	\$905.	\$990.	\$1100.

570.	610.	630.	760.	945.	720.	610.	640.	685.	730.	780.	825.	910.	1020.
------	------	------	------	------	------	------	------	------	------	------	------	------	-------


Backrest		Seat				COM	COL
Upholstered Height	Upholstered Width	Height from floor	Upholstered Width	Upholstered Depth	HFES-100 Depth	Yards of 54" goods	Ft <sup>2</sup>
21 <sup>3</sup> / <sub>4</sub> "	18 <sup>3</sup> / <sub>4</sub> "	16"-21 <sup>1</sup> / <sub>4</sub> "	18 <sup>1</sup> / <sub>2</sub> "	17 <sup>1</sup> / <sub>2</sub> "	16"	1 <sup>1</sup> / <sub>2</sub>	23
23 <sup>3</sup> / <sub>4</sub> "	18 <sup>3</sup> / <sub>4</sub> "	16"-21 <sup>1</sup> / <sub>4</sub> "	18 <sup>1</sup> / <sub>2</sub> "	17 <sup>1</sup> / <sub>2</sub> "	16"	1 <sup>1</sup> / <sub>2</sub>	13
21 <sup>3</sup> / <sub>4</sub> "	18 <sup>3</sup> / <sub>4</sub> "	18"	18 <sup>1</sup> / <sub>2</sub> "	17 <sup>1</sup> / <sub>2</sub> "	17 <sup>1</sup> / <sub>2</sub> "	1 <sup>1</sup> / <sub>2</sub>	13
23 <sup>3</sup> / <sub>4</sub> "	18 <sup>3</sup> / <sub>4</sub> "	18"	18 <sup>1</sup> / <sub>2</sub> "	17 <sup>1</sup> / <sub>2</sub> "	17 <sup>1</sup> / <sub>2</sub> "	1 <sup>1</sup> / <sub>2</sub>	23

**Control Description**


Choose one for every chair other than guest chair. Price included on following pricing pages.



**PB PostureBack™**  
**Rocking backrest with fixed seat.** An economical choice for multi-task work (computer, phone etc.). The PostureBack control features a free floating, tension adjustable rocking backrest that can be locked into eight different positions. Seat is fixed at -8° and backrest moves through 23° (89° to 112°). An "anti-slap" function prevents the backrest from inadvertently releasing unless the chair is occupied. Seat height adjusts pneumatically. Backrest height adjusts four inches into eleven different positions using a ratchet; simply lift and click into place.




**ST SingleTouch™**  
**Independently adjustable seat and backrest that locks after adjusting.** The best choice for dedicated task work. The SingleTouch provides independent adjustment of seat and backrest angles in one convenient lever. Simply lift, get comfortable, and release. Seat adjusts 12° (0° to -12°) and backrest adjusts 27° (89° to 116°). Seat height adjusts pneumatically. Backrest height adjusts four inches into eleven different positions using a ratchet; simply lift and click into place.




**SX SynchroExec™**  
**Rocking seat and backrest plus independently adjustable angle between seat and backrest.** The best choice for multi-task work (computer, phone etc.). The entire chair rocks in a synchronized free-float mode. Adjustable tension and lockable in eight different positions. Backrest reclines 31° (89° to 120°) while the seat reclines 10° (0° to -10°). Rocking is "knee-tilt" keeping the user's feet on the floor. Also, the seat to backrest angle is independently adjustable 16° for fine tuning upright posture. "Anti-slap" prevents the backrest from inadvertently releasing unless the chair is occupied. Pneumatic seat height adjustment. Backrest height adjusts four inches into eleven positions using a ratchet; simply lift and click into place.

**Custom Fit Options**

Choose as many as desired. Add option code(s) after model number. Add cost of option to chair price shown on following pricing pages.




**AB \$45**  
 Polished Aluminum Base  
**CB \$150**  
 Chromed Aluminum Base




**HB \$30**  
 Heavily Contoured Back; (Foam from Alpha Series)




**AL \$125**  
 Air Lumbar; inflatable lumbar bolster (not available with XL option)



**HR \$250**  
 Head Rest; adjusts 2" in height and rotates 5" in depth.




**AN Cat 8**  
 Antistatic; Use Category 8 Fabric or Vinyl




**LB \$30**  
 Lowering Blocks; reduces armrest height by 2 1/4"




**CF \$100**  
 CA Fire; TB 133




**LS \$50**  
 Longer Seat; 18 1/2" w x 21" d; not available with MS option




**CR \$100**  
 Cleanroom Class 10; must use Cat 3, 5 or 8 vinyl, no fabric.



**MS \$50**  
 Molded Seat Foam; (Foam from Alpha series).



**EC \$25**  
 Extremely Low Cylinder; seat height range of 15 1/4" - 19 1/4"



**MC \$40**  
 Medium Seat Height; 19-26 1/4" (Std on 065)  
**NC \$30**  
 Nano 13 1/4"-16"



**ES \$35**  
 Extended Width Seat; 20" w x 18 1/2" d. Standard on Model 073.




**NB -\$30**  
 Nylon Base; replaces base with metal structure



**FR \$80**  
 Footring; 060, 061, 063, 073  
**FR \$10**  
 replaces footbar on model 066



**PS \$45**  
 Petite Seat; 16" w x 16" d for small users. Not available with MS option.



**FT\_ \$10**  
 Forward Initial Tilt  
 FT 08 (+2.3°)  
 FT 12 (+3.4°)  
 FT 16 (+4.6°)  
 FT 20 (+5.7°)



**PU \$45**  
 Polyurethane/Steel Base; mar-proof, resilient (Base from Alpha series).

## Beta Options

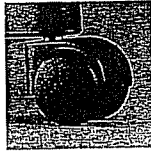
# SITMATIC®

### Caster Options

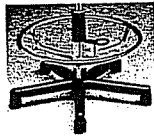
Add option code after model number. Add cost to chair price. Carpet casters are standard.




**QB \$20**  
QuickBack;  
adds visible back  
height lever.  
(Lever from  
Alpha series).




**BC \$10**  
Braking Safety  
Casters; locks  
when unoccu-  
pied




**SR \$160**  
Standing, 21"  
for continual  
ingress and egress  
**SR \$100**  
for 064 and 065




**PC \$25**  
Parquet Floor  
Casters; soft  
tread for wood  
or vinyl floor



**SS \$70**  
Sliding Seat;  
2½" in six  
positions. Lever  
on left side.  
Spring return.




**BP \$30**  
Braking Parquet  
Safety Casters




**UA \$60**  
Upholstered  
Armrest Cap;  
for "T" style  
armrests



**GL n/c**  
Glides




**UB \$70**  
Upholstered  
Backrest Shell;  
not available in  
vinyl or leather  
(COM add 1 yrd)




**6C \$15**  
60mm Casters;  
for enhanced  
mobility




**VS \$45**  
ViscoElastic Seat  
Foam; for  
enhanced leg  
circulation.



**ZC \$75**  
Zinc Casters;  
400+ lbs. users  
or rough floors



**XC \$70**  
Extended Seat  
Height; range of  
15¼" - 23¼".  
For mods. 060,  
061, 063 & 073




**XL \$10**  
Extended Lumbar  
Support; Adds 1"  
to depth and  
height of lumbar.  
Standard on 073.




**Others**  
Options also available:  
HS, TC, SR, UC, FS  
RT. See Alpha Series.  
For unpublished  
options, please call.

### Armrest Options


Choose one if desired. Add armrest code as final code to model number. Add cost to chair price.




**+1T \$100**  
**Adjustable Width.**  
Width adjusts 3¼" by simply pulling  
upright in or out; no handwheels. Armrest  
pads are sculpted urethane, resilient yet  
mar-proof; 10" long x 4" wide. For  
durability, steel substructure spans width of  
chair. Field installable.




**+1A \$145**  
**Adjustable Height and Width.**  
Sitmatic's most popular. Height adjusts by  
fingertip button: 7 position, 3" range.  
Width adjusts by simply pulling upright in  
or out; no handwheels. Armrest pads are  
sculpted urethane, resilient yet mar-proof;  
10" long x 4" wide. Steel substructure  
spans width of chair. Field installable.



**+1D \$210**  
**Adjustable Height and Width with  
Wide Data Caps.**  
Same features as the +1A, but with wide,  
extra soft caps. Armrest pads; 10½" long  
x 5½" wide. Useful for narrow elbow to  
elbow distances or pressure sensitive  
forearms. Field installable.








**+2A \$185**  
**Adjustable Height, Width and Angle.**  
Same features as the +1A, but with 48°  
angle adjustable armrest cap. Clicks into  
seven different positions by simply  
rotating cap; three positions inward, one  
center position and three outward  
positions. Field installable.



**+2D \$250**  
**Adjustable Height, Width and Angle  
with Wide Data Caps.**  
Same features as the +2A, but with wide,  
extra soft caps. Armrest pads; 10½" long  
x 5½" wide. Useful for narrow elbow to  
elbow distances or pressure sensitive  
forearms. Field installable.

## Beta Desk Chairs Series 06 & 07

	Purpose	Configuration	Function	Model
	Desk Chair	Low Back	PostureBack Control	<b>060 PB</b>
			SingleTouch Control	<b>060 ST</b>
			SynchroExec Control	<b>060 SX</b>
	Desk Chair	Mid Back	PostureBack Control	<b>061 PB</b>
			SingleTouch Control	<b>061 ST</b>
			SynchroExec Control	<b>061 SX</b>
	Desk Chair	Medium High Back	PostureBack Control	<b>063 PB</b>
			SingleTouch Control	<b>063 ST</b>
			SynchroExec Control	<b>063 SX</b>
	Desk Chair	Super Beta	PostureBack Control	<b>073 PB</b>
			SingleTouch Control	<b>073 ST</b>
			SynchroExec Control	<b>073 SX</b>
	Guest Chair	Mid Back	Breuer (Cantilever)	<b>062 BB</b>

### Dimensions

Model	Overall							Base Diameter
	Height	Depth	Width Armless	Width +1 Arms	Width +5 Arms	Width +1A, +2A Arms	Width +2D Arms	
060	33" - 38 1/4"	20 1/2"	18 1/2"	22 3/4"	22"	23 1/2" - 27 1/2"	22" - 26"	25"
061	36 1/4" - 41 1/2"	20 1/2"	18 1/2"	22 3/4"	22"	23 1/2" - 27 1/2"	22" - 26"	25"
063	41" - 46 1/4"	20 1/2"	18 1/2"	22 3/4"	22"	23 1/2" - 27 1/2"	22" - 26"	25"
073	45 1/4" - 50 1/2"	21"	20"	25"	24 1/4"	25" - 29"	23 1/2" - 27 1/2"	28"
062	31 1/4"	20 1/2"	18 1/2"	22 3/4"	22"	23 1/2" - 27 1/2"	22" - 26"	23 1/4" w x 23" d




# Beta Desk Chair Pricing



## Standard Sitmatic Fabrics

Standard Sitmatic Fabrics						Mill Fabrics							
Cat2	Cat 3 COM	Cat4	Cat 5	Cat 6 Leather	Cat 8 Antistatic	M1	M2	M3	M4	M5	M6	M7	M8
\$480.	\$505.	\$520.	\$605.	\$730.	\$580.	\$505.	\$525.	\$555.	\$585.	\$620.	\$650.	\$705.	\$780.
560.	585.	600.	685.	810.	660.	585.	605.	635.	665.	700.	730.	785.	860.
640.	665.	680.	765.	890.	740.	665.	685.	715.	745.	780.	810.	865.	940.
490.	515.	530.	615.	740.	590.	515.	535.	565.	595.	630.	660.	715.	790.
570.	595.	610.	695.	820.	670.	595.	615.	645.	675.	710.	740.	795.	870.
650.	675.	690.	775.	900.	750.	675.	695.	725.	755.	790.	820.	875.	950.
505.	530.	545.	630.	755.	605.	530.	550.	580.	610.	645.	675.	730.	805.
585.	610.	625.	710.	835.	685.	610.	630.	660.	690.	725.	755.	810.	885.
665.	690.	705.	790.	915.	765.	690.	710.	740.	770.	805.	835.	890.	965.
590.	635.	660.	810.	1030.	765.	635.	670.	725.	775.	835.	890.	985.	1115.
670.	715.	740.	890.	1110.	845.	715.	750.	805.	855.	915.	970.	1065.	1195.
750.	795.	820.	970.	1190.	925.	795.	830.	885.	935.	995.	1050.	1145.	1275.
385.	410.	425.	510.	635.	485.	410.	430.	460.	490.	525.	555.	610.	685.

Backrest		Seat				COM	COL
Upholstered Height	Upholstered Width	Height from floor	Upholstered Width	Upholstered Depth	HFES-100 Depth	Yards of 54" goods	Ft <sup>2</sup>
10½"	15¾"	16"-21¼"	18½"	17½"	16"	1	15
13¾"	15¾"	16"-21¼"	18½"	17½"	16"	1	15
18½"	16"	16"-21¼"	18½"	17½"	16"	1	15
22¾"	18"	16"-21¼"	20"	18½"	16"	1¾	26
13¾"	15¾"	18¼"	18½"	17½"	17"	1	15

	Purpose	Configuration	Function	Model
	Tall Stool	Mid Back, Footring	PostureBack Control	<b>064 PB</b>
			SingleTouch Control	<b>064 ST</b>
			SynchroExec Control	<b>064 SX</b>
	Medium Stool	Mid Back, Footring	PostureBack Control	<b>065 PB</b>
			SingleTouch Control	<b>065 ST</b>
			SynchroExec Control	<b>065 SX</b>
	Art Stool	Low Back, Footbar	PostureBack Control	<b>066 PB</b>
			SingleTouch Control	<b>066 ST</b>
			SynchroExec Control	<b>066 SX</b>

**Dimensions**

Model	Overall							
	Height	Depth	Width Armless	Width +1 Arms	Width +5 Arms	Width +1A, +2A Arms	Width +2D Arms	Base Diameter
064	44" - 54¼"	20½"	18½"	22¾"	22"	23½" - 27½"	22" - 26"	25"
065	39¼" - 47"	20½"	18½"	22¾"	22"	23½" - 27½"	22" - 26"	25"
066	40¾" - 51"	20½"	18½"	22¾"	22"	23½" - 27½"	22" - 26"	25"

# Beta Stool Pricing



## Standard Sitmatic Fabrics

Cat2	Cat 3 COM	Cat4	Cat 5	Cat 6 Leather	Cat 8 Antistatic	Mill Fabrics							
						M1	M2	M3	M4	M5	M6	M7	M8
\$590.	\$615.	\$630.	\$715.	\$840.	\$690.	\$615.	\$635.	\$665.	\$695.	\$730.	\$760.	\$815.	\$890.
670.	695.	710.	795.	920.	770.	695.	715.	745.	775.	810.	840.	895.	970.
750.	775.	790.	875.	1000.	850.	775.	795.	825.	855.	890.	920.	975.	1050.

585.	610.	625.	710.	835.	685.	610.	630.	660.	690.	725.	755.	810.	885.
665.	690.	705.	790.	915.	765.	690.	710.	740.	770.	805.	835.	890.	965.
745.	770.	785.	870.	995.	845.	770.	790.	820.	850.	885.	915.	970.	1045.


560.	585.	600.	685.	810.	660.	585.	605.	635.	665.	700.	730.	785.	860.
640.	665.	680.	765.	890.	740.	665.	685.	715.	745.	780.	810.	865.	940.
720.	745.	760.	845.	970.	820.	745.	765.	795.	825.	860.	890.	945.	1020.

Backrest		Seat				COM	COL
Upholstered Height	Upholstered Width	Height from floor	Upholstered Width	Upholstered Depth	HFES-100 Depth	Yards of 54" goods	Ft <sup>2</sup>
13½"	15¾"	23¾" - 34"	18½"	17½"	16"	1	15
13½"	15¾"	19" - 26¾"	18½"	17½"	16"	1	15
10½"	15¾"	23¾" - 34"	18½"	17½"	16"	1	15




### Control Description


Choose one for every chair other than guest chair. Price included on following pricing pages.



**PB PostureBack™**  
**Rocking backrest with fixed seat.** An economical choice for multi-task work (computer, phone etc.). The PostureBack control features a free floating, tension adjustable rocking backrest that can be locked into eight different positions. Seat is fixed at -8° and backrest moves through 23° (89° to 112°). An "anti-slap" function prevents the backrest from inadvertently releasing unless the chair is occupied. Seat height adjusts pneumatically. Backrest height adjusts four inches into eleven different positions using an intuitive, visible lever.



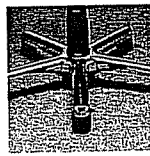
**ST SingleTouch™**  
**Independently adjustable seat and backrest that locks after adjusting.** The best choice for dedicated task work. The SingleTouch provides independent adjustment of seat and backrest angles in one convenient lever. Simply lift, get comfortable and release. Seat adjusts 12° (0° to -12°) and backrest adjusts 27° (89° to 116°). Seat height adjusts pneumatically. Backrest height adjusts four inches into eleven different positions using an intuitive, visible lever.



**SX SynchroExec™**  
**Rocking seat and backrest plus independently adjustable angle between seat and backrest.** The best choice for multi-task work (computer, phone etc.). The entire chair rocks in a synchronized free-float mode. Adjustable tension and lockable in eight different positions. Backrest reclines 31° (89° to 120°) while the seat reclines 10° (0° to -10°). Rocking is "knee-tilt" keeping the user's feet on the floor. Also, the seat to backrest angle is independently adjustable 16° for fine tuning upright posture. "Anti-slap" prevents the backrest from inadvertently releasing unless the chair is occupied. Pneumatic seat height adjustment. Backrest height adjusts four inches into eleven different positions using an intuitive, visible lever.

### Custom Fit Options

Choose as many as desired. Add option code(s) after model number. Add cost of option to chair price shown on following pricing pages.



**AB \$25**  
 Polished Aluminum Base  
**CB \$130**  
 Chromed Aluminum Base




**AL \$125**  
 Air Lumbar; inflatable lumbar bolster



**AN Cat 8**  
 Antistatic; Use Category 8 Fabric or Vinyl




**CF \$100**  
 CA Fire; TB 133



**CR \$120**  
 Cleanroom Class 1; must use Cat 3, 5 or 8 vinyl, no fabric.




**EC \$25**  
 Extremely Low Cylinder; seat height range of 14½" - 18½"



**ES \$40**  
 Extended Width Seat; 20" w x 18½" d; Standard on Model 173



**FR \$80**  
 Footring; for 160, 161, 163, 173. 20" dia.  
**FR \$10**  
 for model 166



**FS \$35**  
 Flat Seat; 18½" w x 18" d, slab foam



**FT\_\_ \$10**  
 Forward Initial Tilt  
 FT 08 (+2.3°)  
 FT 12 (+3.4°)  
 FT 16 (+4.6°)  
 FT 20 (+5.7°)



**HR \$250**  
 Head Rest; adjusts 2" in height and rotates 5" in depth.




**HS \$30**  
 Heavily Contoured Seat; 18½" w x 17½" d, slab foam




**LB \$30**  
 Lowering Blocks; reduces armrest height by 2½"




**LS \$50**  
 Longer Seat; 18½" w x 21" d, slab foam




**MC \$40**  
 Medium Seat Height; 19"-26¼" (Std on 165,167SW)  
**NC \$30**  
 Nano 13¼"-16"



**NB -\$50**  
 Nylon Base; replaces base with metal structure



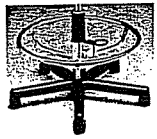
**PS \$45**  
 Petite Seat; 16" w x 16" d for small users; slab foam




**RT\_\_ \$10**  
 Rear Initial Tilt  
 RT 08 (-2.3°)  
 RT 12 (-3.4°)  
 RT 16 (-4.6°)  
 RT 20 (-5.7°)

### Caster Options


Add option code after model number. Add cost to chair price. Carpet casters standard.




**SR \$160**  
Standingring, 21"  
for continual  
ingress and egress  
**SR \$100**  
for 164 and 165




**SS \$70**  
Sliding Seat;  
2½" in six  
positions. Lever  
on left side.  
Spring return



**TC \$40**  
Tall Cylinder;  
range of  
23¾" - 34"  
(Standard on  
164 and 166)



**UA \$60**  
Upholstered  
Armrest Cap



**UB \$70**  
Upholstered  
Backrest Shell;  
not available in  
vinyl or leather  
(COM add 1 yrd)



**UC \$100**  
Upholstered  
Comma "T"  
Style Armrest  
Caps; for wrist  
support



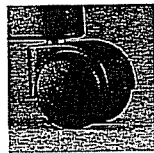
**VS \$45**  
ViscoElastic Seat  
Foam;  
enhanced leg  
circulation




**WS \$40**  
Work Seat;  
18½" w x 14½" d  
w/ 15° forward  
tilt. Sit/stand/lean.  
Slab foam.



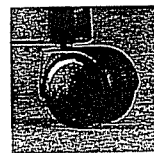
**XC \$70**  
Extended Seat  
Height; range of  
15¾" - 23¾"  
for models 160,  
161, 163 & 173



**BC \$10**  
Braking Safety  
Casters; locks  
when unoccu-  
pied




**PC \$25**  
Parquet Floor  
Casters; soft  
tread for wood  
or vinyl floor




**BP \$30**  
Braking Parquet  
Safety Casters



**GL n/c**  
Glides




**6C \$15**  
60mm Casters;  
for enhanced  
mobility




**ZC \$75**  
Zinc Casters;  
400+ lbs. users  
or rough floors

### Armrest Options

Choose one if desired. Add armrest code as final code to model number. Add cost to chair price.




**+1T \$100**  
**Adjustable Width.**  
Width adjusts ¾" by simply pulling upright in or out; no handwheels. Armrest pads are sculpted urethane, resilient yet mar-proof; 10" long x 4" wide. For durability, steel substructure spans width of chair. Field installable.



**+1A \$145**  
**Adjustable Height and Width.**  
Sitmatic's most popular. Height adjusts by fingertip button: 7 position, 3" range. Width adjusts by simply pulling upright in or out; no handwheels. Armrest pads are sculpted urethane, resilient yet mar-proof; 10" long x 4" wide. Steel substructure spans width of chair. Field installable.








**+1D \$210**  
**Adjustable Height and Width with Wide Data Caps.**  
Same features as the +1A, but with wide, extra soft caps. Armrest pads; 10½" long x 5½" wide. Useful for narrow elbow to elbow distances or pressure sensitive forearms. Field installable.



**+2A \$185**  
**Adjustable Height, Width and Angle.**  
Same features as the +1A, but with 48° angle adjustable armrest cap. Clicks into seven different positions by simply rotating cap; three positions inward, one center position and three outward positions. Field installable.



**+2D \$250**  
**Adjustable Height, Width and Angle with Wide Data Caps.**  
Same features as the +2A, but with wide, extra soft caps. Armrest pads; 10½" long x 5½" wide. Useful for narrow elbow to elbow distances or pressure sensitive forearms. Field installable.

	Purpose	Configuration	Function	Model
	Desk Chair	Low Back	PostureBack Control	160 PB
			SingleTouch Control	160 ST
			SynchroExec Control	160 SX
	Desk Chair	Mid Back	PostureBack Control	161 PB
			SingleTouch Control	161 ST
			SynchroExec Control	161 SX
	Desk Chair	Medium High Back	PostureBack Control	163 PB
			SingleTouch Control	163 ST
			SynchroExec Control	163 SX
	Desk Chair	Super Alpha	PostureBack Control	173 PB
			SingleTouch Control	173 ST
			SynchroExec Control	173 SX
	Guest Chair	Mid Back	Breuer (Cantilever)	162 BB

**Dimensions**





Model	Overall							Base Diameter
	Height	Depth	Width Armless	Width +1 Arms	Width +5 Arms	Width +1A, +2A Arms	Width +2D Arms	
160	33" - 38¼"	20½"	18½"	22¾"	22"	23½" - 27½"	22" - 26"	25"
161	36¼" - 41½"	20½"	18½"	22¾"	22"	23½" - 27½"	22" - 26"	25"
163	41" - 46¼"	20½"	18½"	22¾"	22"	23½" - 27½"	22" - 26"	25"
173	45¼" - 50½"	21"	20"	25"	24¼"	25" - 29"	23½" - 27½"	27"
162	31¼"	20½"	18½"	22¾"	22"	23½" - 27½"	22" - 26"	23¼" w x 23" d

# Alpha "Desk" Chair Pricing



Standard Sitmatic Fabrics						Mill Fabrics							
Cat2	Cat 3 COM	Cat4	Cat 5	Cat 6 Leather	Cat 8 Antistatic	M1	M2	M3	M4	M5	M6	M7	M8
\$580.	\$605.	\$620.	\$705.	\$830.	\$680.	\$605.	\$625.	\$655.	\$685.	\$720.	\$750.	\$805.	\$880.
660.	685.	700.	785.	910.	760.	685.	705.	735.	765.	800.	830.	885.	960.
740.	765.	780.	865.	990.	840.	765.	785.	815.	845.	880.	910.	965.	1040.
595.	620.	635.	720.	845.	695.	620.	640.	670.	700.	735.	765.	820.	895.
675.	700.	715.	800.	925.	775.	700.	720.	750.	780.	815.	845.	900.	975.
755.	780.	795.	880.	1005.	855.	780.	800.	830.	860.	895.	925.	980.	1055.
610.	635.	650.	735.	860.	710.	635.	655.	685.	715.	750.	780.	835.	910.
690.	715.	730.	815.	940.	790.	715.	735.	765.	795.	830.	860.	915.	990.
770.	795.	810.	895.	1020.	870.	795.	815.	845.	875.	910.	940.	995.	1070.
700.	745.	770.	920.	1140.	875.	745.	780.	835.	885.	945.	1000.	1095.	1225.
780.	825.	850.	1000.	1220.	955.	825.	860.	915.	965.	1025.	1080.	1175.	1305.
860.	905.	930.	1080.	1300.	1035.	905.	940.	995.	1045.	1105.	1160.	1255.	1385.
410.	435.	450.	535.	660.	510.	435.	455.	485.	515.	550.	580.	635.	710.

Backrest		Seat				COM		COL
Upholstered Height	Upholstered Width	Height from floor	Upholstered Width	Upholstered Depth	HFES-100 Depth	Yards of 54" goods	Ft <sup>2</sup>	
10½"	15¾"	16" - 21¼"	18½"	17½"	16"	1	15	
13¾"	15¾"	16" - 21¼"	18½"	17½"	16"	1	15	
18½"	16"	16" - 21¼"	18½"	17½"	16"	1	15	
22¾"	18"	16" - 21¼"	20"	18½"	16"	1¼	26	
13¾"	15¾"	18¼"	18½"	17½"	17"	1	15	

	Purpose	Configuration	Function	Model
	Tall Stool	Mid Back, Footring	PostureBack Control	164 PB
			SingleTouch Control	164 ST
			SynchroExec Control	164 SX
	Medium Stool	Mid Back, Footring	PostureBack Control	165 PB
			SingleTouch Control	165 ST
			SynchroExec Control	165 SX
	Art Stool	Low Back, Footbar	PostureBack Control	166 PB
			SingleTouch Control	166 ST
			SynchroExec Control	166 SX
	Piano Stool	Med Stool, Footring	Swivel	167 SW
		Desk Height, No Footring	Swivel	167 DC
		Medium Stool, No Footring	Swivel, Foot Actuated	167 FA
		Tall Stool, Footring	Swivel	167 TC

**Dimensions**

Model	Overall							Base Diameter
	Height	Depth	Width Armless	Width +1 Arms	Width +5 Arms	Width +1A,+2A Arms	Width +2D Arms	
164	44"-54¼"	20½"	18½"	22¾"	22"	23½"-27½"	22"-26"	25"
165	39¼"-47"	20½"	18½"	22¾"	22"	23½"-27½"	22"-26"	25"
166	40¾"-51"	20½"	18½"	22¾"	22"	23½"-27½"	22"-26"	25"
167SW	19¼"-27"	17¼"	17¼"	n/a	n/a	n/a	n/a	25"
167DC	16¼"-21½"	17¼"	17¼"	n/a	n/a	n/a	n/a	25"
167FA	22"-29¼"	17¼"	17¼"	n/a	n/a	n/a	n/a	25"
167TC	24"-34¼"	17¼"	17¼"	n/a	n/a	n/a	n/a	25"

## Alpha Stool Pricing

Standard Sitmatic Fabrics						Mill Fabrics							
Cat2	Cat 3 COM	Cat4	Cat 5	Cat 6 Leather	Cat 8 Antistatic	M1	M2	M3	M4	M5	M6	M7	M8
\$675.	\$700.	\$715.	\$800.	\$925.	\$775.	\$700.	\$720.	\$750.	\$780.	\$815.	\$845.	\$900.	\$975.
755.	780.	795.	880.	1005.	855.	780.	800.	830.	860.	895.	925.	980.	1055.
835.	860.	875.	960.	1085.	935.	860.	880.	910.	940.	975.	1005.	1060.	1135.

670.	695.	710.	795.	920.	770.	695.	715.	745.	775.	810.	840.	895.	970.
750.	775.	790.	875.	1000.	850.	775.	795.	825.	855.	890.	920.	975.	1050.
830.	855.	870.	955.	1080.	930.	855.	875.	905.	935.	970.	1000.	1055.	1130.

640.	665.	680.	765.	890.	740.	665.	685.	715.	745.	780.	810.	865.	940.
720.	745.	760.	845.	970.	820.	745.	765.	795.	825.	860.	890.	945.	1020.
800.	825.	840.	925.	1050.	900.	825.	845.	875.	905.	940.	970.	1025.	1100.

380.	400.	410.	475.	570.	455.	400.	415.	440.	460.	485.	510.	550.	605.
290.	310.	320.	385.	480.	365.	310.	325.	350.	370.	395.	420.	460.	515.
555.	575.	585.	650.	745.	630.	575.	590.	615.	635.	660.	685.	725.	780.
405.	425.	435.	500.	595.	480.	425.	440.	465.	485.	510.	535.	575.	630.

Backrest		Seat				HFES-100 Depth	COM	COL
Upholstered Height	Upholstered Width	Height from floor	Upholstered Width	Upholstered Depth		Yards of 54" goods	Ft²	
13¾"	15¾"	23¾"-34"	18½"	17½"	16"	1	15	
13¾"	15¾"	19"-26¾"	18½"	17½"	16"	1	15	
10½"	15¾"	23¾"-34"	18½"	17½"	16"	1	15	
n/a	n/a	19¼"-27"	17¼"	17¼"	n/a	¾	4	
n/a	n/a	16¼"-21½"	17¼"	17¼"	n/a	¾	4	
n/a	n/a	22"-29¼"	17¼"	17¼"	n/a	¾	4	
n/a	n/a	24"-34¾"	17¼"	17¼"	n/a	¾	4	

Purpose	Configuration	Function	Model
Executive/Conference	Mid Back	XtremeDuty Control	348 XD



Executive	High Back	XtremeDuty Control	349 XD
-----------	-----------	--------------------	--------




**Dimensions**

Model	Overall			
	Height	Depth	Width	Base Diameter
348	37¼" - 41¾"	25¼"	24¼"	26"
349	43½" - 48"	25¼"	24¼"	26"

**Control Description**

XtremeDuty control is standard on the Allegra.




**XD XtremeDuty™**

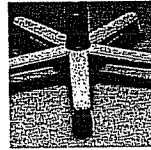
Sitmatic's best executive control. Seat and back rock together. Tension adjustable, knee-tilt pivot, with upright tilt-lock. Tension is provided by a special alloy torsion bar, similar to an automotive suspension. Leaf spring backrest. Seat height adjusts pneumatically 4½".

**Custom Fit Options**


Choose as many as desired. Add option code(s) after model number. Add cost of option to chair price shown on following pricing pages.



**CC \$165**  
Chrome Capped Base




**WC \$150**  
Wood Capped Base; choose from finishes shown below.




**110**  
Red Oak



**CF \$275**  
CA Fire; TB 133



**108**  
Natural Cherry



**111**  
Walnut



**NC \$30**  
Nano Cylinder; lower seat height of 16" - 18¾"



**109**  
Maple

## Allegra Pricing


Standard Sitmatic Fabrics						Mill Fabrics							
Cat2	Cat 3 COM	Cat4	Cat 5	Cat 6 Leather	Cat 8 Antistatic	M1	M2	M3	M4	M5	M6	M7	M8
\$1450.	\$1525.	\$1570.	\$1825.	\$2200.	\$1750.	\$1525.	\$1585.	\$1675.	\$1765.	\$1870.	\$1960.	\$2125.	\$2350.

1550.	1645.	1700.	2020.	2490.	1925.	1645.	1720.	1835.	1945.	2075.	2190.	2395.	2675.
-------	-------	-------	-------	-------	-------	-------	-------	-------	-------	-------	-------	-------	-------

Backrest		Seat				HFES-100	COM	COL
Upholstered Height	Upholstered Width	Height from floor	Upholstered Width	Upholstered Depth		Yards of 54" goods	Ft²	
18½"	20"	18"-22½"	21"	18½"	17¼"	3	45	
24¾"	20"	18"-22½"	21"	18½"	17¼"	3¾	58	

### Caster Options


Add option code after model number. Add cost to chair price. Carpet casters standard.




**BC** \$10  
Braking Safety Casters; locks when unoccupied




**GL** n/c  
Glides




**PC** \$25  
Parquet Floor Casters; soft tread for wood or vinyl floor



**6C** \$15  
60mm Casters; for enhanced mobility




**BP** \$30  
Braking Parquet Safety Casters



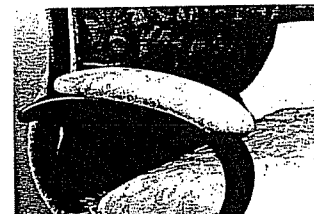
**ZC** \$75  
Zinc Casters; 400+ lbs. users or rough floors

### Armrest Options

Black finished armrests standard. Choose optional armrest style if desired. Add code as final code to model number. Add cost to chair price.



**+AA** \$50  
Polished Aluminum Armrest; Inset of mar-proof, resilient urethane



**+US** \$50  
Upholstered Inset Strip

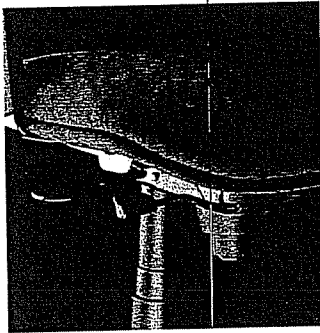


# Boss Task & BigBoss Task Models 381 & 391

# SITMATIC®


## Control Description

SynchroLock™ control is standard on all Boss Task chairs.



### SL SynchroLock™

The entire chair rocks in a synchronized free-float mode. In full range motion, the backrest reclines 21° (90° to 111°) while the seat reclines 11° (0° to -11°). The front lever allows you to choose two other rocking ranges, limiting the forward travel by 2½° and 5°. This is useful for larger people and people who prefer a more reclined posture when up at their desks. The tension is adjustable to an individual's size. Rocking is "knee-tilt" keeping the user's feet on the floor. The control can be locked into six different positions. An "anti-slap" function prevents the backrest from inadvertently releasing unless the chair is occupied. Seat height adjusts pneumatically 4½". Backrest height adjusts four inches into nine different positions using a ratchet; simply lift and click into place.



### XD XtremeDuty™


The best choice for heavy duty applications and users over 250 lbs. The features are the same as the EZ-Tilt control, but with heavier tension for larger individuals. The entire chair rocks in a synchronized free-float mode, the backrest reclines 16° (90° to 106°) while the seat reclines 8° (0° to -8°). Rocking is "knee-tilt" keeping the user's feet on the floor. Tension adjustment with upright tilt lock. The tension is provided by a special alloy torsion bar, similar to an automotive suspension. Seat height adjusts pneumatically 4½". The XD mechanism is not available with the sliding seat (SS) option.

## Custom Fit Options


Choose as many as desired. Add option code(s) after model number. Add cost of option to chair price shown on following pricing pages.




**AL \$135**  
Air Lumbar; inflatable lumbar bolster



**UA \$60**  
Upholstered "T" Style Armrest Cap



**CC \$165**  
Chrome Capped Base



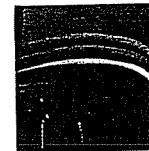
**VS \$85**  
ViscoElastic Seat Foam; (memory foam) for enhanced leg circulation



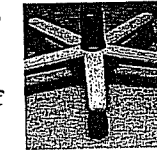
**CF \$125**  
CA Fire; TB 133




**XC \$70**  
Extended Seat Height; seat height range of 16¼" - 24¼"



**DC \$30**  
Special Desk Cylinder; seat height range of 17" - 22¼"




**WC \$150**  
Wood Capped Base; choose finish from those listed below



**HR \$250**  
Head Rest; adjusts 2" in height and rotates 5" in depth.




**108**  
Natural Cherry




**LB \$30**  
Lowering Blocks; reduces armrest height by 2¼"




**109**  
Maple




**NC \$30**  
Nano Cylinder; seat height range of 14¼" - 17"



**110**  
Red Oak



**SS \$50**  
Sliding Seat; 2" in 5 positions. Lever on left side. Spring return. Not available with XD option.




**111**  
Walnut


# Boss Task Options

## Caster Options


Add option code after model number. Add cost to chair price. Carpet casters standard.



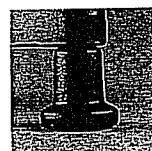
**BC \$10**  
Braking Safety Casters; locks when unoccupied




**PC \$25**  
Parquet Floor Casters; soft tread for wood or vinyl floor




**BP \$30**  
Braking Parquet Safety Casters



**GL n/c**  
Glides




**6C \$15**  
60mm Casters; for enhanced mobility




**ZC \$75**  
Zinc Casters; 400+ lbs. users or rough floors

## Armrest Options


Choose one if desired. Add armrest code as final code to model number. Add cost to chair price.




**+1T \$100**  
**Adjustable Width.**  
Width adjusts 3/4" by simply pulling upright in or out; no handwheels. Armrest pads are scupled urethane, resilient yet mar-proof; 10" long x 4" wide. Steel substructure spans width of chair. Field installable.




**+1A \$145**  
**Adjustable Height and Width.**  
Sitmatic's most popular. Height adjusts by fingertip button: 7 position, 3" range. Width adjusts by simply pulling upright in or out; no handwheels. Armrest pads are scupled urethane, resilient yet mar-proof; 10" long x 4" wide. Steel substructure spans width of chair. Field installable.





**+1D \$210**  
**Adjustable Height and Width with Wide Data Caps.**  
Same features as the +1A, but with wide, extra soft caps. Armrest pads; 10 1/2" long x 5 1/2" wide. Useful for narrow elbow to elbow distances or pressure sensitive forearms. Field installable.



**+2A \$185**  
**Adjustable Height, Width and Angle.**  
Same features as the +1A, but with 48° angle adjustable armrest cap. Clicks into seven different positions by simply rotating cap; three positions inward, one center position and three outward positions. Field installable.



**+2D \$250**  
**Adjustable Height, Width and Angle with Wide Data Caps.**  
Same features as the +2A, but with wide, extra soft caps. Armrest pads; 10 1/2" long x 5 1/2" wide. Useful for narrow elbow to elbow distances or pressure sensitive forearms. Field installable.

	Purpose	Configuration	Function	Model
	Desk Chair	High Back, 20" Wide Seat	SynchroLock Control	<b>381 SL</b>
			Xtreme Duty Control	<b>381 XD</b>
	Desk Chair	High Back, 23" Wide Seat	SynchroLock Control	<b>391 SL</b>
			Xtreme Duty Control	<b>391 XD</b>

**Dimensions**

Model	Overall						Base Diameter
	Height	Depth	Width Armless	Width +1 Arms	Width +1A, +2A Arms	Width +2D Arms	
381	43" - 47½"	24½"	20"	25"	25" - 29"	23½" - 27½"	26"
391	43" - 47½"	25¾"	23"	28"	28" - 32"	26½" - 30½"	26"

# Boss Task & BigBoss Task Pricing



## Standard Sitmatic Fabrics

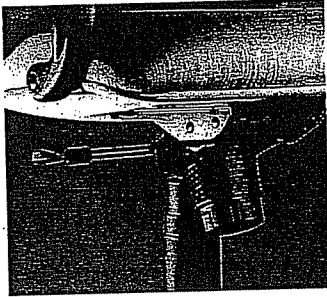
Cat2	Cat 3 COM	Cat4	Cat 5	Cat 6 Leather	Cat 8 Antistatic	Mill Fabrics							
						M1	M2	M3	M4	M5	M6	M7	M8
\$950.	\$1015.	\$1050.	\$1265.	\$1575.	\$1200.	\$1015.	\$1065.	\$1140.	\$1215.	\$1300.	\$1375.	\$1515.	\$1700.
1025.	1090.	1125.	1340.	1650.	1275.	1090.	1140.	1215.	1290.	1375.	1450.	1590.	1775.

1000.	1070.	1110.	1345.	1690.	1275.	1070.	1125.	1210.	1290.	1385.	1470.	1620.	1825.
1075.	1145.	1185.	1420.	1765.	1350.	1145.	1200.	1285.	1365.	1460.	1545.	1695.	1900.

Backrest		Seat				COM	COL
Upholstered Height	Upholstered Width	Height from floor	Upholstered Width	Upholstered Depth	HFES-100 Depth	Yards of 54" goods	Ft <sup>2</sup>
22¾"	19½"	16" - 20½"	20"	21"	17¼"	3	38
22¾"	22½"	16" - 20½"	23"	23¾"	18½"	4	42


**Control Description**

Choose one for every chair other than guest chair. Price included on following pricing pages.



**EZ EZ-Tilt™**

The best choice for general purpose desk and conference chairs. The seat and back recline together in a smooth rocking motion. The knee-tilt pivot minimizes feet lifting off the floor as the chair reclines. Dual-coil springs provide a wide range of tension, which can be adjusted to an individual's size. Chair can be locked into a firm upright position. Seat height adjusts pneumatically 4½".



**XD XtremeDuty™**

The best choice for heavy duty applications and users over 250 lbs. The features are the same as the EZ-Tilt control, but with heavier tension for larger individuals. Seat and back recline together. Tension adjustment, knee-tilt pivot, with upright tilt lock. The tension is provided by a special alloy torsion bar, similar to an automotive suspension. Seat height adjusts pneumatically 4½".

**Custom Fit Options**


Choose as many as desired. Add option code(s) after model number. Add cost of option to chair price shown on following pricing pages.




**CC \$165**  
Chrome Capped Base



**CF \$175**  
CA Fire;  
TB 133



**WC \$150**  
Wood Capped Base; choose from finishes shown below.




**108**  
Natural Cherry



**109**  
Maple



**110**  
Red Oak




**111**  
Walnut

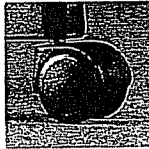
# Boss & BigBoss Options

## Caster Options


Add option code after model number. Add cost to chair price. Carpet casters standard.




**BC \$10**  
Braking Safety Casters; locks when unoccupied




**PC \$25**  
Parquet Floor Casters; soft tread for wood or vinyl floor




**BP \$30**  
Braking Parquet Safety Casters



**GL n/c**  
Glides




**6C \$15**  
60mm Casters; for enhanced mobility




**ZC \$75**  
Zinc Casters; 400+ lbs. users or rough floors

## Armrest Options

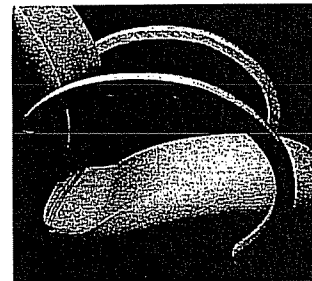
Choose one if desired. Add armrest code as final code to model number. Add cost to chair price.




**+4 \$90**  
Swoop Armrest. Mar-proof, resilient urethane over steel. Attached to shell with through-bolted steel brackets. Only for models 382, 383, 392 & 393. All other models, 388, 398, 389 and 399 have swoop armrests as standard and cannot be specified armless because of the size of the shell.







**+US \$50**  
Upholstered Strip. 12" x 1½" fabric detail on +4 Swoop armrests or +WA Wood armrests.




**+WA \$290**  
Wood Armrest. Models 382, 383, 392, 393  
**+WA \$200**  
Wood Armrest. Models 388, 389, 398, 399  
Specify a finish from those shown on preceding page.



**+CA \$385**  
Closed Armrests. Models 382, 383, 392, 393 Fully Upholstered  
**+CA \$295**  
Closed Armrest. Models 388, 389, 398, 399 Fully Upholstered

Purpose	Configuration	Function	Model
 Conference	Low Back, 20" Wide	EZ-Tilt Control	<b>383 EZ</b>
		XtremeDuty Control	<b>383 XD</b>
 Desk Chair	Mid Back, 20" Wide	EZ-Tilt Control	<b>388 EZ</b>
		XtremeDuty Control	<b>388 XD</b>
 Desk Chair	High Back, 20" Wide	EZ-Tilt Control	<b>389 EZ</b>
		XtremeDuty Control	<b>389 XD</b>
 Guest	Low Back, 20" Wide	Breuer (Cantilever)	<b>382 BB</b>



When ordering Boss or BigBoss chairs in leather, vinyl, COM or Mill fabrics with limited stretch, the chair may be upholstered with a small pillow located between the seat and backrest. Contact Customer Service for specifics.

**Dimensions**

Model	Overall				
	Height	Depth	Width Armless	Width Arms	Base Diameter
383	34 <sup>3</sup> / <sub>4</sub> " - 39 <sup>1</sup> / <sub>4</sub> "	24 <sup>3</sup> / <sub>4</sub> "	20"	24"	26"
388	37 <sup>3</sup> / <sub>4</sub> " - 42 <sup>1</sup> / <sub>4</sub> "	24 <sup>3</sup> / <sub>4</sub> "	n/a	24"	26"
389	43 <sup>3</sup> / <sub>4</sub> " - 48 <sup>1</sup> / <sub>4</sub> "	24 <sup>3</sup> / <sub>4</sub> "	n/a	24"	26"
382	35 <sup>1</sup> / <sub>4</sub> "	25"	20"	24"	23 <sup>1</sup> / <sub>4</sub> "wx23"d

# Boss Pricing



Standard Sitmatic Fabrics						Mill Fabrics							
Cat2	Cat 3 COM	Cat4	Cat 5	Cat 6 Leather	Cat 8 Antistatic	M1	M2	M3	M4	M5	M6	M7	M8
\$720.	\$770.	\$800.	\$970.	\$1220.	\$920.	\$770.	\$810.	\$870.	\$930.	\$1000.	\$1060.	\$1170.	\$1320.
805.	855.	885.	1055.	1305.	1005.	855.	895.	955.	1015.	1085.	1145.	1255.	1405.

810.	870.	900.	1095.	1375.	1035.	870.	915.	980.	1050.	1125.	1195.	1320.	1485.
895.	955.	985.	1180.	1460.	1120.	955.	1000.	1065.	1135.	1210.	1280.	1405.	1570.





850.	925.	970.	1225.	1600.	1150.	925.	985.	1075.	1165.	1270.	1360.	1525.	1750.
935.	1010.	1055.	1310.	1685.	1235.	1010.	1070.	1160.	1250.	1355.	1445.	1610.	1835.


490.	540.	570.	740.	990.	690.	540.	580.	640.	700.	770.	830.	940.	1090.
------	------	------	------	------	------	------	------	------	------	------	------	------	-------

Backrest		Seat			COM	COL	
Upholstered Height	Upholstered Width	Height from floor	Upholstered Width	Upholstered Depth	HFES-100 Depth	Yards of 54" goods	Ft <sup>2</sup>
18¾"	20"	17½" - 22"	20"	18¼"	17¼"	2	30
21¼"	20"	17½" - 22"	20"	18¼"	17¼"	2¼	34
27¼"	20"	17½" - 22"	20"	18¼"	17¼"	2¾	42
18¾"	20"	18½"	20"	18¼"	17¼"	2	30

1(800) 288-1492



	Purpose	Configuration	Function	Model
	Conference	Low Back, 23" Wide	EZ-Tilt Control	393 EZ
			XtremeDuty Control	393 XD
	Desk Chair	Mid Back, 23" Wide	EZ-Tilt Control	398 EZ
			XtremeDuty Control	398 XD
	Desk Chair	High Back, 23" Wide	EZ-Tilt Control	399 EZ
			XtremeDuty Control	399 XD
	Guest	Low Back, 23" Wide	Breuer (Cantilever)	392 BB



When ordering Boss or BigBoss chairs in leather, vinyl, COM or Mill fabrics with limited stretch, the chair may be upholstered with a small pillow located between the seat and backrest. Contact Customer Service for specifics.

**Dimensions**

Model	Overall				
	Height	Depth	Width Armless	Width Arms	Base Diameter
393	34¾" - 39¼"	26"	23"	27"	26"
398	37¾" - 42¼"	26"	n/a	27"	26"
399	43¾" - 48¼"	26"	n/a	27"	26"
392	35¼"	26¼"	23"	27"	23¼" wx 23"d

## BigBoss Pricing

Standard Sitmatic Fabrics						Mill Fabrics							
Cat2	Cat 3 COM	Cat4	Cat 5	Cat 6 Leather	Cat 8 Antistatic	M1	M2	M3	M4	M5	M6	M7	M8
760.	825.	860.	1075.	1385.	1010.	825.	875.	950.	1025.	1110.	1185.	1325.	1510.
845.	910.	945.	1160.	1470.	1095.	910.	960.	1035.	1110.	1195.	1270.	1410.	1595.

850.	935.	980.	1260.	1665.	1175.	935.	1000.	1095.	1195.	1305.	1405.	1585.	1825.
935.	1020.	1065.	1345.	1750.	1260.	1020.	1085.	1180.	1280.	1390.	1490.	1670.	1910.


890.	985.	1040.	1360.	1830.	1265.	985.	1060.	1175.	1285.	1415.	1530.	1735.	2015.
975.	1070.	1125.	1445.	1915.	1350.	1070.	1145.	1260.	1370.	1500.	1615.	1820.	2100.

610.	675.	710.	925.	1235.	860.	675.	725.	800.	875.	960.	1035.	1175.	1360.
------	------	------	------	-------	------	------	------	------	------	------	-------	-------	-------

Backrest		Seat				COM	COL
Upholstered Height	Upholstered Width	Height from floor	Upholstered Width	Upholstered Depth	HFES-100 Depth	Yards of 54" goods	Ft <sup>2</sup>
18¾"	23"	17½" - 22"	23"	19½"	18½"	¾	49
21¼"	23"	17½" - 22"	23"	19½"	18½"	¾	52
27¼"	23"	17½" - 22"	23"	19½"	18½"	¾	56
18¾"	23"	18½"	23"	19½"	18½"	¾	49


**Control Description**

Choose one for every chair. Price included on following pricing pages.



**CT Tilt Swivel Conference**

The most economical choice for conference chairs. The seat and back recline together in a rocking motion. The tension control can be adjusted to an individual's size. Chair can be locked into a firm upright position. Seat height adjusts pneumatically 4½".

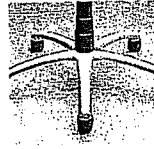


**EZ EZ-Tilt™**

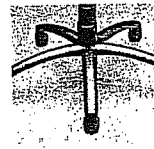
The best choice for general purpose desk and conference chairs. The seat and back recline together in a smooth rocking motion. The knee-tilt pivot minimizes feet lifting off the floor as the chair reclines. Dual-coil springs provide a wide range of tension, which can be adjusted to an individual's size. Chair can be locked into a firm upright position. Seat height adjusts pneumatically 4½".

**Options**


Choose as many as desired. Add option code(s) after model number. Add cost of option to chair price shown on following pricing pages.



**AB \$55**  
Brushed  
Aluminum Base  
High Arched



**AP \$45**  
Epoxy Powder  
Coated  
Aluminum Base  
High Arched



**JH \$85**  
Coat Hanger




**CF \$275**  
CA Fire;  
TB 133


## Posh Options

### Caster Options


Add option code after model number. Add cost to chair price. Carpet casters standard.



**BC \$10**  
Braking Safety Casters; locks when unoccupied




**PC \$25**  
Parquet Floor Casters; soft tread for wood or vinyl floor




**BP \$30**  
Braking Parquet Safety Casters



**GL n/c**  
Glides




**6C \$15**  
60mm Casters; for enhanced mobility




**ZC \$75**  
Zinc Casters; 400+ lbs. users or rough floors

### Armrest Finish Options


Black finished armrest with resilient urethane inset is standard. Choose optional armrest style if desired. Add code as final code to model number. Add cost to chair price.



**AA \$50**  
Brushed Aluminum Armrest



**US \$50**  
Upholstered Inset Strip.

	<b>Purpose</b>	<b>Configuration</b>	<b>Function</b>	<b>Model</b>
	Conference	Mid Back	Tilt Swivel Conference Control	<b>428 CT</b>
			EZ-Tilt Control	<b>428 EZ</b>

**Dimensions**

<b>Model</b>	<b>Overall</b>			
	<b>Height</b>	<b>Depth</b>	<b>Width Arms</b>	<b>Base Diameter</b>
428	39" - 43½"	23"	24¾"	26"

# Posh Pricing

# SITMATIC®

## Standard Sitmatic Fabrics


Standard Sitmatic Fabrics						Mill Fabrics							
Cat2	Cat 3 COM	Cat4	Cat 5	Cat 6 Leather	Cat 8 Antistatic	M1	M2	M3	M4	M5	M6	M7	M8
\$660.	\$730.	\$770.	\$1005.	\$1350.	\$935.	\$730.	\$785.	\$870.	\$950.	\$1045.	\$1130.	\$1280.	\$1485.
770.	840.	880.	1115.	1460.	1045.	840.	895.	980.	1060.	1155.	1240.	1390.	1595.

Backrest		Seat				COM	COL
Upholstered Height	Upholstered Width	Height from floor	Upholstered Width	Upholstered Depth	HFES-100 Depth	Yards of 54" goods	Ft <sup>2</sup>
22"	19"	20"-24½"	19"	19"	17½"	3¼	49


1(800) 288-1492

**Control Description**

Choose one for every chair. Price included on pricing page.



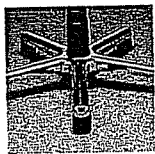
**EZ EZ-Tilt™**  
The best choice for general purpose use. The seat and back recline together in a smooth rocking motion through a 20° range. The knee-tilt pivot minimizes feet lifting off the floor as the chair reclines. Dual-coil springs provide a wide range of tension, which can be adjusted to an individual's size. Chair can be locked into a firm upright position. Seat height adjusts pneumatically.




**VL Variable Lock™**  
The best choice when using the Omnific for technical applications. The seat and backrest rock back together through a 26° range. A forward seat tilt lever allows the chair to come forward another 6° for close work. The chair can be locked anywhere throughout its range. The tension is adjustable to an individual's size. Pneumatic seat height adjustment.

**Custom Fit Options**

Choose as many as desired. Add option code(s) after model number. Add cost of option to chair price shown on following pricing pages.




**AB \$25**  
Polished Aluminum Base




**CR \$20**  
Cleanroom Class 1 (color swirls occur in PU)




**AN \$145**  
Antistatic; electro-static dissapative



**FR \$80**  
Footring for models 771 or 791



**CB \$130**  
Chromed Aluminum Base




**SR \$160**  
Standing, 21" (for heavy use)  
**SR \$100**  
Upgrade to 774, 775, 794 & 795




**XC \$70**  
Extended Seat Height; range of 15½"-23" for models 771 & 791

**Caster Options**


Add option code after model number. Add cost to chair price. Carpet casters standard.




**BC \$10**  
Braking Safety Casters; locks when unoccupied




**GL n/c**  
Glides




**PC \$25**  
Parquet Floor Casters; soft tread for wood or vinyl floor




**LC \$80**  
Locking Casters; lock when loaded so occupied chair will not roll



**BP \$30**  
Braking Parquet Safety Casters









**6C \$15**  
60mm Casters; for enhanced mobility





**ZC \$75**  
Zinc Casters; 400+ lbs. users or rough floors

**Dimensions**

Model	Overall			Backrest		Seat		
	Height	Width	Depth	Height	Width	Height From floor	Depth	Width
771	34¼" - 39½"	21½"	20"	13¼"	17"	15¾" - 21"	18½"	17"
774	42" - 52¼"	21½"	20"	13¼"	17"	23½" - 33¾"	18½"	17"
775	37¼" - 45"	21½"	20"	13¼"	17"	18¾" - 26½"	18½"	17"
791	34¼" - 39½"	23½"	20"	13¼"	19"	15¾" - 21"	18½"	19"
794	42" - 52¼"	23½"	20"	13¼"	19"	23½" - 33¾"	18½"	19"
795	37¼" - 45"	23½"	20"	13¼"	19"	18¾" - 26½"	18½"	19"


Purpose	Configuration	Function	Model	Price
	17" Wide	EZ-Tilt Control	771 EZ	\$700.
		VariableLock	771 VL	710.
	Footring, 17" Wide	EZ-Tilt Control	774 EZ	810.
		VariableLock	774 VL	820.
	Footring, 17" Wide	EZ-Tilt Control	775 EZ	805.
		VariableLock	775 VL	815.
	19" Wide	EZ-Tilt Control	791 EZ	735.
		VariableLock	791 VL	745.
	Footring, 19" Wide	EZ-Tilt Control	794 EZ	845.
		VariableLock	794 VL	855.
	Footring, 19" Wide	EZ-Tilt Control	795 EZ	840.
		VariableLock	795 VL	850.



	<b>Purpose</b>	<b>Function</b>	<b>Configuration</b>	<b>Model</b>
	Multi-purpose	Flex Back, Stackable	Four Leg Frame	902
	Cart	Holds 8 Chairs		909

**Custom Options**


Choose as many as desired. Add option code(s) after model number. Add cost of option to chair price shown on following pricing pages.



**BR \$50**  
Bookrack



**CF \$125**  
CA Fire;  
TB 133



**GC \$17**  
Ganging Clips;  
priced per pair



**TL \$200**  
Tablet arm, left

**TR \$200**  
Tablet arm, right

## Aria Pricing

Standard Sitmatic Finishes and Fabrics							Mill Fabrics							
Wood	Cat 2	Cat 3 COM	Cat 4	Cat 5	Cat 6 Leather	Cat 8 Antistatic	M1	M2	M3	M4	M5	M6	M7	M8
\$455.	\$455.	\$490.	\$505.	\$615.	\$770.	\$580.	\$490.	\$515.	\$550.	\$590.	\$630.	\$670.	\$740.	\$830.



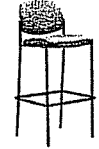



Note: For Aria in beechwood, please use model number 902/107 and use pricing in the "Wood" category .

\$200. (Black epoxy finish)

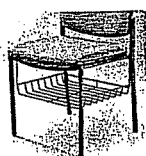
### Dimensions

Model	Overall			Backrest		Seat			COM	COL
	Height	Width	Depth	Height	Width	Height From floor	Depth	Width	Yards of 54" goods	Ft²
902	31¾"	23¾"	23¾"	14¾"	18½"	17½"	18½"	19"	1¼	19
909	18¾"	21"	31"							

	Purpose	Function	Configuration	Model
	Multipurpose	Stackable	Four Leg Frame	912 FL
	Multipurpose	Stackable, armless	Sled Base	912 SD
	Multipurpose	Stool	Four Leg Frame	914 FL
	Cart	Holds 10 chairs		919

**Custom Options**

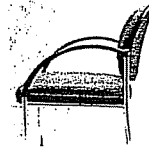
Choose as many as desired. Add option code(s) after model number. Add cost of option to chair price shown on following pricing pages.




**BR \$40**  
Bookrack



**CF \$75**  
CA Fire;  
TB 133



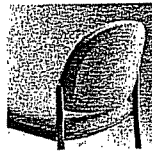
**CH \$20**  
Chrome Frame



**GC \$17**  
Ganging Clips;  
priced per pair



**RJ \$65**  
Rolling Jack



**UB \$40**  
Upholstered  
Backrest Shell  
(add 1/4 yrd for  
COM)



**SM \$35**  
Stain to match  
(back and seat  
priced separately,  
\$70 total for /107)



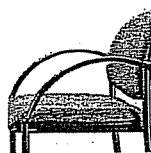
**WB \$30**  
Wood Back




**WU \$65**  
Fully Upholsterd  
Wood Back  
(add 1/4 yrd for  
COM)

**Armrest Options**


Choose one if desired. Add armrest code as final code to model number. Add cost to chair price.



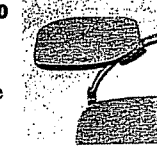
**DA \$35**  
Dedicated  
Armrests (pair)



**SA \$20**  
Single Armrest



**TL \$60**  
Left Tablet Arm;  
two movement,  
folds up and to the  
side. Order with at  
least SA option.



**TR \$60**  
Right Tablet Arm;  
two movement,  
folds up and to the  
side. Order with at  
least SA option.

# Jack Pricing <sup>®</sup>

# SITMATIC<sup>®</sup>

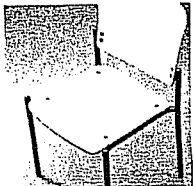
### Standard Sitmatic Finishes and Fabrics

Wood	Cat 2	Cat 3 COM	Cat 4	Cat 5	Cat 6 Leather	Cat 8 Antistatic	Mill Fabrics							
							M1	M2	M3	M4	M5	M6	M7	M8
\$290.	\$230.	\$255.	\$270.	\$355.	\$480.	\$330.	\$255.	\$275.	\$305.	\$335.	\$370.	\$400.	\$455.	\$530.

300.	240.	265.	280.	365.	490.	340.	265.	285.	315.	345.	380.	410.	465.	540.
------	------	------	------	------	------	------	------	------	------	------	------	------	------	------

390.	330.	355.	370.	455.	580.	430.	355.	375.	405.	435.	470.	500.	555.	630.
------	------	------	------	------	------	------	------	------	------	------	------	------	------	------

200.	(Black epoxy finish)													
------	----------------------	--	--	--	--	--	--	--	--	--	--	--	--	--





Note: For Jack in beechwood, please use model number 912/107 or 914/107 and use pricing in the "Wood" category on the this page.

### Dimensions


Model	Overall				Backrest		Seat			COM	COL
	Height	Depth	Width Armless	Width Arms	Height	Width	Height From floor	Depth	Width	Yards of 54" goods	Ft <sup>2</sup>
912	31 <sup>3</sup> / <sub>4</sub> "	22"	19 <sup>1</sup> / <sub>2</sub> "	23 <sup>1</sup> / <sub>4</sub> "	12 <sup>3</sup> / <sub>4</sub> "	17 <sup>3</sup> / <sub>4</sub> "	19"	19"	17 <sup>3</sup> / <sub>4</sub> "	1	15
914	43 <sup>3</sup> / <sub>4</sub> "	22"	19 <sup>1</sup> / <sub>2</sub> "	23 <sup>1</sup> / <sub>4</sub> "	12 <sup>3</sup> / <sub>4</sub> "	17 <sup>3</sup> / <sub>4</sub> "	31"	19"	17 <sup>3</sup> / <sub>4</sub> "	1	15
919	18 <sup>3</sup> / <sub>4</sub> "	31"	21"								

1(800)288-1492


Purpose	Function	Configuration	Model
Multi-purpose	Stackable	Four Leg Frame	922
			
Ellipse Cart	Holds 10 armless, 8 with arms		929
			

**Standard Seat & Back Colors**

Custom colors available on request. Contact customer service for leadtime.




**/101 Black**



**/103 Red**



**/102 Blue**



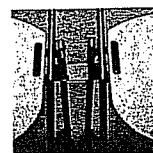
**/104 Gray**

**Custom Options**

Choose as many as desired. Add option code(s) after model number. Add cost of option to chair price shown on following pricing pages.



**BR \$75**  
Bookrack



**GC \$40**  
Ganging clip



**CF \$125**  
CA Fire;  
TB 133




Special colors;  
min 200 pcs.  
**SB \$70**  
Back & Seat  
**SF \$70**  
Frame



**CH \$85**  
ChromeFrame

**Armrest Options**

Choose one if desired. Add armrest code as final code to model number. Add cost to chair price.



**DA \$170**  
Dedicated  
Armrests;  
field installable



**SA \$85**  
Single Armrest;  
field installable



**TL \$200**  
Left Tablet Arm;  
two movement,  
folds up and to the  
side. Field installable.  
Must order with at  
least SA option.



**TR \$200**  
Left Tablet Arm;  
two movement, folds  
up and to the side.  
Field installable.  
Must order with at  
least SA option.

## Ellipse Pricing

### Standard Sitmatic Finishes and Fabrics

Poly	Wood	Cat 2	Cat 3 COM	Cat 4	Cat 5	Cat 6 Leather	Cat 8 Antistatic	Mill Fabrics							
								M1	M2	M3	M4	M5	M6	M7	M8
\$280.	\$400.	\$380.	\$420.	\$440.	\$570.	\$755.	\$530.	\$420.	\$450.	\$495.	\$540.	\$590.	\$635.	\$720.	\$830.

\$200. (Black epoxy finish)



Note: For Ellipse in beechwood, please use model number 922/107 and use pricing in the "Wood" category.

### Dimensions

Model	Overall			Backrest		Seat			COM	COL
	Height	Width	Depth	Height	Width	Height From floor	Width	Depth	Yards of 54" goods	Ft²
922	30¾"	21½"	22"	13"	17¼"	16¾"	18¼"	17"	1¼	19
929	4¾"	22¼"	24"							

Purpose	Configuration	Function	Model
Beam Seating, Freestanding	Epoxy Finish	Fixed Seat	93 __



Beam Seating, Freestanding	Epoxy Finish	Flip-up Seat	94 __
----------------------------	--------------	--------------	-------



**Dimensions per position**

Model	Overall							
	Height	Depth	Width Armless	Width Shared Arm	Width Final Arm	Width Tablet Arm	Width Dedicated Arms	Width Dedicated & Tablet
93 __	30"	21"	20 1/4"	20 1/4"	20 1/4"	22 1/2"	22 1/4"	25"
94 __	30"	9 1/2" - 21"	20 1/4"	20 1/4"	20 1/4"	22 1/2"	22 1/4"	25"

**To specify**

Replace the last two digits of the model number ( \_\_ ) with the number of chairs needed on the beam, and then add any desired options. For example, if a three position beam with black, armless, flip-up seats is required, the correct part number is 9403/101. Pricing is based on three positions or more per beam. If fewer positions are required, please use 1P or 2P upcharge. (Table does count as a position eg. 9302TE does not require 2P upcharge).

If you provide a floor plan, Sitmatic would be pleased to assist you in planning your auditorium or lobby. If at all possible, please send your drawings in electronic format, such as Autocad, to CustomerService@Sitmatic.com. The drawings will be populated and returned to you with the bill of materials necessary to complete the project.

Please remember, because flooring specifications vary, floor mounting fasteners are not supplied. Sitmatic can assist you with technical information on installation options, or perform the installation on your behalf.


Note: On chrome finish, transverse beam will always be epoxy finished.

**Standard Seat & Back Colors**

Custom colors available on request. Contact customer service for leadtime.




/101 Black




/103 Red



/107 Beechwood



/102 Blue



/104 Gray

# Ellipse Beam Pricing

# SITMATIC®

## Standard Sitmatic Finishes and Fabrics

Poly	Wood	Cat 2	Cat 3 COM	Cat 4	Cat 5	Cat 6 Leather	Cat 8 Antistatic	Mill Fabrics							
								M1	M2	M3	M4	M5	M6	M7	M8
\$450.	\$570.	\$550.	\$590.	\$610.	\$740.	\$925.	\$700.	\$590.	\$620.	\$665.	\$710.	\$760.	\$805.	\$890.	\$1000.

460.	580.	560.	600.	620.	750.	935.	710.	600.	630.	675.	720.	770.	815.	900.	1010.
------	------	------	------	------	------	------	------	------	------	------	------	------	------	------	-------

## Dimensions per position

Backrest		Seat			COM	COL
Height	Width	Height From floor	Width	Depth	Yards of 54" goods	Ft <sup>2</sup>
13"	17¼"	17½"	18¼"	17"	1¼	19
13"	17¼"	17½"	18¼"	17"	1¼	19

## Armrest Options

Choose one if desired. Add armrest code as final code to model number. Add cost to chair price.



**DA \$35**  
Dedicated  
Armrests;  
two armrests per  
position



**SA \$20**  
Shared Armrest;  
one armrest per  
position, shared  
with adjacent  
position



**FA \$20**  
Final Armrest;  
outside armrest  
of a beam



**TL \$200**  
Left Tablet  
**TR \$200**  
Right Tablet;  
two movement,  
folds up and to  
the side. Must  
order with an  
armrest option.

## Options

Choose as many as desired. Add option code(s) after model number.  
Add cost of option to chair price shown on this pricing page.



**1P \$190**  
Upcharge for  
only 1 position  
on beam  
**2P \$40**  
2 positions



**CH \$165**  
Chrome Frame;  
(excludes  
transverse beam  
which is always  
black)



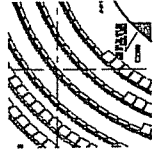
**FF \$30**  
Freestanding  
foot (per position)  
**AF \$45**  
Angled foot  
(per position)




**SB \$70**  
Back & Seat  
**SF \$70**  
Frame  
(Special colors;  
min 200 pcs.)



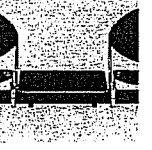
**CF \$125**  
CA Fire;  
TB 133



**CV \$50**  
Curved Beam;  
minimum radius  
of 26', upcharge  
per position





**NP \$30**  
Number Plate;  
layout must  
accompany  
order



**TE \$350**  
Table; end  
position on beam  
**TM \$350**  
Table; interior  
position on beam



Purpose	Configuration	Function	Model
Guest Chair	Single Seat	Club Chair	962
			
Guest Seating	Two Seat	Settee'	972
			

**Dimensions**

Model	Overall			Backrest		Seat		COM	COL
	Height	Width	Depth	Height	Width	Height From floor	Depth	Yards of 54" goods	Ft²
962	28¼"	25"	24½"	13¼"	18"	15¾"	18¼"	4	60
972	28¼"	50"	24½"	13¼"	42"	15¾"	18¼"	6	90

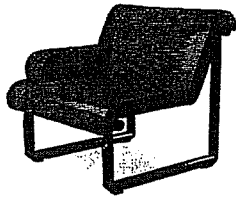
# Riviera Pricing



## Standard Sitmatic Fabrics

Cat2	Cat 3 COM	Cat4	Cat 5	Cat 6 Leather	Cat 8 Antistatic	Mill Fabrics							
						M1	M2	M3	M4	M5	M6	M7	M8
\$790.	\$890.	\$950.	\$1290.	\$1790.	\$1190.	\$890.	\$970.	\$1090.	\$1210.	\$1350.	\$1470.	\$1690.	\$1990.

1235.	1385.	1475.	1985.	2735.	1835.	1385.	1505.	1685.	1865.	2075.	2255.	2585.	3035.
-------	-------	-------	-------	-------	-------	-------	-------	-------	-------	-------	-------	-------	-------



Description	Model
Drittonto modular seat	6001
Drittonto modular arm, interior arm	6002
Single Leg (every three positions or before turn)	6003
Replacement seat covers	6011
Replacement armrest covers	6013

**Options**

Description	Model	Price
Wire Table (in-line)	6006	\$265.
Transparent table for above	6006/T	110.
Black laminate table for above	6006/N	65.
Wire Table (Exterior Open 45° Corner)	6007	310.
Transparent table for above	6007/T	140.
Black table for above	6007/N	70.
Wire Table (Interior Closed 45° Corner)	6008	310.
Transparent table for above	6008/T	70.
Black laminate table for above	6008/N	70.
Upcharge for field removable seat cover	6010	115.
Upcharge for field removable armrest covers	6012	60.

**Dimensions**

Model	Overall			
	Height (on 6003 leg)	Depth	Width Center to Center	Width of Armrest
6001	30½"	31½"	24¾"	n/a
6002	n/a	31½"	n/a	6"

# Drittondo Pricing

# SITMATIC®

## Standard Sitmatic Fabrics

Standard Sitmatic Fabrics						Mill Fabrics							
Cat2	Cat 3 COM	Cat4	Cat 5	Cat 6 Leather	Cat 8 Antistatic	M1	M2	M3	M4	M5	M6	M7	M8
\$1065.	\$1110.	\$1135.	\$1285.	\$1505.	\$1240.	\$1110.	\$1145.	\$1200.	\$1250.	\$1310.	\$1365.	\$1460.	\$1590.
540.	575.	590.	700.	855.	665.	575.	600.	635.	675.	715.	755.	825.	915.
250.	250.	250.	250.	250.	250.	250.	250.	250.	250.	250.	250.	250.	250.
340.	385.	410.	560.	780.	515.	385.	420.	475.	525.	585.	640.	735.	865.
160.	195.	210.	320.	475.	285.	195.	220.	255.	295.	335.	375.	445.	535.

Backrest		Seat			COM	COL
Upholstered Height	Upholstered Width	Height from floor	Seat Width	Upholstered Depth	Yards of 54" goods	FT²
19"	25"	16½"	25"	21"	1¾	36
n/a	n/a	n/a	n/a	n/a	1¾	18

1(800) 288-1492







**Warranty**

Sitmatic product is covered by a comprehensive lifetime structural warranty with a five-year warranty on wear components. There are no weight restrictions and 24-hour usage is covered without lessening the warranty. For complete details of the warranty, please contact your Sitmatic representative.

**Freight Included**

Freight is prepaid and allowed meaning this pricer includes shipping charges from the factory to a commercial dock. The product is cartoned and a few models are partially unassembled. This pricer does not include guaranteed delivery times, residential delivery, delivery to a building without a dock, inside delivery, blanket-wrap shipment, storage, prior notification, expedited shipping, or destinations outside the continental United States. For any of these services, please contact Customer Service for the costs. Freight claims, unfortunately, must be the responsibility of the recipients, although Sitmatic will assist in any way possible.

**COM**

**Customer's Own Material**

Yardage listed in this price list is based on a worst case scenario: non-railroaded fabrics and small quantities of chairs. If your fabric can be railroaded or you are ordering a large quantity, please contact Customer Service for actual yardage requirements, which may be less than the published amount. We will always make our best effort to pattern match at seams, but pattern matching results are not guaranteed. Generally, commercial quality fabrics require no prior approval. We recommend latex-backed fabrics of man-made fibers, 9 oz. per running yard or better. If the fabric you choose to send us is not of this quality, please discuss the fabric and its use with Customer Service before sending us the fabric.

**Fabric**

Yardage of Sitmatic fabric is available at the following list prices:


- Cat 2 \$ 40.
- Cat 3 \$ 60.
- Cat 4 \$ 80.
- Cat 5 \$165.
- Cat 6 \$290
- Cat 8 \$140.

**Return Policy**

Because Sitmatic's product is custom manufactured to meet exact customer requirements, we ask that you take care in specifying. In the event that you need to return chairs, normally up to 50% is charged if ordered in error by the customer. If in Sitmatic's judgement, the product is in new condition and readily resalable, the restocking fee may be waived or reduced. Contact Customer Service for specific item information. Some products, particularly custom engineered items that are individual specific, cannot be accepted for return.

**Cancellation Charge**

No cancellation charges will be assessed if the customer cancels prior to production. Commencement of production constitutes Sitmatic's procurement of order specific components or actual construction of the seating, whichever is earlier. Usually, but not necessarily, this is 1 week before shipment. After production begins, actual and reasonable costs will be charged. All cancellation charges will be billed within six months after notification of cancellation.



**Public Area Seating**

Information regarding this product is covered in the comprehensive specification manual entitled "Sitmatic/Deko Public Area Seating". Contact Customer Service for your copy.

**Legal Notices**

Sitmatic®, Aria®, and Omnific® are registered trademarks of Sitmatic. Technogel® is a registered trademark of Royal Medica. Possession of this price list does not constitute an offer to sell. Ownership of the product changes to consignee FOB our Fullerton California factory. Specifications subject to change without notice.

Sitmatic  
 1800 Raymer Ave.  
 Fullerton  
 California, 92833  
 Tel. 800.288.1492  
 714.888.2500  
 Fax 714.888.2505  
 E-Mail Info@Sitmatic.com  
 Website www.sitmatic.com



State of West Virginia  
 Department of Administration  
 Purchasing Division  
 2019 Washington Street East  
 Post Office Box 50130  
 Charleston, WV 25305-0130

# Purchase Order

PURCHASE ORDER NO.  
 SYSFURN07A

PAGE  
 \_\_\_\_\_

BLANKET RELEASE  
 00

CORRECT PURCHASE ORDER NUMBER  
 MUST APPEAR ON ALL PACKAGES,  
 INVOICES, AND SHIPPING PAPERS.  
 QUESTIONS CONCERNING THIS PUR-  
 CHASE ORDER SHOULD BE DIRECTED  
 TO THE BUYER AS NOTED BELOW.

CHANGE ORDER  
 4

SEE REVERSE SIDE FOR  
 TERMS AND CONDITIONS

ALL STATE AGENCIES  
 AND POLITICAL SUBDIVISIONS  
 VARIOUS LOCALES AS INDICATED  
 BY ORDER

\*709055848 304-340-4288  
 ACCESS SYSTEMS  
 4108 MACCORKLE AVENUE SE  
 CHARLESTON WV 25304

ALL STATE AGENCIES  
 AND POLITICAL SUBDIVISIONS  
 VARIOUS LOCALES AS INDICATED  
 BY ORDER

DATE PRINTED		TERMS OF SALE		FEIN/SSN		FUND		
01/18/2008		NET 30		550684486				
SHIP VIA		F.O.B		FREIGHT TERMS		ACCOUNT NUMBER		
BEST WAY		DESTINATION		PREPAID		MUL-MUL		
LINE	QUANTITY	UOP	VENDOR ITEM NO.		UNIT PRICE	AMOUNT		
	DELIVERY DATE	CAT.NO.	ITEM NUMBER					
			RECEIPT TICKET FOR PURCHASE ORDER: SYSFURN07A					
			LINE	CATNO	ITEM NUMBER	DESCRIPTION	QTY	DATE
0001		425-94				OFFICE FURNITURE, PANEL SYSTEMS, CH		
			SIGNATURE _____			DATE _____		
						TOTAL		

IF APPROVAL AS TO FORM IS REQUIRED BY ATTORNEY GENERAL, CHECK HERE

APPROVED AS TO FORM BY  
 ASSISTANT ATTORNEY GENERAL

BY \_\_\_\_\_  
 PURCHASING DIVISION AUTHORIZED SIGNATURE



**GENERAL TERMS & CONDITIONS  
PURCHASE ORDER/CONTRACT**

1. **ACCEPTANCE:** Seller shall be bound by this order and its terms and conditions upon receipt of this order.
2. **APPLICABLE LAW:** The laws of the State of West Virginia and the *Legislative Rules* of the Purchasing Division shall govern all rights and duties under the Contract, including without limitation the validity of this Purchase Order/Contract.
3. **NON-FUNDING:** All services performed or goods delivered under State Purchase Orders/Contracts are to be continued for the terms of the Purchase Order/Contract, contingent upon funds being appropriated by the Legislature or otherwise being made available. In the event funds are not appropriated or otherwise available for these services or goods, this Purchase Order/Contract becomes void and of no effect after June 30.
4. **COMPLIANCE:** Seller shall comply with all Federal, State and local laws, regulations and ordinances including, but not limited to, the prevailing wage rates of the WV Division of Labor.
5. **MODIFICATIONS:** This writing is the parties final expression of intent. No modification of this order shall be binding unless agreed to in writing by the Buyer.
6. **ASSIGNMENT:** Neither this Order nor any monies due, or to become due hereunder may be assigned by the Seller without the Buyer's consent.
7. **WARRANTY:** The Seller expressly warrants that the goods and/or services covered by this order will: {a} conform to the specifications, drawings, samples or other description furnished or specified by the Buyer {b} be merchantable and fit for the purpose intended and/or {c} be free from defect in material and workmanship.
8. **CANCELLATION:** The Director or Purchasing may cancel any Purchase Order/Contract upon 30 days written notice to the seller.
9. **SHIPPING, BILLING & PRICES:** Prices are those stated in this order. No price increase will be accepted without written authority from the Buyer. All goods or services shall be shipped on or before the date specified in this Order.
10. **LATE PAYMENTS:** Payments may only be made after the delivery of goods or services. Interest may be paid on late payments in accordance with the *West Virginia Code*.
11. **TAXES:** The State of West Virginia is exempt from Federal and State taxes and will not pay or reimburse such taxes.
12. **RENEWAL:** Any reference to automatic renewal is hereby deleted. The Contract may be renewed only upon mutual written agreement of the parties.
13. **BANKRUPTCY:** In the event the vendor/contractor files for bankruptcy protection, this Contract may be deemed null and void, and terminated without further order.
14. **HIPAA Business Associate Addendum** - The West Virginia State Government HIPAA Business Associate Addendum (BAA), approved by the Attorney General, and available online at the Purchasing Division's web site (<http://www.state.wv.us/admin/purchase/vrc/hipaa.htm>) is hereby made part of the agreement. Provided that, the Agency meets the definition of a Covered Entity (45 CFR §160.103) and will be disclosing Protected Health Information (45 CFR §160.103) to the vendor.