



Department of Administration
 Purchasing Division
 2019 Washington Street East
 Post Office Box 50130
 Charleston, WV 25305-0130

State of West Virginia
Master Agreement

Order Date: 2016-09-13

CORRECT ORDER NUMBER
 MUST APPEAR ON ALL PACKAGES,
 INVOICES, AND SHIPPING PAPERS.
 QUESTIONS CONCERNING THIS
 ORDER SHOULD BE DIRECTED TO
 THE DEPARTMENT CONTACT.

Order Number: CMA 0212 0212 SWCSBUS16D	Procurement Folder: 253342
Document Name: SBUS16 - Various School Buses	Reason for Modification:
Document Description: Original Folder - EDD148130	
Procurement Type: Central Master Agreement	
Buyer Name: Misty DeLong	
Telephone: (304) 558-8802	
Email: misty.m.delong@wv.gov	
Shipping Method: Best Way	Effective Start Date: 2015-01-01
Free on Board: FOB Dest, Freight Prepaid	Effective End Date: 2016-12-31

VENDOR	DEPARTMENT CONTACT
Vendor Customer Code: 000000187888 WORLDWIDE EQUIPMENT OF WV INC PO BOX 8557 SOUTH CHARLESTON WV 25303 US Vendor Contact Phone: (304) 744-1321 Extension: 78503 Discount Percentage: 0.0000 Discount Days: 0	Requestor Name: Jo Ann Adkins Requestor Phone: (304) 558-2686 Requestor Email: joann.adkins@k12.wv.us

INVOICE TO	SHIP TO
ALL STATE AGENCIES VARIOUS LOCATIONS AS INDICATED BY ORDER No City WV 99999 US	STATE OF WEST VIRGINIA VARIOUS LOCATIONS AS INDICATED BY ORDER No City WV 99999 US

Total Order Amount Open End

AGENCY COPY

[Signature] 9/13/16
 PURCHASING DIVISION AUTHORIZATION
 SIGNED BY: *Tara Hyle*
 DATE: *SEP 13 2016*
 ELECTRONIC SIGNATURE ON FILE

ATTORNEY GENERAL APPROVAL AS TO FORM
 SIGNED BY: *Robert Rishie*
 DATE: *9/15/16*
 ELECTRONIC SIGNATURE ON FILE

ENCUMBRANCE CERTIFICATION
 SIGNED BY: *Melissa Bell*
 DATE: *SEP 16 2016*
 ELECTRONIC SIGNATURE ON FILE

Extended Description:

To re-issue the contract SWCSBUS16B as SWCSBUS16D due to contract reassignment from Heritage Bus Sales, Inc. to Worldwide Equipment of WV, Inc. A copy of the Terms and Conditions, Specifications, Exhibit B and Exhibit C also attached for reference purposes only. No change in contract pricing. No other changes.

Line	Commodity Code	Manufacturer	Model No	Unit	Unit Price
1	25101502			EA	\$0.000000
	Service From	Service To			

Commodity Line Description: Various School Buses

Extended Description:

Various School Buses - See Exhibit B for contract pricing.

SWCSBUS16D	Document Phase Draft	Document Description Original Folder - EDD148130	Page 3 of 3
-------------------	--------------------------------	--	------------------------------

ADDITIONAL TERMS AND CONDITIONS

See attached document(s) for additional Terms and Conditions

GENERAL TERMS AND CONDITIONS:

1. **CONTRACTUAL AGREEMENT:** Issuance of a Award Document signed by the Purchasing Division Director, or his designee, and approved as to form by the Attorney General's office constitutes acceptance of this Contract made by and between the State of West Virginia and the Vendor. Vendor's signature on its bid signifies Vendor's agreement to be bound by and accept the terms and conditions contained in this Contract.
2. **DEFINITIONS:** As used in this Solicitation/Contract, the following terms shall have the meanings attributed to them below. Additional definitions may be found in the specifications included with this Solicitation/Contract.
 - 2.1. **"Agency" or "Agencies"** means the agency, board, commission, or other entity of the State of West Virginia that is identified on the first page of the Solicitation or any other public entity seeking to procure goods or services under this Contract.
 - 2.2. **"Contract"** means the binding agreement that is entered into between the State and the Vendor to provide the goods or services requested in the Solicitation.
 - 2.3. **"Director"** means the Director of the West Virginia Department of Administration, Purchasing Division.
 - 2.4. **"Purchasing Division"** means the West Virginia Department of Administration, Purchasing Division.
 - 2.5. **"Award Document"** means the document signed by the Agency and the Purchasing Division, and approved as to form by the Attorney General, that identifies the Vendor as the contract holder.
 - 2.6. **"Solicitation"** means the official notice of an opportunity to supply the State with goods or services that is published by the Purchasing Division.
 - 2.7. **"State"** means the State of West Virginia and/or any of its agencies, commissions, boards, etc. as context requires.
 - 2.8. **"Vendor" or "Vendors"** means any entity submitting a bid in response to the Solicitation, the entity that has been selected as the lowest responsible bidder, or the entity that has been awarded the Contract as context requires.

3. **CONTRACT TERM; RENEWAL; EXTENSION:** The term of this Contract shall be determined in accordance with the category that has been identified as applicable to this Contract below:

Term Contract

Initial Contract Term: This Contract becomes effective on January 1, 2016 and extends for a period of one (1) year(s).

Renewal Term: This Contract may be renewed upon the mutual written consent of the Agency, and the Vendor, with approval of the Purchasing Division and the Attorney General's office (Attorney General approval is as to form only). Any request for renewal should be submitted to the Purchasing Division thirty (30) days prior to the expiration date of the initial contract term or appropriate renewal term. A Contract renewal shall be in accordance with the terms and conditions of the original contract. Renewal of this Contract is limited to n/a successive one (1) year periods or multiple renewal periods of less than one year, provided that the multiple renewal periods do not exceed n/a months in total. Automatic renewal of this Contract is prohibited. Notwithstanding the foregoing, Purchasing Division approval is not required on agency delegated or exempt purchases. Attorney General approval may be required for vendor terms and conditions.

Delivery Order Limitations: In the event that this contract permits delivery orders, a delivery order may only be issued during the time this Contract is in effect. Any delivery order issued within one year of the expiration of this Contract shall be effective for one year from the date the delivery order is issued. No delivery order may be extended beyond one year after this Contract has expired.

Fixed Period Contract: This Contract becomes effective upon Vendor's receipt of the notice to proceed and must be completed within _____ days.

Fixed Period Contract with Renewals: This Contract becomes effective upon Vendor's receipt of the notice to proceed and part of the Contract more fully described in the attached specifications must be completed within _____ days. Upon completion, the vendor agrees that maintenance, monitoring, or warranty services will be provided for one year thereafter with an additional _____ successive one year renewal periods or multiple renewal periods of less than one year provided that the multiple renewal periods do not exceed _____ months in total. Automatic renewal of this Contract is prohibited.

One Time Purchase: The term of this Contract shall run from the issuance of the Award Document until all of the goods contracted for have been delivered, but in no event will this Contract extend for more than one fiscal year.

Other: See attached.

4. **NOTICE TO PROCEED:** Vendor shall begin performance of this Contract immediately upon receiving notice to proceed unless otherwise instructed by the Agency. Unless otherwise specified, the fully executed Award Document will be considered notice to proceed.
5. **QUANTITIES:** The quantities required under this Contract shall be determined in accordance with the category that has been identified as applicable to this Contract below.
- Open End Contract:** Quantities listed in this Solicitation are approximations only, based on estimates supplied by the Agency. It is understood and agreed that the Contract shall cover the quantities actually ordered for delivery during the term of the Contract, whether more or less than the quantities shown.
- Service:** The scope of the service to be provided will be more clearly defined in the specifications included herewith.
- Combined Service and Goods:** The scope of the service and deliverable goods to be provided will be more clearly defined in the specifications included herewith.
- One Time Purchase:** This Contract is for the purchase of a set quantity of goods that are identified in the specifications included herewith. Once those items have been delivered, no additional goods may be procured under this Contract without an appropriate change order approved by the Vendor, Agency, Purchasing Division, and Attorney General's office.
6. **PRICING:** The pricing set forth herein is firm for the life of the Contract, unless specified elsewhere within this Solicitation/Contract by the State. A Vendor's inclusion of price adjustment provisions in its bid, without an express authorization from the State in the Solicitation to do so, may result in bid disqualification.
7. **EMERGENCY PURCHASES:** The Purchasing Division Director may authorize the Agency to purchase goods or services in the open market that Vendor would otherwise provide under this Contract if those goods or services are for immediate or expedited delivery in an emergency. Emergencies shall include, but are not limited to, delays in transportation or an unanticipated increase in the volume of work. An emergency purchase in the open market, approved by the Purchasing Division Director, shall not constitute of breach of this Contract and shall not entitle the Vendor to any form of compensation or damages. This provision does not excuse the State from fulfilling its obligations under a One Time Purchase contract.
8. **REQUIRED DOCUMENTS:** All of the items checked below must be provided to the Purchasing Division by the Vendor as specified below.

BID BOND: All Vendors shall furnish a bid bond in the amount of five percent (5%) of the total amount of the bid protecting the State of West Virginia. The bid bond must be submitted with the bid.

PERFORMANCE BOND: The apparent successful Vendor shall provide a performance bond in the amount of _____. The performance bond must be received by the Purchasing Division prior to Contract award. On construction contracts, the performance bond must be 100% of the Contract value.

LABOR/MATERIAL PAYMENT BOND: The apparent successful Vendor shall provide a labor/material payment bond in the amount of 100% of the Contract value. The labor/material payment bond must be delivered to the Purchasing Division prior to Contract award.

In lieu of the Bid Bond, Performance Bond, and Labor/Material Payment Bond, the Vendor may provide certified checks, cashier's checks, or irrevocable letters of credit. Any certified check, cashier's check, or irrevocable letter of credit provided in lieu of a bond must be of the same amount and delivered on the same schedule as the bond it replaces. A letter of credit submitted in lieu of a performance and labor/material payment bond will only be allowed for projects under \$100,000. Personal or business checks are not acceptable.

MAINTENANCE BOND: The apparent successful Vendor shall provide a two (2) year maintenance bond covering the roofing system. The maintenance bond must be issued and delivered to the Purchasing Division prior to Contract award.

INSURANCE: The apparent successful Vendor shall furnish proof of the following insurance prior to Contract award and shall list the state as a certificate holder:

Commercial General Liability Insurance: In the amount of _____ or more.

Builders Risk Insurance: In an amount equal to 100% of the amount of the Contract.

The apparent successful Vendor shall also furnish proof of any additional insurance requirements contained in the specifications prior to Contract award regardless of whether or not that insurance requirement is listed above.

LICENSE(S) / CERTIFICATIONS / PERMITS: In addition to anything required under the Section entitled Licensing, of the General Terms and Conditions, the apparent successful Vendor shall furnish proof of the following licenses, certifications, and/or permits prior to Contract award, in a form acceptable to the Purchasing Division.

The apparent successful Vendor shall also furnish proof of any additional licenses or certifications contained in the specifications prior to Contract award regardless of whether or not that requirement is listed above.

9. WORKERS' COMPENSATION INSURANCE: The apparent successful Vendor shall comply with laws relating to workers compensation, shall maintain workers' compensation insurance when required, and shall furnish proof of workers' compensation insurance upon request.

10. LITIGATION BOND: The Director reserves the right to require any Vendor that files a protest of an award to submit a litigation bond in the amount equal to one percent of the lowest bid submitted or \$5,000, whichever is greater. The entire amount of the bond shall be forfeited if the hearing officer determines that the protest was filed for frivolous or improper purpose, including but not limited to, the purpose of harassing, causing unnecessary delay, or needless expense for the Agency. All litigation bonds shall be made payable to the Purchasing Division. In lieu of a bond, the protester may submit a cashier's check or certified check payable to the Purchasing Division. Cashier's or certified checks will be deposited with and held by the State Treasurer's office. If it is determined that the protest has not been filed for frivolous or improper purpose, the bond or deposit shall be returned in its entirety.

11. LIQUIDATED DAMAGES: Vendor shall pay liquidated damages in the amount of

_____ for _____

This clause shall in no way be considered exclusive and shall not limit the State or Agency's right to pursue any other available remedy.

- 12. ACCEPTANCE/REJECTION:** The State may accept or reject any bid in whole, or in part. Vendor's signature on its bid signifies acceptance of the terms and conditions contained in the Solicitation and Vendor agrees to be bound by the terms of the Contract, as reflected in the Award Document, upon receipt.
- 13. FUNDING:** This Contract shall continue for the term stated herein, contingent upon funds being appropriated by the Legislature or otherwise being made available. In the event funds are not appropriated or otherwise made available, this Contract becomes void and of no effect beginning on July 1 of the fiscal year for which funding has not been appropriated or otherwise made available.
- 14. PAYMENT:** Payment in advance is prohibited under this Contract. Payment may only be made after the delivery and acceptance of goods or services. The Vendor shall submit invoices, in arrears.
- 15. TAXES:** The Vendor shall pay any applicable sales, use, personal property or any other taxes arising out of this Contract and the transactions contemplated thereby. The State of West Virginia is exempt from federal and state taxes and will not pay or reimburse such taxes.
- 16. CANCELLATION:** The Purchasing Division Director reserves the right to cancel this Contract immediately upon written notice to the vendor if the materials or workmanship supplied do not conform to the specifications contained in the Contract. The Purchasing Division Director may also cancel any purchase or Contract upon 30 days written notice to the Vendor in accordance with West Virginia Code of State Rules § 148-1-7.16.2.
- 17. TIME:** Time is of the essence with regard to all matters of time and performance in this Contract.
- 18. APPLICABLE LAW:** This Contract is governed by and interpreted under West Virginia law without giving effect to its choice of law principles. Any information provided in specification manuals, or any other source, verbal or written, which contradicts or violates the West Virginia Constitution, West Virginia Code or West Virginia Code of State Rules is void and of no effect.
- 19. COMPLIANCE:** Vendor shall comply with all applicable federal, state, and local laws, regulations and ordinances. By submitting a bid, Vendor acknowledges that it has reviewed, understands, and will comply with all applicable law.
- 20. PREVAILING WAGE:** Vendor shall be responsible for ensuring compliance with prevailing wage requirements and determining when prevailing wage requirements are applicable.

- 21. ARBITRATION:** Any references made to arbitration contained in this Contract, Vendor's bid, or in any American Institute of Architects documents pertaining to this Contract are hereby deleted, void, and of no effect.
- 22. MODIFICATIONS:** This writing is the parties' final expression of intent. Notwithstanding anything contained in this Contract to the contrary, no modification of this Contract shall be binding without mutual written consent of the Agency, and the Vendor, with approval of the Purchasing Division and the Attorney General's office (Attorney General approval is as to form only). No Change shall be implemented by the Vendor until such time as the Vendor receives an approved written change order from the Purchasing Division.
- 23. WAIVER:** The failure of either party to insist upon a strict performance of any of the terms or provision of this Contract, or to exercise any option, right, or remedy herein contained, shall not be construed as a waiver or a relinquishment for the future of such term, provision, option, right, or remedy, but the same shall continue in full force and effect. Any waiver must be expressly stated in writing and signed by the waiving party.
- 24. SUBSEQUENT FORMS:** The terms and conditions contained in this Contract shall supersede any and all subsequent terms and conditions which may appear on any form documents submitted by Vendor to the Agency or Purchasing Division such as price lists, order forms, invoices, sales agreements, or maintenance agreements, and includes internet websites or other electronic documents. Acceptance or use of Vendor's forms does not constitute acceptance of the terms and conditions contained thereon.
- 25. ASSIGNMENT:** Neither this Contract nor any monies due, or to become due hereunder, may be assigned by the Vendor without the express written consent of the Agency, the Purchasing Division, the Attorney General's office (as to form only), and any other government agency or office that may be required to approve such assignments. Notwithstanding the foregoing, Purchasing Division approval may or may not be required on certain agency delegated or exempt purchases.
- 26. WARRANTY:** The Vendor expressly warrants that the goods and/or services covered by this Contract will: (a) conform to the specifications, drawings, samples, or other description furnished or specified by the Agency; (b) be merchantable and fit for the purpose intended; and (c) be free from defect in material and workmanship.
- 27. STATE EMPLOYEES:** State employees are not permitted to utilize this Contract for personal use and the Vendor is prohibited from permitting or facilitating the same.
- 28. BANKRUPTCY:** In the event the Vendor files for bankruptcy protection, the State of West Virginia may deem this Contract null and void, and terminate this Contract without notice.
- 29. CONFIDENTIALITY:** The Vendor agrees that it will not disclose to anyone, directly or indirectly, any such personally identifiable information or other confidential information gained from the Agency, unless the individual who is the subject of the information consents

to the disclosure in writing or the disclosure is made pursuant to the Agency's policies, procedures, and rules. Vendor further agrees to comply with the Confidentiality Policies and Information Security Accountability Requirements, set forth in <http://www.state.wv.us/admin/purchase/privacy/default.html>.

- 30. DISCLOSURE:** Vendor's response to the Solicitation and the resulting Contract are considered public documents and will be disclosed to the public in accordance with the laws, rules, and policies governing the West Virginia Purchasing Division. Those laws include, but are not limited to, the Freedom of Information Act found in West Virginia Code §§ 29B-1-1 et seq. and the competitive bidding laws found West Virginia Code §§ 5A-3-1 et seq., 5-22-1 et seq., and 5G-1-1 et seq.

If a Vendor considers any part of its bid to be exempt from public disclosure, Vendor must so indicate by specifically identifying the exempt information, identifying the exemption that applies, providing a detailed justification for the exemption, segregating the exempt information from the general bid information, and submitting the exempt information as part of its bid but in a segregated and clearly identifiable format. Failure to comply with the foregoing requirements will result in public disclosure of the Vendor's bid without further notice. A Vendor's act of marking all or nearly all of its bid as exempt is not sufficient to avoid disclosure and WILL NOT BE HONORED. Vendor's act of marking a bid or any part thereof as "confidential" or "proprietary" is not sufficient to avoid disclosure and WILL NOT BE HONORED. A legend or other statement indicating that all or substantially all of the bid is exempt from disclosure is not sufficient to avoid disclosure and WILL NOT BE HONORED. Additionally, pricing or cost information will not be considered exempt from disclosure and requests to withhold publication of pricing or cost information WILL NOT BE HONORED.

Vendor will be required to defend any claimed exemption for nondisclosure in the event of an administrative or judicial challenge to the State's nondisclosure. Vendor must indemnify the State for any costs incurred related to any exemptions claimed by Vendor. Any questions regarding the applicability of the various public records laws should be addressed to your own legal counsel prior to bid submission.

- 31. LICENSING:** In accordance with West Virginia Code of State Rules §148-1-6.1.7, Vendor must be licensed and in good standing in accordance with any and all state and local laws and requirements by any state or local agency of West Virginia, including, but not limited to, the West Virginia Secretary of State's Office, the West Virginia Tax Department, West Virginia Insurance Commission, or any other state agency or political subdivision. Upon request, the Vendor must provide all necessary releases to obtain information to enable the Purchasing Division Director or the Agency to verify that the Vendor is licensed and in good standing with the above entities.

- 32. ANTITRUST:** In submitting a bid to, signing a contract with, or accepting a Award Document from any agency of the State of West Virginia, the Vendor agrees to convey, sell, assign, or transfer to the State of West Virginia all rights, title, and interest in and to all causes of action it may now or hereafter acquire under the antitrust laws of the United States

and the State of West Virginia for price fixing and/or unreasonable restraints of trade relating to the particular commodities or services purchased or acquired by the State of West Virginia. Such assignment shall be made and become effective at the time the purchasing agency tenders the initial payment to Vendor.

33. VENDOR CERTIFICATIONS: By signing its bid or entering into this Contract, Vendor certifies (1) that its bid or offer was made without prior understanding, agreement, or connection with any corporation, firm, limited liability company, partnership, person or entity submitting a bid or offer for the same material, supplies, equipment or services; (2) that its bid or offer is in all respects fair and without collusion or fraud; (3) that this Contract is accepted or entered into without any prior understanding, agreement, or connection to any other entity that could be considered a violation of law; and (4) that it has reviewed this Solicitation in its entirety; understands the requirements, terms and conditions, and other information contained herein. Vendor's signature on its bid or offer also affirms that neither it nor its representatives have any interest, nor shall acquire any interest, direct or indirect, which would compromise the performance of its services hereunder. Any such interests shall be promptly presented in detail to the Agency. The individual signing this bid or offer on behalf of Vendor certifies that he or she is authorized by the Vendor to execute this bid or offer or any documents related thereto on Vendor's behalf; that he or she is authorized to bind the Vendor in a contractual relationship; and that, to the best of his or her knowledge, the Vendor has properly registered with any State agency that may require registration.

34. PURCHASING CARD ACCEPTANCE: The State of West Virginia currently utilizes a Purchasing Card program, administered under contract by a banking institution, to process payment for goods and services. The Vendor must accept the State of West Virginia's Purchasing Card for payment of all orders under this Contract unless the box below is checked.

Vendor is not required to accept the State of West Virginia's Purchasing Card as payment for all goods and services.

35. VENDOR RELATIONSHIP: The relationship of the Vendor to the State shall be that of an independent contractor and no principal-agent relationship or employer-employee relationship is contemplated or created by this Contract. The Vendor as an independent contractor is solely liable for the acts and omissions of its employees and agents. Vendor shall be responsible for selecting, supervising, and compensating any and all individuals employed pursuant to the terms of this Solicitation and resulting contract. Neither the Vendor, nor any employees or subcontractors of the Vendor, shall be deemed to be employees of the State for any purpose whatsoever. Vendor shall be exclusively responsible for payment of employees and contractors for all wages and salaries, taxes, withholding payments, penalties, fees, fringe benefits, professional liability insurance premiums, contributions to insurance and pension, or other deferred compensation plans, including but not limited to, Workers' Compensation and Social Security obligations, licensing fees, etc. and the filing of all necessary documents, forms, and returns pertinent to all of the foregoing. Vendor shall hold harmless the State, and shall provide the State and Agency with a defense

against any and all claims including, but not limited to, the foregoing payments, withholdings, contributions, taxes, Social Security taxes, and employer income tax returns.

- 36. INDEMNIFICATION:** The Vendor agrees to indemnify, defend, and hold harmless the State and the Agency, their officers, and employees from and against: (1) Any claims or losses for services rendered by any subcontractor, person, or firm performing or supplying services, materials, or supplies in connection with the performance of the Contract; (2) Any claims or losses resulting to any person or entity injured or damaged by the Vendor, its officers, employees, or subcontractors by the publication, translation, reproduction, delivery, performance, use, or disposition of any data used under the Contract in a manner not authorized by the Contract, or by Federal or State statutes or regulations; and (3) Any failure of the Vendor, its officers, employees, or subcontractors to observe State and Federal laws including, but not limited to, labor and wage and hour laws.
- 37. PURCHASING AFFIDAVIT:** In accordance with West Virginia Code § 5A-3-10a, all Vendors are required to sign, notarize, and submit the Purchasing Affidavit stating that neither the Vendor nor a related party owe a debt to the State in excess of \$1,000. The affidavit must be submitted prior to award, but should be submitted with the Vendor's bid. A copy of the Purchasing Affidavit is included herewith.
- 38. ADDITIONAL AGENCY AND LOCAL GOVERNMENT USE:** This Contract may be utilized by and extends to other agencies, spending units, and political subdivisions of the State of West Virginia; county, municipal, and other local government bodies; and school districts ("Other Government Entities"). This Contract shall be extended to the aforementioned Other Government Entities on the same prices, terms, and conditions as those offered and agreed to in this Contract. If the Vendor does not wish to extend the prices, terms, and conditions of its bid and subsequent contract to the Other Government Entities, the Vendor must clearly indicate such refusal in its bid. A refusal to extend this Contract to the Other Government Entities shall not impact or influence the award of this Contract in any manner.
- 39. CONFLICT OF INTEREST:** Vendor, its officers or members or employees, shall not presently have or acquire an interest, direct or indirect, which would conflict with or compromise the performance of its obligations hereunder. Vendor shall periodically inquire of its officers, members and employees to ensure that a conflict of interest does not arise. Any conflict of interest discovered shall be promptly presented in detail to the Agency.
- 40. REPORTS:** Vendor shall provide the Agency and/or the Purchasing Division with the following reports identified by a checked box below:
- Such reports as the Agency and/or the Purchasing Division may request. Requested reports may include, but are not limited to, quantities purchased, agencies utilizing the contract, total contract expenditures by agency, etc.

- Quarterly reports detailing the total quantity of purchases in units and dollars, along with a listing of purchases by agency. Quarterly reports should be delivered to the Purchasing Division via email at purchasing.requisitions@wv.gov.

41. BACKGROUND CHECK: In accordance with W. Va. Code § 15-2D-3, the Director of the Division of Protective Services shall require any service provider whose employees are regularly employed on the grounds or in the buildings of the Capitol complex or who have access to sensitive or critical information to submit to a fingerprint-based state and federal background inquiry through the state repository. The service provider is responsible for any costs associated with the fingerprint-based state and federal background inquiry.

After the contract for such services has been approved, but before any such employees are permitted to be on the grounds or in the buildings of the Capitol complex or have access to sensitive or critical information, the service provider shall submit a list of all persons who will be physically present and working at the Capitol complex to the Director of the Division of Protective Services for purposes of verifying compliance with this provision.

The State reserves the right to prohibit a service provider's employees from accessing sensitive or critical information or to be present at the Capitol complex based upon results addressed from a criminal background check.

Service providers should contact the West Virginia Division of Protective Services by phone at (304) 558-9911 for more information.

42. PREFERENCE FOR USE OF DOMESTIC STEEL PRODUCTS: Except when authorized by the Director of the Purchasing Division pursuant to W. Va. Code § 5A-3-56, no contractor may use or supply steel products for a State Contract Project other than those steel products made in the United States. A contractor who uses steel products in violation of this section may be subject to civil penalties pursuant to W. Va. Code § 5A-3-56. As used in this section:

- a. "State Contract Project" means any erection or construction of, or any addition to, alteration of or other improvement to any building or structure, including, but not limited to, roads or highways, or the installation of any heating or cooling or ventilating plants or other equipment, or the supply of and materials for such projects, pursuant to a contract with the State of West Virginia for which bids were solicited on or after June 6, 2001.
- b. "Steel Products" means products rolled, formed, shaped, drawn, extruded, forged, cast, fabricated or otherwise similarly processed, or processed by a combination of two or more or such operations, from steel made by the open heath, basic oxygen, electric furnace, Bessemer or other steel making process. The Purchasing Division Director may, in writing, authorize the use of foreign steel products if:
- c. The cost for each contract item used does not exceed one tenth of one percent (.1%) of the total contract cost or two thousand five hundred dollars (\$2,500.00), whichever is greater.

For the purposes of this section, the cost is the value of the steel product as delivered to the project; or

- d. The Director of the Purchasing Division determines that specified steel materials are not produced in the United States in sufficient quantity or otherwise are not reasonably available to meet contract requirements.

43. PREFERENCE FOR USE OF DOMESTIC ALUMINUM, GLASS, AND STEEL: In Accordance with W. Va. Code § 5-19-1 et seq., and W. Va. CSR § 148-10-1 et seq., for every contract or subcontract, subject to the limitations contained herein, for the construction, reconstruction, alteration, repair, improvement or maintenance of public works or for the purchase of any item of machinery or equipment to be used at sites of public works, only domestic aluminum, glass or steel products shall be supplied unless the spending officer determines, in writing, after the receipt of offers or bids, (1) that the cost of domestic aluminum, glass or steel products is unreasonable or inconsistent with the public interest of the State of West Virginia, (2) that domestic aluminum, glass or steel products are not produced in sufficient quantities to meet the contract requirements, or (3) the available domestic aluminum, glass, or steel do not meet the contract specifications. This provision only applies to public works contracts awarded in an amount more than fifty thousand dollars (\$50,000) or public works contracts that require more than ten thousand pounds of steel products.

The cost of domestic aluminum, glass, or steel products may be unreasonable if the cost is more than twenty percent (20%) of the bid or offered price for foreign made aluminum, glass, or steel products. If the domestic aluminum, glass or steel products to be supplied or produced in a "substantial labor surplus area", as defined by the United States Department of Labor, the cost of domestic aluminum, glass, or steel products may be unreasonable if the cost is more than thirty percent (30%) of the bid or offered price for foreign made aluminum, glass, or steel products.

This preference shall be applied to an item of machinery or equipment, as indicated above, when the item is a single unit of equipment or machinery' manufactured primarily of aluminum, glass or steel, is part of a public works contract and has the sole purpose or of being a permanent part of a single public works project. This provision does not apply to equipment or machinery purchased by a spending unit for use by that spending unit and not as part of a single public works project.

All bids and offers including domestic aluminum, glass or steel products that exceed bid or offer prices including foreign aluminum, glass or steel products after application of the preferences provided in this provision may be reduced to a price equal to or lower than the lowest bid or offer price for foreign aluminum, glass or steel products plus the applicable preference. If the reduced bid or offer prices are made in writing and supersede the prior bid or offer prices, all bids or offers, including the reduced bid or offer prices, will be reevaluated in accordance with this rule.

REQUEST FOR QUOTATION
SBUS16 FOR SCHOOL BUSES

SPECIFICATIONS

1. **PURPOSE AND SCOPE:** The West Virginia Purchasing Division is soliciting bids on behalf of the West Virginia Department of Education to establish an open-end contract for School Buses. The Contract may be utilized by West Virginia State agencies and all political subdivisions of the State in all 55 counties.

2. **DEFINITIONS:** The terms listed below shall have the meanings assigned to them below. Additional definitions can be found in section 2 of the General Terms and Conditions.
 - 2.1 **“Desired Item”** or **“Desired Items”** means the list of buses identified on the pricing pages.
 - 2.2 **“Pricing Pages”** means the schedule of prices, estimated order quantity, and totals attached hereto as Exhibit B and used to evaluate the RFQ.
 - 2.3 **“RFQ”** means the official request for quotation published by the Purchasing Division and identified as SBUS16.

3. **GENERAL REQUIREMENTS:**
 - 3.1 **Desired Items and Mandatory Requirements:** Vendor shall provide the Agency with the Desired Items listed on the pricing pages on an open-end and continuing basis. Desired Items must meet or exceed the mandatory requirements as shown below.
 - 3.1.1 **Site Visits**
 - 3.1.1.1 The State of West Virginia and/or County Boards of Education reserve the right for representatives to visit production facilities of successful bidders prior to and/or during construction of the units for the purpose of observing production and quality control.
 - 3.1.1.2 School bus manufacturers will construct a pilot unit and provide expenses for approval by the West Virginia Executive Director, Office of School Transportation and/or his designee, prior to assembly line production of West Virginia school buses at the dealer location for the pilot year 2016. (This location is subject to change in year 2017) The factory representative will be present during the pilot inspection at the dealership location to offer answers and

REQUEST FOR QUOTATION
SBUS16 FOR SCHOOL BUSES

clarification to questions and any concerns that may be brought up during the inspection.

3.1.2 Line Setting Tickets

3.1.2.1 Line setting tickets shall be furnished by the manufacturer for all vehicles.

3.1.3 Application for Title

3.1.3.1 Successful bidder will issue application for title at least 20 working days prior to the anticipated delivery date of completed units. A 5-day advance notification to the ordering agency must be given prior to the actual delivery date.

3.1.4 School Bus Requirements - Commodity Line Items 1 through 68

3.1.4.1 School buses must conform to WEST VIRGINIA MINIMUM REQUIREMENTS FOR DESIGN AND EQUIPMENT OF SCHOOL BUSES (Title 126 Legislative Rule), 2014 REVISION attached hereto as Exhibit A and the specifications contained herein.

Any component supplied by a bidder as an equivalent (where equivalent is permitted in the Minimum Requirements) must have prior approval, in writing, from the Executive Director, Office of School Transportation. All requests must be presented to the Purchasing Division directly via email to misty.m.delong@wv.gov prior to the Question and Answer deadline. Responses shall be issued by formal addenda.

4. CONTRACT AWARD:

4.1 Contract Award: The Contract is intended to provide Agencies with a purchase price on all Desired Items. This is a multi-award, the Contract shall be awarded to the Vendor(s) that provides the Desired Item(s) meeting the required specifications.

Bids shall be accepted from all bidders who shall then be awarded contracts if they meet the state board's "Minimum Standards for Design and Equipment of School Buses." County Boards of Education may select from those bidders who have been awarded contracts and shall pay the difference between the

REQUEST FOR QUOTATION
SBUS16 FOR SCHOOL BUSES

state aid formula amount and the actual cost of bus replacement. Any or all bids may be rejected.

- 4.2 Pricing Pages:** Vendor should complete the Pricing Pages by completing the field provided. If responding through the Vendor Self Service in WVOASIS, the Vendor should complete the Pricing Pages in their entirety as failure to do so may result in Vendor's bids being disqualified. If responding with a paper bid, please complete Exhibit B – SBUS16 Pricing Pages and submit it with your bid.

The Pricing Pages contain a list of Desired Items. The Estimated quantity is **250 – 300 units**. The estimated purchase volume for each item represents the approximate volume of anticipated purchases only. No future use of the Contract or any individual item is guaranteed or implied.

Notwithstanding the foregoing, the Purchasing Division may correct errors at its discretion. Vendor should type or electronically enter the information into the Pricing Pages to prevent errors in the evaluation. The Pricing Pages were created as a word document and Vendor can request an electronic copy for bid purposes by sending an email request to the following address: misty.m.delong@wv.gov

- 4.3 Convenience Copies:** Bidders should send one convenience copy of their bid to the Purchasing Division.

5. ORDERING AND PAYMENT:

- 5.1 Ordering:** Vendor shall accept orders by regular mail, facsimile, e-mail, or any other written forms of communication. Vendor may, but is not required to, accept on-line orders through a secure internet ordering portal/website. If Vendor has the ability to accept on-line orders, it should include in its response a brief description of how Agencies may utilize the on-line ordering system. Any on-line ordering system must have the capability to restrict prices and available items to conform to the Catalog originally submitted with this RFQ. Vendor shall ensure that its on-line ordering system is properly secured prior to processing Agency orders on-line.

- 5.2 Payment:** Vendor shall accept payment in accordance with the payment procedures of the State of West Virginia. Payment in advance is not permitted under this Contract.

Payment by counties to the successful bidders will be made upon acceptance of completed units by county boards of education. (Acceptance means when a county has determined that ALL manufacturer responsibilities have been met.)

REQUEST FOR QUOTATION
SBUS16 FOR SCHOOL BUSES

West Virginia Minimum Requirements for Design and Equipment of School Buses,
2014 revision may be obtained from:

Mike Pickens, Executive Director
Office of School Transportation
WV Department of Education
1900 Kanawha Blvd., Bldg. 6, Room 215
Charleston, WV 25305
Phone - (304) 558-2711
FAX - (304) 558-8867

6. DELIVERY AND RETURN:

- 6.1 Delivery Time:** Vendor shall deliver standard orders within 120 working days after orders are received. Vendor shall ship all orders in accordance with the above schedule and shall not hold orders until a minimum delivery quantity is met.
- 6.2 Late Delivery:** The Agency placing the order under this Contract must be notified in writing if orders will be delayed for any reason. Any delay in delivery that could cause harm to an Agency will be grounds for cancellation of the delayed order, and/or obtaining the items ordered from a third party.

Any Agency seeking to obtain items from a third party under this provision must first obtain approval of the Purchasing Division.

- 6.3 Delivery Payment/Risk of Loss:** Standard order delivery shall be F.O.B. destination to the Agency's location. Vendor shall include the cost of standard order delivery charges in its bid pricing/discount and is not permitted to charge the Agency separately for such delivery. The Agency will pay delivery charges on all emergency orders provided that Vendor invoices those delivery costs as a separate charge with the original freight bill attached to the invoice.
- 6.4 Return of Unacceptable Items:** If the Agency deems the Desired Items to be unacceptable, the Desired Items shall be returned to Vendor at Vendor's expense and with no restocking charge. Vendor shall either make arrangements for the return within five (5) days of being notified that items are unacceptable, or permit the Agency to arrange for the return and reimburse Agency for delivery expenses. All returns of unacceptable items shall be F.O.B. the Agency's location. The returned product shall either be replaced, or the Agency shall receive a full credit or refund for the purchase price, at the Agency's discretion.

REQUEST FOR QUOTATION
SBUS16 FOR SCHOOL BUSES

6.5 Return Due to Agency Error: Items ordered in error by the Agency will be returned for credit within 30 days of receipt, F.O.B. Vendor's location. Vendor shall not charge a restocking fee if returned products are in a resalable condition. Items shall be deemed to be in a resalable condition if they are unused and in the original packaging. Any restocking fee for items not in a resalable condition shall be the lower of the Vendor's customary restocking fee or 5% of the total invoiced value of the returned items.

7. MISCELLANEOUS:

- 7.1 No Substitutions:** Vendor shall supply only Desired Items submitted in response to the RFQ. Vendor shall not supply substitute items without Purchasing Division approval.
- 7.2 Vendor Supply:** Vendor must carry sufficient inventory of the Desired Items being offered to fulfill its obligations under this Contract. By signing its bid, Vendor certifies that it can supply the Desired Items contained in its bid response.
- 7.3 Reports:** Vendor shall provide quarterly reports and annual summaries to the Agency showing the Agency's items purchased, quantities of items purchased, and total dollar value of the items purchased. Vendor shall also provide reports, upon request, showing the items purchased during the term of this Contract, the quantity purchased for each of those items, and the total value of purchases for each of those items. Failure to supply such reports may be grounds for cancellation of this Contract.
- 7.4 Contract Manager:** During its performance of this Contract, Vendor must designate and maintain a primary contract manager responsible for overseeing Vendor's responsibilities under this Contract. The Contract manager must be available during normal business hours to address any customer service or other issues related to this Contract.

Contract Manager: William D Duncan
Vendor's Address: 408 New Goff Mountain Road
Cross Lanes, WV 25313
Telephone Number: 304-345-2490
Fax Number: 304-759-9087
Email Address: _____

**TITLE 126
LEGISLATIVE RULE
BOARD OF EDUCATION**

**SERIES 89
WEST VIRGINIA MINIMUM REQUIREMENTS FOR DESIGN
AND EQUIPMENT OF SCHOOL BUSES (4334)**

§126-89-1. General.

1.1. Scope. -- This legislative rule provides that the components and construction of school buses be reviewed and updated periodically.

1.2. Authority. -- West Virginia Constitution, Article XII, §2 and W. Va. Code §18-2-5 and §18-5-13.

1.3. Filing Date. -- July 11, 2014.

1.4. Effective Date. -- August 11, 2014.

1.5. Repeal of former rule. -- This legislative rule repeals and replaces West Virginia 126CSR89, West Virginia Board of Education Policy 4334, "West Virginia Minimum Requirements for Design and Equipment of School Buses," hereinafter, Policy 4334, filed September 14, 2007 and effective October 15, 2007.

§126-89-2. Incorporation by Reference.

2.1. A copy of the West Virginia Minimum Requirements for Design and Equipment of School Buses Manual is attached. Copies may be obtained in the Office of the Secretary of State and in the West Virginia Department of Education, Division of Student Support Services

2.2. Summary of rules and regulations.

2.2.a. The West Virginia Board of Education has responsibility to establish Policy 4334 for the transportation of pupils. The West Virginia Department of Education endeavors to carefully consider the selection of components and construction procedures which contribute to the safety, welfare and comfort of those being transported. The school buses are designed and equipped to extend educational opportunities to all students. As such, periodic safety inspections shall be required as referenced by West Virginia Board of Education Policy 4336, West Virginia School Bus Transportation Policy and Procedures Manual, section 2.

2.2.b. Student transportation is an integral part of a comprehensive educational program and a very significant part of the challenge to provide a thorough and efficient system of education.

2.2.c. The repeal/replacement of Policy 4334 is intended to provide updates, corrections, deletions or additions to meet or exceed current Federal Motor Carriers Safety Standards Administration, herein after FMCSA, and the current National Congress on School Transportation Standards for school buses, herein after NCSTS.

126CSR89

§126-89-3. Severability.

3.1. If any provision of this rule or application thereof to any person or circumstance is held invalid, such invalidity shall not affect other provisions or applications of this rule.

**WEST VIRGINIA MINIMUM REQUIREMENTS
FOR DESIGN AND EQUIPMENT OF SCHOOL BUSES MANUAL**

2014 REVISED EDITION

NOTE: Equivalency - Permission to use a device or material as an "equivalent" to that called for in the "requirements" must be requested in writing by the manufacturer or owner. Any item supplied as an "equivalent" must have prior approval, in writing, from the State Executive Director of School Transportation.

New Products - During the first year of production, new products will be subjected to the experimental and field test evaluation procedures with written evaluation provided to the State Executive Director of School Transportation.

Changes - Any changes in design or equipment by counties after receipt of the school bus must have prior approval in writing from the State Executive Director of School Transportation.

SCHOOL BUS CHASSIS

AIR CLEANER

The engine intake air cleaner shall be dry element type and properly installed by the chassis manufacturer to meet engine specifications. Diesel chassis manufacturer shall provide air restriction indicator device. **EXCEPTION:** Type D vehicles with engine in rear are required to have an air restriction indicator mounted in the engine compartment, clearly visible from the rear of the bus.

AXLES

- A. The front and rear axles including suspension assemblies, and all frame to ground components, shall have a gross axle weight rating at ground at least equal to that portion of the load as would be imposed by the chassis manufacturer's maximum gross vehicle weight rating.
- B. All vehicles shall be equipped with appropriate GAWR axles or suspension systems and tires by chassis manufacturer.
- C. Front axle shall be heavy duty bus type and equipped with oil bath (synthetic lubricant) wheel bearings. **EXCEPTION:** Type A buses.

BACK UP ALARMS

All buses shall be equipped with audible electrical warning device, automatically actuated when bus is in reverse gear. Device shall be of 112db, meeting SAE-J99. Device shall be mounted behind rear axle, between frame rails, and shall emit intermittent sound. Variable sound is not permitted.

BRAKES

- A. A braking system including service brake and parking brake shall be provided.
- B. Buses using an air-operated braking system shall be equipped with a Wig Wag warning device, and/or devices readily audible which have a minimum rating of 80 decibels measured at the operator's ear and visible to the operator that will give a continuous warning when the available

126CSR89

air pressure available in the system for braking is 60 psi (pounds per square inch) or less and must remain activated until the system is at or above 60 PSI (pounds per square inch). An illuminated gauge that will indicate to the operator the air pressure in pounds per square inch or the inches of mercury vacuum available for the operation of the brakes shall be provided. ABS automatic traction control system shall be standard on units with air brakes.

1. Air brakes shall be installed on all chassis. EXCEPTION: Electric Powered Vehicle, Type A. and less than 35 passenger vehicles
 2. All air-operated brake systems shall:
 - a. Have S-Cam type on all wheels incorporating long stroke brake chamber. EXCEPTION: Air Disc
 - b. Use the same brand of automatic slack adjuster on all four wheels. EXCEPTION: Air Disc
 - c. Have at least 13.2 CFM air compressor.
 - d. Be protected by a desiccant type air dryer, with an ADIP or equivalent spin-on replaceable filter.
 - e. Be equipped with an engine or an exhaust brake. A manual control, clearly identified, shall be within easy reach of the operator, in addition to a modulated control through the brake treadle valve.
 - f. All brakes must meet or exceed applicable FMVSS standards for braking
 - g. Have a Schrader valve to charge the school bus air system in the event of a compressor Failure
 - h. Be equipped with MGM or equivalent long stroke welded clevis air chambers
Exception: Air Disc
 - i. Be equipped with Arvin Meritor slack adjusters or equivalent
Exception: Air Disc
 3. Any brake system dry reservoir shall be safeguarded by a check valve or equivalent device that in the event of failure or leakage in its connection to the source of compressed air or vacuum, the stored dry air or vacuum shall not be depleted by the leakage or failure.
- C. Buses using a hydraulic assist-booster in the operation of the brake system shall:
1. be equipped with warning signals, readily audible and visible to the operator, that will provide continuous warning in the event of a loss of fluid flow from the primary source, or loss of electric source powering the back-up system.
 2. be equipped with source of hydraulic pressure, automatically initiated upon loss of power from primary source, and operating independently of the primary power source.

- D. All brake lines, power and booster-assist lines shall be protected from excessive heat and vibration, and be installed to prevent chafing.
- E. All brake systems shall be designed to permit visual inspection of brake lining wear without removal of any chassis components.
- F. Air disc type brakes installed by chassis manufacturers are permissible.
- G. Exhaust and engine brakes, and retarders are an approved option for Type C and D school buses. Installation must be made by, or under the supervision of the vehicle manufacturer.

BRAKE, PARKING

Parking brake, when applied, shall remain in applied position despite exhaustion of source of energy used for application or leakage of any kind. All non-park pawl transmissions shall incorporate a park brake interlock that requires the service brake to be applied to allow release of the parking brake.

BUMPERS

All bumpers are to comply with NSTSP

CERTIFICATION

1. Chassis manufacturer shall certify to the State Executive Director of School Transportation that product meets all applicable federal requirements. Chassis seller shall certify to the State Executive Director of School Transportation that product meets all state requirements.
2. The bus shall have a data tag installed on the bus that states the maximum seating capacity which includes the driver.

COLOR

- A. Chassis, including front bumper, shall be black. (Grille may be manufacturer's standard.)
- B. Hood, cowl, and fenders shall be National School Bus Glossy Yellow. (SBMI-008)
EXCEPTION: Hood may be painted low-luster yellow.

DIFFERENTIAL

Differential ratio shall be determined by the dealer to provide the best possible fuel economy/performance balance. In no case shall the ratio be used to limit road speed.

DRIVE SHAFT

- A. Torque capacity of the drive shaft assembly shall exceed maximum engine torque as developed through lowest transmission gear reduction.

- B. Each drive shaft section shall be protected by a metal guard or guards around circumference of drive shaft to prevent whipping through the floor or dropping to the ground if broken.

ELECTRICAL SYSTEM

A. Battery

1. Diesel Power: Three Group 31 batteries with minimum of 1950 CCA total.
2. Battery cables of sufficient length without splices shall be provided by the chassis manufacturer.
 - a. All cables shall conform to SAE Standard J541 with respect to electrical resistance.
 - b. All cable assemblies shall conform to American Trucking Association-Truck Maintenance council (ATA-TMC) RP105.
 - c. Manufacturer shall assure continuous ground integrity.
3. Batteries for Type C and D vehicles shall be mounted in the body skirt by the body manufacturer. In this case the chassis manufacturer shall temporarily mount the battery on the chassis frame, with proper cables of appropriate length for mounting in final location by body manufacturer. All cables, mounting, etc., shall conform to the SBMI Design Objectives Booklet, May 1990 edition. Body manufacturer will be responsible for final cable and connections between batteries. All buses shall be equipped with a body battery disconnect switch to allow the electrical source on the bus body to be turned off in case of an electrical short and when bus is not in use. The switch is to be placed in a location not readily accessible to the driver or passengers. The location shall be labeled and the labeling shall be visible from the exterior of the bus. EXCEPTION: Type D vehicles, rear engine, may have batteries mounted in engine compartment.
4. All batteries will be utilized during engine starting.
5. Battery/batteries shall be furnished by chassis manufacturer.

B. Alternator

1. All Type C and D vehicles shall have an alternator with a minimum charging rate of at least 200 amperes. A/C equipped buses shall have a minimum of a 270 amperes. Exception: Type A must use manufacturer's highest possible capacity alternator.
2. Belt drive shall be capable of handling the rated capacity of the alternator with no detrimental effect on other driven components.

C. Lamps and Signals -

1. USA daytime running lamps are required and will be activated at all times that the engine is running.

D. Wiring

126CSR89

1. All wiring shall conform to current applicable recommended practices of the Society of Automotive Engineers, with the capability of carrying a 10% overload without damage to wiring circuits. All wiring shall use a standard color coding and each chassis shall be delivered with a wiring diagram that coincides with the wiring of the chassis.
2. Chassis manufacturer shall install a readily accessible terminal so that body and chassis electrical load can be recorded through the chassis amp meter without dismantling or disassembling chassis component(s).
3. Chassis voltmeter and wiring shall be compatible with generating capacity. Type AI, D and B vehicles under 35 passengers may have ammeter in lieu of voltmeter.
4. In addition to the main 100 amperes body circuit terminal, chassis manufacturer shall provide the following terminals for body connections:
 - a. Tail lamps.
 - b. Right turn signal.
 - c. Left turn signal.
 - d. Stop lamps.
 - e. Back-up lamps.
 - f. Instrument panel lamps. (Rheostat controlled)
 - g. Ignition circuit.

EXHAUST SYSTEM

- A. After treatment device and tailpipe shall be outside the bus body and attached to the chassis, with hangers designed to accommodate expansion and contraction of the system without damage to the system or hanger(s).
- B. Tailpipe shall be constructed of a corrosion-resistant tubing material at least equal in strength and durability to 16 gauge steel tubing.
- C. Tailpipe shall be flush with but not extend more than 1" beyond the perimeter of the body.
- D. Left side exit is permissible.
- E. Size of tailpipe shall not be reduced after it leaves the muffler/after treatment device.

FENDERS, FRONT

- A. Type C vehicles.

126CSR89

1. Rubber fender extenders shall be provided unless fender design prevents spray from tires to the windshield and mirrors and deletion is approved by the State Executive Director of School Transportation.
2. Front fenders shall be properly braced and free from any body attachment. Adequate clearance shall be maintained between tires and fenders so that contact will not occur under any condition.
3. A fiberglass tilt hood shall be provided with wiring quick-disconnect in engine compartment, located at or near the radiator cradle. All electrical wiring between the fiberglass hood and the engine compartment shall pass through waterproof disconnect device(s) to facilitate removal and/or replacement of the hood.
4. Mud flaps shall be furnished by body manufacturer.
5. Fender/bumper design must prevent direct road spray between fender and front bumper, or a flap must be installed to prevent such spray.

FRAME

- A. Frame or equivalent shall have design and strength characteristics to correspond at least to standard practice for trucks of same general load characteristics which are used for highway service.
- B. Any secondary manufacturer that modifies the original chassis frame shall guarantee the performance of workmanship and materials resulting from such modification.
- C. Any frame modification shall not be for the purpose of extending the wheelbase.
- D. Holes in top or bottom flanges of frame side rail shall not be permitted except as provided in original chassis frame. There shall be no welding to frame side rails except by chassis or body manufacturers.
- E. Frame lengths shall be provided in accordance with SBMI Design Objectives, May 1990 edition.
- F. Frame rails less than 50,000 PSI must be reinforced to prevent cracking.

FUEL TANK

- A. Fuel tank shall have a minimum capacity of 60 gallons with a 55 gallon actual draw, on all buses 47 passengers and above. It shall be filled and vented outside of the body. Construction will prevent the spillage or drainage of fuel on any part of the exhaust system. EXCEPTION: Type A vehicles - Fuel tank shall be manufacturer's standard. All fuel tanks shall be constructed per the manufacturer's standards and with corrosion resistant material.
- B. No portion of the fuel system located to the rear of the engine compartment, except the filler tube, shall extend above the top of the chassis frame rail.
- C. Fuel lines shall be mounted to obtain maximum protection from the chassis frame. Engine supply

126CSR89

line shall be taken from top of tank.

- D. Fuel filter with replaceable element shall be installed between fuel tank and injector pump. Flexible gasoline-and-oil-proof connection shall be provided at engine end of fuel line.
- E. Drain plug of at least 1/4" pipe thread shall be located in center of bottom of tank.
- F. Fill-pipe cap shall be designed to minimize spillage of fuel when bus turns corner in either direction. If venting of fuel tank is done other than through fill-pipe cap, cap shall be of non-vented type. (See provision for fuel systems in current Motor Carrier Safety Regulations.)
- G. A port shall be provided in the fuel tank for auxiliary equipment.

FUEL, ALTERNATE

- A. Alternate fuels are permissible provided they have been adequately tested for installation and use, both in the vehicle and in storage facilities, and meet all federal, state and industry safety requirements, regulations and standards.
- B. Compressed Natural Gas (CNG) or propane (LPG) - See Appendix C & D
- C. Fuel - Bio Diesel (B5) meeting ASTM D6751 specifications.

GOVERNOR

The speed shall be controlled electronically, set at a max speed of 65 MPH.

HEATING SYSTEM, PROVISION FOR

- A. The chassis engine shall have plugged openings for the purpose of supplying hot water for the bus heater system. The opening shall be suitable for attaching 3/4" pipe thread/hose connector. The engine shall be capable of supplying water having a temperature of at least 170 degrees F, at a flow rate of 50 pounds per minute at the return end of 30 feet of one inch diameter automotive hot water heater hose. (SBMI Standard #001 - Standard Code for Testing and Rating Automotive Bus Hot Water Heating Ventilating Equipment.)
- B. SAE 20R3 - Class D2 hose shall be used throughout the bus heating systems. Engine cooling system hose shall meet applicable SAE Standard.
- C. Chassis manufacturers shall supply "heater bibb" connection for bus body supply and return lines. Connection will accept one inch inside diameter hose.
- D. Chassis manufacturers shall supply clear firewall bulkhead area to insure body manufacturer's ability to comply with this section.

HORN(S)

- A. Bus shall be equipped with dual horns of standard make, capable of producing complex sound in bands of audio frequencies between 250 and 2000 cycles per second with a sound level of 110 db

126CSR89

at three feet, per SAE Standard J-377. (Measurement shall be made with meter set at flat response - C weighting.)

- B. Air horns are not permissible.
- C. Covers shall be utilized to keep moisture out of horns.

INSTRUMENTS AND INSTRUMENT PANEL

- A. Lamps in lieu of gauges are not permissible. Chassis shall be equipped with the following instruments and gauges:
 - 1. Speedometer.
 - 2. Odometer or trip meter which will give accrued mileage including tenths of miles.
 - 3. Voltmeter with graduated scale to 16 volts.
 - 4. Oil pressure gauge with red warning lamp to warn of low pressure. If equipped with low oil pressure warning buzzer, the buzzer shall only be activated when ignition switch is in "ON" position.
 - 5. Water temperature gauge, with red warning lamp to indicate overheating.
 - 6. Fuel gauge.
 - 7. Upper beam head lamp indicator.
 - 8. Brake indicator gauge (air). Lamp indicator in lieu of gauge is permissible on vehicles equipped with hydraulic-assist power brake.
 - 9. Turn signal indicator.
 - 10. Automatic transmission temperature gauge. Exception: Type A
 - 11. Tachometer. Exception: Type A
 - 12. Glow plug indicator lamp where appropriate.
- B. All instruments shall be easily accessible for maintenance and repair.
- C. Instruments and gauges shall be mounted on instrument panel clearly visible to operator while in normal seated position.
- D. Instrument panel shall have lamps of sufficient candlepower to illuminate all instruments and gauges, and shift selector indicator for automatic transmission.
- E. Radiator shall be so equipped as to provide a visual fluid level inspection without removal of the radiator cap. The fluid level indicator must be positioned as to afford easy visibility from ground

level.

OIL FILTER

Oil filter or replaceable element or cartridge type shall be provided, and shall be connected by flexible oil lines if it is not of built-in or engine-mounted design. Oil filter shall have a capacity of approximately one quart.

OPENINGS

All openings in floorboard or fire wall between chassis and passenger carrying compartment, such as gear shift lever and parking brake lever, shall be sealed.

PASSENGER LOAD

- A. GVW is the sum of the chassis weight, plus the body weight, plus the operator's weight, plus total seated pupil weight.
 - 1. For purposes of calculation, the operator's weight is 150 pounds.
 - 2. For purposes of calculation, the pupil's weight is 120 pounds.
- B. Actual GVW shall not exceed the chassis manufacturer's gross vehicle weight rating (GVWR) for the chassis.

POWER AND GRADEABILITY

- A. Gross vehicle weight (GVW) shall not exceed 185 pounds per certified net published horsepower of the engine at the manufacturer's recommended maximum number of revolutions per minute.

The following chart presents the minimum horsepower and/or torque requirements for engines to be used in chassis accommodating bus bodies of the respective capacities.

DIESEL POWER

Passenger Capacity	Minimum Gross Horsepower/Torque
Under 35	130 HP/420
35 - 46	200HP/520
47 - 64	220HP/520
65 - 78	230HP/560
79 - 83	240HP/620
84 - 91	245HP/660

- 1. Type C and D vehicles shall be equipped with positive locking hand throttle, or a fast idle control

126CSR89

- device.
2. All engines shall be equipped with an automatic engine cooling fan.
 3. An engine block heater of 750 watts minimum shall be provided. A recessed and covered receptacle for the block heater shall be mounted in the front bumper. EXCEPTION: Type AI, D and B vehicles under 35 passengers, manufacturer's standard. Type D vehicles, rear engine - receptacle shall be located in the rear. Type D vehicles, front engine - receptacle may be mounted to the bus body in front of the service door.
 4. Electrical key shut down shall be required.
 5. An installed closed combustion fuel fired heater is not permissible.
 6. Warranty for the engine shall be 5 years/100,000 miles. All available warranty information must be provided to the purchaser.
 7. Noise acoustical abatement package is required. EXCEPTION: Rear engine vehicles.
 8. A maximum idle time shall be set at 10 minutes. Exception: Lift equipped buses

SHOCK ABSORBERS

Buses shall be equipped with front and rear double-action shock absorbers compatible with manufacturer's rated axle capacity, at each wheel location.

SPRINGS/SUSPENSION

- A. Air suspension systems are standard on rear axle only. EXCEPTION: Type A.
- B. Capacity of springs or suspension assemblies shall be equal to or exceed axle rating, except when otherwise specified in bid invitation.
- C. Clearance between springs and tire, and between tires, shall provide ample space for use of triple side dual chains.

STEERING GEAR

- A. All chassis shall be equipped with heavy duty power steering of integral type with integral valves. Design shall provide a means of lubrication for all wear points, if wear points are not permanently lubricated.
- B. Steering mechanism shall provide for easy adjustment for lost motion.
- C. No changes shall be made in steering apparatus which are not approved by chassis manufacturer.
- D. There shall be clearance of at least 2" between steering wheel and cowl instrument panel, windshield, or any other surface.

126CSR89

- E. All chassis shall be equipped with a tilt steering wheel having a minimum diameter of eighteen (18) inches.

TIRES AND RIMS

- A. Standard profile tubeless tires and rims of proper size with load ratings that equal or exceed axle ratings in these requirements shall be provided.
- B. Dual rear tires shall be provided.
- C. First line steel belted radial tires are required.
- D. Hub piloted wheels are standard. Stud piloted disk wheels are optional.
- E. Bus must have original installed tire size on data plate

TOW HOOKS

Front and rear tow hooks shall be installed by chassis manufacturer and shall be at least 200 degrees spiral, have a minimum inside diameter of 2.4 inches and mounted parallel to bus frame rail. Hooks shall be mounted in such a manner that the danger of the hooks becoming accidentally caught on objects on the ground is reduced.(horizontally mounted preferred).

TRANSMISSION

- A. Automatic transmissions shall be equivalent to either the Allison2500 PTS—5 or 6 speed for buses of 35 to 76 passenger capacity inclusive or the 3000 PTS -5 or 6 speed for buses of 77 to 90 passenger capacity. Minimum fluid requirements for the automatic transmission is to be Transynd or TES 295 approved fluids synthetic fluids. Warranty for the transmission shall be 5 yrs. / unlimited mileage
- B. Auto transmissions shall be programmed at the factory in the performance mode as the default setting.

TURNING RADIUS

- A. Chassis with a wheelbase of 264" or less shall have a right and left turning radius of not more than 422 feet, curb to curb measurement.
- B. Chassis with a wheelbase of 265" or more shall have a right and left turning radius of not more than 442 feet, curb to curb measurement.

SCHOOL BUS BODY

AISLE

All emergency exit doors shall be accessible by a 12-inch minimum aisle. The aisle shall be unobstructed at all times by any type of barrier, seat, wheelchair or tie-down, unless a flip seat is installed and occupied. The track of a track seating system is exempt from this requirement. A flip seat in the unoccupied (up) position shall not obstruct the 12-inch

minimum aisle to any side emergency exit door.

CEILING

See Insulation and Interior,

CHAINS

B. See Wheel Housings

CHILD REMINDER SYSTEM

Alarm device that activates when the red warning lights are activated, and requires the operator to walk to the rear of the bus and operate a deactivation device within 30 to 60 seconds after the ignition is in the off position or a bus horn will begin blowing. A pre-warning device shall be included

COLOR

- A. The school bus body shall be painted uniform "National School Bus Glossy Yellow" in compliance with NSTSP
- B. Primer shall be 3/4 - 1 mil and 1 2 - 2 mils of yellow paint.
- C. Reflective material shall be installed on the bus. Material shall be automotive engineering grade or better, meeting initial reflectance values in FHA FP-85 and retaining at least 50% of those values for a minimum of six years. Reflective materials and markings shall include any or all of the following:
 1. "SCHOOL BUS" Signs: shall be marked with reflective National School Bus Glossy Yellow material comprising background for lettering of the front and rear "SCHOOL BUS" signs.
 2. Sides of bus body - shall be marked with reflective National School Bus Glossy Yellow material at least 1 3/4" but not more than 2" in width, extending the length of the bus body and located (vertically) as close as practicable to the floor line. Emergency window exits shall be marked with no greater than 1 3/4" in width strip of reflective National School Bus Glossy Yellow material. Top, bottom and each side shall be outlined.
 3. Rear of bus body shall be marked with reflective material per NSTSP.

CONSTRUCTION

- A. Construction shall be of prime commercial quality steel or other material with strength at least equivalent to all steel as certified by body manufacturer. Fiberglass or other composite materials are acceptable provided the construction meets all federal standards and the manufacturer certify the materials to be of durable construction.
- B. Construction shall meet the NSTSP for the Side Intrusion Test.
- C. Bus body shall meet the Colorado Rack Test

D. Bus bodies shall be minimum 77" headroom. EXCEPTION : Type A

DOORS

A. Service Door

1. Service door shall be under control of the operator, and designed to afford easy release and prevent accidental opening and controlled by a three position switch that is installed to left of the operator. When the hand lever is used, no part shall come together to shear or crush fingers. A power operated service door is required on Type C and D buses.
2. Service door shall be located on right side of bus opposite operator and within direct view of operator and a decal shall be installed on the inside of the door with proper opening instructions when the front or rear side requires it to be released first.
3. Service door shall have minimum horizontal opening of 24" and minimum vertical opening of 68".
4. Service door shall be an outward opening door equipped with a grab handle on the outside of the door.
5. There shall be no door to left of the operator on Type C and D vehicles. Type AI and II and B vehicles under 35 passengers may be equipped with chassis manufacturer's standard door.
6. All doors shall be equipped with padding at the top edge of each door opening. Pad shall be at least 3" wide and 1" thick and extend the full width of the door opening.
7. Service door shall be equipped with a vandal lock. EXCEPTION: Type AI and II van cutaway with lockable operator side door.
8. Stainless steel hand rail, sufficiently anchored, not less than 20" in length, designed with smooth contour to prevent catching of belts or articles of clothing shall be provided on the rearward side of the service door entrance. Additional forward side grab handle is permissible.

B. Emergency Door

1. A vandal lock shall be installed on all emergency doors. It shall be wired into the ignition and/or starting circuit to prevent starting of the engine with the door locked and shall be equipped with and audible alarm to alert the driver that the vandal lock is engaged.

EMERGENCY EXITS

A. Body shall be equipped with roof safety hatches that combine the following functions in each unit:

1. Multi-position, fresh air ventilation without static vents.

2. A full hand grip release handle(s) permitting operation as emergency exit(s), accessible inside and outside the vehicle.

- B. Each emergency exit shall comply with the current adopted version of the NSTSP.

FASTENING DEVICES

- A. Belt Cutter – Each bus shall be equipped with a durable webbing cutter having a full width handgrip and a protected, replaceable or non-corrodible blade. The required belt cutter shall be mounted in a location accessible to the seated driver in an easily detachable manner.

FIRE EXTINGUISHER

- A. Each bus shall be equipped with at least one pressurized, dry chemical-type fire extinguisher of total metal construction, refillable, securely mounted with spring steel friction fit bracket. A pressure gauge shall be mounted on the extinguisher to be easily read without removing the extinguisher from its mounted position.
- B. The fire extinguisher shall be of a type approved by the Underwriters Laboratories, Inc., with a total rating of not less than 2A-10-BC. The operating mechanism shall be sealed with a type of seal which will not interfere with use of the fire extinguisher.

FIRST AID KIT

- A. Bus shall have removable, moisture and dust proof first aid kit mounted in full view in an accessible place within the operator's compartment. This place shall be properly identified.
- B. The minimum requirement is a 35 unit kit with contents as follows:

Bandage Compress, (sterile gauze pads) 4"	5 units
Bandage Compress, (sterile gauze pads) 2"	6 units
Adhesive Absorbent Bandage (adhesive tape) 1"	5 units
Triangular Bandage, 40"	4 units
Gauze Bandage, 4"	5 units
Absorbent-Gauze Compress	6 units
Wire Splints	1 unit
Non Latex Gloves	1 unit
Kindergarten Scissors	1 unit
Mouth-to-Mouth Airway (plastic breathing shield)	1 unit

- C. Mounting bracket shall be able to sustain a 20 G force load in any direction except upward.

D. Body fluid clean-up kit.

1. Each bus shall carry a Grade A metal or rigid plastic kit, mounted in an accessible place and identified as a body fluid clean-up kit with a directions-for-use sheet attached to the inside cover.
2. The kit shall be moisture resistant.
3. Contents shall include but not be limited to the following items:
 - a. One pair non latex gloves.

B. One pick-up spatula or scoop.

- c. One face mask.
- d. Infectious liquid spill control powder.
- e. Anti-microbial hand wipes - individually wrapped.
- f. Germicidal disinfectant wipes tuberculocidal.
- g. Plastic bag with tie.

FLOOR

B. Floor shall be of prime commercial quality steel of at least 14 gauge or other material equivalent in strength to 14 gauge steel. Floor shall be covered with approximately 19/32" thickness plywood, at least five ply, and shall equal or exceed properties of exterior type pressed wood or marine grade plywood, C-D Grade, as specified in standard issued by Department of Commerce. (Commercial Standard CS45-60, Douglas Fir Plywood: A Recorded Voluntary Standard at the Trade as amended.) Floor shall be level from front to back and from side to side, except in wheel housing, toe board and operator's seat platform areas.

D. All openings between chassis and passenger-carrying compartment made due to alterations by body manufacturer must be sealed.

FLOOR COVERING

- A. Floor covering shall be of high quality, heavy duty elastomeric material with a rating of self-extinguishing (a burn rate of 0.1 mm or less) when tested in accordance with FMVSS302, paragraph S4.3 (b) meeting current NSTSP. Floor covering shall have a smooth back.
- B. Floor covering shall be permanently bonded to the sub-floor and must not blister, crack or grow with reasonable use and maintenance. Bonding of adhesive material shall be waterproof and shall be of type recommended by the manufacturer of floor covering material. All seams or joints in flooring shall be sealed with waterproof sealer.
- C. Floor covering, in the aisle area, shall be ribbed, non-skid type. Minimum overall thickness shall be 0.187".
- D. Floor covering for under seat area, top of wheel housing, operator's compartment and toeboard

126CSR89

shall be smooth non-skid type and shall have a minimum thickness overall of 0.125". Covering shall be securely bonded to contour of wheel housing.

- E. Cove molding shall be used along side walls and rear corners. Metal or equivalent aisle joint strips shall be used to protect joints of flooring. However, painstaking care must be exercised to assure joints are properly fitted and sealed prior to fitting strips or molding to floor. Aisle strips shall be so shaped that the edges of same shall be drawn and held firmly to the flooring material. Welded seam one piece construction is permissible.
- F. Floor construction shall provide a properly sealed opening for access to fuel gauge sending unit and/or in-tank fuel pump for all buses 35 passenger and above.
- G. Floor covering shall not be black in color. EXCEPTION: Molded wheel housing covers.

FUEL PORT DOOR

- A. Body manufacturer shall furnish a fuel port door on all vehicles
- B. All diesel powered vehicles shall have a fuel door labeled (Diesel) within six inches of the door.
- C. Fuel port door shall have a securement device

HEATERS

Heating System

1. The heater shall be hot water.
2. If only one heater is used, it shall be fresh-air or combination fresh-air and recirculation type.
3. If more than one heater is used, additional heaters may be re-circulating air type.
 - A. A mid-body heater of 50K BTU for buses that carry 65 passengers and up.
 - B. Each heater is to be independently controlled by a switch
 - C. Each heater shall be attached to a separate circuit breaker or an FET.
4. The heating system shall be capable of maintaining bus interior temperatures, as specified in test procedure SAE J2233.
5. All forced-air heaters installed by body manufacturers shall bear a name plate that indicates the heater rating in accordance with SBMTC-001, *Standard Code for Testing and Rating Automotive Bus Hot Water Heating and Ventilating Equipment*. The plate shall be affixed by the heater manufacturer and shall constitute certification that the heater performance is as shown on the plate.
6. Heater hoses shall be adequately supported to guard against excessive wear due to vibration. The hoses shall not dangle or rub against the chassis or any sharp edges and shall not interfere with or restrict the operation of any engine function. Heater hoses shall conform to SAE J20c, *Coolant System Hoses*. Heater lines on the interior of the bus shall be shielded to prevent scalding of the driver or passengers.
7. Each hot water system installed by a body manufacturer shall include one shutoff valve in the pressure line and one shut-off valve in the return line, with both valves at the engine in an

126CSR89

accessible location, except that on Types A and B buses the valves may be installed in another accessible location.

8. All heaters in the passenger compartment shall be equipped with a device, installed in the hot water pressure line, which regulates the water flow to all passenger heaters. The device shall be conveniently operated by the driver while seated. The driver and passenger heaters may operate independently of each other for maximum comfort.
9. Accessible bleeder valves for removing air from the heater shall be installed in an appropriate place in the return lines of body company-installed heater.
10. Access panels shall be provided to make heater motors, cores and fans readily accessible for service. An exterior access panel to the driver's heater may be provided.
11. At least one auxiliary fan, six inches in diameter shall be installed, suspended from above on the driver's side of the windshield, and can be adjusted for maximum effectiveness. The fan blade shall be covered with a protective cage. Each fan shall be controlled by a separate switch. Auxiliary fans are not to be considered as part of the primary defrosting and defogging system

IDENTIFICATION

- A. Body shall bear words "SCHOOL BUS" in black letters at least 8" high on both front and rear of body. Lettering shall be placed as high as possible without impairment of its visibility. Lettering shall conform to "Series B" of Standard Alphabet for Highway Signs. Decals or vinyl lettering are permissible. "SCHOOL BUS" signs shall be marked with reflective National School Bus Glossy Yellow comprising background for lettering of the front and/or rear "SCHOOL BUS" signs.
- B. Every bus shall be lettered "..... COUNTY SCHOOLS", on both sides of bus, and numbered on both sides and rear. Numbers on both sides shall be near front, in line with lettering. Lettering and numbering on sides of bus shall be at least 6" high. Decals or vinyl lettering are permissible.
- C. The number of the bus shall be 5" in height, in white or yellow, displayed on either the front bumper or the crossing arm.

INSULATION

- A. Ceiling, walls, and bulkhead or bow cavities shall be fully insulated with proper material applied inside of outside panels by spray to deaden the sound.
- B. Ceiling and walls shall be fully insulated with a thermal insulation that is fire resistant, UL approved, with a minimum R-value of 5.5. Insulation shall be installed so as to prevent sagging.
- C. Additional interior noise abatement /acoustical package are permissible over and above.

INTERIOR

- A. Interior of bus shall be free of all unnecessary projections likely to cause injury. This requires inner lining on ceilings and walls. If ceiling is constructed so as to contain lapped joints, forward panel shall be lapped by rear panel and exposed edges shall be beaded, hemmed, flanged, or

126CSR89

otherwise treated to minimize sharp edges.

- B. Cowl shall not be modified, or accessories installed, to interfere with operator's visibility of gauges on instrument panel.
- C. Flammability of interior materials shall meet FMVSS 302.
- D. Interior color of seats, panels, head bumpers, and floor covering shall not be black.
- E. Every school bus shall be constructed so that the noise level taken at the ear of the occupant nearest to the primary vehicle noise source shall not exceed 85 dBA when tested according to the procedure found in the Noise Test Procedure - National Minimum Requirements.
- F. Full length acoustical ceiling shall be provided.

LAMPS AND SIGNALS

- A. All lamps, including installation shall conform to current standards and recommendations of SAE, West Virginia Motor Vehicle Law and FMVSS 108.

- B. Head Lamps

Head and tail lamps shall be combined on a single circuit, served by a separate circuit breaker or field effect transistors, (hereafter FET). There shall be no other electrical load added to the head lamp circuit.

- C. Clearance and Side-Marker Lamps

Clearance, side-marker, and identification lamps shall be protected or flush mounted and combined in a circuit controlled by the same switch.

- C. Tail and Stop (Brake) Lamps

- D. Backup Lamps

Two 7inch lamps or equivalent required

- F. Interior Lamps

1. Interior lamps shall include two rows of dome lamps installed on two circuits so that lamps in front half and lamps in rear half of bus is on separate circuits.
2. A stepwell light which adequately illuminates stepwell shall be provided. It shall be connected in the clearance lamp circuit and activated when the service door is opened.

- G. School Bus Alternately Flashing Signal Lamps

- a. The bus shall be equipped with two red lamps at the rear of the vehicle and two red lamps at the front of the vehicle, in addition to the four red lamps, four amber lamps shall be installed, so that 1 amber lamp is located near each red signal lamp the same level but closer to the

126CSR89

vertical centerline of the bus. The system of red and amber signal lamps shall be wired so that amber lamps are energized manually. The red lamps are automatically energized and amber lamps are automatically dc-energized when stop signal arms are extended or when the bus entrance door is opened. An amber pilot lamp and a red pilot lamp shall be installed adjacent to the driver controls for the flashing signal lamp to indicate to the driver which lamp system is activated.

- b. Red lamps shall flash any time stop signal arm is extended.
- c. All flashers for alternately flashing red and amber signal lamps shall be enclosed in the body of a readily accessible location.
 1. Each school bus shall be equipped with a system consisting of four red signal lamps designed to conform to SAE Standard J887, and four amber signal lamps designed to that standard except for color, and except that their candlepower shall be at least 2 1/2 times that specified for red signal lamps. This system, stop arm, and crossing arm shall be wired through a master switch, but NOT through vehicle ignition switch.
 2. Shields over lamps, painted black are required
 3. The system shall be wired so that the amber signal lamps are activated only by hand operation and, if activated, are automatically deactivated, and red signal lamps are automatically activated when the bus entrance door is opened.
 4. There shall be an indicator lamp which shall go on when the respective amber or red systems are actuated. The pilot lamp shall either go out or flash at an altered rate in the event the system is not functioning normally.
 5. Signal lamp system shall operate as follows:
 - a. With master switch on, entrance door closed, depress hand switch. Red pilot lamp and amber signals shall go on.
 - b. Open entrance door. Amber pilot lamp and amber signal lamps shall go off, and red pilot lamp and red signal lamps shall go on. Stop arm, if air or electrically powered, shall automatically extend.
 - c. Close entrance door. Red pilot lamp and signal lamps shall go off, and stop arm, if air or electrically powered, shall retract immediately.
 - d. Open entrance door without depressing hand switch. Red pilot lamp and red signal lamps shall go on. Stop arm, if air or electrically powered, shall automatically extend.
 - e. With master switch off, depressing hand switch shall not actuate the amber signal system, nor shall opening entrance door actuate the red signal system and stop arm.
 - f. The vehicle's red loading lights shall have the ability to be activated with the key in the on or off position. If the system utilizes a single switch to activate the red lights it shall be protected against possible accidental activation while the bus is in motion.

126CSR89

- g. All loading light controls shall be to the left of the operator.

6. Installation Requirements

- a. Each flashing signal lamp shall be mounted with its axis substantially parallel to longitudinal axis of vehicle.
- b. Front and rear alternately flashing signal lamps shall be spaced as far apart laterally as practicable.
- c. Alternately flashing signal lamps shall be mounted at the front above the windshield and at the rear so that the lower edge of lens is not lower than top line of the side window.
- d. Vertical and lateral vision of the front and rear alternately flashing warning lamps shall not be obstructed by any part of the body or lamphouse insofar as standard bus body construction shall permit.
- e. Area around each lamp shall have readily visible black border for contrast purposes.
- f. A separate fuse, circuit breaker, or FET adequate to prevent damage to the system in the event of a dead short, shall be provided between the power source and the master switch.

H. Roof Mounted Strobe Lamp

A strobe lamp, white in color, shall be mounted on the roof of the school bus. The lamp shall be a maximum of 5" in height, located on the center line of the roof four to six feet from the rear of the bus, and rear of the roof hatch. The strobe lamp shall be a double flashing Class 2, with a minimum of 10 joules.

I. Turn Signal Lamps

- 1. Shall meet the NSTSP standard.
- 2. Type AI, B, C and D vehicles shall have a protected lamp mounted on right side behind service door and on left side behind stop arm signal, wired in the turn signal circuit.

J. Emergency Warning Device

Each school bus shall be supplied with a minimum of at least three reflective triangle road warning devices in a container supplied but not mounted by the body manufacturer.

- K. Exterior skirt mounted landing lamp at entrance door.

MIRRORS

- A. Interior Mirror

126CSR89

Interior mirror shall be either clear view laminated glass or clear view glass bonded to a backing which retains the glass in the event of breakage. Mirror shall be a minimum of 6" x 30".
EXCEPTION: Type AI and II vehicles may be 6" x 16".

B. Exterior Mirrors

1. All exterior mirrors, are to be heated and must conform to FMVSS 111.
2. Remote controlled external rear view mirrors are permissible.

MOUNTING

Body to chassis mounting shall:

- A. Meet the NSTSP standards. Provide adequate body to chassis insulation with permanently installed insulators.

MUD FLAPS

- A. Mud flaps or guards are required and shall be provided by the body manufacturer for both front and rear wheels. They shall be constructed of heavy duty multi-ply mud flap material.
- B. Front mud flaps or guards shall be of adequate size to protect body areas vulnerable to road debris from wheels, and mounted to be free of wheel movement at all times.
- C. Rear mud flaps or guards shall be comparable in size to width of rear wheel housing, and shall reach within approximately 9" of the ground when bus is empty. They shall be mounted at a distance from the wheels that will permit free access to spring hangers for lubrication and maintenance, and to prevent heir being pulled off while vehicle is in reverse motion, or damaged by tire chains.

OVERALL LENGTH

Overall length of bus shall not exceed 45 feet

OVERALL WIDTH

Overall width of bus shall not exceed 102", excluding authorized safety equipment.

RUB RAILS

- A. There shall be at least three black rub rails located as follows:
 1. One at seat level.
 2. One at floor level.
 3. One at bottom of body skirt. EXCEPTION: Type AII vehicles.

126CSR89

- B. Rub rails shall extend from the rear of the entrance door completely around the bus to point of curvature near outside cowl on left side. At least one rub rail will extend around rear of bus. EXCEPTION: Type D vehicles with rear engine.
- C. Rub rails shall be one piece except where broken by emergency door, wheel housings, battery box, access panels, corner of bus, etc. All ends shall be capped.
- D. Rub rails shall be securely attached at least twice to each body post and upright structural member within their length.
- E. Rub rails shall be 4" or more in width, of 16 gauge steel or suitable material of equivalent strength, and constructed in corrugated or ribbed fashion.
- F. Rub rails shall be applied outside body or outside body posts. Pressed-in or snap-on rails do not satisfy this requirement.

SEAT BELT FOR OPERATOR

A type 2 lap belt/shoulder belt shall be provided for the operator. On buses where the driver's seat and upper anchorage for the shoulder belt are both attached to the body structure, a driver's seat with an integrated Type 2 lap/shoulder belt may be substituted. On buses where the driver's seat and upper anchorage for the shoulder belt are separately attached to both body and chassis structures (i.e., one attached to the chassis and the other attached to the body), a driver's seat with an integrated Type 2 lap/shoulder belt should be used. The assembly shall be equipped with an emergency locking retractor for the continuous belt system. On all buses except Type A that are equipped with a standard chassis manufacturer's driver's seat, the lap portion of the belt system shall be guided or anchored to prevent the driver from sliding sideways under the belt system. The lap/shoulder belt shall be designed to allow for easy adjustment in order to fit properly and to effectively protect drivers varying in size from 5th percentile adult female to 95th percentile adult male. Lap belt/shoulder belt shall be orange in color.

SEATS

- A. All seats shall have minimum depth of 15". The first row of seats on all buses shall be simultaneous load seat belt ready seats equipped with lower anchor and tether for children (LATCH). For the purpose of securing child infant seats the seats must meet FMVSS 210, FMVSS 222 and FMVSS 225 requirements. All such 39 inch and larger passenger seats must be equipped with two sets of anchorage points per bench seat. All such passenger seats with a seat width of less than 36 inches must be equipped with one set of anchorage points per bench seat
- B. All seats and crash barriers must comply with all applicable FMVSS standards
- C. No bus shall be equipped with jump seats or portable seats.
- E. Integrated child safety (with or without ISO Latch) seats are permissible except adjacent to an emergency exit window
 - 1. Integrated safety seat with 3point lap shoulder belt permissible throughout
- F. Forward-most pupil seat on right side of bus shall be located to not interfere with operator's

126CSR89

vision, not farther forward than the crash barrier behind operator, or rear of operator's seat when adjusted to its rear-most position.

- G. A modesty panel will be provided under the right and left front crash barrier.
- H. All restraining barriers and passenger seats shall meet the criteria contained in FMVSS 302.
- I. Operator's seat shall be of the high-back type air ride with a minimum seat back adjustment of 15 degrees and with a head restraint to accommodate a 95 percentile adult male (95 percentile adult male as defined in FMVSS 208). It shall have an adjustment clip on the integrate 3-point belt that will adjust to any size driver. The seat shall have a lumbar support
- J. Type A-II vehicle bodies shall be equipped with restraining barriers conforming to FMVSS 222 "School Bus Passenger Seating - Crash Protection."

STEPS

- A. The first step at the entrance door shall be not less than 10 inches and not more than 14 inches from the ground when measured from the top surface of the step to the ground, based on standard chassis specifications, except that on Type D vehicles, the first step at the entrance door shall be 12 inches to 16 inches from the ground. An auxiliary step may be provided to compensate for the increase in ground-to-first-step clearance. The auxiliary step is not required to be enclosed.
- B. Step risers shall not exceed a height of 10 inches. **Exception:** When plywood is used on a steel floor or step, the riser height may be increased by the thickness of the plywood.
- C. Steps shall be enclosed to prevent accumulation of ice and snow.
- D. Steps shall not protrude beyond the side body line.

STEP TREADS

- A. All steps, including the floor line platform area, shall be covered with an elastomer floor covering having a minimum overall thickness of 0.187 inch.
- B. The step covering shall be permanently bonded to a durable backing material that is resistant to corrosion.
- C. Steps, including the floor line platform area, shall have a 1½ inch nosing that contrasts in color by at least 70% measured in accordance with the contrasting color specification in 36 CFR, Part 1192, ADA, *Accessibility Guidelines for Transportation Vehicles*.
- D. Step treads shall have the following characteristics:
 - 1. Abrasion resistance: Step tread material weight loss shall not exceed 0.40 percent, as tested under ASTM D-4060, *Standard Test Method for Abrasion Resistance of Organic Coatings by the Taber Abraser*, (CS-17 Wheel, 1000 gram, 1000 cycle);
 - 2. Weathering resistance: Step treads shall not break, crack, or check after ozone exposure (7 days at 50 phm at 40 degrees C) and Weatherometer exposure

126CSR89

(ASTM D-750, *Standard Test Method for Rubber Deterioration in Carbon-Arc Weathering Apparatus*, 7 days); and

3. Flame resistance: Step treads shall have a calculated burn rate of .01 or less using the test methods, procedures and formulas listed in FMVSS No. 302, *Flammability of Interior Materials*.

STOP SIGNAL ARM AND CROSSING CONTROL ARM

- A. There shall be a stop signal arm installed on the left outside of the body which shall be equipped with a wind guard. Arm shall be of an octagonal shape with white letters and border, a red background, and be of reflective material. Two alternately flashing, high intensity, red strobe lamps (LED are permissible) visible from both sides of the sign shall be provided. The stop signal arm shall be air operated. The stop signal arm shall be capable of instantly reversing directions at anytime during its cycle and immediately returning to the open or closed position in response to the operators command through the operation of the door.
- B. A solid piece crossing control arm, mounted to the right front bumper of the bus, shall be required. The device shall be air powered. The crossing control arm shall be wired in conjunction with the stop signal arm and the alternately flashing signal lamp. Crossing arm shall be equipped with an electromagnetic or other device to hold the arm to the bumper when the arm is not activated.

STORAGE COMPARTMENT

Two metal compartment of adequate strength and capacity for storage of tire chains, tow chains, and such tools as may be necessary for minor repairs shall be provided. Such storage compartment shall be located outside passenger compartment. The dimensions of this compartment shall be a minimum of 25" long, 16" wide and 12" high. EXCEPTION: Type A vehicles are not required to meet this standard & Vehicles with air conditioning or larger luggage compartments.

A door with locks keyed alike, as well as a proper latch, shall be provided. Such compartment shall be constructed of highly non-corrosive metal, and provision for drainage of water resulting from snow and ice on tire chains shall be provided. EXCEPTION: Special Education bus compartment may be on left or right.

SUN SHIELD

Interior adjustable, transparent, tinted sun shield approximately 6" x 30" shall be provided. Sun shield must be capable of being turned to an angle of 180 degrees when not in use. EXCEPTION: Type A and B vehicles under 35 passengers, manufacturer's standard.

- B. Body manufacturers shall provide rear tow hooks on all vehicles.

UNDERCOATING/METAL TREATMENT

- A. All metal used in construction of bus body shall be zinc coated, aluminum-coated, or treated by equivalent process before bus is constructed. Excluded are such items as door handles, grab handles, interior decorative parts, and other interior plated parts.

- B. All metal parts that will be painted shall be, in addition to other requirements, chemically cleaned, etched, zinc phosphate coated, and zinc chromate or epoxy primed or conditioned by equivalent process.
 - C. In providing for these requirements, particular attention shall be given lapped surfaces, welded connections of structural members, cut edges, punched or drilled hole areas in sheet metal, closed or box sections, unvented or undrained areas, and surfaces subjected to abrasion during vehicle operation.
 - D. As evidence that above requirements have been met, samples of materials and sections used in construction of bus body, when subjected to 1000-hour salt spray test as provided for in latest revision of ASTM designation; B-117 "Standard Method of Salt Spray (Fog) Testing", shall not lose more than 10% of material by weight.
 - F. Entire underside of bus body, including floor sections, cross member, chassis and below floor line side panels, shall be coated with rust-proofing compound for which compound manufacturer has issued notarized certification of compliance to bus body builder that compound meets or exceeds all performance requirements of United States Department of Defense Specification MIL-C-62218A using modified test procedures* for following requirements:
 - 1. Salt spray resistance - pass test modified to 5% salt and 1000 hours.
 - 2. Abrasion resistance - pass.
 - 3. Fire resistance - pass.
- * Test panels are to be prepared in accordance with paragraph 4-6.12 of TT-C-520b with modified procedure requiring that tests be made on a 48 hour air cured film at thickness recommended by compound manufacturer.
- F. Undercoating compound shall be applied with suitable airless or conventional spray equipment to recommended film thickness and shall show no evidence of voids in cured film.

VENTILATION

- A. Body shall be equipped with suitable, controlled ventilating system of sufficient capacity to maintain proper quantity of air under operating conditions without opening of windows except in extremely warm weather.
- B. Static-type non-closable exhaust ventilation shall be installed in low-pressure area of roof.
- C. Air conditioning which meets all applicable federal standards is an approved option.
- D. At least one auxiliary fan shall be installed, suspended from above at the driver's side of the windshield, where it can be adjusted for maximum effectiveness. The fan blade shall be covered with a protective cage. The fan shall be controlled by a separate switch. Location must adhere to manufacturer's standard.

WHEEL HOUSINGS

126CSR89

- A. Wheel housings shall be of full open type.
- B. Wheel house openings shall allow for easy tire removal and service.
- C. Wheel housings shall be designed to support seat and passenger loads, and shall be attached to floor sheets in such manner to prevent any dust or water from entering the body.
- D. Inside height of wheel housings above floor line shall not exceed 12".
- E. Wheel housing shall provide clearance for installation and use of tire chains on single or dual power-driving wheels.
- F. Rubber fenders that adequately protect sides of body from tire spray shall be provided.

WINDSHIELD AND WINDOWS

- A. All glass in windshield, windows, and doors shall be of approved safety glass (current Safety Code for Safety Glazing Motor Vehicles Operating on Land Highways Z-26.1) so mounted that permanent mark is visible, and of sufficient quality to prevent distortion of view in any direction. All glazing materials shall comply with FMVSS-205 and FMVSS-219.
- B. Windshield shall have horizontal gradient band starting slightly above operator's line of vision and gradually decreasing in lamp transmission to 20% or less at top of windshield. EXCEPTION: Type AI and II, B and D vehicles may use tinted windshield if gradient band is not available.
- C. All buses are required to be equipped with split-sash windows.
- D. Glass in all side and rear windows shall be of AS-3 grade or better, as specified by American Standards Association, Code Z-26.1.
- G. Other than emergency exits designated to comply with FMVSS No. 217, *Bus Emergency Exits and Window Retention and Release*, each side window shall provide an unobstructed opening of at least 9 inches high (but not more than 13 inches high) and at least 22 inches wide, obtained by lowering the window. One window on each side of the bus may be less than 22 inches wide.
- F. Latch shall be designed to latch positively and securely, with ease of release that would enable pupils to open in an emergency.
- G. Window drip rail which does not interfere with size of window opening shall be furnished.
- H. The operator's window shall be of sliding type. Double glazing is strongly recommended. EXCEPTION: Type AI and II vehicles, manufacturer's standard.
- I. Windshields shall comply with federal, state and local regulations.
- J. Emergency windows shall be vertically hinged

WINDSHIELD WASHERS

126CSR89

- A. A windshield washer reservoir shall be furnished, and shall be at least three (3) quart capacity unless space restrictions limit size of container.
- B. Solvent shall be directed onto windshield through jets in the wiper arm.

WINDSHIELD WIPERS

Bus shall be equipped with intermittent-speed wipers. Windshield wipers shall be powered by motor(s) on all vehicles. (Must meet SAE standard J198)

WIRING

- A. All wiring and lamps shall conform to current SAE standards and FMVSS 108.
- B. Chassis to body current shall be controlled through a continuous duty or ECS solenoid of at least 105 ampere capacity.
- C. All wiring shall have an ample capacity of exceeding design load of at least 25 percent.
- D. Body wiring diagram, sized to be easily read, shall be furnished with each bus body or affixed to an area convenient to the electrical accessory control panel.
- E. Each wire passing through metal openings shall be protected by a grommet.
- F. Wires not enclosed within the body shall be fastened securely at intervals of not more than 18 inches. All joints shall be soldered or joined by equally effective connectors which shall be water and corrosion resistant.
- G. Circuits
 - 1. Wiring shall be arranged into at least the following circuits:
 - a. Head, tail, stop (brake) and instrument panel lamps.
 - b. Clearance, stepwell and body control panel. Stepwell lamp shall be activated when service door handle is in the unlatched position. Control panel lamps may be on separate rheostat from instrument panel lamps.
 - c. Dome lamps.
 - d. Starter motor.
 - e. Ignition, emergency door signal and continuous duty solenoid or an electronic control system (ECS).
 - f. Turn signal lamps.
 - g. Alternately flashing red signal lamps.

126CSR89

- h. Horns.
 - I. Heater #1.
 - j. Heater #2.
 - k. Heater #3.
 - l. Electric wipers.
 - m. Strobe lamp.
 - n. Crossing arm.
2. Any of the above combination circuits may be subdivided into additional independent circuits.
 3. Heaters and defrosters shall require at least one additional independent circuit for each heater.
 4. Whenever possible, all other electrical functions (such as electric-type windshield wipers) shall be provided with independent and properly protected circuits.
 5. Each body circuit shall be color coded, and a diagram of the circuits shall be attached to the body in a readily accessible location.
 6. All accessories, excluding lamps, such as heaters, defrosters, etc., shall be wired to a continuous heavy duty solenoid or electronic control system (ECS) (minimum 105 ampere) activated or energized through the ignition switch and can be tested through the accessory side of the ignition switch.
- H. A separate circuit breaker or FET shall be provided for each circuit except starter motor and ignition circuits.
 - I. There shall be a manual noise suppression switch installed in the control panel. The switch shall be labeled and alternately colored. This switch shall be an on/off (it shall not be of momentary type) that de-activates body and chassis equipment that produces noise, including at least, the AM/FM radio, heaters, air conditioners, fans and defrosters. This switch shall not de-activate safety systems, such as windshield wipers or lighting systems.
 - J. Buses may be equipped with a 12 volt power port in the driver's area.
- NOTE: All available warranty information must be provided to the purchaser and to the State Executive Director of School Transportation as part of the bid package or upon receipt of the bus.

TRAINING REQUIREMENTS

IN THE EVENT MAJOR CHANGES ARE MADE IN SYSTEMS OR SUBSYSTEMS, THE SUCCESSFUL BIDDER MAY BE REQUIRED TO PROVIDE TRAINING FOR COUNTY SCHOOL BUS MECHANICS AND SUPERVISORS. SUCH TRAINING, IF REQUIRED, WILL BE SPECIFIED IN INVITATIONS TO BID, AND WILL INDICATE THE TYPE, EXTENT AND LOCATION OF CLASSES TO BE CONDUCTED.

**SPECIAL TRANSPORTATION VEHICLE
INTRODUCTION SPECIALLY EQUIPPED
SCHOOL BUS OR MPV**

Equipping buses to accommodate students with disabilities is dependent upon the needs of the passengers. While one bus may be fitted with a lift, another may have belts installed to secure child seats. Buses so equipped are not to be considered a separate class of school bus, but simply a regular school bus that is equipped for special accommodations.

The specifications in this section are intended to supplement specifications in the Body and Chassis section. In general, specially equipped buses shall meet all the requirements of the preceding sections, plus those listed in this section. It is recognized that the field of special transportation is characterized by varied needs for individual cases and by rapidly emerging technologies for meeting individual student needs. A flexible, "common sense" approach to the adoption and enforcement of specifications for these vehicles, therefore, is prudent. As defined by 49 Code of Federal Regulations (CFR) §571.3, "*Bus* means a motor vehicle with motive power, except a trailer, designed for carrying more than ten persons" (eleven or more including the driver). This definition also embraces the more specific category, *school bus*. Vehicles with ten or fewer occupant positions (including the driver) are not classified as buses. For this reason, the federal vehicle classification, *multipurpose passenger vehicle* (49 CFR § 571.3), or MPV, must be used by manufacturers for these vehicles in lieu of the classification *school bus*. The definition of *designated seating position* in 49 CFR § 571.3 states that, in the case of "vehicles sold or introduced into interstate commerce for purposes that include carrying students to and from school or related events" and which are "intended for securement of an occupied wheelchair during vehicle operations," each wheelchair securement position shall be counted as four designated seating positions when determining the classification (whether *school bus* or *MPV*). This classification system does not preclude state or local agencies or these national specifications from requiring compliance of school bus-type MPVs with the more stringent federal standards for school buses. The following specifications address modifications as they pertain to school buses that, with standard seating arrangements prior to modification, would accommodate eleven or more occupants including the driver. If by addition of a power lift, wheelchair positions or other modifications, the capacity is reduced such that vehicles become MPVs, the intent of these specifications is to require these vehicles to meet the same specifications they would have had to meet prior to such modifications, and such MPVs are included in all references to school buses and requirements for school buses which follow.

DEFINITION

A *specially equipped school bus* is any school bus that is designed, equipped and/or modified to accommodate students with special transportation needs.

GENERAL REQUIREMENTS

1. Specially equipped school buses shall comply with the National School Transportation Specifications & Procedures, the WV Minimum Requirements for Design and Equipment of School Buses and with the Federal Motor Vehicle Safety Standards (FMVSS) applicable to their Gross Vehicle Weight Rating (GVWR) category
2. Any school bus to be used for the transportation of children who utilize a wheelchair or other mobile positioning device, or who require life-support equipment that prohibits use of the regular service entrance, shall be equipped with a power lift, unless a ramp is needed for unusual circumstances related to passenger needs.

126CSR89

3. Vehicles constructed for transporting students with special transportation needs shall comply with current FMVSS 222 and U126CSR89, West Virginia Board of Education Policy 4334, Minimum Requirements for Design and Equipment of School Buses.
4. Bodies may, at the option of the manufacturer, incorporate a section approximately 35", or 9" in addition to the standard 28" section if necessary to provide maximum utilization of space for seats and wheelchairs. Proper bracing shall be added as specified in the body standards.
5. Any school bus that is used specifically for the transportation of students who are confined to a wheelchair and/or other mechanical restraining devices prohibiting their use of the regular service entrance shall be equipped with a power lift.
6. Lift shall be located on the right side of the body, in no way attached to the exterior sides of the bus but confined within the perimeter of the school bus body when not extended. (Rear emergency door lift may be installed only with written permission from the State Executive Director of School Transportation.)
7. A vehicle equipped with a power lift must contain adequate space and proper restraining devices for a minimum of one wheelchair bound passenger.
8. Each securement system location shall have a minimum clear floor area of 30" x 48". Additional floor area may be required for some applications. Consultation between the user and the manufacturer is recommended to ensure adequate area is provided.
9. A vehicle equipped with a power lift must contain adequate space and proper restraining devices for a minimum of one wheelchair bound passenger.
10. Each securement system location shall have a minimum clear floor area of 30" x 48". Additional floor area may be required for some applications. Consultation between the user and the manufacturer is recommended to ensure adequate area is provided.

AISLE

Aisle leading to emergency door from wheelchair area shall be of sufficient width to permit passage of wheelchairs (30" minimum). This aisle should be to an emergency door and the lift area. All wheelchair positions will be afforded the same available access.

FASTENING DEVICES

A. Wheelchair Restraints

1. All mobile seating must be in a forward facing direction secured with a four point tie-down system with two tie-downs at the rear and two tie-downs at the front of the device.
2. The wheelchair securement system including all hardware (attachment bolts, track, etc.) shall have been successfully tested to meet minimum impact forces of a 20 G, 30 MPH deceleration to simulate a frontal impact on the transport vehicle per Society of Automotive Engineers (SAE) J2249, Wheelchair Tiedowns and Occupant Restraint Systems for Use in Motor Vehicles.
3. All attachments or coupling systems which are designed to be connected and disconnected

126CSR89

frequently must be operable by an adult person without the use of tools or other mechanical assistance.

4. All hardware and components of the securement system must be free of sharp or jagged areas and be made of corrosion resistant material or treated to resist corrosion.
5. All tie-downs used in the securement system for a mobile seating device must meet manufacturers' specifications and be of the automatic retractable type.
6. All tie-downs used in the securement system for a mobile seating device must be capable of adjustment in useful length of from 18" minimum to 34" maximum in order to provide sufficient flexibility to fit a majority of possible applications.
7. All tie-downs used in mobile seating devices must be manufactured using synthetic fiber woven webbing capable of being cut to release the mobile seating device in case of an emergency condition which would preclude using the normal release function of the tie-downs.
8. All securement straps for mobile seating devices must be marked indicating that they meet the requirements of SAE J2249.
9. The floor anchorage track system shall consist of 4 tracks and shall be "L" type

B. Occupant Restraints

1. An occupant restraint must be included as part of each securement system. The occupant securement must consist of a retractable pelvic restraint and upper torso restraint.
 2. The occupant restraint system including all hardware (attachment bolts, track, etc.) shall have been successfully tested in combination with a mobile seating device securement system to meet minimum impact forces of 20 G., 30 MPH deceleration to simulate a frontal impact on the transport vehicle per SAE J2249.
 3. All attachment or coupling systems designed to be connected and disconnected frequently must be operable by an adult person without the use of tools or other mechanical assistance.
 4. The mobile seating device restraint should be retractable and independent of the occupant restraint and designed so that the weight of the wheelchair is not absorbed by the occupant.
 5. Adjustment devices, quick release buckles and webbing, used in the construction of the occupant restraint system must meet requirements of applicable sections of FMVSS 209 and 222.
 6. The pelvic restraint must be easily adjusted to fit a range of occupant sizes and contain a quick release buckle. The upper torso restraint must be adjustable to fit a range of occupant sizes and be easily attached and disengaged from the pelvic restraint.
- C. The manufacturer of the restraint systems must supply detailed instructions regarding the installation and use of the system, including mounting of attachment hardware or track,

126CSR89

suggested angles for attaching tie-downs and proper placement and positioning of the occupant restraint.

- D. Padding or elimination of projections of structure or other similar elements must be considered in areas adjacent to the securement area of the mobile seating device.
- E. Restraining Devices - Seat frames shall be equipped with attachments or devices to which belts, restraining harnesses, or other devices may be attached. Attachment framework or anchorage devices, if installed, shall conform to FMVSS 210.

Fire Blanket

A fire blanket shall be provided with a storage pouch mounted to the wall conveniently located and identified as a fire blanket. The fire blanket shall meet CRR 16 part 1610 standard for flammability of clothing. Blanket shall be approximately 62 inches X 80 inches.

HEATERS

- A. Bus bodies shall have a minimum of one heat exchanger in rear section behind rear wheel housing of bus. Heater shall be on the left or right hand rear wall of the bus
- B. See Heaters,

IDENTIFICATION

Specially equipped school buses shall display the International Symbol of Accessibility below the window line. Such emblems shall be white on blue or black background, shall not exceed 12 inches square in size and shall be of a high-intensity retro reflective material meeting the requirements of Federal Highway Administration (FHWA) FP-85, *Standard Specifications for Construction of Roads and Bridges on Federal Highway Projects*.

PASSENGER CAPACITY RATING

See certification

POWER LIFT

- A. The power lift shall be located on the right side behind the rear wheel of the bus body. Exception: The lift may be located on the left side of the bus if, and only if, the bus is only used to deliver students to the left side of one-way streets and Type D buses
- B. All specially equipped school buses shall provide a level-change mechanism or boarding device (e.g., lift or ramp), complying with paragraph B of this section or the RAMP section, with sufficient clearances to permit a wheelchair user to reach a securement location.
- C. Vehicle lift and installation
 - 1. General: Vehicle lifts and installations shall comply with the requirements set forth in FMVSS 403, *Platform Lift Systems for Motor Vehicles*, and FMVSS 404, *Platform Lift Installations in Motor Vehicles*.

- a. The activation of the lift system must be made to prevent accidental brake application while the bus is in motion.
2. Design loads: The design load of the lift shall be at least 800 pounds. Working parts, such as cables, pulleys and shafts, which can be expected to wear, and upon which the lift depends for support of the load, shall have a safety factor of at least six, based on the ultimate strength of the material. Non-working parts, such as platform, frame and attachment hardware that would not be expected to wear, shall have a safety factor of at least three, based on the ultimate strength of the material.

Lift capacity:

The lifting mechanism and platform shall be capable of operating effectively with a wheelchair and occupant mass of at least 800 pounds.

1. Controls: (See 49 CFR 571.403, S6.7, *Control systems*.)
 - a. Emergency operations: (See 49 CFR 571.403, S6.9, *Backup operation*.)
 - I. If an override switch is utilized as part of the backup system it must be designed to prevent accidental activation.
 - b. Power or equipment failures: (See 49 CFR 571.403, S6.2.2, *Maximum platform velocity*.)
 - c. Platform barriers: (See 49 CFR 571.403, S6.4.7, *Wheelchair retention*.)
 - d. Platform surface: (See 49 CFR 571.403, S6.4.2, S6.4.3, *Platform requirements*.) (See also "Wheelchair or Mobility Aid Envelope" figure at the end of this subsection.)
 - e. Platform gaps and entrance ramps: (See 49 CFR 571.403, S6.4.4, *Gaps, transitions and openings*.)
2. Platform deflection: (See 49 CFR 571.403, S6.4.5, *Platform deflection*.)
3. Platform movement: (See 49 CFR 571.403, S6.2.3, *Maximum platform acceleration*.)
 - a. Boarding direction: The lift shall permit both inboard and outboard facing of wheelchair and mobility aid users.
 - i. Use by standees: Lifts shall accommodate persons who are using walkers, crutches, canes or braces, or who otherwise have difficulty using steps. The platform may be marked to indicate a preferred standing position. Note: This item refers to equipment specifications. (Also see section, TRANSPORTATION FOR STUDENTS WITH DISABILITIES AND SPECIAL HEALTH CARE NEEDS, Subsection D, *Special Equipment Use and Operation*, for applicable operational procedures stating that "During lift operations (including manual) no one shall be allowed to stand on the lift platform.")
 - b. Handrails: (See 49 CFR 571.403, S6.4.9, *Handrails*.)
 - c. Circuit breaker: A resettable circuit breaker shall be installed between the power source and the lift motor if electrical power is used. It shall be located as close to the power source as possible, but not within the passenger/driver compartment.

- i. Excessive pressure: (See 49 CFR 571.403, S6.8, *Jacking prevention*.)
 - ii. Documentation: The following information shall be provided with each vehicle equipped with a lift:
 - (1) A phone number where information can be obtained about installation, repair and parts. (Detailed written instructions and a parts list shall be available upon request.)
 - (2) Detailed instructions regarding use of the lift shall be readily visible when the lift door is open, including a diagram showing the proper placement and positioning of wheelchair/mobility aids on the lift.
4. Training materials: The lift manufacturer shall make training materials available to ensure the proper use and maintenance of the lift. These may include instructional videos, classroom curriculum, system test results or other related materials.
 5. Identification and certification: Each lift shall be permanently and legibly marked or shall incorporate a non-removable label or tag that states it conforms to all applicable requirements of the current National School Transportation Specifications and Procedures. In addition and upon request of the original titled purchaser, the lift manufacturer or an authorized representative shall provide a notarized Certificate of Conformance, either original or photocopied, which states that the lift system meets all the applicable requirements of the current National School Transportation Specifications and Procedures.

RESTRAINING DEVICES, PASSENGER SEATS

Seat frames shall be equipped with attachments or devices to which belts, restraining harnesses, or other devices may be attached. Attachment framework or anchorage devices, if installed, shall conform with FMVSS 210.

SEATING ARRANGEMENTS

Flexibility in seat size and spacing to accommodate special devices shall be permitted due to the constant changing of passenger requirements. All seating shall be forward facing.

SPECIAL SERVICE ENTRANCE

- A. The opening, with doors open, shall be of sufficient width to allow the passage of wheelchairs. The minimum clear opening shall be 43" in width, and 57" " in height. Entrance shall be of sufficient width and depth to accommodate various mechanical lifts and related accessories as well as the lifting platform.
- B. A drip molding shall be installed above the opening to effectively divert water from entrance.
- C. Door posts and headers for entrance shall be reinforced sufficiently to provide support and strength equivalent to the areas of the side of the bus not used for service doors.

SPECIAL SERVICE ENTRANCE DOORS

- A. All doors shall open outwardly.

126CSR89

- B. Lift doors shall have devices to hold doors in the open position.
- C. All doors shall be weather sealed. On buses with double doors, they shall be so constructed that a flange on the forward door overlaps the edge of the rear door when closed.
- D. Door materials, panels and structural strength shall be equivalent to the conventional service and emergency doors. Color, rub rail extensions, lettering and other exterior features shall match adjacent sections of the body.
- E. Lift door shall have a window within one inch of the lower line of adjacent sash.
- F. Door(s) shall be equipped with a device that will actuate a flashing visible signal located in the operator's compartment when door(s) is not securely latched or open in any position other than locked and ignition is in "ON" position.
- G. A switch shall be installed so that the lifting mechanism will not operate when the lift platform door(s) is closed.
- H. When frame mounted power lift is used, door panels shall extend to bottom of body skirt.

**SPECIFICATIONS
FOR
MULTI-FUNCTIONAL SCHOOL ACTIVITY BUS (MFSAB)**

The vehicle must comply with the Definition of a Multifunction School Activity Bus in the Federal Motor Vehicle Safety Standards as listed in 49 CFR Part 571, which is the National Highway Traffic Safety Administration's Final Rule on this vehicle. This primary purpose of this vehicle will be to transport children, and as such, it must comply with all applicable Federal Motor Vehicle Safety Standards (FMVSS) for this type of vehicle and West Virginia Minimum School Bus Specifications. It must be purchased or leased as a new bus and may only be used for extracurricular activities. These buses may not be used to transport students to and from schools or between schools for the purpose of attendance. In addition, the vehicle must have been tested at and received a satisfactory evaluation from the West Virginia Department of Education. The MFSAB must also meet all other Federal (to include the Americans with Disabilities Act of 1990) and applicable West Virginia laws for passenger vehicles of this type. Vehicles shall be of the latest model year in standard production and, of which, parts are stocked and warranty service is available at one or more points in West Virginia or border cities

The MFSAB is designed to provide all of the crash safety standards that can be found on a traditional school bus, but without the "flashers and signs" that traditional school buses need for frequent pick-up and drop-off at school bus stops. The vehicle will not have the specialized warning devices such as stop signs and warning lights, and they will not be school bus yellow.

The following exceptions to the West Virginia Minimum Specifications for School Buses for regular route buses shall be allowed for these vehicles:

BRAKES: Shall meet standards set forth in school bus standards for size of vehicle.

COLOR: The local school with school system approval may determine the color of the activity bus. The color scheme may utilize any combination of up to THREE colors. This combination may be in addition to an optional white roof. The color National School Bus Yellow (SBMTC-008 Publication) shall not be used as a part of the color scheme. School systems and/or vendors shall submit preliminary color schemes to the West Virginia Department of Education, Office of School Transportation for approval prior to the purchase or manufacture of a MFSAB.

IDENTIFICATION:

1. The bus body shall bear the words "ACTIVITY BUS" in a contrasting color at least 8 " high in the area where "school bus" is normally positioned. Lettering and numbering shall conform to FMVSS and West Virginia Minimum Specifications and shall meet reflectivity standards. Bus numbering on this bus may be of a contrasting color.
2. The name of the school system shall be displayed in *at least five-inch* letters on both sides of the bus in the beltline area. NO SIGNS OR LOGOS shall be applied to any area of the bus including the bumpers. The name of the school may be displayed in the beltline area. No signs, logos, or other items shall be displayed on the windows of the bus.

LIGHTING AND WARNING DEVICES:

All activity buses shall meet state and federal standards for normal school bus lighting and warning device requirements with the following exceptions: MFSABs may not be equipped with alternately flashing amber or red signal lamps used for loading and unloading students. MFSABs may not be equipped with stop arm signals or crossing control arms.

SEAT BELTS:

3 point lap-shoulder belts will be supplied for any MFSAB with a GVWR of 10,000 lbs and under. Shoulder belts supplied must be fully retractable and the anchorage must meet FMVSS-210.

SEATING:

All MFSAB buses shall have seats that comply with FMVSS-222. If the GVWR is 10,000 lbs and under, then it must also be equipped with 3 point lap-shoulder belts certified to meet appropriate FMVSS standards. School systems and/or vendors shall submit preliminary seating schemes to the West Virginia Department of Education, Office of School Transportation for approval prior to the purchase or manufacture of a MFSAB. Successful vendor shall coordinate with the agency issuing the purchase order in the selection of material and color and type of seats.

**APPENDIX A
HIGHWAY SAFETY PROGRAM STANDARD NO. 17**

Pupil Transportation Safety

I. SCOPE

This standard establishes minimum requirements for a state highway safety program for pupil transportation safety; including the identification, operation, and maintenance of school buses; training of personnel; and administration.

II. PURPOSE

The purpose of this standard is to reduce, to the greatest extent possible, the danger of death or injury to school children while they are being transported to and from school.

III. DEFINITIONS

"Type 1 school vehicle" means any motor vehicle with motive power, except a trailer, used to carry more than 16 pupils to and from school. This definition includes vehicles that are at any time used to carry school children and school personnel exclusively, and does not include vehicles that only carry school children along with other passengers as part of the operations of a common carrier.

"Type 2 school vehicle" means any motor vehicle used to carry 16 or less pupils to or from school. This does not include private motor vehicles used to carry members of the owner's household.

IV. REQUIREMENTS

Each state, in cooperation with its school districts and its political subdivisions, shall have a comprehensive pupil transportation safety program to assure that school vehicles are operated and maintained so as to achieve the highest possible level of safety.

V. ADMINISTRATION

- A. There shall be a single state agency having primary administrative responsibility for pupil transportation, and employing at least one full-time professional to carry out its responsibilities for pupil transportation.
- B. The responsible state agency shall develop an operating system for collecting and reporting information needed to improve the safety of school vehicle operation, in accordance with Safety Program Standard No. 10, "Traffic Records," ' 204.4.

Identification

Each state shall establish and maintain compliance with the following requirements for identification and equipment of school vehicles. The use of stop arms is at the option of the state.

- A. Type 1 school vehicles shall:
 - 1. be identified with the words "SCHOOL BUS" printed in letters not less than 8" high, located between the warning lamps as high as possible without impairing visibility of the lettering from both front and rear of the vehicle;

126CSR89

2. be painted National School Bus Glossy Yellow, in accordance with the colorimetric specifications of Federal Standard No. 595a, Color 13432, except that the hood shall be either that color or lusterless black, matching Federal Standard No. 595a, Color 37038;
 3. have bumpers of glossy black, matching Federal Standard No. 595a, Color 17038; unless, for increased night visibility, they are covered with a retroreflective material;
 4. be equipped with a system of signal lamps that conforms to the school bus requirements of Federal Motor Vehicle Safety Standard 108, 49 CFR 571.21; and
 5. have a system of mirrors that will give the seated operator a view of the roadway to each side of the bus, and of the area immediately in front of the front bumper, in accordance with the following procedure: When a rod, 20" long, is placed upright on the ground at any point along a traverse line 1 foot forward of the forward-most point of a school bus, and extending the width of the bus, at least 7 2@ of the length of the rod shall be visible to the operator, either by direct view or by means of an indirect visibility system.
- B. Any school vehicle meeting the identification requirements of A. 1-4 (above) that is permanently converted for use wholly for purposes other than transporting pupils to or from school shall be painted a color other than National School Bus Glossy Yellow, and shall have the stop arms and equipment required by section A. 1-4 (above) removed.
- C. Type 1 school vehicles operated on a public highway and transporting primarily passengers other than school pupils shall have the words "SCHOOL BUS" covered, removed, or otherwise concealed, and the stop arms and equipment required by section A. 4 (above) shall not be operable through the usual controls.
- D. Type 2 school vehicles shall either:
1. Comply with all the requirements for Type 1 school vehicles; or
 2. Be of a color other than National School Bus Glossy Yellow, have none of the equipment specified (Identification - A. 4) and not have the words "SCHOOL BUS" in any location on the exterior of the vehicle, or in any interior location visible to a motorist.

The state shall establish conditions under which one or the other of the above two specifications for Type 2 vehicles shall apply.

Operation

Each state shall establish and maintain compliance with the following requirements for operating school vehicles:

A. Personnel

1. Each state shall develop a plan for selecting, training, and supervising persons whose primary duties involve transporting school pupils, in order to assure that such persons will attain a high degree of competence in, and knowledge of, their duties.
2. Every person who drives a Type 1 or Type 2 school vehicle occupied by school pupils shall, as a minimum:

126CSR89

- a. has a valid state operator's license to operate such a vehicle(s);
- b. meet all special physical, mental, and moral requirements established by the state agency having primary responsibility for pupil transportation; and
- c. be qualified as an operator under the Motor Carrier Safety Regulations of the Federal Highway Administration 49 CFR 391, if he or her employer is subject to those regulations.

B. Pupil Instruction

At least twice during each school year, each pupil who is transported in a school vehicle shall be instructed in safe riding practices, and participate in emergency evacuation drills.

C. Vehicle Operation

1. Each state shall develop plans for minimizing highway use hazards to school vehicle occupants, other highway users, pedestrians, and property, including but not limited to:
 - a. careful planning an annual review of routes for safety hazards;
 - b. planning routes to assure maximum use of buses, and avoid standees;
 - c. providing loading and unloading zones off the main traveled part of the highway, wherever it is practicable to do so;
 - d. establishing restricted loading and unloading areas for school buses at, or near schools;
 - e. requiring the operator of a vehicle meeting or overtaking a school bus that is stopped on a highway to take on or discharge pupils, and on which the red warning signals specified (Identification - A. 4) are in operation, to stop his vehicle before it reaches the school bus and not proceed until the warning signals are deactivated; and
 - f. prohibiting, by legislation or regulation, operation of any vehicle displaying the words "SCHOOL BUS," unless it meets the equipment and identification requirements of this standard.
2. Use of flashing warning signal lamps while loading or unloading pupils shall be at the option of the state. Use of red warning signal lamps for any other purpose, and at any time other than when the school vehicle is stopped to load or discharge passengers shall be prohibited.
3. When vehicles are equipped with stop arms, such devices shall be operated only in conjunction with red signal lamps.
4. Seating
 - a. Seating shall be provided that will permit each occupant to sit in a seat in a plan view lateral location, intended by the manufacturers to provide seating accommodation for a person at least as large as a 5th percentile adult female, as defined in 49 CFR 57.3.
 - b. Bus routing and seating plans shall be coordinated so as to eliminate standees when a

school vehicle is in motion.

- c. There shall be no auxiliary seating accommodations such as temporary or folding jump seats in school vehicles.
- d. Operators of school buses equipped with lap belts shall be required to wear them whenever the vehicle is in motion.
- e. Passengers in Type 2 school vehicles equipped with lap belts shall be required to wear them whenever the vehicle is in motion.

Vehicle Maintenance

Each state shall establish and maintain compliance with the following requirements for vehicle maintenance:

- A. School vehicles shall be maintained in safe operating conditions through a systematic preventive maintenance program.
- B. All school vehicles shall be inspected at least semiannually, in accordance with Highway Safety Program manual Vol. 1, published by the U. S. Department of Transportation January 1969. School vehicles subject to the Motor Carrier Safety Regulations of the Federal Highway Administration shall be inspected and maintained in accordance with those regulations (49 CFR Parts 393 and 396).
- C. School vehicle operators shall be required to perform daily pretrip inspections of their vehicles, and to report promptly and in writing any defects or deficiencies discovered that may affect the safety of the vehicle's operation or result in its mechanical breakdown. Pretrip inspection and condition reports for school vehicles subject to the Motor Carrier Safety Regulations of the Federal Highway Administration shall be performed in accordance with those regulations (49 CFR 392.7, 392.8, and 396.7).

V. PROGRAM EVALUATION

The pupil transportation safety program shall be evaluated at least annually by the state agency having primary administrative responsibility for pupil transportation. The National Highway Traffic Safety Administration shall be furnished a summary of each evaluation.

**APPENDIX C
SPECIFICATIONS FOR COMPRESSED NATURAL GAS (CNG) BUSES
CNG - FUEL CONVERSION**

Conversion and maintenance is to be performed only under the supervision of an individual who has satisfactorily completed a training program provided by a CNG original equipment manufacturer. A training program shall involve the mechanics of installation, maintenance, repair, trouble shooting and safety procedures.

CNG VESSELS ON SCHOOL BUS

- A. Each CNG fuel supply vessel shall be constructed and inspected in accordance with latest version of NFPA 52 standards.
- B. Installation of Compressed Natural Gas (CNG) containers shall comply with FMVSS No. 304, *Compressed Natural Gas Fuel Container Integrity*
- C. The CNG Fuel System shall comply with FMVSS No. 303, *Fuel System Integrity of Compressed Natural Gas Vehicles*.

MOUNTING VESSELS TO SCHOOL BUS

All safety devices that may discharge shall be vented to the outside of the vehicle as follows:

FUEL LINES

Fuel lines shall be permanently secured at intervals of not more than two feet with aviation type clamps, and:

- A. Shall be placed in such a manner as to minimize the possibility of damage due to vibrations, strains or wear.
- B. Any fuel line passing through, under or over a structural member shall be protected by rubber grommets or tubing. Loops in the fuel lines shall be provided at appropriate stress points.
- C. An automatic natural gas shutoff valve or solenoid shall be provided as an integral part of the regulator package assembly.
- D. A manual shutoff valve shall be installed between the vessels and the regulator. This shut-off valve shall be readily accessible to the operator, be protected from rocks and other forms of debris, and be on the curb side of the bus where possible. Such shut-off valve shall be clearly marked with reflective material. If access is gained by cutting a hole in the side of the bus, suitable protective material shall be placed around the edge of the hole. Wherever possible, the manual shut-off valve should be located as close as possible to the CNG vessels.

VEHICLE REFUELING CONNECTION

- A. The fueling systems shall be equipped with a backflow check valve that will prevent the return flow of gas from vessel(s) to the filling connection.
- B. All school buses shall be fitted with a refueling interlock system to prevent the bus from being moved on its own power during a refueling operation.

126CSR89

- C. The fueling connection shall meet the standards of NFPA 52.
- D. The filler hose vent valve on the refueling probe shall be directed away from the operator.

LABELING REQUIRED

- A. CNG vessel area labels showing CNG vessel I.D., hydrostatic test data and CNG vessel master manual shut-off valve location.
- B. Engine compartment labels to include CNG warning and instructions to mechanics including the following:
 - 1. CNG fueled vehicle.
 - 2. System service pressure.
 - 3. Installers name or company.
 - 4. Vessel retest date(s) or expiration.
 - 5. Total vessel water volume in gallons (liters).

CNG EQUIPMENT

Manufacturers wishing to deal in CNG equipment in West Virginia must meet all applicable federal and state requirements.

LIMIT OF FLAMMABILITY

Natural gas introduced into any system covered by this standard shall have a distinctive odor potent enough for its presence to be detected down to a concentration in air of not over 1/5 of the lower limit of flammability.

SPECIFICATIONS FOR LIQUEFIED PERTOLEUM GAS (LPG) BUSES

LPG VESSELS ON SCHOOL BUSES

- A. The fuel system shall comply with the latest version of NFPA 58 Liquefied Petroleum Gas Code. The fuel system integrity shall meet the specified leakage performance standards when impacted by a moving contoured barrier in accordance with test conditions specified in FMVSS 301 and CMVSS 301.1 Fuel System Integrity for Liquefied Petroleum Gas.
- B. Propane valves shall be protected by guards or expanded steel grating
- C. Steel vessels must have protective paint coating.
- D. A manual shutoff valve for maintenance shall be installed. This shutoff valve shall be accessible to the operator, be protected from rocks and other form of debris, and be located on the curb side of the bus where possible. Shut-off valve location shall be clearly marked on the side of the bus. Wherever possible, the manual shut-off valve should be located as close as possible to the LPG vessels.

FUEL LINES

- A. Fuel lines shall be permanently secured at intervals of not more than two feet.
- B. Shall be placed in such a manner as to minimize the possibility of damage due to vibrations, strains or wear.
- C. A fuel line passing through, under or over a structural member shall be protected by grommets or tubing.

FUEL SYSTEM FILTRATION

- A. Fuel filter shall be a high capacity, high flow LPG specific filter which is rated at 5 microns.

VENTING

- A. All safety devices that discharge to the atmosphere shall be vented to the outside of the vehicle. The discharge line from the safety relief valve on all school buses shall be located at the rear of the vehicle on the driver's side with the relief nozzle pointing to the ground. Discharge lines shall not pass through the passenger compartment.

VEHICLE REFUELING CONNECTION

- A. The vehicle shall be equipped with a receptacle with ACME thread and dust cap.
- B. The fueling systems shall be equipped with a backflow check valve that will prevent the return flow of propane fuel.
- C. The fueling connection shall meet the standards of the latest version of NFPA 58.

LABELING REQUIRED

- A. Propane vessel shall be labeled per ASME requirements.
- B. Engine compartment labels to include LPG warning and instructions to mechanics including the following:
 - 1. System service pressure.
 - 2. Installers name or company.

LPG EQUIPMENT

Manufacturers wishing to deal in LPG equipment in West Virginia must meet all applicable federal and state requirements.

ENGINE

- A. Engine retarder is not required
- B. An idle limiter is not required

TRANSMISSION

- A. Allison 2300 series is acceptable
- B. Ford 6R140 is acceptable
- C. Retarder is not required
- D. Synthetic fluid is not required
- E. Warranty shall not be less than 5 years/100,000 miles

DIFFERENTIAL

A limited slip differential is acceptable.

AIR COMPRESSOR

The air compressor shall be rated at 13.2 cfm.

BLOCK HEATER

A block heater is not required.

EXHAUST SYSTEM

The exhaust system shall meet the manufacturer's specification but shall not exceed 1 inch outside the bus body.

EXHIBIT B

SBUS16 Pricing Pages

1. TRANSIT UNITS

71 Passenger:

230HP, FE
230HP, RE
Delivery to Charleston, WV

\$ NO BID
\$ 94,218.00
\$ 1,500.00

77 Passenger:

230HP, FE
230HP, RE
Delivery to Charleston, WV

\$ NO BID
\$ 98,996.00
\$ 1,500.00

84 Passenger:

245HP, FE
245HP, RE
Delivery to Charleston

\$ NO BID
\$ 101,499.00
\$ 1,500.00

89 Passenger:

245HP, FE
245HP, RE
Delivery to Charleston, WV

\$ NO BID
\$ 103,699.00
\$ 1,500.00

EXHIBIT B

SBUS16 Pricing Pages

2. CONVENTIONAL UNITS

24 Passenger:

Type A - 130HP	\$ 57,750.00
Type A - LPG fueled	\$ NO BID
Type A - Gasoline	\$ 47,950.00
Type B - 130HP	\$ NO BID
Delivery to Charleston, WV	\$ 750.00

30 Passenger:

Type A - 130HP	\$ 60,300.00
Type A - LPG fueled	\$ NO BID
Type A - Gasoline	\$ 49,550.00
Type B - 130HP	\$ NO BID
Delivery to Charleston, WV	\$ 750.00

35 Passenger:

Regular - 200HP	\$ 75,399.00
Regular - LPG fueled	\$ NO BID
Delivery to Charleston, WV	\$ 1,500.00

47 Passenger:

Regular - 200HP 220 HP	\$ 77,099.00
Regular - LPG fueled	\$ NO BID
Regular - 200HP	\$ XXXXXXXXX
Delivery to Charleston, WV - F/47 Passenger, Conv. Unit Diesel	\$ 1,500.00
Delivery to Charleston, WV - F/47 Passenger, Conv. Unit Propane	\$ NO BID

53 Passenger:

Regular - 220HP	\$ 78,099.00
Regular - LPG fueled	\$ NO BID
Regular - 210HP	\$ XXXXXXXXX
Delivery to Charleston, WV - F/53 Passenger, Conv. Unit Diesel	\$ 1,500.00
Delivery to Charleston, WV - F/53 Passenger, Conv. Unit Propane	\$ NO BID

EXHIBIT B

SBUS16 Pricing Pages

59 Passenger:

Regular - 220HP	\$ 78,299.00
Regular - LPG fueled	<u>\$ NO BID</u>
Delivery to Charleston, WV - F/59 Passenger, Conv. Unit Diesel	<u>\$ 1,500.00</u>
Delivery to Charleston, WV - F/59 Passenger, Conv. Unit Propane	<u>\$ NO BID</u>

65 Passenger:

Regular - 230HP (IC HP is 240 HP)	\$ 79,899.00
Regular - LPG fueled	<u>\$ 89,050.00</u>
Delivery to Charleston, WV - F/65 Passenger, Conv. Unit Diesel	<u>\$ 1,500.00</u>
Delivery to Charleston, WV - F/65 Passenger, Conv. Unit Propane	<u>\$ 1,500.00</u>

71 Passenger:

Regular - 230HP (IC HP is 240 HP)	\$ 79,499.00
Regular - LPG fueled	<u>\$ 88,400.00</u>
Delivery to Charleston, WV - F/71 Passenger, Conv. Unit Diesel	<u>\$ 1,500.00</u>
Delivery to Charleston, WV - F/71 Passenger, Conv. Unit Propane	<u>\$ 1,500.00</u>

77 Passenger:

Regular - 230HP (IC HP is 240 HP)	\$ 83,935.00
Regular - LPG fueled	<u>\$ 89,000.00</u>
Delivery to Charleston, WV - F/77 Passenger, Conv. Unit Diesel	<u>\$ 1,500.00</u>
Delivery to Charleston, WV - F/77 Passenger, Conv. Unit Propane	<u>\$ 1,500.00</u>

EXHIBIT B

SBUS16 Pricing Pages

3. SPECIAL NEEDS - CONVENTIONAL

<u>35 Passenger:</u>	
200HP	
LPG fueled	\$ 79,299.00
DELIVERY TO CHARLESTON, WV	\$ NO BID
	<u>\$ 1,500.00</u>
<u>47 Passenger:</u>	
220HP	
LPG fueled	\$ 80,899.00
DELIVERY TO CHARLESTON, WV	\$ NO BID
	<u>\$ 1,500.00</u>
<u>53 Passenger:</u>	
220HP	
LPG fueled	\$ 81,410.00
DELIVERY TO CHARLESTON, WV	\$ NO BID
	<u>\$ 1,500.00</u>
<u>59 Passenger:</u>	
220 HP	
LPG fueled	\$ 81,999.00
DELIVERY TO CHARLESTON, WV	\$ NO BID
	<u>\$ 1,500.00</u>
<u>65 Passenger:</u>	
230 HP (IC is 240 HP)	
LPG fueled	\$ 84,499.00
DELIVERY TO CHARLESTON, WV FOR Diesel & Propane	\$ 93,050.00
	<u>\$ 1,500.00</u>
<u>71 Passenger:</u>	
230 HP (IC is 240 HP)	
LPG fueled	\$ 84,099.00
DELIVERY TO CHARLESTON, WV for Diesel & Propane	\$ 92,000.00
	<u>\$ 1,500.00</u>
<u>77 Passenger:</u>	
230HP (IC is 240 HP)	
LPG fueled	\$ 88,000.00
DELIVERY TO CHARLESTON, WV FOR Diesel & Propane	\$ 92,499.00
	<u>\$ 1,500.00</u>

MEMORANDUM

TO: Misty Delong, Senior Buyer, Purchasing Division
FROM: Jo Ann Adkins, Purchasing Coordinator, WVDE
DATE: August 30, 2016
SUBJECT: Change Order NO. 1 Cancellation & Reassignment of CMA 0212 SWCSBUS16B

Please find enclosed copy of completed and signed document of Change Order No. 4 requesting the cancellation of the master agreement number CMA 0212 SWCSBUS16B effective on or before August 31, 2016 per the attached Asset Purchase Agreement and First Amendment to Asset Purchase Agreement and Assignment of Contract.


The Vendor, Heritage Bus Sales Inc., agrees to the cancellation and to the assignment of the subject master agreement from Heritage Bus Sales Inc., to Worldwide Equipment Inc. Worldwide Equipment Inc. accepts the assignment, rights and responsibilities of the assigned master agreement in accordance to the original specifications, terms and conditions, pricing and subsequent change orders effective September 1, 2016 through December 31, 2016.


We the offices of the West Virginia Department of Education agree to the terms of the foregoing contract assignment.


Office of Transportation

Office of Internal Operations

State Superintendent of Schools


Signature


Signature


Signature

Michael E. Pickens
Print Name

Phillip Uy
Print Name

Joe Newman
Print Name

8/31/16
Date

8/31/2016
Date

9/2/16
Date

Attachments

file/ja



Goodwin & Goodwin, LLP
300 Summers Street
Suite 1500
Charleston, WV 25301-1678

T (304) 346-7000
F (304) 344-9692

www.goodwingoodwin.com

August 18, 2016

James D. Meadows, General Counsel
West Virginia Department of Administration
Purchasing Division
2019 Washington Street, East
P. O. Box 50130
Charleston, WV 25305

Re: Request for Change; EDD148130

Dear Mr. Meadows:

Pursuant to Paragraph 25 of the above-reference contract (the "Contract"), Heritage Bus Sales, Inc., requests the express written consent of the Department of Administration, Purchasing Division, of a change order to allow the Contract to be assigned to Worldwide Equipment of West Virginia, Inc. ("Worldwide WV"). Worldwide WV already is a vendor approved by the Department of Administration to do business with the State of West Virginia.

On July 14, 2016, Heritage Bus Sales, Inc., among others, entered into an Asset Purchase Agreement (the "APA") with Worldwide Equipment, Inc., sole shareholder of Worldwide WV. Pursuant to the First Amendment to Asset Purchase Agreement and Assignment of Contract ("Assignment of Contract"), Worldwide WV, as assignee of Worldwide Equipment, Inc., will assume the Contract. I have enclosed the first page and the signature pages of the APA to evidence the desire of the parties thereto to assign the Contract from Heritage Bus Sales, Inc., to Worldwide Equipment, Inc., and the Assignment of Contract, evidencing the desire of Worldwide Equipment, Inc., to assign its interest in the Contract under the APA to Worldwide WV.

Closing on the APA will occur on or before August 31, 2016. Heritage Bus Sales, Inc., and Worldwide WV request that you approve a change order that would allow the Contract to be assigned to Worldwide WV as of the closing.

Please contact me at 304-346-7000 or by email to jak@goodwingoodwin.com if you have any questions, need additional information, or otherwise would like to discuss the assignment.



Department of Administration
Purchasing Division
August 18, 2016
Page 2

Thank you for your assistance in this matter.

Sincerely,

A handwritten signature in black ink, consisting of several overlapping loops and a long horizontal stroke extending to the right.

James A. Kirby III

JAK/
Enclosures

ASSET PURCHASE AGREEMENT

This Asset Purchase Agreement ("Agreement") is made as of the 14th day of July, 2016, by and among Worldwide Equipment, Inc., a Kentucky corporation ("Purchaser"), Heritage International Trucks, Inc., a West Virginia corporation (the "Heritage International"), Heritage Lease and Rental, Inc., a West Virginia corporation ("Heritage Leasing"), Heritage Bus Sales, Inc., a West Virginia corporation ("Heritage Bus Sales"), Heritage Development, LLC, a West Virginia limited liability company ("Heritage Development") and Heritage Equipment, Inc., a West Virginia corporation ("Heritage Equipment") and collectively with Heritage Development, Heritage International, Heritage Leasing and Heritage Bus Sales, the "Sellers").

EXPLANATORY PARAGRAPHS

A. Heritage Truck Centers, Inc. is the (i) sole shareholder and equity owner of Heritage Bus Sales, Heritage International, Heritage Equipment and Heritage Leasing and (ii) sole member and equity owner of Heritage Development;

B. Heritage Bus Sales is an authorized IC Bus dealer (the "IC Bus Dealership") engaged in the business of the sale and servicing of buses with operations at 408 New Goff Mountain Road, Cross Lanes, WV (the "New Goff Facility") (the "Heritage Bus Business");

C. Heritage International is an authorized International Trucks dealer (the "International Dealership") and a Featherlite trailers dealer (the "Featherlite Dealership") in the business of selling and servicing heavy and medium duty trucks ("Heritage Sales Business") and operating at 1Jain Drive, Cross Lanes West Virginia (the "Jain Facility");

D. Heritage Leasing is in the business of leasing and re-leasing heavy and medium duty trucks and equipment (the "Heritage Leasing Business" and together with the Heritage Bus Business, the Featherlite Dealership and Heritage Sales Business collectively, the "Business");

E. Heritage Development (a) owns certain real property involved in the Business, including, that certain real property located at US Hwy 23 & KY Route 32, Louisa, Kentucky (the "Louisa Facility") and (b) leases certain real property involved in the Business located at (i) the Jain Facility and (ii) US Route 60 West, White Sulphur Springs, West Virginia (the "WSS Facility") and together with the Jain Facility and New Goff Facility collectively, the "Leased Facilities");

F. The Sellers are also an authorized Western Star Trucks dealer (the "Western Star Dealership") also referenced herein as the "Retained Dealership") whereby Sellers engage in selling and servicing heavy and medium duty trucks and commercial trailers manufactured by Western Star (the "Retained Business") in addition to the Business and the parties anticipate that the Sellers will continue to operate the Retained Dealership and Retained Business; and


G. The Sellers desires to sell certain of the assets associated with the Business, and the Purchaser desires to purchase the specific designated assets of the Business more fully described herein, on the terms and conditions set forth herein.

NOW, THEREFORE, the parties agree as follows:

IN WITNESS WHEREOF, the parties have hereunto set their hands as of the day and year first above written.


PURCHASER:

WORLDWIDE EQUIPMENT, INC.


By: 
Name: Scott Blawie
Title: VP COO.

SELLERS:


HERITAGE INTERNATIONAL TRUCKS, INC.

By: 
Name: Gary D. Kale
Title: Chairman and CEO

HERITAGE LEASE AND RENTAL, INC.


By: 
Name: Gary D. Kale
Title: Chairman and CEO

HERITAGE BUS SALES, INC.


By: 
Name: Gary D. Kale
Title: Chairman and CEO

[Signature Page to Asset Purchase Agreement]

HERITAGE DEVELOPMENT, LLC

By: 
Name: Gary D. Kale
Title: Chairman and CEO

HERITAGE EQUIPMENT, INC.

By: 
Name: Gary D. Kale
Title: Chairman and CEO

[Signature Page to Asset Purchase Agreement]

**FIRST AMENDMENT TO ASSET PURCHASE AGREEMENT
AND ASSIGNMENT OF CONTRACT**

This First Amendment to Asset Purchase Agreement and Assignment of Contract ("First Amendment") is made as of the 18th day of August, 2016, but effective as of July 14, 2016, by and among Worldwide Equipment, Inc., a Kentucky corporation ("Purchaser"), Worldwide Equipment of West Virginia, Inc., a Kentucky corporation ("Assignee"), and Heritage International Trucks, Inc., a West Virginia corporation (the "Heritage International"), Heritage Lease and Rental, Inc., a West Virginia corporation ("Heritage Leasing"), Heritage Bus Sales, Inc., a West Virginia corporation ("Heritage Bus Sales"), Heritage Development, LLC, a West Virginia limited liability company ("Heritage Development") and Heritage Equipment, Inc., a West Virginia corporation ("Heritage Equipment" and collectively with Heritage Development, Heritage International, Heritage Leasing and Heritage Bus Sales, the "Sellers").

All capitalized terms used but not defined herein shall have the same meaning as set forth in the Agreement, as defined below.

RECITALS

WHEREAS, Purchaser and Sellers entered into an Asset Purchase Agreement, dated July 14, 2016 (the "Agreement"), for the purchase and sale of certain assets of Sellers; and

WHEREAS, Assignee is a wholly-owned subsidiary of Purchaser; and

WHEREAS, Section 9.2 of the Agreement allows Purchaser to assign all or any part of its rights or obligations under the Agreement to an affiliate of Purchaser; and

WHEREAS, Purchaser, Sellers, and Assignee desire to amend Schedule 1.1(i) to the Agreement to include an additional assumed contract; and

WHEREAS, Purchaser desires to assign the contract listed on the attached Schedule 1.1(i).2 to Assignee and Assignee desire to accept such assignment effective as of the Closing of the Agreement, which expected to occur on or before August 31, 2016.

NOW, THEREFORE, the parties agree as follows:

1. Effective as of the Closing of the Agreement, Purchaser hereby assigns all of its right, title, and interest in and to the contract listed on Schedule 1.1(i).2 to the Agreement, but only the contract listed on Schedule 1.1(i).2 to the Agreement, to Assignee.

2. Section 1.1(i) of the Agreement is hereby amended and restated as follows:

"all of Sellers' right, title and interest in and to the leases and rental agreements to which any Seller is a party, as lessor, with customers of Sellers pursuant to which any Seller has agreed to lease or rent any vehicles and the other contracts and agreements expressly set forth on Schedule 1.1(i) attached hereto or Schedule 1.1(i).2 attached to the First Amendment (collectively, the "Assumed Contracts") and Sellers' interest in the vehicles subject to the Assumed Contracts which

vehicles are listed on Schedule 1.1(i). Schedule 1.1(i) and Schedule 1.1(i).2 shall be updated and finalized on the Closing Date.”

3. Schedule 1.1(i).2 is hereby attached hereto and made part of this First Amendment and of the Agreement.

4. Section 9.6 of the Agreement shall be amended to add the following:

(c) If to Purchaser Assignee:

Worldwide Equipment of West Virginia, Inc.
P.O. Box 1370
Prestonburg, KY 41653
Attention: Terry L. Dotson
Email: terry.dotson@thetruckpeople.com

With a copy to:

Keating Muething & Klekamp PLL
Suite 1400
One East Fourth Street
Cincinnati, Ohio 45202
Attention: Michael Moeddel, Esq.
Email: mmoeddell@KMKLAW.com


5. The terms and provisions set forth in this First Amendment shall modify and supersede all inconsistent terms and provisions set forth in the Agreement and, except as expressly modified and superseded by this First Amendment, the terms and provisions of the Agreement are ratified and confirmed and shall continue in full force and effect. A facsimile or electronically transmitted (pdf) signature page shall constitute an original. This First Amendment shall be construed in accordance with the laws of the State of West Virginia.

[Remainder of page intentionally left blank. Signature pages to follow.]

IN WITNESS WHEREOF, the parties have executed this First Amendment to Asset Purchase Agreement and Assignment of Contract as of the date set forth above.


PURCHASER:

WORLDWIDE EQUIPMENT, INC.

By: 
Name: Irvin Dotson
Title: Executive Vice President,
Secretary/Treasurer, Chief Financial Officer


ASSIGNEE:

WORLDWIDE EQUIPMENT OF WEST VIRGINIA, INC.


By: 
Name: Irvin Dotson
Title: Executive Vice President,
Secretary/Treasurer, Chief Financial Officer

SELLERS:


HERITAGE INTERNATIONAL TRUCKS, INC.

By: 
Name: Gary D. Kale
Title: Chairman and Chief Executive Officer

HERITAGE LEASE AND RENTAL, INC.

By: 
Name: Gary D. Kale
Title: Chairman and Chief Executive Officer


HERITAGE BUS SALES, INC.

By: 
Name: Gary D. Kale
Title: Chairman and Chief Executive Officer

HERITAGE DEVELOPMENT, LLC

By: 
Name: Gary D. Kale
Title: Chairman and Chief Executive Officer

HERITAGE EQUIPMENT, INC.

By: 
Name: Gary D. Kale
Title: Chairman and Chief Executive Officer

**Schedule 1.1(f).2
Assumed Contracts (Other Contracts)**

Vendee	Vendor	Contract ID	Assignee
State of West Virginia, Department of Administration, Purchasing Division	Heritage Bus Sales, Inc.	EDD148130	Worldwide Equipment of West Virginia, Inc.

7000241.2