



State of West Virginia
Department of Administration
Purchasing Division
2019 Washington Street East
Post Office Box 50130
Charleston, WV 25305-0130

Solicitation

NUMBER

01141209

PAGE

1

ADDRESS CORRESPONDENCE TO ATTENTION OF:

CRYSTAL RINK
304-558-2402

RFQ COPY

TYPE NAME/ADDRESS HERE

V
E
N
D
O
R

DIVISION OF HIGHWAYS
DISTRICT ONE

1334 SMITH STREET
CHARLESTON, WV
25301

304-558-3012

S
H
I
P
T
O

DATE PRINTED

03/17/2014

BID OPENING DATE: 04/23/2014

BID OPENING TIME 1:30PM

LINE	QUANTITY	UOP	CAT. NO.	ITEM NUMBER	UNIT PRICE	AMOUNT
0001	1	EA		425-94		
MODULAR FURNITURES						
REQUEST FOR QUOTATION (ONE-TIME PURCHASE)						
THE WEST VIRGINIA STATE PURCHASING DIVISION FOR THE AGENCY, THE WEST VIRGINIA DIVISION OF HIGHWAYS, IS SOLICITING BIDS FOR THE ONE-TIME PURCHASE OF MODULAR FURNITURE AND FURNISHINGS FOR THE NEWLY RENOVATED STATE ROAD COMMISSION BUILDING PER THE ATTACHED SPECIFICATIONS.						
***** THIS IS THE END OF RFQ 01141209 ***** TOTAL:						

SIGNATURE

TELEPHONE

DATE

TITLE

FEIN

ADDRESS CHANGES TO BE NOTED ABOVE

WHEN RESPONDING TO SOLICITATION, INSERT NAME AND ADDRESS IN SPACE ABOVE LABELED 'VENDOR'

INSTRUCTIONS TO VENDORS SUBMITTING BIDS

1. **REVIEW DOCUMENTS THOROUGHLY:** The attached documents contain a solicitation for bids. Please read these instructions and all documents attached in their entirety. These instructions provide critical information about requirements that if overlooked could lead to disqualification of a Vendor's bid. All bids must be submitted in accordance with the provisions contained in these instructions and the Solicitation. Failure to do so may result in disqualification of Vendor's bid.
2. **MANDATORY TERMS:** The Solicitation may contain mandatory provisions identified by the use of the words "must," "will," and "shall." Failure to comply with a mandatory term in the Solicitation will result in bid disqualification.
3. **PREBID MEETING:** The item identified below shall apply to this Solicitation.

☐

A pre-bid meeting will not be held prior to bid opening.

☐

A **NON-MANDATORY PRE-BID** meeting will be held at the following place and time:

☒

A **MANDATORY PRE-BID** meeting will be held at the following place and time:

April 3, 2014 at 10:00 AM EST

Division of Highways
1340 Smith Street
Charleston, WV 25301

All Vendors submitting a bid must attend the mandatory pre-bid meeting. Failure to attend the mandatory pre-bid meeting shall result in disqualification of the Vendor's bid. No one person attending the pre-bid meeting may represent more than one Vendor.

An attendance sheet provided at the pre-bid meeting shall serve as the official document verifying attendance. The State will not accept any other form of proof or documentation to verify attendance. Any person attending the pre-bid meeting on behalf of a Vendor must list on the attendance sheet his or her name and the name of the Vendor he or she is representing. Additionally, the person attending the pre-bid meeting should include the Vendor's E-Mail address, phone number, and Fax number on the attendance sheet. It is the Vendor's responsibility to locate the attendance sheet and provide the required information. Failure to complete the attendance sheet as required may result in disqualification of Vendor's bid.

All Vendors should arrive prior to the starting time for the pre-bid. Vendors who arrive after the starting time but prior to the end of the pre-bid will be permitted to sign in, but are charged with knowing all matters discussed at the pre-bid.

Questions submitted at least five business days prior to a scheduled pre-bid will be discussed at the pre-bid meeting if possible. Any discussions or answers to questions at the pre-bid meeting are preliminary in nature and are non-binding. Official and binding answers to questions will be published in a written addendum to the Solicitation prior to bid opening.

- 4. VENDOR QUESTION DEADLINE:** Vendors may submit questions relating to this Solicitation to the Purchasing Division. Questions must be submitted in writing. All questions must be submitted on or before the date listed below and to the address listed below in order to be considered. A written response will be published in a Solicitation addendum if a response is possible and appropriate. Non-written discussions, conversations, or questions and answers regarding this Solicitation are preliminary in nature and are non-binding.

Question Submission Deadline:	April 7, 2014 at 5:00 PM EST
Submit Questions to:	Crystal Rink 2019 Washington Street, East Charleston, WV 25305 Fax: 304-558-4115 Email: crystal.g.rink@wv.gov

- 5. VERBAL COMMUNICATION:** Any verbal communication between the Vendor and any State personnel is not binding, including that made at the mandatory pre-bid conference. Only information issued in writing and added to the Solicitation by an official written addendum by the Purchasing Division is binding.
- 6. BID SUBMISSION:** All bids must be signed and delivered by the Vendor to the Purchasing Division at the address listed below on or before the date and time of the bid opening. Any bid received by the Purchasing Division staff is considered to be in the possession of the Purchasing Division and will not be returned for any reason. The Purchasing Division will not accept bids, modification of bids, or addendum acknowledgment forms via e-mail. Acceptable delivery methods include hand delivery, delivery by courier, or facsimile. The bid delivery address is:

Department of Administration, Purchasing Division
 2019 Washington Street East
 Charleston, WV 25305-0130

The bid should contain the information listed below on the face of the envelope or the bid may not be considered:

SEALED BID

BUYER: _____

SOLICITATION NO.: _____

BID OPENING DATE: _____

BID OPENING TIME: _____

FAX NUMBER: _____

In the event that Vendor is responding to a request for proposal, the Vendor shall submit one original technical and one original cost proposal plus n/a convenience copies of each to the Purchasing Division at the address shown above. Additionally, the Vendor should identify the bid type as either a technical or cost proposal on the face of each bid envelope submitted in response to a request for proposal as follows:

BID TYPE: ☐ Technical
☐ Cost

7. **BID OPENING:** Bids submitted in response to this Solicitation will be opened at the location identified below on the date and time listed below. Delivery of a bid after the bid opening date and time will result in bid disqualification. For purposes of this Solicitation, a bid is considered delivered when time stamped by the official Purchasing Division time clock.

Bid Opening Date and Time: April 23, 2014 at 1:30 PM EST

Bid Opening Location: Department of Administration, Purchasing Division
 2019 Washington Street East
 Charleston, WV 25305-0130

8. **ADDENDUM ACKNOWLEDGEMENT:** Changes or revisions to this Solicitation will be made by an official written addendum issued by the Purchasing Division. Vendor should acknowledge receipt of all addenda issued with this Solicitation by completing an Addendum Acknowledgment Form, a copy of which is included herewith. Failure to acknowledge addenda may result in bid disqualification. The addendum acknowledgement should be submitted with the bid to expedite document processing.
9. **BID FORMATTING:** Vendor should type or electronically enter the information onto its bid to prevent errors in the evaluation. Failure to type or electronically enter the information may result in bid disqualification.

GENERAL TERMS AND CONDITIONS:

1. **CONTRACTUAL AGREEMENT:** Issuance of a Purchase Order signed by the Purchasing Division Director, or his designee, and approved as to form by the Attorney General's office constitutes acceptance of this Contract made by and between the State of West Virginia and the Vendor. Vendor's signature on its bid signifies Vendor's agreement to be bound by and accept the terms and conditions contained in this Contract.
2. **DEFINITIONS:** As used in this Solicitation/Contract, the following terms shall have the meanings attributed to them below. Additional definitions may be found in the specifications included with this Solicitation/Contract.
 - 2.1 **"Agency" or "Agencies"** means the agency, board, commission, or other entity of the State of West Virginia that is identified on the first page of the Solicitation or any other public entity seeking to procure goods or services under this Contract.
 - 2.2 **"Contract"** means the binding agreement that is entered into between the State and the Vendor to provide the goods and services requested in the Solicitation.
 - 2.3 **"Director"** means the Director of the West Virginia Department of Administration, Purchasing Division.
 - 2.4 **"Purchasing Division"** means the West Virginia Department of Administration, Purchasing Division.
 - 2.5 **"Purchase Order"** means the document signed by the Agency and the Purchasing Division, and approved as to form by the Attorney General, that identifies the Vendor as the successful bidder and Contract holder.
 - 2.6 **"Solicitation"** means the official solicitation published by the Purchasing Division and identified by number on the first page thereof.
 - 2.7 **"State"** means the State of West Virginia and/or any of its agencies, commissions, boards, etc. as context requires.
 - 2.8 **"Vendor" or "Vendors"** means any entity submitting a bid in response to the Solicitation, the entity that has been selected as the lowest responsible bidder, or the entity that has been awarded the Contract as context requires.

3. **CONTRACT TERM; RENEWAL; EXTENSION:** The term of this Contract shall be determined in accordance with the category that has been identified as applicable to this Contract below:

☐

Term Contract

Initial Contract Term: This Contract becomes effective on

and extends for a period of _____ year(s).

Renewal Term: This Contract may be renewed upon the mutual written consent of the Agency, and the Vendor, with approval of the Purchasing Division and the Attorney General's office (Attorney General approval is as to form only). Any request for renewal must be submitted to the Purchasing Division Director thirty (30) days prior to the expiration date of the initial contract term or appropriate renewal term. A Contract renewal shall be in accordance with the terms and conditions of the original contract. Renewal of this Contract is limited to _____ successive one (1) year periods. Automatic renewal of this Contract is prohibited. Notwithstanding the foregoing, Purchasing Division approval is not required on agency delegated or exempt purchases. Attorney General approval may be required for vendor terms and conditions.

Reasonable Time Extension: At the sole discretion of the Purchasing Division Director, and with approval from the Attorney General's office (Attorney General approval is as to form only), this Contract may be extended for a reasonable time after the initial Contract term or after any renewal term as may be necessary to obtain a new contract or renew this Contract. Any reasonable time extension shall not exceed twelve (12) months. Vendor may avoid a reasonable time extension by providing the Purchasing Division Director with written notice of Vendor's desire to terminate this Contract 30 days prior to the expiration of the then current term. During any reasonable time extension period, the Vendor may terminate this Contract for any reason upon giving the Purchasing Division Director 30 days written notice. Automatic extension of this Contract is prohibited. Notwithstanding the foregoing, Purchasing Division approval is not required on agency delegated or exempt purchases, but Attorney General approval may be required.

Release Order Limitations: In the event that this contract permits release orders, a release order may only be issued during the time this Contract is in effect. Any release order issued within one year of the expiration of this Contract shall be effective for one year from the date the release order is issued. No release order may be extended beyond one year after this Contract has expired.

☐

Fixed Period Contract: This Contract becomes effective upon Vendor's receipt of the notice to proceed and must be completed within _____ days.

☒ **One Time Purchase:** The term of this Contract shall run from the issuance of the Purchase Order until all of the goods contracted for have been delivered, but in no event shall this Contract extend for more than one fiscal year.

☐ **Other:** See attached.

4. **NOTICE TO PROCEED:** Vendor shall begin performance of this Contract immediately upon receiving notice to proceed unless otherwise instructed by the Agency. Unless otherwise specified, the fully executed Purchase Order will be considered notice to proceed

5. **QUANTITIES:** The quantities required under this Contract shall be determined in accordance with the category that has been identified as applicable to this Contract below.

☐ **Open End Contract:** Quantities listed in this Solicitation are approximations only, based on estimates supplied by the Agency. It is understood and agreed that the Contract shall cover the quantities actually ordered for delivery during the term of the Contract, whether more or less than the quantities shown.

☐ **Service:** The scope of the service to be provided will be more clearly defined in the specifications included herewith.

☐ **Combined Service and Goods:** The scope of the service and deliverable goods to be provided will be more clearly defined in the specifications included herewith.

☒ **One Time Purchase:** This Contract is for the purchase of a set quantity of goods that are identified in the specifications included herewith. Once those items have been delivered, no additional goods may be procured under this Contract without an appropriate change order approved by the Vendor, Agency, Purchasing Division, and Attorney General's office.

6. **PRICING:** The pricing set forth herein is firm for the life of the Contract, unless specified elsewhere within this Solicitation/Contract by the State. A Vendor's inclusion of price adjustment provisions in its bid, without an express authorization from the State in the Solicitation to do so, may result in bid disqualification.

7. **EMERGENCY PURCHASES:** The Purchasing Division Director may authorize the Agency to purchase goods or services in the open market that Vendor would otherwise provide under this Contract if those goods or services are for immediate or expedited delivery in an emergency. Emergencies shall include, but are not limited to, delays in transportation or an unanticipated increase in the volume of work. An emergency purchase in the open market, approved by the Purchasing Division Director, shall not constitute of breach of this Contract and shall not entitle the Vendor to any form of compensation or damages. This provision does not excuse the State from fulfilling its obligations under a One Time Purchase contract.

8. **REQUIRED DOCUMENTS:** All of the items checked below must be provided to the Purchasing Division by the Vendor as specified below.

- ☐ **BID BOND:** All Vendors shall furnish a bid bond in the amount of five percent (5%) of the total amount of the bid protecting the State of West Virginia. The bid bond must be submitted with the bid.
- ☐ **PERFORMANCE BOND:** The apparent successful Vendor shall provide a performance bond in the amount of _____. The performance bond must be issued and received by the Purchasing Division prior to Contract award. On construction contracts, the performance bond must be 100% of the Contract value.
- ☐ **LABOR/MATERIAL PAYMENT BOND:** The apparent successful Vendor shall provide a labor/material payment bond in the amount of 100% of the Contract value. The labor/material payment bond must be issued and delivered to the Purchasing Division prior to Contract award.

In lieu of the Bid Bond, Performance Bond, and Labor/Material Payment Bond, the Vendor may provide certified checks, cashier's checks, or irrevocable letters of credit. Any certified check, cashier's check, or irrevocable letter of credit provided in lieu of a bond must be of the same amount and delivered on the same schedule as the bond it replaces. A letter of credit submitted in lieu of a performance and labor/material payment bond will only be allowed for projects under \$100,000. Personal or business checks are not acceptable.

- ☐ **MAINTENANCE BOND:** The apparent successful Vendor shall provide a two (2) year maintenance bond covering the roofing system. The maintenance bond must be issued and delivered to the Purchasing Division prior to Contract award.
- ☐ **WORKERS' COMPENSATION INSURANCE:** The apparent successful Vendor shall have appropriate workers' compensation insurance and shall provide proof thereof upon request.
- ☐ **INSURANCE:** The apparent successful Vendor shall furnish proof of the following insurance prior to Contract award and shall list the state as a certificate holder:

☐ **Commercial General Liability Insurance:**

_____ or more.

☐ **Builders Risk Insurance:** builders risk – all risk insurance in an amount equal to 100% of the amount of the Contract.

☐
☐
☐
☐
☐

The apparent successful Vendor shall also furnish proof of any additional insurance requirements contained in the specifications prior to Contract award regardless of whether or not that insurance requirement is listed above.

- ☐ **LICENSE(S) / CERTIFICATIONS / PERMITS:** In addition to anything required under the Section entitled Licensing, of the General Terms and Conditions, the apparent successful Vendor shall furnish proof of the following licenses, certifications, and/or permits prior to Contract award, in a form acceptable to the Purchasing Division.

☐
☐
☐
☐

The apparent successful Vendor shall also furnish proof of any additional licenses or certifications contained in the specifications prior to Contract award regardless of whether or not that requirement is listed above.

- 9. LITIGATION BOND:** The Director reserves the right to require any Vendor that files a protest of an award to submit a litigation bond in the amount equal to one percent of the lowest bid submitted or \$5,000, whichever is greater. The entire amount of the bond shall be forfeited if the hearing officer determines that the protest was filed for frivolous or improper purpose, including but not limited to, the purpose of harassing, causing unnecessary delay, or needless expense for the Agency. All litigation bonds shall be made payable to the Purchasing Division. In lieu of a bond, the protester may submit a cashier's check or certified check payable to the Purchasing Division. Cashier's or certified checks will be deposited with and held by the State Treasurer's office. If it is determined that the protest has not been filed for frivolous or improper purpose, the bond or deposit shall be returned in its entirety.
- 10. ALTERNATES:** Any model, brand, or specification listed herein establishes the acceptable level of quality only and is not intended to reflect a preference for, or in any way favor, a particular brand or vendor. Vendors may bid alternates to a listed model or brand provided that the alternate is at least equal to the model or brand and complies with the required specifications. The equality of any alternate being bid shall be determined by the State at its sole discretion. Any Vendor bidding an alternate model or brand should clearly identify the alternate items in its bid and should include manufacturer's specifications, industry literature, and/or any other relevant documentation demonstrating the equality of the alternate items. Failure to provide information for alternate items may be grounds for rejection of a Vendor's bid.
- 11. EXCEPTIONS AND CLARIFICATIONS:** The Solicitation contains the specifications that shall form the basis of a contractual agreement. Vendor shall clearly mark any exceptions, clarifications, or

other proposed modifications in its bid. Exceptions to, clarifications of, or modifications of a requirement or term and condition of the Solicitation may result in bid disqualification.

- 12. LIQUIDATED DAMAGES:** Vendor shall pay liquidated damages in the amount
\$310.00 per day for late delivery

This clause shall in no way be considered exclusive and shall not limit the State or Agency's right to pursue any other available remedy.

- 13. ACCEPTANCE/REJECTION:** The State may accept or reject any bid in whole, or in part. Vendor's signature on its bid signifies acceptance of the terms and conditions contained in the Solicitation and Vendor agrees to be bound by the terms of the Contract, as reflected in the Purchase Order, upon receipt.
- 14. REGISTRATION:** Prior to Contract award, the apparent successful Vendor must be properly registered with the West Virginia Purchasing Division and must have paid the \$125 fee if applicable.
- 15. COMMUNICATION LIMITATIONS:** In accordance with West Virginia Code of State Rules §148-1-6.6, communication with the State of West Virginia or any of its employees regarding this Solicitation during the solicitation, bid, evaluation or award periods, except through the Purchasing Division, is strictly prohibited without prior Purchasing Division approval. Purchasing Division approval for such communication is implied for all agency delegated and exempt purchases.
- 16. FUNDING:** This Contract shall continue for the term stated herein, contingent upon funds being appropriated by the Legislature or otherwise being made available. In the event funds are not appropriated or otherwise made available, this Contract becomes void and of no effect beginning on July 1 of the fiscal year for which funding has not been appropriated or otherwise made available.
- 17. PAYMENT:** Payment in advance is prohibited under this Contract. Payment may only be made after the delivery and acceptance of goods or services. The Vendor shall submit invoices, in arrears, to the Agency at the address on the face of the purchase order labeled "Invoice To."
- 18. UNIT PRICE:** Unit prices shall prevail in cases of a discrepancy in the Vendor's bid.
- 19. DELIVERY:** All quotations are considered freight on board destination ("F.O.B. destination") unless alternate shipping terms are clearly identified in the bid. Vendor's listing of shipping terms that contradict the shipping terms expressly required by this Solicitation may result in bid disqualification.
- 20. INTEREST:** Interest attributable to late payment will only be permitted if authorized by the West Virginia Code. Presently, there is no provision in the law for interest on late payments.
- 21. PREFERENCE:** Vendor Preference may only be granted upon written request and only in accordance with the West Virginia Code § 5A-3-37 and the West Virginia Code of State Rules. A Resident Vendor Certification form has been attached hereto to allow Vendor to apply for the preference. Vendor's

failure to submit the Resident Vendor Certification form with its bid will result in denial of Vendor Preference. Vendor Preference does not apply to construction projects.

- 22. SMALL, WOMEN-OWNED, OR MINORITY-OWNED BUSINESSES:** For any solicitations publicly advertised for bid on or after July 1, 2012, in accordance with West Virginia Code §5A-3-37(a)(7) and W. Va. CSR § 148-22-9, any non-resident vendor certified as a small, women-owned, or minority-owned business under W. Va. CSR § 148-22-9 shall be provided the same preference made available to any resident vendor. Any non-resident small, women-owned, or minority-owned business must identify itself as such in writing, must submit that writing to the Purchasing Division with its bid, and must be properly certified under W. Va. CSR § 148-22-9 prior to submission of its bid to receive the preferences made available to resident vendors. Preference for a non-resident small, women-owned, or minority-owned business shall be applied in accordance with W. Va. CSR § 148-22-9.
- 23. TAXES:** The Vendor shall pay any applicable sales, use, personal property or any other taxes arising out of this Contract and the transactions contemplated thereby. The State of West Virginia is exempt from federal and state taxes and will not pay or reimburse such taxes.
- 24. CANCELLATION:** The Purchasing Division Director reserves the right to cancel this Contract immediately upon written notice to the vendor if the materials or workmanship supplied do not conform to the specifications contained in the Contract. The Purchasing Division Director may cancel any purchase or Contract upon 30 days written notice to the Vendor in accordance with West Virginia Code of State Rules § 148-1-7.16.2.
- 25. WAIVER OF MINOR IRREGULARITIES:** The Director reserves the right to waive minor irregularities in bids or specifications in accordance with West Virginia Code of State Rules § 148-1-4.6.
- 26. TIME:** Time is of the essence with regard to all matters of time and performance in this Contract.
- 27. APPLICABLE LAW:** This Contract is governed by and interpreted under West Virginia law without giving effect to its choice of law principles. Any information provided in specification manuals, or any other source, verbal or written, which contradicts or violates the West Virginia Constitution, West Virginia Code or West Virginia Code of State Rules is void and of no effect.
- 28. COMPLIANCE:** Vendor shall comply with all applicable federal, state, and local laws, regulations and ordinances. By submitting a bid, Vendors acknowledge that they have reviewed, understand, and will comply with all applicable law.
- 29. PREVAILING WAGE:** On any contract for the construction of a public improvement, Vendor and any subcontractors utilized by Vendor shall pay a rate or rates of wages which shall not be less than the fair minimum rate or rates of wages (prevailing wage), as established by the West Virginia Division of Labor under West Virginia Code §§ 21-5A-1 et seq. and available at <http://www.sos.wv.gov/administrative-law/wagerates/Pages/default.aspx>. Vendor shall be responsible for ensuring compliance with prevailing wage requirements and determining when prevailing wage

requirements are applicable. The required contract provisions contained in West Virginia Code of State Rules § 42-7-3 are specifically incorporated herein by reference.

- 30. ARBITRATION:** Any references made to arbitration contained in this Contract, Vendor's bid, or in any American Institute of Architects documents pertaining to this Contract are hereby deleted, void, and of no effect.
- 31. MODIFICATIONS:** This writing is the parties' final expression of intent. Notwithstanding anything contained in this Contract to the contrary, no modification of this Contract shall be binding without mutual written consent of the Agency, and the Vendor, with approval of the Purchasing Division and the Attorney General's office (Attorney General approval is as to form only). **No Change shall be implemented by the Vendor until such time as the Vendor receives an approved written change order from the Purchasing Division.**
- 32. WAIVER:** The failure of either party to insist upon a strict performance of any of the terms or provision of this Contract, or to exercise any option, right, or remedy herein contained, shall not be construed as a waiver or a relinquishment for the future of such term, provision, option, right, or remedy, but the same shall continue in full force and effect. Any waiver must be expressly stated in writing and signed by the waiving party.
- 33. SUBSEQUENT FORMS:** The terms and conditions contained in this Contract shall supersede any and all subsequent terms and conditions which may appear on any form documents submitted by Vendor to the Agency or Purchasing Division such as price lists, order forms, invoices, sales agreements, or maintenance agreements, and includes internet websites or other electronic documents. Acceptance or use of Vendor's forms does not constitute acceptance of the terms and conditions contained thereon.
- 34. ASSIGNMENT:** Neither this Contract nor any monies due, or to become due hereunder, may be assigned by the Vendor without the express written consent of the Agency, the Purchasing Division, the Attorney General's office (as to form only), and any other government agency or office that may be required to approve such assignments. Notwithstanding the foregoing, Purchasing Division approval may or may not be required on certain agency delegated or exempt purchases.
- 35. WARRANTY:** The Vendor expressly warrants that the goods and/or services covered by this Contract will: (a) conform to the specifications, drawings, samples, or other description furnished or specified by the Agency; (b) be merchantable and fit for the purpose intended; and (c) be free from defect in material and workmanship.
- 36. STATE EMPLOYEES:** State employees are not permitted to utilize this Contract for personal use and the Vendor is prohibited from permitting or facilitating the same.
- 37. BANKRUPTCY:** In the event the Vendor files for bankruptcy protection, the State of West Virginia may deem this Contract null and void, and terminate this Contract without notice.

38. [RESERVED]

39. CONFIDENTIALITY: The Vendor agrees that it will not disclose to anyone, directly or indirectly, any such personally identifiable information or other confidential information gained from the Agency, unless the individual who is the subject of the information consents to the disclosure in writing or the disclosure is made pursuant to the Agency's policies, procedures, and rules. Vendor further agrees to comply with the Confidentiality Policies and Information Security Accountability Requirements, set forth in <http://www.state.wv.us/admin/purchase/privacy/default.html>.

40. DISCLOSURE: Vendor's response to the Solicitation and the resulting Contract are considered public documents and will be disclosed to the public in accordance with the laws, rules, and policies governing the West Virginia Purchasing Division. Those laws include, but are not limited to, the Freedom of Information Act found in West Virginia Code § 29B-1-1 et seq.

If a Vendor considers any part of its bid to be exempt from public disclosure, Vendor must so indicate by specifically identifying the exempt information, identifying the exemption that applies, providing a detailed justification for the exemption, segregating the exempt information from the general bid information, and submitting the exempt information as part of its bid but in a segregated and clearly identifiable format. Failure to comply with the foregoing requirements will result in public disclosure of the Vendor's bid without further notice. A Vendor's act of marking all or nearly all of its bid as exempt is not sufficient to avoid disclosure and WILL NOT BE HONORED. Vendor's act of marking a bid or any part thereof as "confidential" or "proprietary" is not sufficient to avoid disclosure and WILL NOT BE HONORED. In addition, a legend or other statement indicating that all or substantially all of the bid is exempt from disclosure is not sufficient to avoid disclosure and WILL NOT BE HONORED. Vendor will be required to defend any claimed exemption for nondisclosure in the event of an administrative or judicial challenge to the State's nondisclosure. Vendor must indemnify the State for any costs incurred related to any exemptions claimed by Vendor. Any questions regarding the applicability of the various public records laws should be addressed to your own legal counsel prior to bid submission.

41. LICENSING: In accordance with West Virginia Code of State Rules §148-1-6.1.7, Vendor must be licensed and in good standing in accordance with any and all state and local laws and requirements by any state or local agency of West Virginia, including, but not limited to, the West Virginia Secretary of State's Office, the West Virginia Tax Department, West Virginia Insurance Commission, or any other state agency or political subdivision. Upon request, the Vendor must provide all necessary releases to obtain information to enable the Purchasing Division Director or the Agency to verify that the Vendor is licensed and in good standing with the above entities.

42. ANTITRUST: In submitting a bid to, signing a contract with, or accepting a Purchase Order from any agency of the State of West Virginia, the Vendor agrees to convey, sell, assign, or transfer to the State of West Virginia all rights, title, and interest in and to all causes of action it may now or hereafter acquire under the antitrust laws of the United States and the State of West Virginia for price fixing and/or unreasonable restraints of trade relating to the particular commodities or services purchased or acquired

14

by the State of West Virginia. Such assignment shall be made and become effective at the time the purchasing agency tenders the initial payment to Vendor.

43. VENDOR CERTIFICATIONS: By signing its bid or entering into this Contract, Vendor certifies (1) that its bid was made without prior understanding, agreement, or connection with any corporation, firm, limited liability company, partnership, person or entity submitting a bid for the same material, supplies, equipment or services; (2) that its bid is in all respects fair and without collusion or fraud; (3) that this Contract is accepted or entered into without any prior understanding, agreement, or connection to any other entity that could be considered a violation of law; and (4) that it has reviewed this RFQ in its entirety; understands the requirements, terms and conditions, and other information contained herein. Vendor's signature on its bid also affirms that neither it nor its representatives have any interest, nor shall acquire any interest, direct or indirect, which would compromise the performance of its services hereunder. Any such interests shall be promptly presented in detail to the Agency.

The individual signing this bid on behalf of Vendor certifies that he or she is authorized by the Vendor to execute this bid or any documents related thereto on Vendor's behalf; that he or she is authorized to bind the Vendor in a contractual relationship; and that, to the best of his or her knowledge, the Vendor has properly registered with any State agency that may require registration.

44. PURCHASING CARD ACCEPTANCE: The State of West Virginia currently utilizes a Purchasing Card program, administered under contract by a banking institution, to process payment for goods and services. The Vendor must accept the State of West Virginia's Purchasing Card for payment of all orders under this Contract unless the box below is checked.

☒ Vendor is not required to accept the State of West Virginia's Purchasing Card as payment for all goods and services.

45. VENDOR RELATIONSHIP: The relationship of the Vendor to the State shall be that of an independent contractor and no principal-agent relationship or employer-employee relationship is contemplated or created by this Contract. The Vendor as an independent contractor is solely liable for the acts and omissions of its employees and agents. Vendor shall be responsible for selecting, supervising, and compensating any and all individuals employed pursuant to the terms of this Solicitation and resulting contract. Neither the Vendor, nor any employees or subcontractors of the Vendor, shall be deemed to be employees of the State for any purpose whatsoever. Vendor shall be exclusively responsible for payment of employees and contractors for all wages and salaries, taxes, withholding payments, penalties, fees, fringe benefits, professional liability insurance premiums, contributions to insurance and pension, or other deferred compensation plans, including but not limited to, Workers' Compensation and Social Security obligations, licensing fees, *etc.* and the filing of all necessary documents, forms and returns pertinent to all of the foregoing. Vendor shall hold harmless the State, and shall provide the State and Agency with a defense against any and all claims including, but not limited to, the foregoing payments, withholdings, contributions, taxes, Social Security taxes, and employer income tax returns.

46. INDEMNIFICATION: The Vendor agrees to indemnify, defend, and hold harmless the State and the Agency, their officers, and employees from and against: (1) Any claims or losses for services rendered

by any subcontractor, person, or firm performing or supplying services, materials, or supplies in connection with the performance of the Contract; (2) Any claims or losses resulting to any person or entity injured or damaged by the Vendor, its officers, employees, or subcontractors by the publication, translation, reproduction, delivery, performance, use, or disposition of any data used under the Contract in a manner not authorized by the Contract, or by Federal or State statutes or regulations; and (3) Any failure of the Vendor, its officers, employees, or subcontractors to observe State and Federal laws including, but not limited to, labor and wage and hour laws.

- 47. PURCHASING AFFIDAVIT:** In accordance with West Virginia Code § 5A-3-10a, all Vendors are required to sign, notarize, and submit the Purchasing Affidavit stating that neither the Vendor nor a related party owe a debt to the State in excess of \$1,000. The affidavit must be submitted prior to award, but should be submitted with the Vendor's bid. A copy of the Purchasing Affidavit is included herewith.
- 48. ADDITIONAL AGENCY AND LOCAL GOVERNMENT USE:** This Contract may be utilized by and extends to other agencies, spending units, and political subdivisions of the State of West Virginia; county, municipal, and other local government bodies; and school districts ("Other Government Entities"). This Contract shall be extended to the aforementioned Other Government Entities on the same prices, terms, and conditions as those offered and agreed to in this Contract. If the Vendor does not wish to extend the prices, terms, and conditions of its bid and subsequent contract to the Other Government Entities, the Vendor must clearly indicate such refusal in its bid. A refusal to extend this Contract to the Other Government Entities shall not impact or influence the award of this Contract in any manner.
- 49. CONFLICT OF INTEREST:** Vendor, its officers or members or employees, shall not presently have or acquire any interest, direct or indirect, which would conflict with or compromise the performance of its obligations hereunder. Vendor shall periodically inquire of its officers, members and employees to ensure that a conflict of interest does not arise. Any conflict of interest discovered shall be promptly presented in detail to the Agency.
- 50. REPORTS:** Vendor shall provide the Agency and/or the Purchasing Division with the following reports identified by a checked box below:
- ☐ Such reports as the Agency and/or the Purchasing Division may request. Requested reports may include, but are not limited to, quantities purchased, agencies utilizing the contract, total contract expenditures by agency, etc.
 - ☐ Quarterly reports detailing the total quantity of purchases in units and dollars, along with a listing of purchases by agency. Quarterly reports should be delivered to the Purchasing Division via email at purchasing.requisitions@wv.gov.
- 51. BACKGROUND CHECK:** In accordance with W. Va. Code § 15-2D-3, the Director of the Division of Protective Services shall require any service provider whose employees are regularly employed on the grounds or in the buildings of the Capitol complex or who have access to sensitive or critical information

to submit to a fingerprint-based state and federal background inquiry through the state repository. The service provider is responsible for any costs associated with the fingerprint-based state and federal background inquiry.

After the contract for such services has been approved, but before any such employees are permitted to be on the grounds or in the buildings of the Capitol complex or have access to sensitive or critical information, the service provider shall submit a list of all persons who will be physically present and working at the Capitol complex to the Director of the Division of Protective Services for purposes of verifying compliance with this provision.

The State reserves the right to prohibit a service provider's employees from accessing sensitive or critical information or to be present at the Capitol complex based upon results addressed from a criminal background check.

Service providers should contact the West Virginia Division of Protective Services by phone at (304)558-9911 for more information.

52. PREFERENCE FOR USE OF DOMESTIC STEEL PRODUCTS: Except when authorized by the Director of the Purchasing Division pursuant to W. Va. Code § 5A-3-56, no contractor may use or supply steel products for a State Contract Project other than those steel products made in the United States. A contractor who uses steel products in violation of this section may be subject to civil penalties pursuant to W. Va. Code § 5A-3-56. As used in this section:

- a. "State Contract Project" means any erection or construction of, or any addition to, alteration of or other improvement to any building or structure, including, but not limited to, roads or highways, or the installation of any heating or cooling or ventilating plants or other equipment, or the supply of and materials for such projects, pursuant to a contract with the State of West Virginia for which bids were solicited on or after June 6, 2001.
- b. "Steel Products" means products rolled, formed, shaped, drawn, extruded, forged, cast, fabricated or otherwise similarly processed, or processed by a combination of two or more or such operations, from steel made by the open heath, basic oxygen, electric furnace, Bessemer or other steel making process.

The Purchasing Division Director may, in writing, authorize the use of foreign steel products if:

- a. The cost for each contract item used does not exceed one tenth of one percent (.1%) of the total contract cost or two thousand five hundred dollars (\$2,500.00), whichever is greater. For the purposes of this section, the cost is the value of the steel product as delivered to the project; or
- b. The Director of the Purchasing Division determines that specified steel materials are not produced in the United States in sufficient quantity or otherwise are not reasonably available to meet contract requirements.

53. PREFERENCE FOR USE OF DOMESTIC ALUMINUM, GLASS, AND STEEL: In Accordance with W. Va. Code § 5-19-1 et seq., and W. Va. CSR § 148-10-1 et seq., for every contract or subcontract, subject to the limitations contained herein, for the construction, reconstruction, alteration, repair, improvement or maintenance of public works or for the purchase of any item of machinery or equipment to be used at sites of public works, only domestic aluminum, glass or steel products shall be supplied unless the spending officer determines, in writing, after the receipt of offers or bids, (1) that the cost of domestic aluminum, glass or steel products is unreasonable or inconsistent with the public interest of the State of West Virginia, (2) that domestic aluminum, glass or steel products are not produced in sufficient quantities to meet the contract requirements, or (3) the available domestic aluminum, glass, or steel do not meet the contract specifications. This provision only applies to public works contracts awarded in an amount more than fifty thousand dollars (\$50,000) or public works contracts that require more than ten thousand pounds of steel products.

The cost of domestic aluminum, glass, or steel products may be unreasonable if the cost is more than twenty percent (20%) of the bid or offered price for foreign made aluminum, glass, or steel products. If the domestic aluminum, glass or steel products to be supplied or produced in a “substantial labor surplus area”, as defined by the United States Department of Labor, the cost of domestic aluminum, glass, or steel products may be unreasonable if the cost is more than thirty percent (30%) of the bid or offered price for foreign made aluminum, glass, or steel products.

This preference shall be applied to an item of machinery or equipment, as indicated above, when the item is a single unit of equipment or machinery manufactured primarily of aluminum, glass or steel, is part of a public works contract and has the sole purpose or of being a permanent part of a single public works project. This provision does not apply to equipment or machinery purchased by a spending unit for use by that spending unit and not as part of a single public works project.

All bids and offers including domestic aluminum, glass or steel products that exceed bid or offer prices including foreign aluminum, glass or steel products after application of the preferences provided in this provision may be reduced to a price equal to or lower than the lowest bid or offer price for foreign aluminum, glass or steel products plus the applicable preference. If the reduced bid or offer prices are made in writing and supersede the prior bid or offer prices, all bids or offers, including the reduced bid or offer prices, will be reevaluated in accordance with this rule.

CERTIFICATION AND SIGNATURE PAGE

By signing below, I certify that I have reviewed this Solicitation in its entirety; understand the requirements, terms and conditions, and other information contained herein; that I am submitting this bid or proposal for review and consideration; that I am authorized by the bidder to execute this bid or any documents related thereto on bidder's behalf; that I am authorized to bind the bidder in a contractual relationship; and that to the best of my knowledge, the bidder has properly registered with any State agency that may require registration.

(Company)

(Authorized Signature)

(Representative Name, Title)

(Phone Number)

(Fax Number)

(Date)

ADDENDUM ACKNOWLEDGEMENT FORM
SOLICITATION NO.:

Instructions: Please acknowledge receipt of all addenda issued with this solicitation by completing this addendum acknowledgment form. Check the box next to each addendum received and sign below. Failure to acknowledge addenda may result in bid disqualification.

Acknowledgment: I hereby acknowledge receipt of the following addenda and have made the necessary revisions to my proposal, plans and/or specification, etc.

Addendum Numbers Received:

(Check the box next to each addendum received)

<input type="checkbox"/> Addendum No. 1	<input type="checkbox"/> Addendum No. 6
<input type="checkbox"/> Addendum No. 2	<input type="checkbox"/> Addendum No. 7
<input type="checkbox"/> Addendum No. 3	<input type="checkbox"/> Addendum No. 8
<input type="checkbox"/> Addendum No. 4	<input type="checkbox"/> Addendum No. 9
<input type="checkbox"/> Addendum No. 5	<input type="checkbox"/> Addendum No. 10

I understand that failure to confirm the receipt of addenda may be cause for rejection of this bid. I further understand that any verbal representation made or assumed to be made during any oral discussion held between Vendor's representatives and any state personnel is not binding. Only the information issued in writing and added to the specifications by an official addendum is binding.

Company

Authorized Signature

Date

NOTE: This addendum acknowledgment should be submitted with the bid to expedite document processing.

SPECIFICATIONS

1. **PURPOSE AND SCOPE:** The West Virginia Purchasing Division is soliciting bids on behalf of West Virginia Division of Highways District One Headquarters and SRC Buildings to establish a contract for the one time purchase of Modular furniture and all furnishings related to the new District Headquarters and newly renovated State Road Commission Building (SRC). The SRC Building will be referred to as Exhibit A. The new District Headquarters building will be referred to as Exhibit B.

The Division of Highways (DOH) is requesting a monetary quote for the products listed herein. All vendors must bid grade A products and specified fabrics and to provide complete information on the product they are bidding. It is acceptable to offer your products of equal quality but it must conform to the quality level of the specified product. If the product you are bidding deviates in any way, you must identify both in writing and on the drawing where and/or how your bid deviates from the bid document or your bid may be withdrawn. All deviations must be submitted and approved by purchasing prior to bid date. It is your responsibility as the bidding vendor to do the take-off of the scaled drawings provided. Do not bid fewer items even if the items bid will not physically fit on the provided floor plan.

- 1.1.1 All work shall be in compliance with National Electric code, State Fire Marshall's Office, applicable building codes, and any other governing agency as well as meeting industry standards.
- 1.1.2 This shall be a turn-key job and everything to totally complete the installation and approved operation shall be included in the original bid.
- 1.1.3 All bidders must meet specifications. All bidders shall offer a range of panel and work surface sizes and accessories consistent with the general industry standards. Offerings shall include, but are not limited to: Transaction work surfaces, keyboard surfaces, various configurations of tables, flipper/sliding door cabinets, shelves with dividers, suspended drawer storage, stand-alone drawer storage, mobile drawer storage, desks, task lighting, marker boards, tack boards, coat hooks, wire management, drawer accessories, paper management, electronic support accessories, tables, seating and a minimum of four categories of fabric. Bidders shall not offer fabrics that do not meet Class A Flammability Requirements.
- 2.0 **DEFINITIONS:** The terms listed below shall have the meanings assigned to them below. Additional definitions can be found in section 2 of the General Terms and Conditions.
- 2.1.1 **"Contract Item"** means Modular furniture, office furniture, lamps, filing systems, office seating, lounge seating, fabrics, flat files, Mail system, white boards, training tables.
- 2.1.2 **"Pricing Page"** means the pages upon which Vendor should list its proposed price for the Contract Items in the manner requested. The Pricing Page is either included on the last page of this RFQ or attached hereto as Exhibit C.
- 2.1.3 **"RFQ"** means the official request for quotation published by the Purchasing Division and identified as 01-14-1209
- 2.1.4 All qualified bidders, being familiar with and understanding the bidding documents and being familiar with all local conditions affecting the project hereby propose to furnish all material, equipment, supplies and to perform all work in accordance with the bidding documents within the time set forth below.
- 2.1.5 It is the bidder's responsibility to verify all field conditions and limitations prior to bidding. It is also the bidder's responsibility to notify the WVDOH in writing of conditions detrimental to performing the scope of the work. Do not proceed until nonconforming conditions have been corrected.

3.0 **GENERAL REQUIREMENTS:**

- 3.1.1 **Mandatory Contract Item Requirements:** Contract Item must meet or exceed the mandatory requirements listed below.

3.1.2 Office Furniture-SRC building Exhibit A – First Floor

The objective of this quotation is to obtain a turn-key installation of new office furniture modular furniture in the SRC Building and District Headquarter Building located at 1334 Smith Street Charleston, WV, the successful vendor and DOH will mutually agree on a firm and fixed delivery date.

3.1.3 Specified Manufacturers:

Workstations - Haworth Unigroup Too, or equal

Conference Seating - Humanscale “ World” Chair, or equal

Mobile Filing Systems and Open Shelving - Datum, or equal

Rotating Filing Systems - Datum, or equal

Desking/ Reception desk - Indiana Furniture, or equal

Office Side Seating - Indiana Furniture, or equal

Lounge Seating - Cabot Wrenn or equal

File Cabinets -Haworth , or equal

Fabrics - Specified on drawing, no substitutions

Flat Files - Mayline or equal

Mail System - Mayline or equal

Glass White Boards - Ghent Magnetic Harmony Series, or equal

Training Tables - Haworth Planes Series, or equal

3.2 Room 108 – Exhibit A – First Floor

P-Top Desk, Right Pedestal (1) 72”W x 36”-42”D x 30”H

- Wood veneer
- End support
- Wood cabaret leg
- Work surface grommet located on the left from the seated side
- Traditional edge details

Executive Bridge, Half Modesty (1) 50”W x 24”D x 30”H

- Wood veneer
- Grommet in back panel
- Grain direction runs front to back on work surface
- Hinged back panel to access power/data on wall
- Work surface grommet located in the center
- Traditional edge details

Modular Storage Cabinet (1) 29”W x 18”D x 25”H

- Wood veneer
- Two doors
- Adjustable shelf
- Finished back
- Traditional pulls in antique brass

Modular Storage Lateral File (1) 29"W x 18"D x 25"H

- Wood veneer
- Central locking
- Top drawer styled as two box drawers
- Legal or letter filing side to side or letter filing front to back
- Finished back
- Traditional pulls in antique brass

Cabinet/Credenza Top (1) 89"W x 20"D

- Wood veneer
- Traditional edge details

Cabinet/Credenza Base (1) 60"W x 20"D

- Wood veneer
- Finishing detail for modular components

Modular Pedestal, Right Pedestal (1) 20"W x 19"D

- Wood veneer
- Modular pedestal shell for support
- Used to create single pedestal and credenzas from modular components
- Standard with pencil molding

Wood Door Surface Mount Hutch (1) 72"W x 15"D x 40"H

- Wood veneer
- Storage behind wood doors
- Grommet located in center of back panel
- 21 1/2" clearance below doors
- Traditional pulls in antique brass

Tack board (1) 72"W x 17 3/4"H

- Located underneath surface mounted hutch

Task light (1) 48"W

- Located underneath surface mounted hutch
- Storage Credenza Full Pedestal (1) 66"W x 20"D x 30"H
- Wood veneer
- Box/File in pedestals
- Fixed storage shelf behind doors
- Legal or letter filing
- Traditional pulls in antique brass

- Traditional edge and molding details

Vertical Hutch Surface Mount (1) 66"W x 15"D x 52"H

- Wood veneer
- Open shelving in the middle section with fixed shelves
- Grille doors on the end sections with adjustable shelves
- Grommet located in center of back panel
- Traditional pulls in antique brass

Guest Chairs (2) 23 1/4"W x 24"D x 34 1/4"H (overall chair size)

- Solid hardwood frame
- Curved wood open arms
- Upholstered back and seat
- Maharam: Rove/Soba
- High grade polyurethane foam

Freestanding Pivot LED Desk Light

- Two-stage light control with 3.0 watt and 7.3 watt selection
- Rotates 360 degrees around the base
- Scratch resistance bottom
- Textured black finish
- 5 year warranty, 24/7

Keyboard Tray

- Fully adjustable keyboard tray with moveable mouse from left to right side of keyboard tray
- Palm support, 6" height adjustment, negative and positive tilt
- 360 degree of swivel

3.2.1 Room 109 – Exhibit A – First Floor

Executive Single Pedestal Desk, Right Pedestal (1) 72"W x 36"D x 30"H

- Wood veneer
- Central locking
- Legal width pedestals
- Box/file in pedestal
- Pull out writing shelf
- Traditional pulls in antique brass
- Traditional edge and molding details
- Work surface grommet located on the left from the seated side

Executive Bridge, Half Modesty (1) 50"W x 24"D

- Wood veneer
- Grommet in back panel
- Grain direction runs front to back on work surface
- Hinged back panel to access power/data on wall
- Work surface grommet located in the center

- Traditional edge details

Executive Credenza, Left Pedestal (1) 72"W x 20"D x 30"H

- Wood veneer
- Letter width pedestal
- Box/file in pedestal
- Grommet in back panel
- Work surface grommet located on the right
- Traditional pulls in antique brass
- Traditional edge and molding details

Storage Credenza Full Pedestal (1) 66"W x 20"D x 30"H

- Wood veneer
- Box/File in pedestals
- Fixed storage shelf behind doors
- Legal or letter filing
- Traditional pulls in antique brass
- Traditional edge and molding details

Vertical Hutch Surface Mount (1) 66"W x 15"D x 52"H

- Wood veneer
- Open shelving in the middle section with fixed shelves
- Solid wood doors on the end sections with adjustable shelves
- Grommet located in center of back panel
- Traditional pulls in antique brass
- Traditional edge and molding details

Guest Chairs (2) 23 1/4"W x 24"D x 34 1/4"H (overall chair size)

- Solid hardwood frame
- Curved wood open arms
- Upholstered back and seat
- Maharam: Rove/Soba
- High grade polyurethane foam

Cabot Wrenn Fusion Lounge Series or equal- Lounge Chairs (2) 32 1/4"H x 31 1/2"W x 30 3/4"D

- Upholstered lounge chair
- Maharam: Rova/Soba
- Curved wooden arm caps
- Wooden legs
- 500lb. capacity

Round End Table (1) 22"Dia x 21"H

- Wood veneer
- Curved legs

Freestanding Pivot LED Desk Light (1)

- Two-stage light control with 3.0 watt and 7.3 watt selection
- Rotates 360 degrees around the base
- Scratch resistance bottom
- Textured black finish
- 5 year warranty, 24/7

Keyboard Tray

- Fully adjustable keyboard tray with moveable mouse from left to right side of keyboard tray
- Palm support
- 6" height adjustment
- Negative and positive tilt
- 360 degree of swivel

Executive Desk Chair with Headrest (1)

- 3-dimensional arms
- Upholstered back and seat
- Ultrafabrics: Brisa (undecided color)
- Five star aluminum base with hard casters
- 3-point tilt mechanism
- High adjustment
- Back stop: single position
- Free-floating forward tilt
- Adjustable lumbar
- position seat depth

3.2.2 Room 111 – Exhibit A – First Floor

Executive Single Pedestal Desk, Right Pedestal (1) 72"W x 36"D x 30"H

- Wood veneer
- Central locking
- Legal width pedestals
- Box/file in pedestal
- Pull out writing shelf
- Traditional edge and molding details
- Traditional pulls in antique brass
- Work surface grommet on left

Executive Return, Left Pedestal (1) 45"W x 24"D x 30"H

- Wood veneer
- Box/file in pedestal
- Letter width pedestal
- Grommet in back panel
- Grain direction runs front to back on work surface
- Work surface grommet located on left
- Traditional edge and molding details
- Traditional pulls in antique brass

Wood Door Surface Mount Hutch (1) 66"W x 15"D x 40"H

- Wood veneer
- Storage behind wood doors
- Grommet located in center of back panel
- 21 ½" clearance below doors
- Traditional pulls in antique brass

Tack board 66"W x 17 ¾"H

- Located underneath surface mounted hutch

Task light 48"W

- Located underneath surface mounted hutch
- Two Drawer Lateral File (1) 36"W x 20"D x 30"H
- Wood veneer
- Central locking system
- Anti-tilt system
- Legal or letter filing side to side or front to back
- Traditional edge and molding details
- Traditional pulls in antique brass

Top Unit Bookcase (1) 34"W x 15"D x 52"H

- Wood veneer
- Bottom shelf fixed with 12" clearance
- Two adjustable shelves
- Traditional edge and molding details

Guest Chairs (2) 23 ¼"W x 24"D x 34 ¼"H (overall chair size)

- Solid hardwood frame
- Curved wood open arms
- Upholstered back and seat
- Design Tex: Moderne/Terracotta
- High grade polyurethane foam

Freestanding Pivot LED Desk Light

- Two-stage light control with 3.0 watt and 7.3 watt selection
- Rotates 360 degrees around the base
- Scratch resistance bottom
- Textured black finish
- year warranty, 24/7

Keyboard Tray

- Fully adjustable keyboard tray with moveable mouse from left to right side of keyboard tray
- Palm support
- 6" height adjustment
- Negative and positive tilt
- 360 degree of swivel

3.2.3 Room 117 – Exhibit A – First Floor

Corner Unit (1) 36"W x 36"D x 30"H

- Wood veneer
- Work surface grommet located in back corner
- Grain direction runs front to back on work surface
- Free stand support unit
- Traditional edge and molding details

Executive Return, Left Pedestal (1) 45"W x 24"D x 30"H

- Wood veneer
- Box/file in pedestal
- Letter width pedestal
- Grommet in back panel
- Grain direction runs front to back on work surface
- Work surface grommet located on left
- Traditional edge and molding details
- Traditional pulls in antique brass

Executive Bridge, Half Modesty (1) 42"W x 24"D x 30"H

- Wood veneer
- Grommet in back panel
- Grain direction runs front to back on work surface
- Hinged back panel to access power/data on wall
- Work surface grommet located in the center
- Traditional edge detail

Modular Storage Cabinet (1) 29"W x 18"D x 25"H

- Wood veneer
- Two doors
- Adjustable shelf
- Finished back
- Traditional pulls in antique brass

Modular Storage Lateral File (1) 29"W x 18"D x 25"H

- Wood veneer
- Central locking
- Top drawer styled as two box drawers
- Legal or letter filing side to side or letter filing front to back
- Finished back
- Traditional pulls in antique brass

Cabinet/Credenza Top (1) 89"W x 20"D

- Wood veneer
- Cabinet/Credenza Base (1) 60"W x 20"D
- Wood veneer
- Finishing for modular components

Modular Pedestal, Right Pedestal (1) 20"W x 19"D

- Wood veneer
- Modular pedestal shell for support
- Used to create single pedestal and credenzas from modular components
- Standard with pencil molding

Wood Door Surface Mount Hutch (1) 66"W x 15"D x 40"H

- Wood veneer
- Storage behind wood doors
- Grommet located in center of back panel
- 21 1/2" clearance below doors
- Traditional pulls in antique brass

Tack board (1) 66"W x 17 3/4"H

- Located underneath surface mounted hutch
- Task light (1) 48"W
- Located underneath surface mounted hutch

Guest Chairs (2) 23 1/4"W x 24"D x 34 1/4"H (overall chair size)

- Solid hardwood frame
- Curved wood open arms
- Upholstered back and seat
- Knoll: Legend CR/Unicorn
- High grade polyurethane foam

Freestanding Pivot LED Desk Light (1)

- Two-stage light control with 3.0 watt and 7.3 watt selection
- Rotates 360 degrees around the base
- Scratch resistance bottom
- Textured black finish
- 5 year warranty, 24/7

Keyboard Tray

- Fully adjustable keyboard tray with moveable mouse from left to right side of keyboard tray
- Palm support
- 6" height adjustment
- Negative and positive tilt
- 360 degree of swivel

3.2.4 Room 118 – Exhibit A – First Floor

Executive Single Pedestal Desk, Right Pedestal (1) 72"W x 36"D x 30"H

- Wood veneer
- Central locking
- Legal width pedestals
- Box/file in pedestal

- Pull out writing shelf
- Traditional edge and molding details
- Traditional pulls in antique brass
- Work surface grommet on left

Executive Bridge, Half Modesty (1) 42"W x 24"D x 30"H

- Wood veneer
- Grommet in back panel
- Grain direction runs front to back on work surface
- Hinged back panel to access power/data on wall
- Work surface grommet located in the center
- Traditional edge detail

Executive Lateral File Credenza, Left Pedestal (1) 72"W x 20"D x 30"H

- Wood veneer
- Locking file
- Lateral/lateral in pedestal
- Grommet in back panel
- Legal or letter filing
- Work surface grommet located on right
- Traditional edge and molding details
- Traditional pulls in antique brass

Wood Door Surface Mount Hutch (1) 72"W x 15"D x 40"H

- Wood veneer
- Storage behind wood doors
- Grommet located in center of back panel
- 21 1/2" clearance below doors
- Traditional pulls in antique brass

Tack board (1) 72"W x 17 3/4"H

- Located underneath surface mounted hutch

Task light (1) 48"W

- Located underneath surface mounted hutch

Two Drawer Lateral File (1) 36"W x 20"D x 30"H

- Wood veneer
- Central locking system
- Anti-tilt system
- Legal or letter filing side to side or front to back
- Traditional edge and molding details
- Traditional pulls in antique brass

Bookcase (1) 34"W x 15"D x 70"H

- Wood veneer

- adjustable shelves, 1 fixed shelf
- Traditional edge and molding details

Guest Chairs (1) 23 1/4"W x 24"D x 34 1/4"H (overall chair size)

- Solid hardwood frame
- Curved wood open arms
- Upholstered back and seat
- Design Tex: Isometry/Cafe
- High grade polyurethane foam

Freestanding Pivot LED Desk Light (1)

- Two-stage light control with 3.0 watt and 7.3 watt selection
- Rotates 360 degrees around the base
- Scratch resistance bottom
- Textured black finish
- 5 year warranty, 24/7

Keyboard Tray

- Fully adjustable keyboard tray with moveable mouse from left to right side of keyboard tray
- Palm support
- 6" height adjustment
- Negative and positive tilt
- 360 degree of swivel

3.2.5 Room 119 – Exhibit A – First Floor

Executive Single Pedestal Desk, Right Pedestal (1) 72"W x 36"D x 30"H

- Wood veneer
- Central locking
- Legal width pedestals
- Box/file in pedestal
- Pull out writing shelf
- Traditional edge and molding details
- Traditional pulls in antique brass
- Work surface grommet on left

Executive Bridge, Half Modesty (1) 50"W x 24"D x 30"H

- Wood veneer
- Grommet in back panel
- Grain direction runs front to back on work surface
- Hinged back panel to access power/data on wall
- Work surface grommet located in the center
- Traditional edge detail

Executive Credenza, Left Pedestal (1) 72"W x 20"D x 30"H

- Wood veneer
- Letter width pedestal
- Box/file in pedestal
- Grommet in back panel
- Work surface grommet located on the right
- Traditional pulls in antique brass
- Traditional edge and molding details

Wood Door Surface Mount Hutch (1) 72"W x 15"D x 40"H

- Wood veneer
- Storage behind wood doors
- Grommet located in center of back panel
- 21 ½" clearance below doors
- Traditional pulls in antique brass

Tackboard (1) 72"W x 17 ¾"H

- Located underneath surface mounted hutch

Tasklight (1) 48"W

- Located underneath surface mounted hutch

Two Drawer Lateral File (1) 36"W x 20"D x 30"H

- Wood veneer
- Central locking system
- Anti-tilt system
- Legal or letter filing side to side or front to back
- Traditional edge and molding details
- Traditional pulls in antique brass

Storage Credenza Full Pedestal (1) 72"W x 20"D x 30"H

- Wood veneer
- Box/File in pedestals
- Fixed storage shelf behind doors
- Legal or letter filing
- Traditional pulls in antique brass
- Traditional edge and molding details

Vertical Hutch Surface Mount (1) 72"W x 15"D x 52"H

- Wood veneer
- Open shelving in the middle section with fixed shelves
- Solid wood doors on the end sections with adjustable shelves
- Grommet located in center of back panel
- Traditional pulls in antique brass
- Traditional edge and molding details

Circular Table (1) 42"W x 42"D x 30"H

- Wood veneer
- Hardwood Queen Anne base
- Traditional edge detail

Guest Chairs (4) 23 ¼"W x 24"D x 34 ¼"H (overall chair size)

- Solid hardwood frame
- Curved wood open arms
- Upholstered back and seat
- Design Tex: Isometry/Cafe
- High grade polyurethane foam

Freestanding Pivot LED Desk Light (1)

- Two-stage light control with 3.0 watt and 7.3 watt selection
- Rotates 360 degrees around the base
- Scratch resistance bottom
- Textured black finish
- 5 year warranty, 24/7

Keyboard Tray

- Fully adjustable keyboard tray with moveable mouse from left to right side of keyboard tray
- Palm support
- 6" height adjustment
- Negative and positive tilt
- 360 degree of swivel

3.2.6 Room 127 – Exhibit A – First Floor

Executive Single Pedestal Desk, Right Pedestal (1) 72"W x 36"D x 30"H

- Wood veneer
- Central locking
- Legal width pedestals
- Box/file in pedestal
- Pull out writing shelf
- Traditional edge and molding details
- Traditional pulls in antique brass
- Work surface grommet on left

Executive Bridge, Half Modesty (1) 42"W x 24"D x 30"H

- Wood veneer
- Grommet in back panel
- Grain direction runs front to back on work surface
- Hinged back panel to access power/data on wall
- Work surface grommet located in the center
- Traditional edge detail

Executive Credenza, Left Pedestal (1) 72"W x 20"D x 30"H

- Wood veneer

- Letter width pedestal
- Box/file in pedestal
- Grommet in back panel
- Work surface grommet located on the right
- Traditional pulls in antique brass
- Traditional edge and molding details

Wood Door Surface Mount Hutch (1) 66"W x 15"D x 40"H

- Wood veneer
- Storage behind wood doors
- Grommet located in center of back panel
- 21 ½" clearance below doors
- Traditional pulls in antique brass

Tackboard (1) 66"W x 17 ¾"H

- Located underneath surface mounted hutch

Task light (1) 48"W

- Located underneath surface mounted hutch

Guest Chairs (2) 23 ¼"W x 24"D x 34 ¼"H (overall chair size)

- Solid hardwood frame
- Curved wood open arms
- Upholstered back and seat
- Maharam: Rove/Soba
- High grade polyurethane foam

Freestanding Pivot LED Desk Light (1)

- Two-stage light control with 3.0 watt and 7.3 watt selection
- Rotates 360 degrees around the base
- Scratch resistance bottom
- Textured black finish
- 5 year warranty, 24/7

Keyboard Tray

- Fully adjustable keyboard tray with moveable mouse from left to right side of keyboard tray
- Palm support
- 6" height adjustment
- Negative and positive tilt
- 360 degree of swivel.

3.2.7 102 – Reception Area- Exhibit A – First Floor

Cabot Wrenn Fusion Lounge Series or equal- Lounge Chairs (4) 32 ¼"H x 31 ½"W x 30 ¾"D

- Upholstered lounge chair
- Inside: Arc Corn Shimmer/Mink
- Outside: Knoll Legend CR/Unicorn

- Curved wooden arm caps
- Wooden legs
- 500lb. capacity

3-Seat Sofa (1) 32 1/4"H x 72"W x 30"D

- Upholstered sofa
- Inside: Arc Com Shimmer/Mink
- Outside: Knoll Legend CR/Unicorn
- Curved wooden arm caps
- Wooden legs
- 1500lb. capacity

Round End Table (2) 22"Dia x 21"H

- Wood veneer
- Curved legs

Rectangle Coffee Table (1) 42"W x 20"D x 16"H

- Wood veneer
- Curved legs

Reception Station Desk Shell (1) 98"W x 38"D x 42"H

- Wood veneer with 12" wood transaction top
- Transaction top profiled on 4 sides
- Traditional edge and molding details
- Work surface grommet located in center

Reception Station Return Shell, Right Return (1) 48"W x 25"D x 42"H

- Wood veneer
- Grain runs front to back on work surface
- Work surface grommet located on right
- Traditional edge and molding details

Reception Station Return Shell, Left Return (1) 48"W x 25"D x 42"H

- Wood veneer
- Grain runs front to back on work surface
- Work surface grommet located on left
- Traditional edge and molding details

Return Transaction Top (2) 76"W x 12"D

- Wood veneer
- Profiled on 4 sides with reverse shape on joining end
- Grain runs front to back on veneer work surfaces
- Traditional edge detail

Component Pedestal, Box/Box/File (1) 18"W x 24"D x 28 1/4"H

- Wood veneer

- Box/Box/File legal width pedestal
- File drawer provides legal or letter filing
- Lockable
- Traditional pulls in antique brass

Component Pedestal, File/File (1) 18"W x 24"D x 28 1/4"H

- Wood veneer
- File/file legal width pedestal
- File drawers provide legal or letter filing
- Lockable
- Traditional pulls in antique brass
- Keyboard Tray
- Fully adjustable keyboard tray with moveable mouse from left to right side of keyboard tray
- Palm support
- 6" height adjustment
- Negative and positive tilt
- 360 degree of swivel

Freestanding Pivot LED Desk Light

- Two-stage light control with 3.0 watt and 7.3 watt selection
- Rotates 360 degrees around the base
- Scratch resistance bottom
- Textured black finish
- year warranty, 24/7

3.2.8 106 – Coffee Area- Exhibit A – First Floor

Cabot Wrenn Fusion Lounge Series - Lounge Chairs (2) 32 1/4"H x 31 1/2"W x 30 3/4"D

- Upholstered lounge chair
- Inside: Arc Com Shimmer/Mink
- Outside: Knoll Legend CR/Unicorn
- Curved wooden arm caps
- Wooden legs
- 500lb. capacity

Round End Table (1) 22"Dia x 21"H

- Wood veneer
- Curved legs

Storage Credenza Full Pedestal (1) 72"W x 20"D x 30"H

- Wood veneer
- Box/File pedestals on each end
- Storage doors between pedestals with fixed shelf
- Legal or letter filing
- Grommet located left and right

3.2.9 107 – Supply Room- Exhibit A – First Floor

Open Metal Shelving (1) 30"W x 18"D

- 6 shelves high
- Adjustable in 1" increments
- Heavy duty 22 gauge steel
- 750lb. max. load per shelf
- Starter unit

Open Metal Shelving (2) 36"W x 18"D

- 6 shelves high
- Adjustable in 1" increments
- Heavy duty 22 gauge steel
- 750 lb. max. load per shelf
- Adder unit

Open Metal Shelving (1) 48"W x 18"D

- 6 shelves high
- Adjustable in 1" increments
- Heavy duty 22 gauge steel
- 750 lb. max. load per shelf
- Starter unit

3.2.10 110 – Copy Area- Exhibit A – First Floor

Three-High Storage Cabinets (2) 39 1/2"H x 18 3/4"D x 29 7/8"W

- Hinged doors with two adjustable shelves
- Lockable
- Painted

Common File Top (1) 18 3/4"D x 60"W

- High-pressure laminate surface with 3mm edgeband on front and back edge and 1mm edgeband on sides

Overhead Storage Unit (2) 16"H x 14"D x 30"W

- Wall mounted (no vertical wall tracks)
- Painted
- Lockable
- Hinged doors

Bulletin Board (1) 72"W x 48"H

- 1/32" fine-grain natural cork board
- Self-healing tack surface
- Aluminum frame
- 10-year guarantee

3.2.11 Room 115 -Exhibit A – First Floor

Lateral Files (4) 42"W x 18 ¾"D x 63 ½"H

- Includes 12"H drawers with adjustable side-to-side hanging bars for letter, legal, EDP and international A4 and foolscap suspended file folders
- Lockable
- Painted
- Datum BI/Tri Track Slider or Equal
- 6 High Units
- Need filing for 1500 lineal inches
- Tracks will consist of two 14 gauge steel support channels.
- Track assemblies are easily leveled by adjusting the built in glides
- Decking will be manufactured of 16 gauge formed steel, coated with a non-skid textured finish. Deck panels will be installed between each rail creating a smooth unobstructed finish.
- Top stabilizers consist of a single or double 18 gauge steel formed channel attached to the stationary rack, and a 14 gauge steel bracket with two 1-3/8" nylon faced ball bearing rollers attached to the top of each mobile rack. The bearing assembly will be adjustable to compensate for any irregularities in the floor
- Carriages consist of sections of "U" shaped formed cold rolled steel 13 gauge and 14 gauge stringers and cross members, all electrically welded to form a strong and durable frame
- Carriage wheels will be heavy-duty double sealed, permanently lubricated ball bearing. There are a total of four wheel assemblies per carriage

3.2.12 Room 116 – Exhibit A – First Floor

Secure File Room

Lateral Files (2) 30"W x 18 ¾"D x 63 ½"H

- Includes 12"H drawers with adjustable side-to-side hanging bars for letter, legal, EDP and international A4 and foolscap suspended file folders
- Lockable
- Painted

Storage Cabinets (2) 42"W x 18 ¾"D x 63 ½"H

- Hinged doors with full access hinges
- Four shelves
- Shelves adjust in increments of 6"
- Lockable
- Painted

Bookcases (2) 36"W x 14"D x 63 ½"H

- Four adjustable shelves
- Shelves adjust in increments of 1 ¾"
- All openings will accommodate standard US three-ring binders

- Painted

3.2.13 Room 120 – Exhibit A – First Floor

Conference Room

Rectangular Conference Top (1) 144"W x 48"D x 1 3/16"H

- Wood veneer
- 12ft. conference top
- Two piece top
- Traditional edge detail
- Each work surface power center
- Four power receptacles in two 15 amp duplexes
- One 15 amp circuit breaker
- One voice port
- Three data ports
- Six foot cord
- UL listed/CSA certified

Traditional Square Base (3) 20"W x 20"D x 28 1/2"H

- Wood veneer
- Panel access doors
- Traditional molding on all sides
- 2" wire management opening above door
- 60mm wire management opening in bottom

Visual Board (1) 48"W x 5"D x 48"H

- Decorative pencil molding
- Tackboard on each door
- Display rail with adjustable hooks for flipchart
- Flipchart
- Magnetic porcelain non-glare writing surface
- Set of 4 dry erase markers and eraser

Executive Conference Chair (12) 26"W x 26"D x 43-48"H (overall chair size)

- High back executive swivel
- Ergonomic curved back to provide lumbar support
- 5-star high profile fiberglass reinforced nylon base
- Black dual wheel hard caster
- Pneumatic gas lift
- Swivel tilt control
- Black T-style arm, height adjustable
- High grade polyurethane foam
- Upholstered seat and back
- Ultrafabrics: Brisa (undecided color)

3.2.14 Room 123 – Exhibit A – First Floor

Training/Conference Room

Human Scale Diffrient World Task Chairs or Equal (52) 36 ½" - 40 ½"H x 26"W x 24"D (overall chair size)

- Non-stretch, tri panel mesh back
- Non-stretch mesh seat with upholstered seat cushion
- Textile grade 1
- Pneumatic cylinder
- Mechanism free
- Pivoting back rest full range of recline motion regardless of size or weight
- Size adjustable to 98% of the population
- Height adjustable arm rests

Training Tables (25) 30"D x 72"W

- Laminate top with 3mm edge band on all sides and backs
- Flip top and nesting capabilities
- Casters, locking
- Painted aluminum Y-leg base

Podium (1) 46"H x 22 ¼"D x 22 ½"W

- Laminate
- Podium sloping top is 22 ½"W x 16 3/8"D with paper ledge
- Casters, locking
- Locking podium doors
- Podium user side has open shelf, lower storage with lockable touch latch door and one adjustable shelf
- Podium back has touch latch, lockable full height door with full-height enclosure for power and cable management
- Podium bottom has cut out for wire access to floor

Credenza Base (1) 29"H x 20"D x 96"W

- Laminate
- 19"H base cabinet with one shelf, solid touch doors and painted legs
- 10"H upper unit with translucent slider doors
- Lockable
- Credenza Top (1) 20"D x 96"W
- Laminate top
- Cabot Wrenn Sage Bench Series or equal (4) 19 ¼"H x 66"W x 22 ½"D (located outside room 123)
- Upholstered bench with wood legs
- Seat: Arc Com Shimmer/Mink
- Side Panels: Knoll Legend CR/Unicorn

3.2.15 Room 124 – Exhibit A – First Floor

Library

Cabot Wrenn Fusion Lounge Series

Lounge Chairs (2) 32 ¼"H x 31 ½"W x 30 ¾"D

- Upholstered lounge chair
- Inside: Arc Com Shimmer/Mink

- Outside: Knoll Legend CR/Unicorn
- Curved wooden arm caps
- Wooden legs
- 500lb. capacity

Round End Table (1) 22"Dia x 21"H

- Wood veneer
- Curved legs

Human Scale Diffrient World Task Chairs or Equal (6) 36 ½"- 40 ½"H x 26"W x 24"D (overall chair size)

- Non-stretch, tri panel mesh back
- Non-stretch mesh seat with upholstered seat cushion
- Textile grade 1
- Pneumatic cylinder
- Mechanism free
- Pivoting back rest full range of recline motion regardless of size or weight
- Size adjustable to 98% of the population
- Height adjustable arm rests

Bookcases (15) 34"W x 15"D x 70"H

- Wood veneer
- Three adjustable shelves, one fixed shelf
- Traditional molding, trim and edge details

Conference Table (1) 96"W x 42"D x 1-3/16"H

- Wood veneer
- One piece top
- Traditional edge detail

Table Bases (2) 20"W x 2"D x 28 ½"H

- Wood veneer
- Panel base
- Stretchers (for support) are included
- Traditional molding and trim details

3.2.16 Room 125 – Exhibit A – First Floor

Conference Storage

Open Metal Shelving (1) 48"W x 18"D

- 6 shelves high
- Adjustable in 1" increments
- Heavy duty 22 gauge steel
- 750lb. max. load per shelf
- Starter unit

3.2.17 Room 126 – Exhibit A – First Floor

Server Room

- Open Metal Shelving (1) 36"W x 18"D
- 6 shelves high
- Adjustable in 1" increments
- Heavy duty 22 gauge steel
- 750lb. max. load per shelf
- Starter unit

Open Metal Shelving (2) 36"W x 18"D

- 6 shelves high
- Adjustable in 1" increments
- Heavy duty 22 gauge steel
- 750lb. max. load per shelf
- Adder unit

3.2.18 Room 131 – Exhibit A – First Floor

Curator Storage

Open Metal Shelving (4) 36"W x 18"D

- 6 shelves high
- Adjustable in 1" increments
- Heavy duty 22 gauge steel
- 750lb. max. load per shelf
- Starter unit

Open Metal Shelving (16) 36"W x 18"D

- 6 shelves high
- Adjustable in 1" increments
- Heavy duty 22 gauge steel
- 750lb. max. load per shelf
- Adder unit

Open Metal Shelving (3) 36"W x 12"D

- 6 shelves high
- Adjustable in 1" increments
- Heavy duty 22 gauge steel
- 750lb. max. load per shelf
- Starter unit

Open Metal Shelving (6) 36"W x 12"D

- 6 shelves high
- Adjustable in 1" increments
- Heavy duty 22 gauge steel
- 750lb. max. load per shelf
- Adder unit

Table (1) 60"W x 24"D x 29"H

- 1-3/16" thick laminate top
- T-leg base
- Non-folding

3.2.19 Copy Area 1 - Exhibit A – Second Floor

Storage Cabinets (2) 30"W x 18 ¾"D x 39 ½"H

- Lockable
- Hinged doors with full access hinges
- Shelves adjust in increments of 6"
- Painted

Common Top (1) 60"W x 18 ¾"D

- Laminate surface with 3mm edgeband on front and back edge and 1mm edgeband on sides

Mail Center (1) 24" W x 15"D x 33"H

- 9" High elevation, metal frame and metal shelves
- 24 Pockets, 2 column of 11" shelves x 15" deep
- All shelves are adjustable on ½" increments
- Shelves have thumb cuts and labeling flanges on the front of each shelf
- 50 lb. weight capacity per shelf

Table (1) 48"W x 24"D x 29"H

- Laminate top
- C Legs
- No casters

3.2.20 Copy Area 2- Exhibit A – Second Floor

Storage Cabinets (2) 30"W x 18 ¾"D x 39 ½"H

- Hinged doors with full access hinges
- Two shelves
- Lockable
- Shelves adjust in increments of 6"

Common Storage Top (1) 60"W x 18 ¾"D

- High pressure laminate surface with 3mm edgeband on front and back and 1mm edgeband on sides

3.2.21 Room 201-Exhibit A – Second Floor

Single Pedestal Desk, Right Pedestal (1) 72"W x 36"D x 29"H

- Recessed front with full modesty
- Letter width, locking pedestal

- Box/box/file in pedestal
- Black utility tray for box drawer
- Laminate
- Square edge detail
- Work surface grommet located on left from seated side

Bridge, Half Modesty (1) 48"W x 24"D x 29"H

- Grain direction runs front to back on work surface
- Hinged back panel to access power/data on wall
- Laminate
- Square edge detail
- Work surface grommet located in center

Credenza, Left Pedestal (1) 72"W x 20"D x 29"H

- Letter width locking pedestal
- File/file in pedestal
- Grommet in back panel
- Laminate
- Square edge detail
- Work surface grommet located on right

Computer work table (1) 42"W x 24"D x 29"H

- Fixed shelf
- Grommet in back panel
- Laminate
- Square edge detail

Bookcase (1) 36"W x 15"D x 70-7/8"H

- Three adjustable shelves, one fixed shelf
- Laminate
- Square edge detail

Guest Chairs (2) 23 3/4"W x 24 1/4"D x 31 3/4"H

- Solid hardwood frame
- Curved wood open arms
- Upholstered back and seat
- Design Tex: Knoll Legend CR/Unicorn
- High grade polyurethane foam

Magnetic Harmony Glass Marker Board (1) 4'W x 3'H

- 1/4" Tempered glass with 1" radius corners and flat polished edges
- Brilliant white back for high marker contrast
- Steel panel added to enable rare earth magnet use
- Attached accessory holder
- Comes with 4 markers, an eraser and 4 rare earth magnets

Freestanding Pivot LED Desk Light (1)

- Two-stage light control with 3.0 watt and 7.3 watt selection
- Rotates 360 degrees around the base
- Scratch resistance bottom
- Textured black finish
- year warranty, 24/7

Keyboard Tray

- Fully adjustable keyboard tray with moveable mouse from left to right side of keyboard tray
- Palm support
- 6" height adjustment
- Negative and positive tilt
- 360 degree of swivel

3.2.22 Room 202-Exhibit A- Second Floor

Single Pedestal Desk, Left Pedestal (1) 66"W x 30"D x 29"H

- Recessed front
- Letter width locking pedestal
- Box/box/file in pedestal
- Black utility tray for box drawer
- Laminate
- Square edge detail
- Work surface grommet located on right from seated side

Bridge, Half Modesty (1) 42"W x 24"D x 29"H

- Grain direction runs front to back on work surface
- Hinged back panel to access power/data on wall
- Laminate
- Square edge detail
- Work surface grommet located in center

Credenza, Right Pedestal (1) 66"W x 20"D x 29"H

- Letter width locking pedestal
- File/file in pedestal
- Grommet in back panel
- Laminate
- Square edge detail
- Work surface grommet located on left

Hutch (1) 66"W x 15"D x 40-7/8"H

- Wire management grommets are standard for both tasklights and keyboards
- Four hinged doors
- Laminate
- Square edge detail

Tackboard (1) 66"W x 17 ¾"H

- Located underneath surface mounted hutch

Tasklight (1) 48"W

- Located underneath surface mounted hutch

Lateral File (1) 36"W x 24"D x 54 1/2"H

- Central locking
- Anti-tilt system
- File drawers provide legal or letter filing front to back or side to side
- 1/4" thick drawer bottoms allow for storage applications

Magnetic Harmony Glass Marker Board (1) 4'W x 3'H

- 1/4" Tempered glass with 1" radius corners and flat polished edges
- Brilliant white back for high marker contrast
- Steel panel added to enable rare earth magnet use
- Attached accessory holder
- Comes with 4 markers, an eraser and 4 rare earth magnets

Guest Chairs (2) 23 3/4"W x 24 1/4"D x 31 3/4"H

- Solid hardwood frame
- Curved wood open arms
- Upholstered back and seat
- Maharam: Rove/Soba
- High grade polyurethane foam

Freestanding Pivot LED Desk Light

- Two-stage light control with 3.0 watt and 7.3 watt selection
- Rotates 360 degrees around the base
- Scratch resistance bottom
- Textured black finish
- year warranty, 24/7

Keyboard Tray

- Fully adjustable keyboard tray with moveable mouse from left to right side of keyboard tray
- Palm support
- 6" height adjustment
- Negative and positive tilt
- 360 degree of swivel

3.2.23 Room 203-Exhibit A-Second Floor

Single Pedestal Desk, Left Pedestal (1) 66"W x 30"D x 29"H

- Recessed front
- Letter width locking pedestal
- Box/box/file in pedestal
- Black utility tray for box drawer
- Laminate
- Square edge detail

- Work surface grommet located on right from seated side

Return, Right Pedestal (1) 48"W x 24"D x 30"H

- Letter width locking pedestal
- File/file in pedestal
- Grommet in back panel
- Grain direction runs side to side on work surface
- Laminate
- Square edge detail
- Work surface grommet located on left

Hutch (1) 72"W x 15"D x 40-7/8"H

- Wire management grommets are standard for both tasklights and keyboards
- Four hinged doors
- Laminate
- Square edge detail

Tackboard (1) 72"W x 17 3/4"H

- Located underneath surface mounted hutch

Tasklight (1) 48"W

- Located underneath surface mounted hutch

Bookcase (1) 36"W x 14-1/8"D x 70-7/8"H

- Three adjustable shelves, one fixed shelf
- Laminate
- Square edge details

Freestanding Pivot LED Desk Light

- Two-stage light control with 3.0 watt and 7.3 watt selection
- Rotates 360 degrees around the base
- Scratch resistance bottom
- Textured black finish
- year warranty, 24/7

Guest Chairs (1) 23 3/4"W x 24 1/4"D x 31 3/4"H

- Solid hardwood frame
- Curved wood open arms
- Upholstered back and seat
- Knoll: Legend CR/Unicorn
- High grade polyurethane foam

Lateral File Credenza (1) 72"W x 24"D x 30"H

- Dual locking
- File drawers provide legal or letter filing
- 1/4" thick drawer bottom allows for storage

- Four file drawers
- Laminate
- Square edge detail

Top Unit Bookcase (2) 36"W x 15"D x 40-7/8"H

- Bottom shelf fixed with 12" clearance
- Laminate
- Square edge detail

Magnetic Harmony Glass Marker Board (1) 4'W x 3'H

- 1/4" Tempered glass with 1" radius corners and flat polished edges
- Brilliant white back for high marker contrast
- Steel panel added to enable rare earth magnet use
- Attached accessory holder
- Comes with 4 markers, an eraser and 4 rare earth magnets

Keyboard Tray

- Fully adjustable keyboard tray with moveable mouse from left to right side of keyboard tray
- Palm support
- 6" height adjustment
- Negative and positive tilt
- 360 degree of swivel

3.2.24 Room 204 –Exhibit A-Second Floor

Single Pedestal Desk, Right Pedestal (1) 72"W x 36"D x 30"H

- Recessed front
- Letter width locking pedestal
- Box/box/file in pedestal
- Black utility tray for box drawer
- Laminate
- Work surface grommet located on left from seated side

Bridge, Half Modesty (1) 48"W x 24"D x 29"H

- Grain direction runs front to back on work surface
- Hinged back panel to access power/data on wall
- Laminate
- Work surface grommet located in center

Credenza, Left Pedestal (1) 72"W x 20"D x 29"H

- Letter width locking pedestal
- File/file in pedestal
- Grommet in back panel
- Laminate
- Work surface grommet located on right

Hutch (1) 72"W x 15"D x 40-7/8"H

- Wire management grommets are standard for both tasklights and keyboards
- Four hinged doors
- Laminate

Tackboard (1) 72"W x 17 ¾"H

- Located underneath surface mounted hutch

Tasklight (1) 48"W

- Located underneath surface mounted hutch

Two Drawer Lateral File (1) 36"W x 24"D x 30"H

- Central locking
- Anti-tilt system
- File drawers provide legal or letter filing front to back or side to side
- ¼" thick drawer bottoms allow for storage applications
- Laminate

Bookcases (2) 36"W x 14-1/8"D x 70-7/8"H

- Three adjustable shelves, one fixed shelf
- Laminate

Magnetic Harmony Glass Marker Board (1) 4'W x 3'H

- ¼" Tempered glass with 1" radius corners and flat polished edges
- Brilliant white back for high marker contrast
- Steel panel added to enable rare earth magnet use
- Attached accessory holder
- Comes with 4 markers, an eraser and 4 rare earth magnets

Guest Chairs (2) 23 ¾"W x 24 ¼"D x 31 ¾"H

- Solid hardwood frame
- Curved wood open arms
- Upholstered back and seat
- Maharam: Rove/Soba
- High grade polyurethane foam

Freestanding Pivot LED Desk Light

- Two-stage light control with 3.0 watt and 7.3 watt selection
- Rotates 360 degrees around the base
- Scratch resistance bottom
- Textured black finish
- year warranty, 24/7

Keyboard Tray

- Fully adjustable keyboard tray with moveable mouse from left to right side of keyboard tray

- Palm support
- 6" height adjustment
- Negative and positive tilt
- 360 degree of swivel

3.2.25 Room 205-Exhibit A- Second Floor

D-Top Desk (1) 72"W x 36"D x 30"H

- Wood veneer
- End panel support
- Black metal 4 1/2" cylinder base
- Work surface grommet located on right from seated side

Bridge, Half Modesty (1) 42"W x 24"D x 30"H

- Wood veneer
- Grommet in back panel
- Grain direction runs front to back on work surface
- Hinged back panel to access power/data on wall
- Work surface grommet in center

Multi-File Credenza, Right Pedestal (1) 72"W x 20"D x 30"H

- Wood veneer
- Two box drawers, one file drawer and one lateral drawer
- Locking file drawers only
- One lateral file drawer provides legal or letter filing front to back or side to side
- Grommet in back panel
- Work surface grommet on left

Hutch (1) 72"W x 15"D x 40-7/8"H

- Wood veneer
- Frosted acrylic door
- Surface mount hutch
- Grommet
- 25 1/8" clearance below doors
- Four hinged doors

Tackboard (1) 72"W x 17 3/4"H

- Located underneath surface mounted hutch

Tasklight (1) 48"W

- Located underneath surface mounted hutch

Four Drawer Lateral File (1) 36"W x 20"D x 54 1/2"H

- Wood veneer
- Central locking
- Anti-tilt system
- File drawers provide legal or letter filing

- ¼" thick drawer bottoms allow for storage applications
- Unfinished back

Mobile Pedestal (1) 15"W x 19"D x 28 ½"H

- Wood veneer
- Locking pedestal
- Letter width pedestal
- Box/box/file in pedestal
- Casters allow for easy moving
- Fits underneath 30"H work surfaces

Guest Chairs (1) 23 ¾"W x 24 ¼"D x 31 ¾"H

- Solid hardwood frame
- Curved wood open arms
- Upholstered back and seat
- Knoll Legend CR/Unicorn
- High grade polyurethane foam

Freestanding Pivot LED Desk Light

- Two-stage light control with 3.0 watt and 7.3 watt selection
- Rotates 360 degrees around the base
- Scratch resistance bottom
- Textured black finish
- year warranty, 24/7

Keyboard Tray

- Fully adjustable keyboard tray with moveable mouse from left to right side of keyboard tray
- Palm support
- 6" height adjustment
- Negative and positive tilt
- 360 degree of swivel

3.2.26 Room 206- Exhibit A- Second Floor

Single Pedestal Desk, Right Pedestal (1) 72"W x 36"D x 30"H

- Wood veneer
- Stepped front, full modesty
- Locking pedestal
- Letter width pedestal
- Box/box/file in pedestal
- Black utility tray for box drawer
- Work surface grommet located on left from seated side

Bridge, Half Modesty (1) 48"W x 24"D x 30"H

- Wood veneer

- Grommet in back panel
- Grain direction runs front to back on work surface
- Hinged back panel to access power/data on wall
- Work surface grommet in center

Credenza, Left Pedestal (1) 72"W x 20"D x 30"H

- Wood veneer
- Locking pedestal
- Letter width pedestal
- File/file in pedestal
- Grommet in back panel
- Work surface grommet located on right

Hutch (1) 72"W x 15"D x 40-7/8"H

- Wood veneer
- Frosted acrylic door
- Surface mount hutch
- Grommet
- 25 1/8" clearance below doors
- Four hinged doors

Tackboard (1) 72"W x 17 3/4"H

- Located underneath surface mounted hutch

Tasklight (1) 48"W

- Located underneath surface mounted hutch

Kneespace Credenza (1) 72"W x 20"D x 30"H

- Wood veneer
- Locking pedestals
- Letter width pedestals
- File/file in pedestals
- Grommet in back panel
- Work surface grommet located in center

Freestanding Pivot LED Desk Light

- Two-stage light control with 3.0 watt and 7.3 watt selection
- Rotates 360 degrees around the base
- Scratch resistance bottom
- Textured black finish
- year warranty, 24/7

Bookcase (1) 36"W x 15"D x 72"H

- Wood veneer
- Three adjustable shelves
- 1" thick shelves

- Unfinished back

Lateral File Credenza (1) 72"W x 20"D x 30"H

- Wood veneer
- Dual locking
- File drawers provide legal or letter filing
- 1/4" thick drawer bottoms allow for storage applications
- Unfinished back

Top Unit Bookcases (2) 36"W x 15"D x 42-1/8"H

- Wood veneer
- Fixed bottom shelf with 12" clearance
- One adjustable shelf
- 1" thick shelves
- Unfinished back

Guest Chairs (3) 23 3/4"W x 24 1/4"D x 31 3/4"H

- Solid hardwood frame
- Curved wood open arms
- Upholstered back and seat
- Knoll Legend CR/Unicorn
- High grade polyurethane foam

Magnetic Harmony Glass Marker Board (1) 4'W x 3'H

- 1/4" Tempered glass with 1" radius corners and flat polished edges
- Brilliant white back for high marker contrast
- Steel panel added to enable rare earth magnet use
- Attached accessory holder
- Comes with 4 markers, an eraser and 4 rare earth magnets

Keyboard Tray

- Fully adjustable keyboard tray with moveable mouse from left to right side of keyboard tray
- Palm support
- 6" height adjustment
- Negative and positive tilt
- 360 degree of swivel

Cabot Wrenn Fusion Lounge Series (or equal)- 2-Seat Sofa (1) 52"W x 30"D x 32 1/4"H

- Upholstered sofa
- Inside: Arc Com Shimmer/Mink
- Outside: Knoll Legend CR/Unicorn
- Curved wooden arm caps
- Wooden legs
- 1000lb. capacity

3.2.27 Room 209-Exhibit A-Second Floor

Single Pedestal Desk, Left Pedestal (1) 72"W x 36"D x 30"H

- Laminate
- Recessed front
- Letter width locking pedestal
- Box/box/file in pedestal
- Black utility tray for box drawer
- Work surface grommet located on right from seated side

Bridge, Half Modesty (1) 48"W x 24"D x 30"H

- Laminate
- Grain direction runs front to back on work surface
- Hinged back panel to access power/data on wall
- Work surface grommet in center

Credenza, Right Pedestal (1) 72"W x 24"D x 30"H

- Laminate
- Letter width locking pedestal
- File/file in pedestal
- Grommet in back panel
- Work surface grommet located on left

Hutch (1) 72"W x 15"D x 40-7/8"H

- Laminate
- Solid door
- Surface mount hutch
- Grommet
- 25 1/8" clearance below doors
- Four hinged doors

Tackboard (1) 72"W x 17 3/4"H

- Located underneath surface mounted hutch

Tasklight (1) 48"W

- Located underneath surface mounted hutch
- Freestanding Pivot LED Desk Light
- Two-stage light control with 3.0 watt and 7.3 watt selection
- Rotates 360 degrees around the base
- Scratch resistance bottom
- Textured black finish
- year warranty, 24/7

Circle Table Top (1) 42"Dia.

- Laminate round table top

Cylinder Table Base (1) 20" Dia.

- Weighted for stability

Guest Chairs (4) 25"W x 26 ¾"D x 34 ½"H

- Fully upholstered
- Maharam: Rove/Soba
- High grade polyurethane foam
- Dual wheel casters
- Solid wood frame
- Open wood arms

Lateral Files (2) 36"W x 18 ¾"D x 63 ½"H

- Includes 12"H drawers with adjustable side-to-side hanging bars for letter, legal, EDP and international A4 and foolscap suspended file folders
- Lockable
- Painted

Combination Storage (1) 30"W x 18 ¾"D x 63 ½"H

- Includes two 12"H lateral drawers on the bottom with adjustable side-to-side hanging bars for letter, legal, EDF and international A4 and foolscap suspended file folders
- Storage door unit on the top includes two adjustable shelves
- Lockable
- Painted

Open Metal Shelving (1) 48"W x 24"D

- 6 shelves high
- Adjustable in 1" increments
- Heavy duty 22 gauge steel
- 750lb. max. load per shelf
- Starter unit

Open Metal Shelving (2) 48"W x 24"D

- 6 shelves high
- Adjustable in 1" increments
- Heavy duty 22 gauge steel
- 750lb. max. load per shelf
- Adder unit

Keyboard Tray

- Fully adjustable keyboard tray with moveable mouse from left to right side of keyboard tray
- Palm support
- 6" height adjustment
- Negative and positive tilt
- 360 degree of swivel

3.2.28 Room 212 Exhibit A-Second Floor

Single Pedestal Desk, Left Pedestal (1) 66"W x 30"D x 30"H

- Laminate

- Recessed front
- Letter width locking pedestal
- Box/box/file in pedestal
- Black utility tray for box drawer
- Work surface grommet located on right from seated side

Return, Right Pedestal (1) 72"W x 24"D x 30"H

- Laminate
- Two box drawers, one file drawer and one lateral drawer
- Locking file drawers only
- Grommet in back panel
- Work surface grommet on left

Hutch (1) 72"W x 15"D x 40-7/8"H

- Laminate
- Open hutch, no doors
- Surface mount hutch
- Grommet
- 25 1/8" clearance below doors

Tackboard (1) 72"W x 17 3/4"H

- Located underneath surface mounted hutch

Tasklight (1) 48"W

- Located underneath surface mounted hutch

Bookcase (1) 36"W x 14-1/8" D x 70-7/8"H

- Laminate
- 1" thick shelves
- adjustable shelves, one fixed shelf

Lateral Files (2) 36"W x 24"D x 54 1/2"H

- Laminate
- drawers
- Central locking
- Anti-tilt system
- File drawers provide legal or letter filing front to back or side to side
- 3/4" thick drawer bottoms allow for storage applications

Freestanding Pivot LED Desk Light

- Two-stage light control with 3.0 watt and 7.3 watt selection
- Rotates 360 degrees around the base
- Scratch resistance bottom
- Textured black finish
- year warranty, 24/7

Keyboard Tray

- Fully adjustable keyboard tray with moveable mouse from left to right side of keyboard tray
- Palm support
- 6" height adjustment
- Negative and positive tilt
- 360 degree of swivel

3.2.29 Room 213-Exhibit A-Second Floor

Corner Unit (1) 36"W x 36"D x 30"H

- Laminate
- Freestanding support unit
- Work surface grommet in corner

Return, Right Pedestal (1) 42"W x 24"D x 30"H

- Laminate
- Letter width locking pedestal
- Box/box/file in pedestal
- Grommet in back panel
- Grain direction runs side to side on work surface

Bridge, Half Modesty (1) 42"W x 24"D x 30"H

- Laminate
- Grain direction runs front to back on work surface
- Hinged back panel to access power/data on wall
- Work surface grommet located in center

Credenza, left pedestal (1) 72"W x 24"D x 30"H

- Laminate
- Letter width locking pedestal
- File/file in pedestal
- Grommet in back panel
- Work surface grommet located on right

Work Table (1) 42"W x 24"D x 27"H

- Laminate
- Fixed shelf
- Grommet in back panel

Hutch (1) 72"W x 15"D x 40-7/8"H

- Laminate
- Solid Door
- Surface mount hutch
- Grommet
- 25 1/8" clearance below doors
- Four hinged doors

Tackboard (1) 72"W x 17 3/4"H

- Located underneath surface mounted hutch

Tasklight (1) 48"W

- Located underneath surface mounted hutch
- Freestanding Pivot LED Desk Light
- Two-stage light control with 3.0 watt and 7.3 watt selection
- Rotates 360 degrees around the base
- Scratch resistance bottom
- Textured black finish
- year warranty, 24/7

Guest Chairs (2) 23 ¾"W x 24 ¼"D x 31 ¾"H

- Solid hardwood frame
- Curved wood open arms
- Upholstered back and seat
- Design Tex: Moderne/Terracota
- High grade polyurethane foam

Magnetic Harmony Glass Marker Board (1) 8'W x 4'H

- ¼" Tempered glass with 1" radius corners and flat polished edges
- Brilliant white back for high marker contrast
- Steel panel added to enable rare earth magnet use
- Attached accessory holder
- Comes with 4 markers, an eraser and 4 rare earth magnets

Keyboard Tray

- Fully adjustable keyboard tray with moveable mouse from left to right side of keyboard tray
- Palm support
- 6" height adjustment
- Negative and positive tilt
- 360 degree of swivel

3.2.30 Room 219-Exhibit A-Second Floor

Single Pedestal Executive Desk, Right Pedestal (1) 72"W x 36"D x 30"H

- Wood veneer
- Stepped front, full modesty
- Locking pedestal
- Letter width pedestal
- Box/box/file in pedestal
- Black utility tray for box drawer
- Work surface grommet located left from seated side

Bridge, Half Modesty (1) 48"W x 24"D x 30"H

- Wood veneer
- Grommet in back panel
- Grain direction runs front to back on work surface

- Hinged back panel to access power/data on wall
- Work surface grommet located in center

Credenza, Left Pedestal (1) 72"W x 20"D x 30"H

- Wood veneer
- Locking pedestal
- Letter width pedestal
- File/file in pedestal
- Grommet in back panel
- Work surface grommet located on right

Hutch (1) 72"W x 15"D x 42-1/8"H

- Wood veneer
- Storage behind wood doors
- 25 1/8" clearance below doors
- Grommet in back panel

Tackboard (1) 72"W x 17 3/4"H

- Located underneath surface mounted hutch

Tasklight (1) 48"W

- Located underneath surface mounted hutch
- Freestanding Pivot LED Desk Light (1)
- Two-stage light control with 3.0 watt and 7.3 watt selection
- Rotates 360 degrees around the base
- Scratch resistance bottom
- Textured black finish
- year warranty, 24/7

Storage Credenza (1) 72"W x 20"D x 30"H

- Wood veneer
- Pedestals lock behind doors
- Letter width pedestals
- File/files on outside
- Storage doors in middle
- 12 1/4" fixed storage shelf behind doors

Top Unit Bookcase (2) 36"W x 15"D x 42-1/8"H

- Wood veneer
- Fixed bottom shelf with 12" clearance
- One adjustable shelf
- 1" thick shelves
- Unfinished back

Bookcase (1) 36"W x 15"D x 72"H

- Wood veneer

- 1" thick shelves
- Unfinished back
- Three adjustable shelves

Circular Table Top (1) 42" Dia.

- Wood veneer

Cylinder Table Base (1) 20" Dia.

- Wood veneer
- Weighted for stability

Guest Chairs (2) 23 ¾"W x 24 ¼"D x 31 ¾"H

- Solid hardwood frame
- Curved wood open arms
- Upholstered back and seat
- Design Tex: Isometry/Cafe
- High grade polyurethane foam

Guest Chairs (4) 23 ¾"W x 24 ¼"D x 31 ¾"H

- Solid hardwood frame
- Curved wood open arms
- Upholstered back and seat
- Maharam: Rove/Soba
- High grade polyurethane foam

Magnetic Harmony Glass Marker Board (1) 8'W x 4'H

- ¼" Tempered glass with 1" radius corners and flat polished edges
- Brilliant white back for high marker contrast
- Steel panel added to enable rare earth magnet use
- Attached accessory holder
- Comes with 4 markers, an eraser and 4 rare earth magnets

Keyboard Tray

- Fully adjustable keyboard tray with moveable mouse from left to right side of keyboard tray
- Palm support
- 6" height adjustment
- Negative and positive tilt
- 360 degree of swivel

3.2.31 Room 220-Exhibit A-Second Floor

Single Pedestal Desk, Left Pedestal (1) 66"W x 30"D x 30"H

- Wood veneer
- Recessed front, full modesty
- Locking pedestal
- Letter width pedestal
- Box/box/file in pedestal

- Black utility tray for box drawer
- Work surface grommet located right from seated side

Return, Right Pedestal (1) 42"W x 24"D x 30"H

- Wood veneer
- Locking pedestal
- Letter width pedestal
- File/file in grommet
- Grommet in back panel
- Grain direction runs front to back on work surface
- Work surface grommet located on left

Hutch (1) 72"W x 15"D x 42-1/8"H

- Wood veneer
- Storage behind wood doors
- 25 1/8" clearance below doors
- Grommet in back panel

Tackboard (1) 72"W x 17 3/4"H

- Located underneath surface mounted hutch

Tasklight (1) 48"W

- Located underneath surface mounted hutch
- Freestanding Pivot LED Desk Light (1)
- Two-stage light control with 3.0 watt and 7.3 watt selection
- Rotates 360 degrees around the base
- Scratch resistance bottom
- Textured black finish
- year warranty, 24/7

Bookcase (2) 36"W x 15"D x 72"H

- Wood veneer
- 1" thick shelves
- Unfinished back
- Three adjustable shelves

Lateral File (1) 36"W x 20"D x 54 1/2"H

- Wood veneer
- Central locking
- Anti-tilt system
- File drawers provide legal or letter filing
- 1/4" thick drawer bottoms allow for storage applications
- Unfinished back

Guest Chairs (1) 23 3/4"W x 24 1/4"D x 31 3/4"H

- Solid hardwood frame

- Curved wood open arms
- Upholstered back and seat
- Maharam: Rove/Soba
- High grade polyurethane foam

Keyboard Tray

- Fully adjustable keyboard tray with moveable mouse from left to right side of keyboard tray
- Palm support
- 6" height adjustment
- Negative and positive tilt
- 360 degree of swivel

3.2.32 Open Area 1-Exhibit A-Second Floor

- Storage Credenza (coffee area) (1) 66"W x 24"D x 30"H
- Pedestals lock behind doors
- Letter width pedestals
- File/file in pedestals
- 12 1/4" fixed storage shelf behind doors
- Laminate

Standard Easel (2) 45"W x 28"D x 75"H

- Two-sided laminate writing surface with attached marker tray
- Four dry erase markers and one eraser
- Pins to allow hanging of standard size easel paper pad
- Aluminum frame
- Casters, two locking/two non-locking
- Can be used as a projection screen

Tables (2) 60"W x 30"D x 29"H

- 1-3/16" thick laminate top
- Y-legs, painted aluminum
- Casters, two locking/two non-locking

Lateral Files (12) 30"W x 18 3/4"D x 63 1/2"H

- Includes 12"H drawers with adjustable side-to-side hanging bars for letter, legal, EDP and international A4 and foolscap suspended file folders
- Lockable
- Painted

Lateral Files (12) 42"W x 18 3/4"D x 63 1/2"H

- Includes 12"H drawers with adjustable side-to-side hanging bars for letter, legal, EDP and international A4 and foolscap suspended file folders
- Lockable
- Painted

Lateral Files (2) 36"W x 18 3/4"D x 63 1/2"H

- Includes 12"H drawers with adjustable side-to-side hanging bars for letter, legal, EDP and international A4 and foolscap suspended file folders
- Lockable
- Painted

Bulletin Board (1) 72"W x 48"H

- 1/32" fine-grain natural cork board
- Self-healing tack surface
- Aluminum frame
- 10-year guarantee

3.3.33 Open Area 1A -Exhibit A-Second Floor

- Lateral Files (2) 30"W x 18"D x 27 1/2"H
- Includes 12"H drawers with adjustable side-to-side hanging bars for letter, legal, EDP and international A4 and foolscap suspended file folders
- Attached underneath a work surface
- Lockable
- Painted

Lateral Files (1) 36"W x 18"D x 27 1/2"H

- Includes 12"H drawers with adjustable side-to-side hanging bars for letter, legal, EDP and international A4 and foolscap suspended file folders
- Attached underneath a work surface
- Lockable
- Painted

Common Work surface (1) 98"W x 24"D

- Laminate with 3mm edge band
- Two wire ways along back edge of work surface
- Attached to panels

Overheads (2) 48"W x 14"D x 16"H

- Hinged doors
- Lockable
- Painted
- Attached to panels

3.3.34 Open Area 2 -Exhibit A-Second Floor

- Lateral Files (2) 42"W x 18 3/4"D x 63 1/2"H
- Includes 12"H drawers with adjustable side-to-side hanging bars for letter, legal, EDP and international A4 and foolscap suspended file folders
- Lockable
- Painted

Lateral Files (7) 36"W x 18 3/4"D x 63 1/2"H

- Includes 12"H drawers with adjustable side-to-side hanging bars for letter, legal, EDP and international A4 and foolscap suspended file folders
- Lockable
- Painted

3.3.35 Open Area 3 -Exhibit A-Second Floor

Lateral Files (2) 42"W x 18 ¾"D x 63 ½"H

- Includes 12"H drawers with adjustable side-to-side hanging bars for letter, legal, EDP and international A4 and foolscap suspended file folders
- Lockable
- Painted

Lateral Files (1) 30"W x 18 ¾"D x 63 ½"H

- Includes 12"H drawers with adjustable side-to-side hanging bars for letter, legal, EDP and international A4 and foolscap suspended file folders
- Lockable
- Painted

3.3.36 Open Area 4 -Exhibit A-Second Floor

Lateral Files (4) 36"W x 18 ¾"D x 39 ½"H

- Includes 12"H drawers with adjustable side-to-side hanging bars for letter, legal, EDP and international A4 and foolscap suspended file folders
- file drawers
- Lockable
- Painted

Common File Tops (1) 72"W x 37 ½"D

- High pressure laminate surface with 3mm edgeband on front and back edge and 1mm edgeband on sides
- Bulletin Board (1) 72"W x 48"H
- 1/32" fine-grain natural cork board
- Self-healing tack surface
- Aluminum frame
- 10-year guarantee

Lateral Files (7) 42"W x 18 ¾"D x 63 ½"H

- Includes 12"H drawers with adjustable side-to-side hanging bars for letter, legal, EDP and international A4 and foolscap suspended file folders
- Lockable
- Painted

Storage Cabinets (2) 42"W x 18 ¾"D x 39 ½"H

- Hinged doors with full access hinges
- Two shelves
- Shelves adjust in increments of 6"
- Lockable

- Painted

Storage Cabinets (1) 30"W x 18 ¾"D x 39 ½"H

- Hinged doors with full access hinges
- Two shelves
- Shelves adjust in increments of 6"
- Lockable
- Painted

Common Top (1) 114"W x 24"D

- Laminate with 3mm edgeband
- Two wireways on back of work surface
- Connects to panels

3.3.37 Room 207 -Exhibit A-Second Floor

Lateral Files (4) 30"W x 18 ¾"D x 63 ½"H

- Includes 12"H drawers with adjustable side-to-side hanging bars for letter, legal, EDP and international A4 and foolscap suspended file folders
- Lockable
- Painted

Lateral Files (5) 36"W x 18 ¾"D x 63 ½"H

- Includes 12"H drawers with adjustable side-to-side hanging bars for letter, legal, EDP and international A4 and foolscap suspended file folders
- Lockable
- Painted

3.3.38 Room 210 -Exhibit A-Second Floor

- Vertical Files (4) 15.15"W x 25"D x 64.25"H
- Files letter size documents
- Lockable
- Metal finish

3.3.39 Room 211-Exhibit A-Second Floor

Lateral Files (17) 42"W x 18 ¾"D x 63 ½"H

- Includes 12"H drawers with adjustable side-to-side hanging bars for letter, legal, EDP and international A4 and foolscap suspended file folders
- Lockable
- Painted

Storage Cabinets (4) 42"W x 18 ¾"D x 63 ½"H

- Hinged doors with full access hinges
- Four shelves
- Shelves adjust in increments of 6"
- Lockable

- Painted

Vertical Files (14) 15.15"W x 25"D x 64.25"H

- Files letter size documents
- Lockable
- Metal finish
- Standard thumb latch prevents accidental drawer opening or bounce back
- High wall drawer sides accommodate front-to-back hanging file folders
- A follower block is standard in every drawer for holding "non-hanging" file folders upright, removable to maximize space
- Full extension ball-bearing suspension provides smooth and durable drawer movement
- Built-in guides for easy drawer removal and insertion to adapt to changing filing needs

3.3.40 Room 214-Exhibit A-Second Floor

Lateral Files (9) 42"W x 18 ¾"D x 63 ½"H

- Includes 12"H drawers with adjustable side-to-side hanging bars for letter, legal, EDP and international A4 and foolscap suspended file folders
- Lockable
- Painted

Lateral Files (1) 36"W x 18 ¾"D x 63 ½"H

- Includes 12"H drawers with adjustable side-to-side hanging bars for letter, legal, EDP and international A4 and foolscap suspended file folders
- Lockable
- Painted

Lateral Files (2) 30"W x 18 ¾"D x 63 ½"H

- Includes 12"H drawers with adjustable side-to-side hanging bars for letter, legal, EDP and international A4 and foolscap suspended file folders
- Lockable
- Painted

3.3.41 Room 215-Exhibit A-Second Floor

Lateral Files (12) 42"W x 18 ¾"D x 63 ½"H

- Includes 12"H drawers with adjustable side-to-side hanging bars for letter, legal, EDP and international A4 and foolscap suspended file folders
- file drawers
- Lockable
- Painted

Lateral Files (2) 30"W x 18 ¾"D x 63 ½"H

- Includes 12"H drawers with adjustable side-to-side hanging bars for letter, legal, EDP and international A4 and foolscap suspended file folders
- file drawers

- Lockable
- Painted

Lateral Files (12) 42"W x 18 ¾"D x 39 ½"H

- Includes 12"H drawers with adjustable side-to-side hanging bars for letter, legal, EDP and international A4 and foolscap suspended file folders
- file drawers
- Lockable
- Painted

Common File Tops (3) 84"W x 37 ½"D

- High pressure laminate surface with 3mm edgeband on front and back edge and 1mm edgeband on sides

Storage Cabinets (5) 42"W x 18 ¾"D x 63 ½"H

- Hinged doors with full access hinges
- Four shelves
- Shelves adjust in increments of 6"
- Lockable
- Painted

3.3.42 Room 216-Exhibit A-Second Floor

Datum MobileTrak3 or equal, Non-Grout System Specifications - Rail System:

- Filing is needed for 17,500 lineal inches.
 - Pounds per square foot can not exceed 160 pounds. Documentation is required.
- Rails are designed and manufactured to carry a standard load of 700 lbs. per linear foot of carriages.
- Rails are 1"x ¾" cold rolled bar stock.
- Rails exhibit no movement or deflection during normal operation of mobile ranges.
- Rails are level with and not project above or below the walking surface.
- Rails are designed to be mounted requiring no floor attachment, this allows for future rearrangement of the entire system without damage to the flooring.
 - Rails requiring the use of shims or grout are not acceptable.
- System is designed to be installed on a floor surface that is deemed to be structurally sound including (concrete floor, raised access floor, "I" Beam construction).
- Rails allow for re-leveling of the system without the disassembly or removal of any carriages. Rails are welded to a 14 gauge galvanized rail channel for leveling.
- Rails are steel and compatible with wheel design and carriage loads. Rails distribute the concentrated wheel load to a minimum surface area of 4 square inches where the base of the rail contacts the floor.
- The rail design incorporates smooth contact surfaces for the wheels and wheel guidance system.
- Maximum profile of recess adjacent to rail to accommodate carriage guidance system and or anti-tip system is not to exceed 5/8" wide x 5/8" deep.
- Rails have leveling screws located on both sides of rail and be located on 6" centers along the entire length of all rails. This allows proper weight distribution from rail to sub floor.
 - Shim or grout leveling is not acceptable.
- Levelness of rails: 3/32" maximum variation from true level within and module;

**REQUEST FOR QUOTATION
01-14-1209 Modular Furniture**

67

- 1/16" maximum variation between adjacent rails, perpendicular to rail direction;
- 1/32" maximum variation in 10' of rail length, along any rail.
- Rails sections are a maximum of 72" length.
- All rail connections are pinned to provide horizontal and vertical continuity between rail sections and gradually transfer wheel loads.
- Rail provide for a minimum of 3/4" surface width, and have a minimum profile of 1 1/2" high.
- Rails extend under stationary platforms; stationary platforms are anchored to the floor through the decking.
- Rails must be positioned on 14 gauge. Galvanized floor channels to assist leveling.
- All rails include the ability to have anti-tip brackets to be used at any time. Systems that require rails to be replaced and/or modified to allow for the use of anti-tip brackets are unacceptable.
- Low Profile End Stop not to exceed 3/8"h.

Floor/Ramp:

- Entire area that is operator accessible will be provided with a flooring system (between the rails). Standard flooring system to be comprised of a 3/4" thick MDF (medium density fiberboard) core with a wear resistant high density polyethylene top covering and moisture resistant bottom lamination. Optional floor types include 3/4" unfinished B/C grade plywood, 3/4" fire retardant unfinished plywood, and unfinished LEED style particleboard decking.
- Floor will have integrated leveling screws.
- Floor is capable of supporting a point load of 400 pounds without a deflection in excess of 1/8".
- Seams between flooring sections are mechanically spliced together to prevent deflection between the sections.
- Ramps consist of a formed 14 gauge steel profile with integral slip resistant powder coated surface. Optional ADA compliant ramps are available.
- Decking can be re-leveled at any time without having to disassemble any part of the system. Decking systems that require the use of grout and or shims for leveling are not acceptable

Carriage construction:

- All carriages are capable of supporting a standard load of 700 pounds per linear carriage foot.
- Necessary carriage splices consist of a tongue and connector bolted to the carriage frames. Design should maintain proper unit alignment and weight load distribution.
- Carriage straightness will have no more than 1/4" maximum deviation from a true straight line. There is no permanent set or slippage in any spliced joint when exposed to forces encountered in normal operation conditions.
- Each mobile carriage to have a minimum of 2 wheels per rail.
- Drive guidance system prevents carriage whipping, binding and wheel or rail wear.
- Systems requiring drive shafts are driven with a common straight line drive shaft.
- Drive shafts to be a minimum of 3/4" dia. solid steel, units with tubular drive shafts are unacceptable.
- All connections on drive shafts are to be positively coupled with a keyed connection.
- Drive shaft and wheel assemblies exhibit no play or looseness over the entire length of that assembly. All rotating load bearing members ride in precision ball bearings.
- All drive line bearings to be of the pillow block or self-aligning type.
- On mechanical assist units all wheels along one side of carriage should be driven, with one drive wheel per rail. Systems that require floor-mounted chains for drive purposes are not acceptable.
- All mechanical carriages to have at least 1 drive wheel and 1 load wheel per rail per carriage.
- Flanged guide wheels are a minimum of 3" in diameter and constructed of solid steel for smooth operation. Minimum load capacity for all wheels including drive, guide, and load wheels to be 2000 lb. per wheel. All wheels have a minimum of 2 bearings per wheel. Wheels with single center bearing are not acceptable.
- All wheels and rails to be manufactured from the same type/grades of steel to prevent uneven wear of any system components.

- All carriages have double flanged wheels at the front and rear of the system. Optional – larger carriages may require the addition of extra double flange wheels in the middle of a carriage.
- All carriages are able to have anti-tip mechanism field installed.
- All mobile carriages 19 ¾"W or less require the use of lower anti-tip brackets.
- Wheel channel to be formed from single piece of steel with a minimum thickness of 1/8" (11 gauge).
- Carriages are constructed using a modular design fabricated entirely of steel. The modular design allows for easy future expansions and reconfiguration.
- Carriages that are of welded design are unacceptable.
- Carriages construction is designed to allow any type of shelving to be securely anchored to the carriage.
- All movable carriages will include a minimum 4 guide wheels. Carriages with less than 4 guide wheels are unacceptable.
- Fixed carriages are of the same construction and height as the movable carriages.
- Stationary carriages that are integrated as part of the system and are on the deck surface must be secured to the floor through the decking.

Safety:

- Each carriage is supplied with a safety locking system integrated into the drive handle. Safety system is engaged prior to entry into open aisle.
- Safety system is manually disengaged prior to making another aisle selection.
- Aisle Lock incorporates 2 points of contact to prevent movement of handle.

Drive Mechanism:

- Mechanical assist systems consist of a chain and sprocket reduction system, operated by hand.
- Each movable carriage is equipped with a 3 spoke handle made of Molded Glassfiber reinforced polypropylene based (PP) technopolymer with Round Knobs, diameter approximately 13".
- Drive system has a gear ratio of 1 lb. of force to 3000 lb. of load.
- All bearings used in the drive mechanism are permanently sealed and lubricated.
- Drive mechanism will transfer power to the wheels at a point near the center of the carriage to prevent whipping.
- External chain tensioner can be accessed without removing the end panel or drive box cover.
- The crank connects to the drive through a heavy-duty chain. Chain is No. 35. All gears ride on permanently lubricated bearings.

Decorative Fully Enclosed End Panels:

- Fully enclosed laminated end panels must be constructed with a minimum thickness laminate (0.050") thick, bonded to a minimum 5/8" thick particle board core, and backed with a moisture resistant backer sheet. Frame is constructed from 16ga cold rolled steel and finished with a powder coating.
- Fully enclosed melamine end panels constructed of .75" thick particle board core with matching melamine surface on front and back side of panel.
- All end panels must be self-edged for a finished appearance.
- Systems with t-molded or painted edges are not acceptable.
- Decorative end panels are to be covered the entire width and height of the exposed shelving, while enclosing the drive box mechanism.
- Option of 1 piece or 3 piece laminated/melamine end panels.
- Fully enclosed end panels to have radius steel uprights. Uprights are attached directly to the face of the shelving.
- Laminate/Melamine end panels are available in a minimum of 13 standard finishes.
- Optional – Environmentally Friendly LEED Style End Panels are available.
- Custom laminate options are available upon request. Please contact the factory for details.

Decorative Fully Enclosed Steel Panels:

- Three Piece Steel end panels can be removed without the use of any tools.
- Fully enclosed end panels to have radius steel uprights.
- Uprights are attached directly to the face of the shelving.
- Gauge of steel to be minimum 20gauge.
- End panels to be available in a minimum of 19 powder coat paint finishes.
- Custom paint colors are available upon request. Please contact the factory for details.

Finish - Powder Coat Paint

- All exposed metal parts are finished with powder coat paint, exclusive of rails, wheels and end stops. Powder coating provides a durable hard finish with superior performance qualities. It has excellent abrasion, impact, corrosion, stain, and chemical resistance. Powder coating is environmentally safe, producing no volatile emissions or hazardous waste during the application process.
- Custom paint colors are available. Please contact the factory for details.

Flat Files (28)

10 drawer flat file 40 3/4"W x 30 1/2"H x 28 3/8" D

- 20" High base with bookshelf
- File capacity 20lbs per drawer evenly distributed
- Sanitary base legs 40 3/4" x 6" x 28 3/8"D

3.3.43 Room 221-Exhibit A-Second Floor

Conference Table Top (1) 96"W x 42"D

- One piece top
- Square edge band
- Wood veneer

Table Bases (2) 20"W x 2"D x 28 1/2"H

- Veneer panel base
- Stretchers included

Bookcases (3) 36"W x 14-1/8"D x 48

- 1" thick shelves
- Wood veneer
- Unfinished back

Executive Conference Chairs (8) 26"W x 26"D x 48"H (overall chair size)

- High back executive swivel
- Ergonomic curved back provides lumbar support and promotes circulation
- 5-star high profile fiberglass reinforced nylon base
- Black dual wheel carpet caster
- Pneumatic gas lift
- Swivel tilt control
- Black T-style arm adjusts for height
- High grade polyurethane foam
- Upholstered seat and back

- Ultrafabrics: Brisa (undecided color)

Magnetic Harmony Glass Marker Board (1) 6'W x 4'H

- ¼" Tempered glass with 1" radius corners and flat polished edges
- Brilliant white back for high marker contrast
- Steel panel added to enable rare earth magnet use
- Attached accessory holder
- Comes with 4 markers, an eraser and 4 rare earth magnets

3.3.44 Room 222-Exhibit A-Second Floor

Rectangle Table (1) 96"W x 30"D x 29"H

- 1-3/16" thick laminate top
- T-leg base, painted

Circular Tables (2) 42" Dia. x 29"H

- 1-3/16" thick laminate top
- X-base, painted

Chairs (16) 22.3"W x 22"D x 33.9"H

- back and seat are high-strength polymer
- back has flexing perforations
- legs, painted
- Felt glides
- Stacks 5-high on the floor

***Now begin Exhibit B New District Headquarters

3.2.45 Room 107 – Radio Room-Exhibit B-First Floor

Executive Single Pedestal Desk, Left Pedestal (1) 66"W x 30"D x 30"H

- Laminate
- Recessed Front
- Letter width locking pedestal
- Box/box/file in pedestal
- Black utility tray for box drawer
- Grommet on right

Executive Bridge Half Modesty (1) 42"W x 24"D x 30"H

- Laminate
- Grain direction runs front to back on work surface
- Hinged back panel to access power/data on wall
- Work surface grommet located in the center

Executive Lateral Credenza Right Pedestal (1) 66"W x 24"D x 30"H

- Laminate
- Central Locking

- Two lateral file drawers provide legal or letter filing front to back or side to side in back panel
- Work surface grommet located on left

Wood Door Surface Mount Hutch (1) 66"W x 15"D x 40 "H

- Laminate
- Open storage
- Grommet located in center back of panel
- 21 ½" clearance below open shelves

Tack board (1) 66"W x 17 ¾"H

- Located underneath surface mounted hutch

Task light (1)

- 48" wide

Guest Chairs (2) 23 ¼"W x 24 1/4"D x 31 ¼"H (overall chair size)

- Solid hardwood frame
- Curved wood open arms
- Upholstered back and seat
- Design Tex: Moderne/Terracota
- High grade polyurethane foam

Freestanding Pivot LED Desk Light

- Two-stage light control with 3.0 watt and 7.3 watt selection
- Rotates 360 degrees around the base
- Scratch resistance bottom
- Textured black finish
- 5 Year warranty 24/7

Bookcase

- Laminate
- Two high bookcase
- One adjustable shelf
- 1" thick shelves

Keyboard Tray

- Fully adjustable, with mouse pad that can be moved to either right or left side of keyboard
- Palm support
- 6" of height adjustment
- Negative and positive tilt
- 360 degree swivel
- 5 Year warranty 24/7

3.2.46 Room – 109A-Exhibit B-First Floor

- Stepped Front Executive Desk Left (72"W x 36"D x 30"H)

- Wood veneer
- Stepped front
- Letter width locking pedestal
- Full modesty
- Box/box/file pedestal
- Grommet in desk right
- Black utility tray for box drawer

Half Height Modesty Panel (48"W x 24"D x 30"H)

- Wood veneer
- Grommet in center back of surface
- Grommet in back panel
- Grain direction runs front to back on surface
- Hinged back panel

Executive Credenza Full Pedestal Right (72"W x 20"D x 30"H)

- Wood Veneer
- Central locking
- File/File in pedestal
- Provides letter width filing
- Grommet in back panel
- Grommet in left on work surface

Hutch with Frosted Acrylic Doors (66"W x 15"D x 42"H)

- Wood veneer
- Storage behind metallic framed acrylic doors
- Grommet in back panel center
- 25" clearance below doors

Task Light

- 48" wide

Tack board (66"W x 17 ¾"H)

- Located underneath surface mounted hutch

Guest Chairs (2)(23 ¼"W x 24"D x 31 ¾"H) (overall chair size)

- Solid hardwood frame
- Curved wood open arms
- Upholstered back and seat
- Design Tex: Moderne/Terracota
- High grade polyurethane foam

Two Drawer Lateral File (36"W x 20"D x 30"H)

- Wood Veneer
- Central locking
- Anti-tilt system

- File drawers provide legal or letter filing
- ¼" Thick drawer bottoms allow for storage applications

Four Drawer Lateral File (36"W x 20"D x 54 ½" H)

- Wood veneer
- Central Locking
- Anti-tilt System
- File drawers provide legal or letter filing
- ¼" thick drawer bottoms allow for storage applications

Freestanding Pivot LED Desk Light

- Two-stage light control with 3.0 watt and 7.3 watt selection
- Rotates 360 degrees around the base
- Scratch resistance bottom
- Textured black finish
- 5 year warranty 24/7

Keyboard Tray

- Fully adjustable, with mouse pad that can be moved to either right or left side of keyboard
- Palm support
- 6" of height adjustment
- Negative and positive tilt
- 360 degree swivel
- 5 Year warranty 24/7

3.2.47 Room 109B-Exhibit B-First Floor

Stepped Front Executive Desk Left (72"W x 36"D x 30"H)

- Wood veneer
- Stepped front
- Letter width locking pedestal
- Full modesty
- Box/box/file pedestal
- Grommet in desk right
- Black utility tray for box drawer

Half Height Modesty Panel (48"W x 24"D x 30"H)

- Wood veneer
- Grommet in center back of surface
- Grommet in back panel
- Grain direction runs front to back on surface
- Hinged back panel

Lateral File Credenza Left (72"W x 20"D x 30"H)

- Wood Veneer
- Central locking
- Lateral/lateral in pedestal

- Provides legal or letter filing front to back or side to side
- Grommet in back panel
- Grommet in right on work surface

Wood Door with Surface Mount Hutch (72"W x 15"D x 42"H) (2)

- Wood veneer
- Storage behind wood doors
- Grommet in back panel center
- 25" clearance below doors

Task Light (2)

- 48" wide

Tack board (2)(72"W x 17 ¾"H)

- Located underneath surface mounted hutch

Conference Table and Base 36" dia.

- 36" diameter wood veneer conference table
- 16" diameter wood veneer base
- Base is weighted for stability

Guest Chairs (4)(23 ¼"W x 24"D x 31 ¾"H) (overall chair size)

- Solid hardwood frame
- Curved wood open arms
- Upholstered back and seat
- Design Tex: Moderne/Terracota
- High grade polyurethane foam

Double Lateral File Credenza (72"W x 20"D x 30"H)

- Wood Veneer
- Dual Locking
- File drawers provide legal or letter filing
- ¼" thick drawer bottoms allow for storage applications

Bookcase (2) (36"W x 15"D x 72"H)

- Wood veneer
- 1" Thick shelves
- One stationary shelves and 3 adjustable shelves

Freestanding Pivot LED Desk Light

- Two-stage light control with 3.0 watt and 7.3 watt selection
- Rotates 360 degrees around the base
- Scratch resistance bottom
- Textured black finish
- 5 year warranty 24/7

Keyboard Tray

- Fully adjustable, with mouse pad that can be moved to either right or left side of keyboard
- Palm support
- 6" of height adjustment
- Negative and positive tilt
- 360 degree swivel
- 5 Year warranty 24/7

3.2.48 Room 112 – Exhibit B-First Floor

Stepped Front Executive Desk Left 72"W x 36"D x 30"H

- Wood veneer
- Stepped front
- Letter width locking pedestal
- Full modesty
- Box/box/file pedestal
- Grommet in desk right
- Black utility tray for box drawer

Half Height Modesty Panel 48"W x 24"D x 30"H

- Wood veneer
- Grommet in center back of surface
- Grommet in back panel
- Grain direction runs front to back on surface
- Hinged back panel

Single Pedestal Credenza Right 72"W x 20"D x 30"H

- Wood Veneer
- Locking right pedestal
- Letter width pedestal
- File/file in pedestal
- Grommet in back panel
- Grommet in center back work surface

Wood Door Hutch 66" W x 15"D x 42"H

- Storage behind wood doors
- 25" Clearance below doors
- Grommet in back panel

Tack board (1) 66"W x 17 ¾"H

- Located underneath surface mounted hutch

Bookcase 36"W x 15"D x 72"H

- Three adjustable shelves

1" thick shelves

- Freestanding Pivot LED Desk Light (1)
- Two-stage light control with 3.0 watt and 7.3 watt selection
- Rotates 360 degrees around the base
- Scratch resistance bottom
- Textured black finish
- year warranty, 24/7

Guest Chairs (2) 23 1/4"W x 24 1/4"D x 31 1/4"H (overall chair size)

- Solid hardwood frame
- Curved wood open arms
- Upholstered back and seat
- Maharam: Rove/Soba
- High grade polyurethane foam

Keyboard Tray

- Fully adjustable, with mouse pad that can be moved to either right or left side of keyboard
- Palm support
- 6" of height adjustment
- Negative and positive tilt
- 360 degree swivel
- 5 Year warranty 24/7

3.2.49 Room – 113-Exhibit B-First Floor

Stepped Front Executive Desk Right (72"W x 36"D x 30"H)

- Wood veneer
- Stepped front
- Letter width locking pedestal
- Full modesty
- Box/box/file pedestal
- Grommet in desk left
- Black utility tray for box drawer

Half Height Modesty Panel (48"W x 24"D x 30"H)

- Wood veneer
- Grommet in center back of surface
- Grommet in back panel
- Grain direction runs front to back on surface
- Hinged back panel

Lateral File Credenza Left (72"W x 20"D x 30"H)

- Wood Veneer
- Central locking
- Lateral/lateral in pedestal
- Provides legal or letter filing front to back or side to side
- Grommet in back panel
- Grommet in right on work surface

Hutch with Frosted Acrylic Doors (72"W x 15"D x 42"H)

- Wood veneer
- Storage behind metallic framed acrylic doors
- Grommet in back panel center
- 25" clearance below doors

Task Light (2)

- 48" wide

Tack board (2)(72"W x 17 ¾"H)

- Located underneath surface mounted hutch

Conference Table and Base 36" dia.

- 36" diameter wood veneer conference table
- 16" diameter wood veneer base
- Base is weighted for stability

Guest Chairs (4)(23 ¼"W x 24"D x 31 ¾"H) (overall chair size)

- Solid hardwood frame
- Curved wood open arms
- Upholstered back and seat
- Maharam: Rove/Soba
- High grade polyurethane foam

Storage Credenza Full Pedestal (72"W x 20"D x 30"H)

- Wood Veneer
- Pedestals lock behind doors
- Letter width pedestals
- File/file in pedestals
- 12 ¼" Fixed storage shelf behind doors

Wood Door Surface Mount Hutch (72"W x 15"D x 42"H)

- Wood veneer
- Storage behind wood doors
- 25" Clearance below doors
- Grommet back panel center

Bookcase (1) 36"W x 15"D x 72"H

- Wood veneer
- 1" Thick shelves

Freestanding Pivot LED Desk Light

- Two-stage light control with 3.0 watt and 7.3 watt selection
- Rotates 360 degrees around the base
- Scratch resistance bottom

- Textured black finish
- 5 Year warranty 24/7

Keyboard tray

- Fully adjustable keyboard tray with moveable mouse from left to right side of keyboard tray
- Palm support
- 6" height adjustment
- Negative and positive tilt
- 360 degree of swivel

3.2.50 Room – 116B-Exhibit B-First Floor

Stepped Front Executive Double Full Pedestal Desk (72"W x 36"D x 30"H)

- Wood veneer
- Rectangular top
- Letter width locking pedestals
- Full modesty
- Box/box/file in left pedestal
- File/file in right pedestal
- Grommet in desk center
- Black utility tray for box drawer

Knee Space Credenza Full Pedestal (72"W x 20"D x 30"H)

- Wood Veneer
- Locking pedestals
- Letter width pedestals
- File/File in pedestals
- Grommet in back panel
- Grommet in center on work surface

Wood Door with Surface Mount Hutch (72"W x 15"D x 42"H)

- Wood veneer
- Storage behind wood doors
- Grommet in back panel center
- 25" clearance below doors

Task Light (1)

- 48" wide

Tack board (1)(72"W x 17 ¾"H)

- Located underneath surface mounted hutch

Conference Table and Base 36" dia.

- 36" diameter wood veneer conference table
- 16" diameter wood veneer base
- Base is weighted for stability

Guest Chairs (4)(23 ¼"W x 24"D x 31 ¾"H) (overall chair size)

- Solid hardwood frame
- Curved wood open arms
- Upholstered back and seat
- Design Tex: Isometry/Cafe
- High grade polyurethane foam

Bookcase (1) 36"W x 15"D x 72"H

- Wood veneer
- 1" Thick shelves
- One stationary shelves and 3 adjustable shelves

Four Drawer Lateral File (2)

- Central locking
- Anti-Tilt system
- File drawers provide legal or letter filing
- ¼" Thick drawer bottoms allow for storage applications

Freestanding Pivot LED Desk Light

- Two-stage light control with 3.0 watt and 7.3 watt selection
- Rotates 360 degrees around the base
- Scratch resistance bottom
- Textured black finish
- Year warranty 24/7

Keyboard Tray

- Fully adjustable, with mouse pad that can be moved to either right or left side of keyboard
- Palm support
- 6" of height adjustment
- Negative and positive tilt
- 360 degree swivel
- Year warranty 24/7

3.2.51 Room – 119-Exhibit B-First Floor

Stepped Front Executive Desk Left (72"W x 36"D x 30"H)

- Wood veneer
- Stepped front
- Letter width locking pedestal
- Full modesty
- Box/box/file pedestal
- Grommet in desk right
- Black utility tray for box drawer

Half Height Modesty Panel (48"W x 24"D x 30"H)

- Wood veneer

- Grommet in center back of surface
- Grommet in back panel
- Grain direction runs front to back on surface
- Hinged back panel

Executive Credenza Full Pedestal File/File Right (72"W x 20"D x 30"H)

- Wood Veneer
- Locking pedestal
- Letter width pedestal
- File/File in pedestal
- Grommet in back panel
- Grommet in left on work surface

Wood Door with Surface Mount Hutch (66"W x 15"D x 42"H)

- Wood veneer
- Storage behind wood doors
- Grommet in back panel center
- 25" clearance below doors

Task Light (1)

- 48" wide

Tack board (1)(66"W x 17 ¾"H)

- Located underneath surface mounted hutch

Guest Chairs (2)(23 ¼"W x 24"D x 31 ¾"H) (overall chair size)

- Solid hardwood frame
- Curved wood open arms
- Upholstered back and seat
- Maharam: Rove/Soba
- High grade polyurethane foam

Top Unit Bookcase (36"W x 15"D x 42"H)

- Wood veneer
- Fixed bottom shelf with 12" clearance
- One Adjustable Shelf
- For use on two drawer lateral files or Credenzas
- 1" thick shelves

Two Drawer Lateral File (36" W x 20"D x 30"H)

- Central locking
- Anti-Tilt system
- File drawers provide legal or letter filing
- ¼" thick drawer bottoms allow for storage applications

Freestanding Pivot LED Desk Light

- Two-stage light control with 3.0 watt and 7.3 watt selection
- Rotates 360 degrees around the base
- Scratch resistance bottom
- Textured black finish
- 5 Year warranty 24/7

Keyboard tray

- Fully adjustable keyboard tray with moveable mouse from left to right side of keyboard tray
- Palm support
- 6" height adjustment
- Negative and positive tilt
- 360 degree of swivel

3.2.52 Room – 120-Exhibit B- First Floor

Stepped Front Executive Desk Left (72"W x 36"D x 30"H)

- Wood veneer
- Stepped front
- Letter width locking pedestal
- Full modesty
- Box/box/file pedestal
- Grommet in desk right
- Black utility tray for box drawer

Half Height Modesty Panel (48"W x 24"D x 30"H)

- Wood veneer
- Grommet in center back of surface
- Grommet in back panel
- Grain direction runs front to back on surface
- Hinged back panel

Lateral File Credenza Right (72"W x 20"D x 30"H)

- Wood Veneer
- Central locking
- Lateral/lateral in pedestal
- Provides legal or letter filing front to back or side to side
- Grommet in back panel
- Grommet in left on work surface

Wood Door with Surface Mount Hutch (72"W x 15"D x 42"H)

- Wood veneer
- Storage behind wood doors
- Grommet in back panel center
- 25" clearance below doors

Task Light (1)

- 48" wide

Tack board (1)(72"W x 17 ¾"H)

- Located underneath surface mounted hutch

Conference Table and Base 36" dia.

- 36" diameter wood veneer conference table
- 16" diameter wood veneer base
- Base is weighted for stability

Guest Chairs (4)(23 ¼"W x 24"D x 31 ¾"H) (overall chair size)

- Solid hardwood frame
- Curved wood open arms
- Upholstered back and seat
- Maharam: Rove/Soba
- High grade polyurethane foam

Bookcase (2) 36"W x 15"D x 72"H

- Wood veneer
- 1" Thick shelves

Four Drawer Lateral File (36" W x 20"D x 54 ½"H)

- Central locking
- Anti-Tilt system
- File drawers provide legal or letter filing
- ¼" thick drawer bottoms allow for storage applications

Freestanding Pivot LED Desk Light

- Two-stage light control with 3.0 watt and 7.3 watt selection
- Rotates 360 degrees around the base
- Scratch resistance bottom
- Textured black finish
- 5 Year warranty 24/7

Keyboard tray

- Fully adjustable keyboard tray with moveable mouse from left to right side of keyboard tray
- Palm support
- 6" height adjustment
- Negative and positive tilt
- 360 degree of swivel

Wardrobe (18"W x 20"D x 72"H)

- Wood veneer
- Top shelf fixed
- Coat rod under fixed shelf
- Three adjustable shelves
- Adjustable shelves can be removed for Wardrobe application

3.2.53 Room 117-Exhibit B-First Floor

- Storage cabinet 5 High x 42"W x 18"D

3.2.54 Room 122 -Exhibit B- First Floor

Room 122 Mail Office and Mail Station

Storage Cabinets (3) 36"W x 18"D x 3 High

- Standard with lock plug
- includes 2 shelves
- hinged doors

Storage Cabinets (2) 30"W x 18"D x 3 High

- Standard with lock plug
- Includes 2 shelves
- Hinged doors

Common Top Work surface (1) 72"W x 30"D

Common Top Work surface (1) 104"W X 24"D

Work surface (1) 30"W x 30"D

- All work surfaces to be hung at 36" H

Mail Sorter (60) Openings - 72"W x 33"H x 15"D

- columns of 11"W steel shelves and 4 columns of 12"W steel shelves
- All shelves are adjustable on ½" increments
- Shelves have thumb cuts and labeling flanges on the front of each shelf
- 50 lb. weight capacity per shelf

3.2.55 Room 125

Office Supply Storage

Storage shelving units (1 starter and 3 adders)

- 6 shelves high 36"w x 18"D open style shelving with metal shelves that are adjustable at 1" increments.
- Heavy duty 22 gauge steel 750 lb. max load per shelf

Lateral Files

- High lateral files 42" w x 18"D

3.2.56 Room 125A

Storage/Plans

36" w x 18" D Closed style heavy duty shelving (2 starters and 2 adders)\6 shelves high

- Closed sides and backs

- Heavy duty shelves that adjust at 1" increments, max load per shelf 750lbs.

Work surfaces (2 each) stacked for printers 36"W x 30"D

Flat Files (2)

5 drawer flat file 40 3/4"W x 15 3/8"H x 28 3/8" D

- 20" High base with bookshelf
- File capacity 40lbs per drawer evenly distributed

3.2.57 Room 126 – Storage

Storage/Shelving

6 shelves high 36"W x 18"D open style shelving with metal shelves that are adjustable at 1" increments.

- Heavy duty 22 gauge steel 750 lb. max load per shelf

3.2.58 Room 128 – Storage

Storage/Shelving (1 starter and 1 adder) (2)

- 6 shelves high 36"W x 12"D open style shelving with metal shelves that are adjustable at 1" increments.
- Heavy duty 22 gauge steel 750 lb. max load per shelf

3.2.59 Room 133 Maintenance Files (5)

Storage Cabinet 5 high x 42"W (10)

- Provides 1 1/2" adjustment hinged doors with four shelves
- Hinged doors with full access
- Shelf and cabinet interiors are color matched to case
- Shelves adjust in increments of 6"
- Standard with lock plug
- Glides provide 1 1/2" adjustment range

Storage Cabinet 3 high x 30"W (2)

- Provides 1 1/2" adjustment hinged doors with four shelves
- Hinged doors with full access
- Shelf and cabinet interiors are color matched to case
- Shelves adjust in increments of 6"
- Standard with lock plug
- Glides provide 1 1/2" adjustment range

Storage Cabinet 5 high x 36"W (1)

- Provides 1 1/2" adjustment hinged doors with four shelves
- Hinged doors with full access
- Shelf and cabinet interiors are color matched to case
- Shelves adjust in increments of 6"
- Standard with lock plug

- Glides provide 1 ½" adjustment range

Lateral files 36"w x 18d x 63 ½"h (7)

- Includes 12" high drawers with adjustable side to side hanging bars for letter, legal EDP and international A4 and foolscap suspended file folders
- Standard with lock centered in front edge of top
- Drawer interiors and accessories are black finish in color
- Glides provide 1 ½" adjustment range

5 High Bookcase 42"w x 14"d x 63 ½"h (1)

- Includes 4 adjustable shelves
- Glides provide ½" adjustment range
- Shelf and bookcase interiors are matched to paint on case
- Shelves adjust in increments of 1 ¼"
- All openings will accommodate standard US three-ring binders

Common Top Work surface (1) 60"W x 30"D

3.2.60 Reception/Waiting Area

Cabot Wrenn Fusion Series Lounge Furniture or equal

Lounge Chairs (2) 32 ¼"H x 31 ½"W x 30 ¾"D

- Upholstered lounge chair
- Inside: Arc Com Shimmer/Mink
- Outside: Knoll Legend CR/Unicorn
- Curved wood veneer arm caps
- Wood veneer legs
- 500 lb capacity

Round End Table (2)

- 22" Diameter x 21"H
- Four legs
- Wood veneer

Cabot Wrenn Sage Lounge Furniture - Armless Bench (2)

- 19.25"H x 66"W x 22.5"D
- Inside: Arc Com Shimmer/Mink
- Outside: Knoll Legend CR/Unicorn
- Wood veneer legs and base
- 1000 lb. capacity
-

3.2.61 Office's E1- E2

Please see attached drawing for differences from standard workstations:

- Removal of 3' work surface and overhead cabinet and task light from each workstation
- Add one 5 high lateral file 36" W

- Add one 5 high storage cabinet 36"W
- Add two 2 high lateral files 30" W

3.2.62 Main Conference Room – 131

Training Tables (20"D x 72"W) (14)

- 1 3/16" thick top, two c-leg bases, stretcher and hardware
- Standard table height 29"
- Laminate top with 3mm edge band on all sides and back
- Painted aluminum C leg bases
- Casters

Training Tables (24"D x 96"W) (1)

- 1 3/16" thick top, two c-leg bases, stretcher and hardware
- Standard table height 29"
- Laminate top with 3mm edge band on all sides and back
- Painted aluminum C leg bases
- Casters

HumanScale Diffrient World Chair or Equal (39)

- Non-stretch, tri panel mesh back
- Non –stretch mesh seat with upholstered seat cushion grade
- Textile grade I
- Pneumatic cylinder
- Mechanism free
- Pivoting back rest full range of recline motion regardless of size or weight
- Size adjustable to 98% of the population
- Height adjustable arm rests

Storage Credenza (24"D x 72"W x 29"H) Full pedestal to floor

- Laminate
- Letter width locking pedestals
- File/File in both pedestals
- Fixed storage shelf behind doors

3.2.63 Corridor – 103

Bulletin Board (2) 72"W x 48"H

- 1/32" fine-grain natural cork board
- Self-healing tack surface
- Aluminum frame
- 10-year guarantee

Exhibit B- Second Floor

3.2.64 Room 203A – Exhibit B- Second Floor

Stepped Front Executive Desk Left (72"W x 36"D x 30"H)

- Wood veneer
- Stepped front
- Letter width locking pedestal
- Full modesty
- Box/box/file pedestal
- Grommet in desk right
- Black utility tray for box drawer

Half Height Modesty Panel (48"W x 24"D x 30"H)

- Wood veneer
- Grommet in center back of surface
- Grommet in back panel
- Grain direction runs front to back on surface
- Hinged back panel

Single Pedestal Credenza Right (72"W x 20"D x 30"H)

- Wood Veneer
- Locking right pedestal
- Letter width pedestal
- File/file in pedestal
- Grommet in back panel
- Grommet in center back work surface

Frosted Door Hutch (72" W x 15"D x 42"H)

- Storage behind metallic framed acrylic doors
- 25" Clearance below doors
- Grommet in back panel

Tack board (72"W x 17 ¾"H)

- Located underneath surface mounted hutch

Task light 48"W

- Located underneath surface mounted hutch

Bookcase (36"W x 15"D x 72"H)

- Three adjustable shelves
- 1 Stationary shelf
- 1" thick shelves
- Freestanding Pivot LED Desk Light
- Two-stage light control with 3.0 watt and 7.3 watt selection
- Rotates 360 degrees around the base
- Scratch resistance bottom
- Textured black finish
- 5 year warranty 24/7

Guest Chairs (4) (23 1/4"W x 24 1/4"D x 31 1/4"H) (overall chair size)

- Solid hardwood frame
- Curved wood open arms
- Upholstered back and seat
- Design Tex: Isometry/Cafe
- High grade polyurethane foam

Double Lateral Credenza (72" x 20" x 30")

- Dual Locking
- File drawers provide both legal or letter filing
- 1/4" Thick drawer bottoms allow for storage applications

Wood Door Surface Mount Hutch (72"H x 15"D x 42"H)

- Storage behind wood doors
- 25" clearance below doors
- Grommet

Wardrobe/Storage (18"W x 20"D x 72"H)

- Top shelf fixed
- Coat rod under fixed shelf
- adjustable shelves
- Adjustable shelves can be removed for wardrobe application

Round Conference Table with Cylinder Base (36" Round)

- 36" Round veneer table
- 16" Veneer cylinder base
- Weighted for stability

Keyboard tray

- Fully adjustable , with mouse pad that can be moved to either right or left side of keyboard
- Palm support
- 6" of height adjustment
- Negative and positive tilt
- 360 degrees of swivel

Freestanding Pivot LED Desk Light

- Two-stage light control with 3.0 watt and 7.3 watt selection
- Rotates 360 degrees around the base
- Scratch resistance bottom
- Textured black finish
- 5 Year warranty 24-7

Magnetic Harmony Glass Marker Board (1) 4'W x 3'H

- 1/4" Tempered glass with 1" radius corners and flat polished edges
- Brilliant white back for high marker contrast
- Steel panel added to enable rare earth magnet use

- Attached accessory holder
- Comes with 4 markers, an eraser and 4 rare earth magnets

3.2.65 Room 203B – Exhibit B- Second Floor

Recessed Front Executive Desk Left (72"W x 36"D x 30"H)

- Laminate
- Recessed front
- Letter width locking pedestal
- Full modesty
- Box/box/file pedestal
- Grommet in desk right
- Black utility tray for box drawer

Half Height Modesty Panel (48"W x 24"D x 30"H)

- Laminate
- Grommet in center back of surface
- Grommet in back panel
- Grain direction runs front to back on surface
- Hinged back panel to provide easy access to electric/data wall plugs

Single Pedestal Credenza Right (72"W x 20"D x 30"H)

- Laminate
- Locking right pedestal
- Letter width pedestal
- File/file in pedestal
- Grommet in back panel
- Grommet in center back work surface

Frosted Door Hutch (72" W x 15"D x 42"H)

- Storage behind metallic framed acrylic doors
- 25" Clearance below doors
- Grommet in back panel

Tack board (72"W x 17 ¾"H)

- Located underneath surface mounted hutch

Task light 48"W

- Located underneath surface mounted hutch

Bookcase (2) (36"W x 15"D x 72"H)

- Three adjustable shelves
- 1" thick shelves

Freestanding Pivot LED Desk Light

- Two-stage light control with 3.0 watt and 7.3 watt selection

- Rotates 360 degrees around the base
- Scratch resistance bottom
- Textured black finish
- year warranty, 24/7

Guest Chairs (2) (23 1/4"W x 24 1/4"D x 31 1/4"H) (overall chair size)

- Solid hardwood frame
- Curved wood open arms
- Upholstered back and seat
- Knoll: Legend CR/Unicorn
- High grade polyurethane foam

Four Drawer Lateral File (36"W x 20"D x 54 1/2"H)

- Laminate
- Central locking
- Anti-Tilt System
- File drawers provide legal or letter filing
- 1/4" Thick drawer bottoms allow for storage applications

Keyboard Tray

- Fully adjustable, with mouse pad that can be moved to either right or left side of keyboard
- Palm support
- 6" of height adjustment
- Negative and positive tilt
- 360 degree swivel
- Year warranty 24/7

3.2.66 Room 201- Exhibit B- Second Floor

Stepped Front Executive Desk Right (72"W x 36"D x 30"H)

- Wood veneer
- Stepped front
- Letter width locking pedestal
- Full modesty
- Box/box/file pedestal
- Grommet in desk left
- Black utility tray for box drawer

Half Height Modesty Panel (48"W x 24"D x 30"H)

- Wood veneer
- Grommet in center back of surface
- Grommet in back panel
- Grain direction runs front to back on surface
- Hinged back panel

Executive Credenza Full Pedestal Left (72"W x 20"D x 30"H)

- Wood Veneer
- Central locking
- File/File in pedestal
- Provides letter width filing
- Grommet in back panel
- Grommet in right on work surface

Frosted Door Surface Mount Hutch (72"W x 15"D x 42"H)

- Wood veneer
- Storage behind acrylic doors
- Grommet in back panel center
- 25" clearance below doors

Task Light

- 48" wide

Tack board (72"W x 17 ¾"H)

- Located underneath surface mounted hutch

Guest Chairs (4)(23 ¼"W x 24"D x 31 ¾"H) (overall chair size)

- Solid hardwood frame
- Curved wood open arms
- Upholstered back and seat
- Back – Knoll: Legend CR/Unicorn
- Seat – Maharam: Rove/Soba
- High grade polyurethane foam
- With casters

Wardrobe (18"W x 20"D x 72"H)

- Wood veneer
- Top shelf fixed
- Coat rod under fixed shelf
- Three adjustable shelves
- Adjustable shelves can be removed for Wardrobe application

Top Unit Bookcase (2) (36W x 15D x 42 1/8"H)

- Wood veneer
- Fixed bottom shelf with 12" clearance
- One adjustable shelf
- 1" thick shelves

Double Lateral File Credenza (72"W x 20"D X 30"H)

- Wood veneer
- Dual locking
- File drawers provide legal or letter filing
- ¾" Thick drawer bottoms allow for storage applications

Conference Table and Base

- Wood Veneer
- 36" Diameter conference table
- 20" Cylinder base
- Weighted for stability

Keyboard tray

- Fully adjustable keyboard tray with moveable mouse from left to right side of keyboard tray
- Palm support
- 6" height adjustment
- Negative and positive tilt
- 360 degree of swivel

Freestanding Pivot LED Desk Light

- Two-stage light control with 3.0 watt and 7.3 watt selection
- Rotates 360 degrees around the base
- Scratch resistance bottom
- Textured black finish
- 5 year warranty, 24/7

Magnetic Harmony Glass Marker Board (1) 4'W x 3'H

- ¼" Tempered glass with 1" radius corners and flat polished edges
- Brilliant white back for high marker contrast
- Steel panel added to enable rare earth magnet use
- Attached accessory holder
- Comes with 4 markers, an eraser and 4 rare earth magnets

3.2.67 Room 204B- Exhibit B- Second Floor

Recessed Front Executive Desk Left (72"W x 36"D x 30"H)

- Laminate
- Recessed front
- Letter width locking pedestal
- Full modesty
- Box/box/file pedestal
- Grommet in desk right
- Black utility tray for box drawer

Half Height Modesty Panel (48"W x 24"D x 30"H)

- Laminate
- Grommet in center back of surface
- Grommet in back panel
- Grain direction runs front to back on surface
- Hinged back panel for easy access to power/data wall plugs

Executive Credenza Full Pedestal Right (72"W x 20"D x 30"H)

-
- Laminate
 - Central locking
 - File/File in pedestal
 - Provides letter width filing
 - Grommet in back panel
 - Grommet in left on work surface

Solid Door Surface Mount Hutch (72"W x 15"D x 42"H)

- Laminate
- Storage behind wood doors
- Grommet in back panel center
- 25" clearance below doors

Task Light

- 48" wide

Tack board (72"W x 17 ¾"H)

- Located underneath surface mounted hutch

Guest Chairs (1)(23 ¼"W x 24"D x 31 ¾"H) (overall chair size)

- Solid hardwood frame
- Curved wood open arms
- Upholstered back and seat
- Maharam: Rove/Soba
- High grade polyurethane foam

Four Drawer Lateral File (36"W x 20"D x 54 1/2"H)

- Laminate
- Central locking
- Anti-tilt system
- File drawers provide legal or letter filing
- ¼" Thick drawer bottoms allow for storage applications

Bookcase (36"W x 15"D x 72"H)

- Laminate
- 1" thick shelf

Keyboard Tray

Fully Adjustable with mouse pad that can be moved to either right or left side of keyboard

- Includes palm support
- 6" of height adjustment
- Negative and positive tilt
- 360 degree swivel

Freestanding Pivot LED Desk Light

- Two-stage light control with 3.0 watt and 7.3 watt selection
- Rotates 360 degrees around the base
- Scratch resistance bottom
- Textured black finish
- 5 year warranty 24/7

3.2.68 Room 205 - Exhibit B- Second Floor

Stepped Front Executive Desk Right (72"W x 36"D x 30"H)

- Wood veneer
- Stepped front
- Letter width locking pedestal
- Full modesty
- Box/box/file pedestal
- Grommet in desk left
- Black utility tray for box drawer

Half Height Modesty Panel (48"W x 24"D x 30"H)

- Wood veneer
- Grommet in center back of surface
- Grommet in back panel
- Grain direction runs front to back on surface
- Hinged back panel for easy access to electrical/data wall plugs

Executive Credenza Full Pedestal File/File Left (72"W x 20"D x 30"H)

- Wood Veneer
- Locking pedestal
- Letter width pedestal
- File/File in pedestal
- Grommet in back panel
- Grommet in right on work surface

Wood Door with Surface Mount Hutch (2) (66"W x 15"D x 42"H)

- Wood veneer
- Storage behind wood doors
- Grommet in back panel center
- 25" clearance below doors

Task Light

- 48" wide

Tack board (66"W x 17 ¾"H)

- Located underneath surface mounted hutch

Guest Chairs (4)(23 ¼"W x 24"D x 31 ¾"H) (overall chair size)

- Solid hardwood frame
- Curved wood open arms

- Upholstered back and seat
- Arc Com: Shimmer
- High grade polyurethane foam

Round Conference Table with Cylinder Base (36" Round)

- Wood veneer
- 36" Round veneer table
- 16" Veneer cylinder base
- Weighted for stability

Double Lateral File Credenza (72" W x 20"D x 30"H)

- Dual Locking
- File drawers provide legal or letter filing
- ¼" thick drawer bottoms allow for storage applications

Keyboard tray

- Fully adjustable keyboard tray with moveable mouse from left to right side of keyboard tray
- Palm support
- 6" height adjustment
- Negative and positive tilt
- 360 degree of swivel

Freestanding Pivot LED Desk Light

- Two-stage light control with 3.0 watt and 7.3 watt selection
- Rotates 360 degrees around the base
- Scratch resistance bottom
- Textured black finish
- 5 year warranty, 24/7

Magnetic Harmony Glass Marker Board (1) 4'W x 3'H

- ¼" Tempered glass with 1" radius corners and flat polished edges
- Brilliant white back for high marker contrast
- Steel panel added to enable rare earth magnet use
- Attached accessory holder
- Comes with 4 markers, an eraser and 4 rare earth magnets

3.2.69 Room 207A - Exhibit B- Second Floor

Stepped Front Executive Desk Left (72"W x 36"D x 30"H)

- Wood veneer
- Stepped front
- Letter width locking pedestal
- Full modesty
- Box/box/file pedestal
- Grommet in desk right
- Black utility tray for box drawer

Half Height Modesty Panel (48"W x 24"D x 30"H)

- Wood veneer
- Grommet in center back of surface
- Grommet in back panel
- Grain direction runs front to back on surface
- Hinged back panel for easy access to electric/data plug ins

Executive Credenza Lateral File Pedestal Right (72"W x 20"D x 30"H)

- Wood Veneer
- Central locking
- Lateral/Lateral in pedestal
- Provides letter or legal filing
- Grommet in back panel
- Grommet in left on work surface

Wood Door Surface Mount Hutch (72"W x 15"D x 42"H)

- Wood veneer
- Storage behind wood doors
- Grommet in back panel center
- 25" clearance below doors

Task Light

- 48" wide

Tack board (72"W x 17 ¾"H)

- Located underneath surface mounted hutch

Guest Chairs (4)(23 ¼"W x 24"D x 31 ¾"H) (overall chair size)

- Solid hardwood frame
- With Carpet casters
- curved wood open arms
- Upholstered back and seat
- Maharam: Rove/Soba
- High grade polyurethane foam
- With casters

Bookcase (2)(36"W x 15"D x 72"H)

- Wood veneer
- 1 Stationary shelf
- Adjustable shelves
- 1" Thick shelf

Double Lateral File Credenza (72"W x 20"D x 30"H)

- Wood veneer
- Dual locking
- File drawers provide legal or letter filing

- ¼" Thick drawer bottoms allow for storage applications

Conference Table and Base

- Wood Veneer
- 48" Diameter conference table
- 20" Cylinder base
- Weighted for stability

Wardrobe/Storage Cabinet (18"W x 20"D x 72"H)

- Top shelf fixed
- Coat rod under fixed shelf
- Three adjustable shelves
- Adjustable shelves can be removed for wardrobe application

Keyboard tray

- Fully adjustable with mouse pad that can be moved to either left or right side or keyboard
- Palm support
- 6" height adjustment
- Negative and positive tilt
- 360 degrees of swivel

Freestanding Pivot LED Desk Light

- Two-stage light control with 3.0 watt and 7.3 watt selection
- Rotates 360 degrees around the base
- Scratch resistance bottom
- Textured black finish
- Year warranty 24/7

Magnetic Harmony Glass Marker Board (1) 4'W x 3'H

- ¼" Tempered glass with 1" radius corners and flat polished edges
- Brilliant white back for high marker contrast
- Steel panel added to enable rare earth magnet use
- Attached accessory holder
- Comes with 4 markers, an eraser and 4 rare earth magnets

3.2.70 Room – 207B - Exhibit B- Second Floor

Stepped Front Executive Desk Left (72"W x 36"D x 30"H)

- Wood veneer
- Stepped front
- Letter width locking pedestal
- Full modesty
- Box/box/file pedestal
- Grommet in desk right
- Black utility tray for box drawer

Half Height Modesty Panel (48"W x 24"D x 30"H)

- Wood veneer
- Grommet in center back of surface
- Grommet in back panel
- Grain direction runs front to back on surface
- Hinged back panel for easy access to electrical/data wall plug ins

Executive Credenza Lateral Full Pedestal Right (72"W x 20"D x 30"H)

- Wood Veneer
- Central locking
- Lateral/Lateral in pedestal
- Provides letter and legal width filing
- Grommet in back panel
- Grommet in left on work surface

Wood Door Surface Mount Hutch (72"W x 15"D x 42"H)

- Wood veneer
- Storage behind wood doors
- Grommet in back panel center
- 25" clearance below doors

Task Light

- 48" wide

Tack board (72"W x 17 ¾"H)

- Located underneath surface mounted hutch

Guest Chairs (2)(23 ¼"W x 24"D x 31 ¾"H) (overall chair size)

- Solid hardwood frame
- Curved wood open arms
- Upholstered back and seat
- Knoll: Legend CR/Unicorn
- High grade polyurethane foam

Bookcase (36"W x 15"D x 72"H)

- Wood veneer
- Adjustable shelves
- 1" Thick shelf

Keyboard tray

- Fully adjustable keyboard tray with moveable mouse from left to right side of keyboard tray
- Palm support
- 6" height adjustment
- Negative and positive tilt
- 360 degree of swivel

Freestanding Pivot LED Desk Light

- Two-stage light control with 3.0 watt and 7.3 watt selection
- Rotates 360 degrees around the base
- Scratch resistance bottom
- Textured black finish
- 5 year warranty, 24/7

3.2.71 Room 208B - Exhibit B- Second Floor

Stepped Front Executive Desk Left (72"W x 36"D x 30"H)

- Wood veneer
- Stepped front
- Letter width locking pedestal
- Full modesty
- Box/box/file pedestal
- Grommet in desk right
- Black utility tray for box drawer

Half Height Modesty Panel (48"W x 24"D x 30"H)

- Wood veneer
- Grommet in center back of surface
- Grommet in back panel
- Grain direction runs front to back on surface
- Hinged back panel to allow access to electrical/data wall outlets

Executive Lateral File Credenza Right (72"W x 20"D x 30"H)

- Wood Veneer
- Central locking
- Lateral/lateral in pedestal
- Provides letter or legal filing front to back or side to side
- Grommet in back panel
- Grommet in left on work surface

Frosted Door Surface Mount Hutch (66"W x 15"D x 42"H)

- Wood veneer
- Storage behind acrylic doors
- Grommet in back panel center
- 25" clearance below doors

Task Light

- 48" wide

Tack board (66"W x 17 ¾"H)

- Located underneath surface mounted hutch

Guest Chairs (2)(23 ¼"W x 24"D x 31 ¾"H) (overall chair size)

- Solid hardwood frame
- Curved wood open arms

- Upholstered back and seat
- Knoll – Legend CR/Unicom
- High grade polyurethane foam

Bookcase (2) (36" w x 15" d x 72" H)

- Wood veneer
- Shelves 1" thick
- Three adjustable shelves, one fixed

Keyboard tray

- Fully adjustable keyboard tray with moveable mouse from left to right side of keyboard tray
- Palm support
- 6" height adjustment
- Negative and positive tilt
- 360 degree of swivel

Freestanding Pivot LED Desk Light

- Two-stage light control with 3.0 watt and 7.3 watt selection
- Rotates 360 degrees around the base
- Scratch resistance bottom
- Textured black finish
- 5 Year warranty 24/7

3.2.72 Room 210 – Exhibit B- Second Floor

Bridge/Plan Storage

Rotating Files Datum EZ2 Rotary Files or Equal

- 7 high legal units

Starter Units 31" X 45- 1/2" W x 82 1/2" H (2)

Adder Units 31" D x 38 3/4" W x 82 1/2" H (4)

Base

- The base is formed out of 13 gauge steel with 13 gauge steel-formed U-channel reinforcements.
- These 13 gauge steel channels have a 4" wide x 3 1/2" deep cross section and run the full length and width of the base.
- At each corner, a welded steel 11 gauge gusset adds strength and rigidity to the base.
- Four adjustable leveling feet allow the base to be leveled from the top of the base.
- The base mechanism provides the 90 degree indexing of the rotary file cabinet.
- The base does not require the use of a foot pedal to index the cabinet

Uprights and locks

- Each unit has (4) upright posts with dual durometer PVC closing strops.
- The posts are made from 11 gauge steel and bolted directly to the unit base with flat head bolts to posts.
- A lock assembly and locking rod is supplied with each unit.
- Locks have field removable core for easy key changes.
- Unit can be locked in the open or closed position.

Rotary bottom

- The EZ2 rotary bottom rides on top of the base and is fully supported by 5/8" diameter, hardened steel ball bearings.
- The legal size unit has a 24" diameter bearing cage with ball bearings.
- The rotary bottom pivots on a pin and mating steel brushing, that is mig welded to the underside of the rotor shelf.
- The rotor bottom is constructed by mig welding and spot welding an 11 gauge steel bottom support plate to an 18 gauge steel top.
- Slots in 1" centers are punched on top of the rotary bottom to accept dividers.

Center panels

- A structural center panel is provided with each rotary file unit.
- The 13 1/2" H, 16 gauge steel panel is bolted to the inner flange of the doors for outstanding cabinet strength.

Rotary side panels

- Each 3-piece rotary side panel is formed for maximum strength and rigidity.
- The outer panel is formed from 20 gauge steel is beveled on each leading edge for superior post clearance. The 19 gauge inner panel is spot welded to the outer panel for high load carrying capacity.
- The inner door panel has holes on 1/2" center to support and provide the vertical height adjustment of accessories.

End panels

- The end panels complete the unit and are formed from 18 gauge cold rolled steel.
- The end panel bolts directly to the unit posts and converts an adder unit to starter unit.
- The end panels are connected to the unit with a keyhole system that allows panels to be installed by 1 person.

Rotary top

- The 20 gauge steel rotary top is formed for strength and is bolted to the side panels.
- The rotary top has a 3/4" diameter welded pivot pin.

Canopy top

- Formed and welded for rigidity and strength, 18 gauge canopy top is mechanically fastened to each post.

Shelf

- Shelves are formed of 18 gauge steel with a 5 3/8" high integral back stop.
- Shelf is slotted on 1" centers to accept file dividers.
- Shelf is fastened in place with four self-tapping screws and are adjustable on 1" centers

Finish

- All steel parts are thoroughly cleaned using a three stage iron phosphate washer and coated with an epoxy-hybrid powder coat finish using electrostatic paint system.

3.2.73 Room 204A- Exhibit B- Second Floor

Lateral Files 5 High x 36"W x 18"D (6)

- Includes 12"H drawers with adjustable side-to-side hanging bars for letter, legal, EDP and international A4 and foolscap suspended file folders
- Standard with lock centered in front of edge of top

- Drawer interiors and accessories are black finish in color
- Glides provide 1 ½" adjustment range
- Painted

Lateral Files 5 High x 42"W x 18"D (1)

- Includes 12"H drawers with adjustable side-to-side hanging bars for letter, legal, EDP and international A4 and foolscap suspended file folders
- Standard with lock centered in front of edge of top
- Drawer interiors and accessories are black finish in color
- Glides provide 1 ½" adjustment range
- Painted

3.2.74 Room 208A- Exhibit B- Second Floor

Lateral Files 5 High x 36"W x 18"D (6)

- Includes 12"H drawers with adjustable side-to-side hanging bars for letter, legal, EDP and international A4 and foolscap suspended file folders
- Standard with lock centered in front of edge of top
- Drawer interiors and accessories are black finish in color
- Glides provide 1 ½" adjustment range
- Painted

Lateral Files 5 High x 42"W x 18"D (1)

- Includes 12"H drawers with adjustable side-to-side hanging bars for letter, legal, EDP and international A4 and foolscap suspended file folders
- Standard with lock centered in front of edge of top
- Drawer interiors and accessories are black finish in color
- Glides provide 1 ½" adjustment range
- Painted

3.2.75 Copier Area 209 Exhibit B- Second Floor

Lateral files 42"w x 18d x 27 ½"h (1)

- Includes 12" high drawers with adjustable side to side hanging bars for letter, legal EDP and international A4 and foolscap suspended file folders
- Standard with lock centered in front edge of top
- Drawer interiors and accessories are black finish in color
- Glides provide 1 ½" adjustment range

Lateral files 30"w x 18d x 27 ½"h (1)

- Includes 12" high drawers with adjustable side to side hanging bars for letter, legal EDP and international A4 and foolscap suspended file folders
- Standard with lock centered in front edge of top
- Drawer interiors and accessories are black finish in color
- Glides provide 1 ½" adjustment range

Work surface 24" d x 48" w

Work surface 24" d x 36"w

3.2.76 Room 209A- Exhibit B- Second Floor

Lateral files 36"w x 18d x 63 ½"h (8)

- Includes 12" high drawers with adjustable side to side hanging bars for letter, legal EDP and international A4 and foolscap suspended file folders
- Standard with lock centered in front edge of top
- Drawer interiors and accessories are black finish in color
- Glides provide 1 ½" adjustment range
- Painted

3.2.77 Room – 216- Exhibit B- Second Floor

Flat Files (2)

- 10 drawer flat file 40 ¾" w x 31"H x 28 3/8"D
- Sanitary base legs 40 ¾" x 6" w x 28 3/8"D
- File capacity 20 lbs per drawer evenly distributed

Datum Rotary Mobile Filing System 3 or Equal

- Need filing for 17,444 lineal inches

3.2.78 Room 217- Exhibit B- Second Floor

Wardrobe cabinet 5 High x 42"W x 18"D (13)

- Includes hinged doors with four shelves
- Coat rod
- Includes hinged doors with 4 shelves
- Shelves adjust in increments of 6"
- Standard with locks
- Glides provide 1 ½" adjustment range
- Painted

Training Tables (20"D x 72"W) (16)

- 1 3/16" thick top, two c-leg bases, stretcher and hardware
- Standard table height 29"
- Laminate top with 3mm edge band on all sides and back
- Painted aluminum C leg bases
- Casters

Magnetic Harmony Glass Marker Board (2)

- 4' x 8', ¼" Tempered glass with 1" radius corners and flat polished edges
- Brilliant white back for high marker contrast
- Steel panel added to enable rare earth magnet use
- Attached accessory holder
- Comes with 4 markers, an eraser and 4 rare earth magnets

Podium (24 ¾"W x 18 ¾"D x 43 ¾"H)

- Angled top shelf with paper stop is adjustable
- For laptop presentations, top shelf can be removed and stored below
- Includes cord management
- Two casters for easy mobility

3.2.79 Area 218- Exhibit B- Second Floor

Storage Cabinets (4) 42"W x 18 ¾"D x 3 High

- Hinged doors with full access hinges
- Four shelves
- Shelves adjust in increments of 6"
- Lockable
- Painted

Common Top 38"D x 84"W

- High pressure laminate surface with 3mm edge band on front and back edge and 1mm edge band on sides

3.2.80 Corridor – 222- Exhibit B- Second Floor

Bulletin Board (2) 72"W x 48"H

- 1/32" fine-grain natural cork board
- Self-healing tack surface
- Aluminum frame
- 10-year guarantee

3.2.81 Typical Work Station 1 –Exhibit A-Second Floor

- Please see attached drawings of typical:
- All panels 62" high widths of panels are specified in drawing provided
- All panels shall meet and or exceed the standards set by the ANSI.BIFMA X5.6 panels system tests of office furnishings
- The panel shall be fabric monolithic panel core
- All panels should have a thickness of 2"
- Side rails should have deep set reveals that are slotted in 1" increments for mounting separately specified panel-hung components
- Base of glide foot shall feature a friction-fitted molded plastic carpet gripper
- Glades shall give panels a 1.5" range of vertical adjustment
- Panel system shall be Greenguard Certified
- The panels should be powered per the drawing supplied
- The bottom of the panel shall allow for 17 category 5 (.20" diameter) cables for each cavity or 34 per panel
- Fabric monolithic panels shall have a monolithic rating of 0.50 or greater NRC and 22 or greater STC
- All stacks are 16"H
- Width of stacks are specified in drawing provided
- The width of the stacks are to match the width of the panels
- Top rail of glazed add on panel shall provide top wire management
- 1 Each hinged door overheads, 14"D x 16"H, width of unit are specified on drawing provided

- 4 hinged doors with two locks
- 1 Each sliding door overhead, 14"D x 16"H, Width of unit is specified in drawing provided, The door is half the width of the unit
- Keyboard tray with adjustable mouse, fully adjustable with mouse pad that can be moved to either right or left side of keyboard includes palm support, 6" of height adjustment, negative and positive tilt, 360 degree swivel
- Pencil drawer, 18"W x 19"D x 1-5/8"H, mounts separately under work surface, Standard in black finish only
- Mobile box/file pedestal, 15"W x 17"D x 21 1/2"H, pedestal shall be standard with lock, keyed alike and master keying option shall be available, all units shall have standard accessories including dividers for box drawer and one compressor in file drawer, all drawers shall have full extension steel ball-bearing slides, include non-locking casters
- Include a cushion top, see drawing for fabric specification
- Multi-file, with 1 lateral drawer, 2 personal drawers, 1 filing drawer attached shall be 27 1/2" in height, pedestal shall be standard with lock, keyed alike and master keying option shall be available, 12" file drawers shall accommodate letter, legal, EDP, A4 international and Foolscap, all units shall have standard accessories including one pencil tray and dividers for box drawer and one compressor in file drawer, all drawers shall have full extension steel ball-bearing slides
- Lights to match overhead cabinets (+/- 6"), all tasklights shall be UL listed, task lights shall mount to shelves and overhead storage units and shall be adjustable front to back, task lights should be shipped with a minimum of a 6' cord
- Panel mounted light rotates 180 degrees horizontally around the mount, can be adjusted within the panel mount profile 23" arm with LED light with a clear lens, nine foot removable cord, two stage light control with 3.0 watt and 7.3 watt selection
- Tackboards, 1 each, 16"H x 1"D, see drawing for widths
- All corner and straight covers, finish posts to be available in same metal panel trim offered in the system line all finishes are to be metal not fabric
- Overall Power
 - System shall utilize modular power distribution system with no less than 3 circuit power compatibility
 - Panels shall be specified with 8 wire that is UL listed
- Electrical system shall have the ability to contain 4 duplex receptacles per panel base raceway, 2 per side
- All receptacles shall be rated at no less than 15 amps
- All standard panels shall have electrical power capable of entering a panel from wither the top or bottom on either side of the base raceway
- All electrical retrofit shall be installed without removing a panel from the run
- There will be 4 duplex receptacles per workstations

3.2.82 Typical Work Station 2 –Exhibit A-Second Floor

Please see attached drawings of typical:

- All panels 62" high
 - Widths of panels are specified in drawing provided
 - All panels shall meet and or exceed the standards set by the ANSI.BIFMA X5.6 panels system tests of office furnishings
 - The panel shall be fabric monolithic panel core
 - All panels should have a thickness of 2"
 - Side rails should have deep set reveals that are slotted in 1" increments for mounting separately specified panel-hung components
 - Base of glide foot shall feature a friction-fitted molded plastic carpet gripper
 - Glades shall give panels a 1.5" range of vertical adjustment
 - Panel system shall be Greenguard Certified
 - The panels should be powered per the drawing supplied
 - The bottom of the panel shall allow for 17 category 5 (.20" diameter) cables for each cavity or 34 per panel
 - Fabric monolithic panels shall have a monolithic rating of 0.50 or greater NRC and 22 or greater STC
 - All stacks are 16"H
 - Width of stacks are specified in drawing provided

- The width of the stacks are to match the width of the panels
- Top rail of glazed add on panel shall provide top wire management
- 1 Each hinged door overheads, 14"D x 16"H
 - Width of unit are specified on drawing provided
 - 4 hinged doors with two locks
- Pencil drawer, 18"W x 19"D x 1-5/8"H
 - Mounts separately under work surface
 - Standard in black finish only
- Box/box/file pedestal, 15"W x 29"D x 21 1/2"H
 - Pedestal shall be standard with lock
 - Keyed alike and master keying option shall be available
- All units shall have standard accessories including dividers for box drawer and one compressor in file drawer
- All drawers shall have full extension steel ball-bearing slides
- Attached underneath work surface
- Lights to match overhead cabinets (+/- 6")
 - All tasklights shall be UL listed
 - Task lights shall mount to shelves and overhead storage units and shall be adjustable front to back
 - Task lights should be shipped with a minimum of a 6' cord
- Panel mounted light rotates 180 degrees horizontally around the mount
 - Can be adjusted within the panel mount profile
 - 23" arm with LED light with a clear lens
 - Nine foot removable cord
 - Two stage light control with 3.0 watt and 7.3 watt selection

Tackboards, 1 each 16"H x 1"D

- See drawing for widths
- All corner and straight covers
- Finish posts to be available in same metal panel trim offered in the system line
- All finishes are to be metal not fabric

Overall Power System shall utilize modular power distribution system with no less than 3 circuit power compatibility

- Panels shall be specified with 8 wire that is UL listed
- Electrical system shall have the ability to contain 4 duplex receptacles per panel base raceway, 2 per side
- All receptacles shall be rated at no less than 15 amps
- All standard panels shall have electrical power capable of entering a panel from either the top or bottom on either side of the base raceway
- All electrical retrofit shall be installed without removing a panel from the run
- There will be 4 duplex receptacles per workstations

Typical Workstation-Exhibit B

Please see attached drawings of typical:

All panels 62" high

- Widths of panels are specified in drawing provided
- All panels shall meet and or exceed the standards set by the ANSI.BIFMA X5.6 panels system tests of office furnishings
- The panel shall be fabric monolithic panel core
- All panels should have a thickness of 2"

- Side rails should have deep set reveals that are slotted in 1" increments for mounting separately specified panel hung components
- Base of glide foot shall feature a friction-fitted molded plastic carpet gripper
- Glades shall give panels a 1.5" range of vertical adjustment
- Panel system shall be Greenguard Certified
- The panels should be powered per the drawing supplied
- The bottom of the panel shall allow for 17 category 5 (.20" diameter) cables for each cavity or 34 per panel
- Fabric monolithic panels shall have a monolithic rating of 0.50 or greater NRC and 22 or greater STC
- All stacks are 16"H
- Width of stacks are specified in drawing provided
- The width of the stacks are to match the width of the panels
- Top rail of glazed add on panel shall provide top wire management

2 Each hinged door overheads

- Width of unit are specified on drawing provided
- Height 16", Depth 14"
- 2 Hinged doors with one lock
- 1 Each sliding door overhead
- Width of unit is specified in drawing provided
- The door is half the width of the unit
- Height 16" , Depth 14"

Keyboard tray with adjustable mouse

- Fully adjustable with mouse pad that can be moved to either right or left side of keyboard
- Includes palm support
- 6" of height adjustment
- Negative and positive tilt
- 360 degree swivel

Pencil drawer

- 1 5/8"H x 19"D x 18"W
- Mounts separately under work surface
- Standard in black finish only

30" deep box/box/file pedestal

- All pedestals shall be 15"W
- Attached shall be 27 1/2" in height
- Pedestals shall be available box/box/file, file/file, and box/file
- Pedestal shall be standard with lock
- Keyed alike and master keying option shall be available
- 12" File drawers shall accommodate letter, legal, EDP, A4 international and Foolscap

All units shall have standard accessories including one pencil tray and dividers for box drawer and one compressor in file drawer

- All drawers shall have full extension steel ball-bearing slides
- Multi-file, with 1 lateral drawer, 2 personal drawers, 1 filing drawer
- Attached shall be 27 1/2" in height
- Pedestal shall be standard with lock
- Keyed alike and master keying option shall be available

- 12" File drawers shall accommodate letter, legal, EDP, A4 international and Foolscap
- All units shall have standard accessories including one pencil tray and dividers for box drawer and one compressor in file drawer
- All drawers shall have full extension steel ball-bearing slides

Lights to match overhead cabinets (+/- 6")

- All tasklights shall be UL listed
- Task lights shall mount to shelves and overhead storage units and shall be adjustable front to back
- Task lights should be shipped with a minimum of a 6' cord
- Panel mounted light rotates 180 degrees horizontally around the mount
- Can be adjusted within the panel mount profile
- 23" arm with LED light with a clear lens
- Nine foot removable cord
- Two stage light control with 3.0 watt and 7.3 watt selection

All corner and straight covers

- Finish posts to be available in same metal panel trim offered in the system line
- All finishes are to be metal not fabric

Lateral Files 2 High x 36"W x 18"D

- Includes 12"H drawers with adjustable side-to-side hanging bars for letter, legal, EDP and international A4 and foolscap suspended file folders
- Standard with lock centered in front of edge of top
- Drawer interiors and accessories are black finish in color
- Glides provide 1 1/2" adjustment range
- Painted

1 side metal frame chair fully upholstered drawing is marked with each fabric needed

- Metal frame
- Legs without casters
- Fully upholstered seat and back

Overall Power

- System shall utilize modular power distribution system with no less than 3 circuit power compatibility
- Panels shall be specified with 8 wire that is UL listed
- Electrical system shall have the ability to contain 4 duplex receptacles per panel base raceway, 2 per side
- All receptacles shall be rated at no less than 15 amps
- All standard panels shall have electrical power capable of entering a panel from either the top or bottom on either side of the base raceway
- All electrical retrofit shall be installed without removing a panel from the run
- There will be 4 duplex receptacles per workstations

4. CONTRACT AWARD:

- 4.1 Contract Award:** The Contract is intended to provide Agencies with a purchase price for the Contract Items. The Contract shall be awarded to the Vendor that provides the Contract Items meeting the required specifications for the lowest overall total cost as shown on the Pricing Pages.
- 4.2 Pricing Page:** Vendor should complete the Pricing Page for each section of outline on pricing page. Vendor should complete the Pricing Page in full as failure to complete the Pricing Page in its entirety may result in Vendor's bid being disqualified.

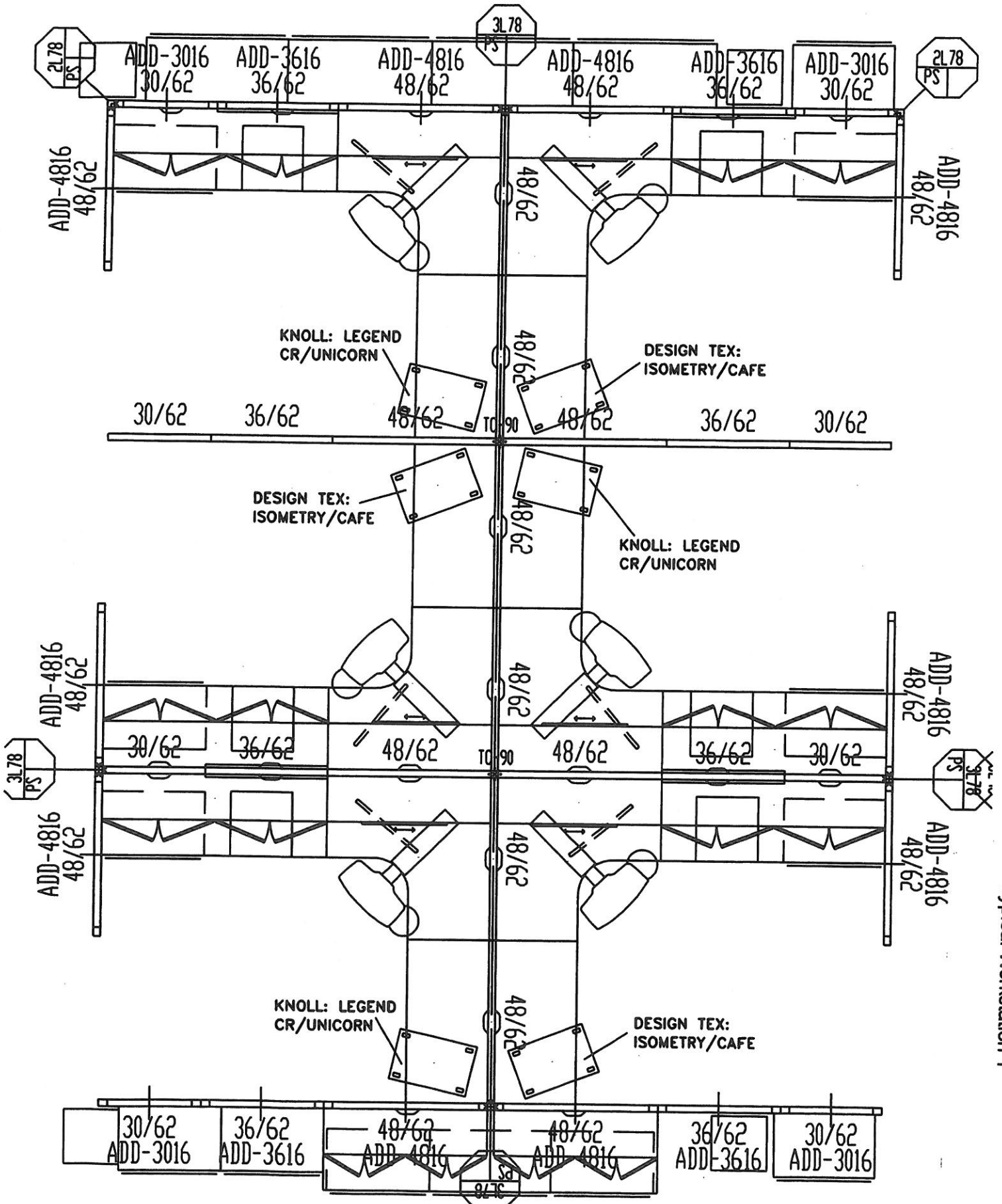
Notwithstanding the foregoing, the Purchasing Division may correct errors as it deems appropriate. Vendor should type or electronically enter the information into the Pricing Page to prevent errors in the evaluation.

5. PAYMENT:

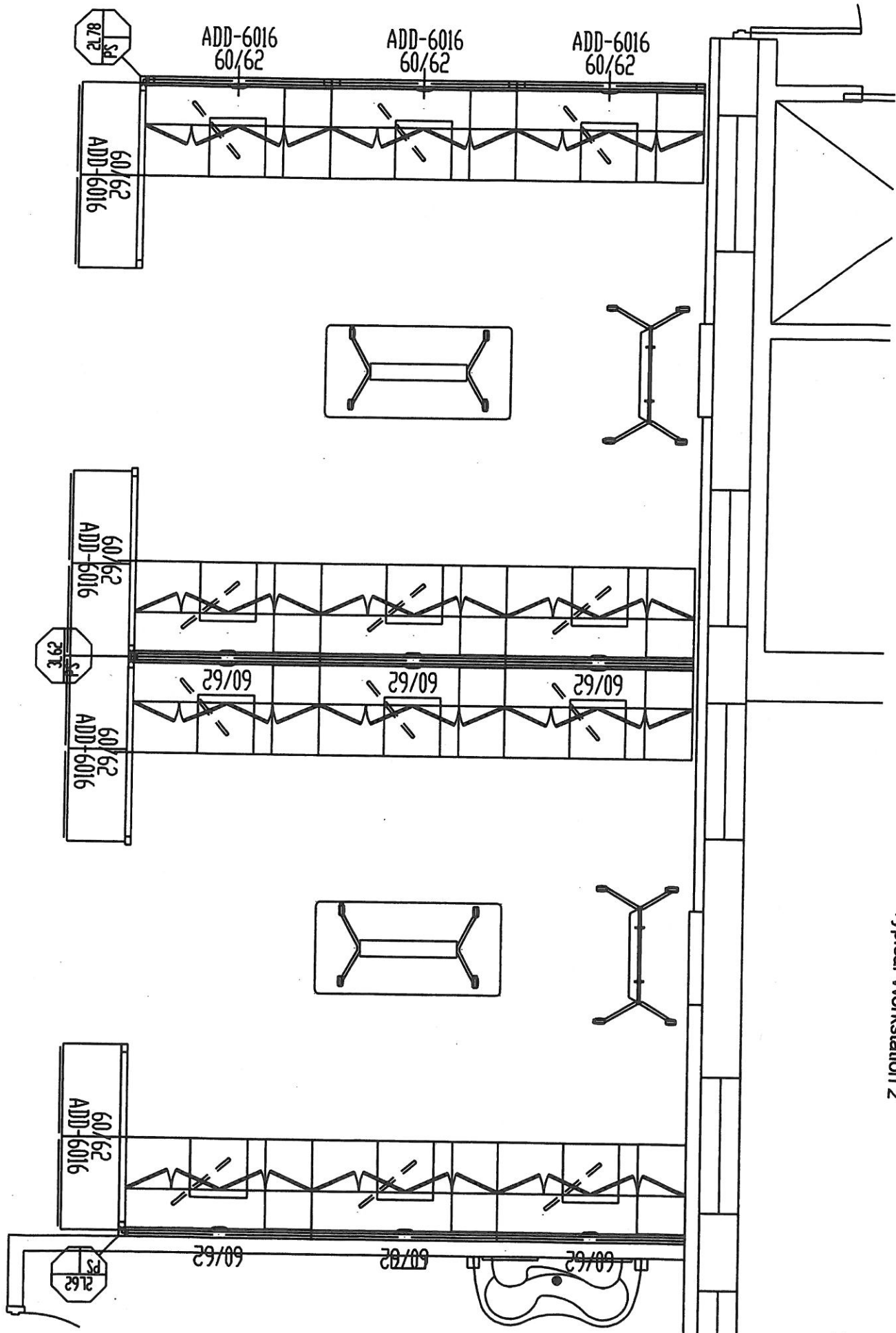
- 5.1 Payment:** Vendor shall accept payment in accordance with the payment procedures of the State of West Virginia.

6. DELIVERY AND RETURN:

- 6.1 Shipment and Delivery:**
The intent of this purchase is to have furniture delivered and set-up as soon as possible after receiving possession of new and remodeled buildings. The anticipated date that possession will be obtained by the DOH is August 15, 2014, subject to contractor delays. Vendor shall have requested purchase items available for installation as soon as possible after the DOH obtains possession. Contract items must be delivered to Agency at 1334 Smith Street, Charleston, WV 25301.
- 6.2 Late Delivery:** The Agency placing the order under this Contract must be notified in writing if the shipment of the Contract Items will be delayed for any reason. Any delay in delivery that could cause harm to an Agency will be grounds for cancellation of the Contract, and/or obtaining the Contract Items from a third party.
- Any Agency seeking to obtain the Contract Items from a third party under this provision must first obtain approval of the Purchasing Division.
- 6.3 Delivery Payment/Risk of Loss:** Vendor shall deliver the Contract Items F.O.B. destination to the Agency's location.
- 6.4 Return of Unacceptable Items:** If the Agency deems the Contract Items to be unacceptable, the Contract Items shall be returned to Vendor at Vendor's expense and with no restocking charge. Vendor shall either make arrangements for the return within five (5) days of being notified that items are unacceptable, or permit the Agency to arrange for the return and reimburse Agency for delivery expenses. If the original packaging cannot be utilized for the return, Vendor will supply the Agency with appropriate return packaging upon request. All returns of unacceptable items shall be F.O.B. the Agency's location. The returned product shall either be replaced, or the Agency shall receive a full credit or refund for the purchase price, at the Agency's discretion.



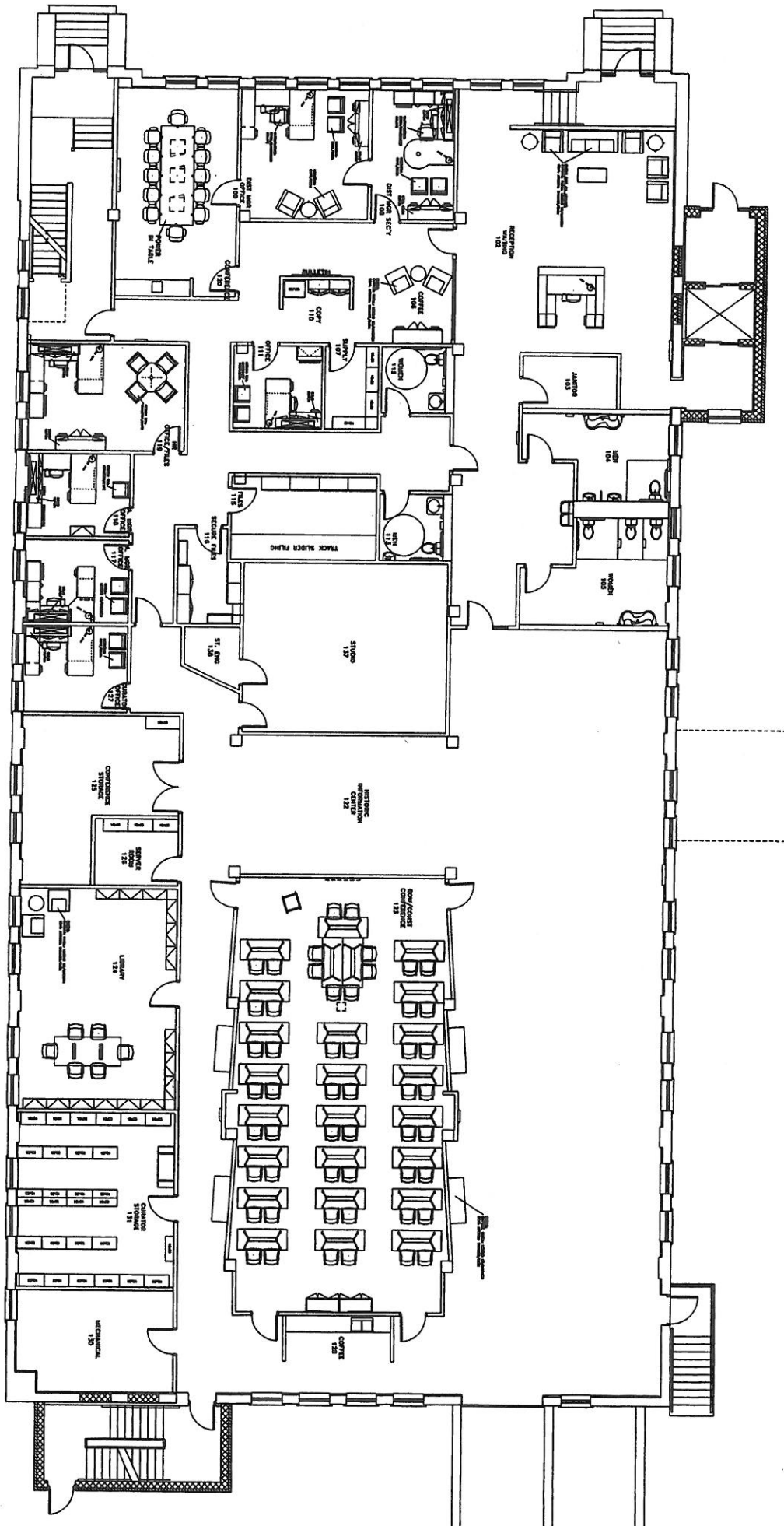
Typical Workstation 1



SRC BUILDING - 1ST FLOOR

SCALE: $\frac{1}{4}" = 1' - 0"$

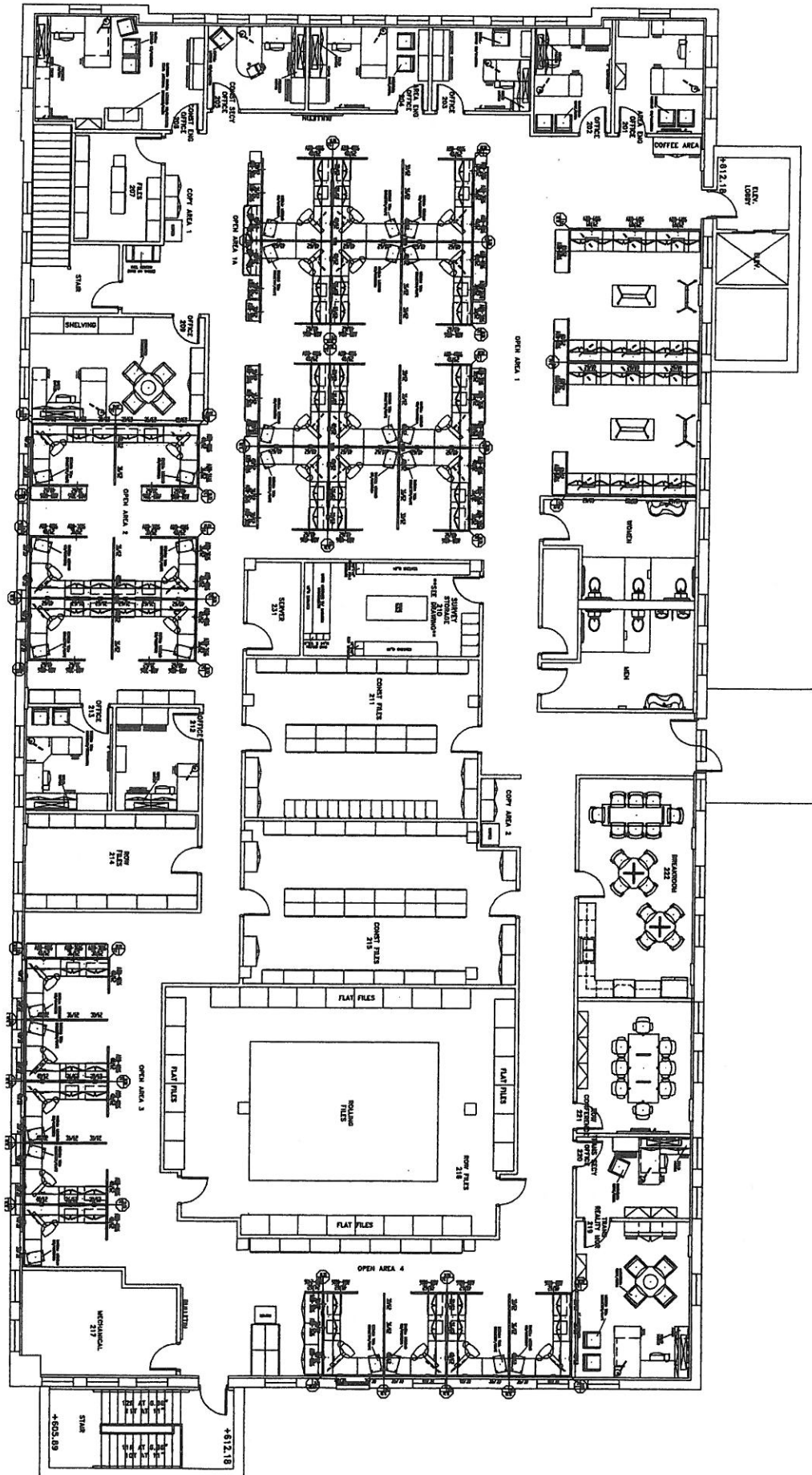
Exhibit A-First Floor

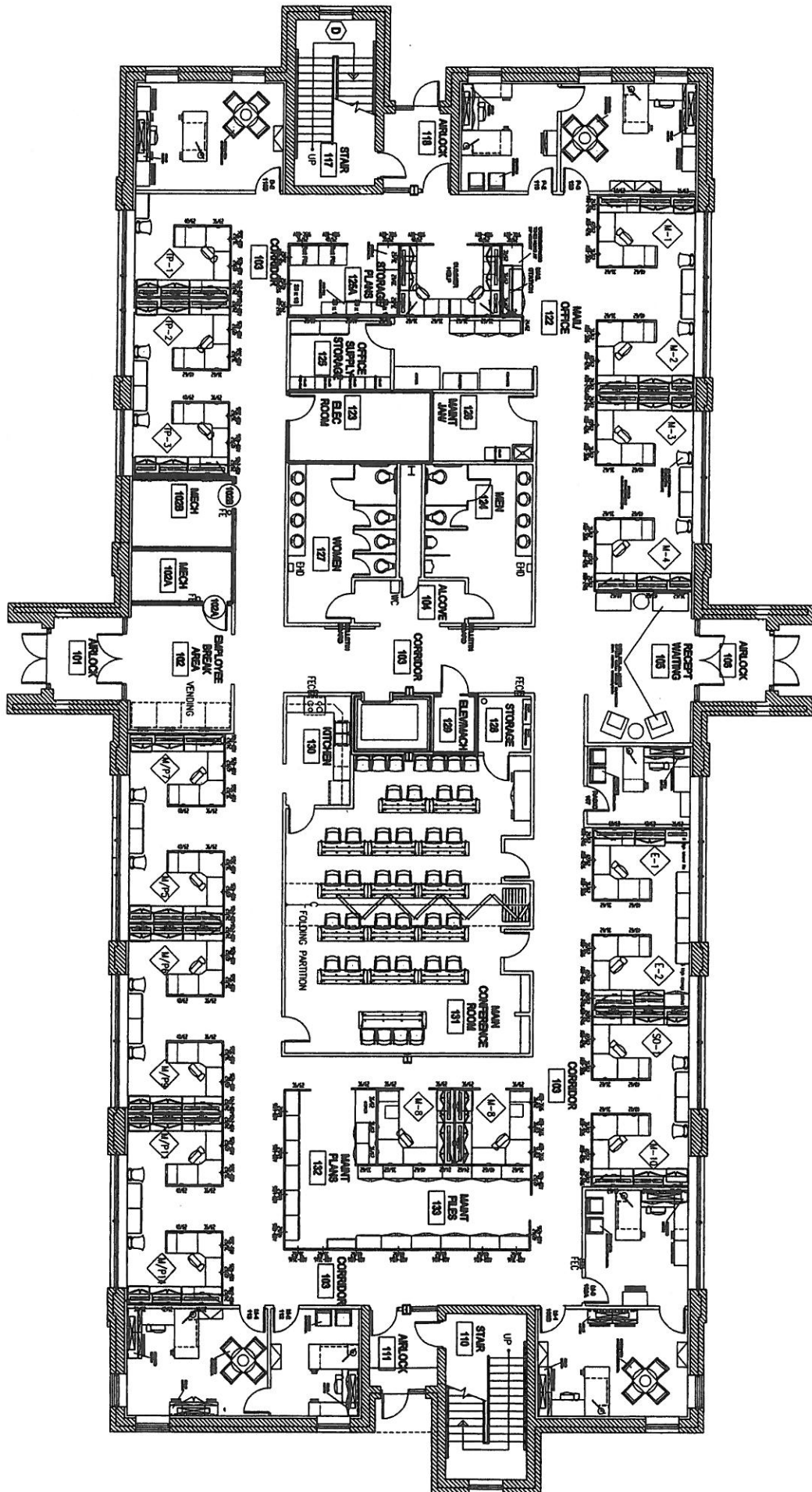


SRC BUILDING - 2ND FLOOR

SCALE: $\frac{1}{4}" = 1' - 0"$

Exhibit A-Second Floor





DISTRICT 1 BUILDING – FIRST FLOOR

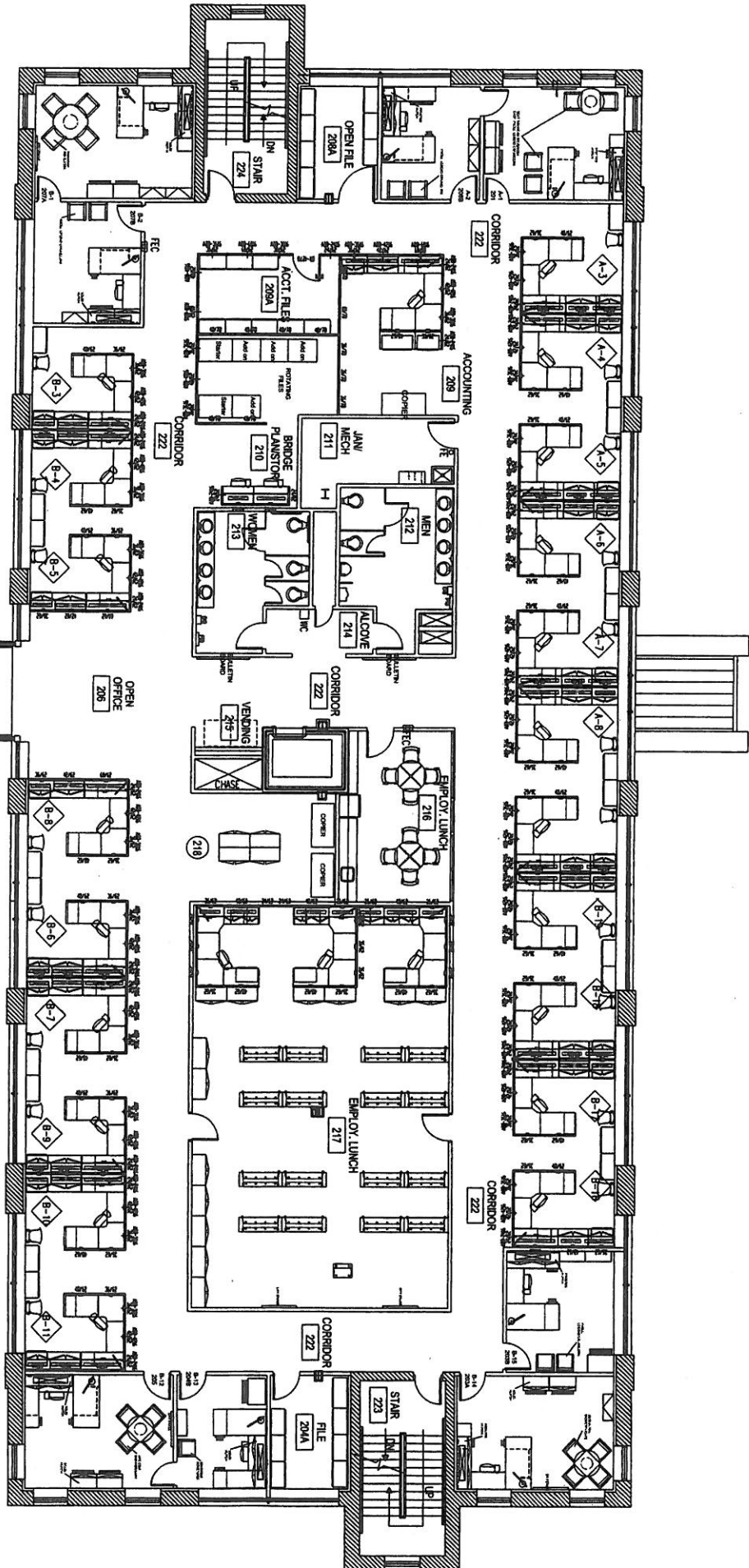
Exhibit B-First Floor

SCALE: $\frac{1}{4}$ " = 1'-0"

DISTRICT 1 BUILDING - 2ND FLOOR

SCALE: $\frac{1}{4}$ " = 1' - 0"

Exhibit B-Second Floor



Section 3.2

Exhibit C

Description Room 108 Exhibit A First Floor	Quantity	Manufacturer	Part #	Page	Unit Price	Extended Price
P-Top Desk, Right Pedestal (1) 72"W x 36"-42"D x 30"H Wood veneer End support Wood cabaret leg Worksurface grommet located on the left from the seated side Traditional edge details	1					
Executive Bridge, Half Modesty (1) 50"W x 24"D x 30"H Wood veneer Grommet in back panel Grain direction runs front to back on worksurface Hinged back panel to access power/data on wall Worksurface grommet located in the center Traditional edge details	1					
Modular Storage Cabinet (1) 29"W x 18"D x 25"H Wood veneer Two doors Adjustable shelf Finished back Traditional pulls in antique brass	1					
Modular Storage Lateral File (1) 29"W x 18"D x 25"H Wood veneer Central locking Top drawer styled as two box drawers Legal or letter filing side to side or letter filing front to back Finished back Traditional pulls in antique brass	1					
Cabinet/Credenza Top (1) 89"W x 20"D Wood veneer Traditional edge details	1					
Cabinet/Credenza Base (1) 60"W x 20"D Wood veneer Finishing detail for modular components	1					
Modular Pedestal, Right Pedestal (1) 20"W x 19"D Wood veneer Modular pedestal shell for support Used to create single pedestal and credenzas from modular components Standard with pencil molding	1					
Wood Door Surface Mount Hutch (1) 72"W x 15"D x 40"H Wood veneer Storage behind wood doors Grommet located in center of back panel 21 ½" clearance below doors Traditional pulls in antique brass	1					
Tackboard (1) 72"W x 17 ¾"H	1					

Section 3.2

Exhibit C

	Quantity	Manufacturer	Part #	Page	Unit Price	Extended Price
Located underneath surface mounted hutch						
Tasklight (1) 48"W	1					
Located underneath surface mounted hutch						
Storage Credenza Full Pedestal (1) 66"W x 20"D x 30"H	1					
Wood veneer						
Box/File in pedestals						
Fixed storage shelf behind doors						
Legal or letter filing						
Traditional pulls in antique brass						
Traditional edge and molding details						
Vertical Hutch Surface Mount (1) 66"W x 15"D x 52"H	1					
Wood veneer						
Open shelving in the middle section with fixed shelves						
Grille doors on the end sections with adjustable shelves						
Grommet located in center of back panel						
Traditional pulls in antique brass						
Guest Chairs (2) 23 1/4"W x 24"D x 34 1/4"H (overall chair size)	2					
Solid hardwood frame						
Curved wood open arms						
Upholstered back and seat						
- Maharam: Rove/Soba						
High grade polyurethane foam						
Freestanding Pivot LED Desk Light	1					
Two-stage light control with 3.0 watt and 7.3 watt selection						
Rotates 360 degrees around the base						
Scratch resistance bottom						
Textured black finish						
5 year warranty, 24/7						
Keyboard Tray	1					
Fully adjustable keyboard tray with moveable mouse from left to right side of keyboard tray						
Palm support						
6" height adjustment						
Negative and positive tilt						
360 degree of swivel						
					Subtotal	

Section 3.2.1

Description Room 109 Exhibit A First Floor	Quantity	Manufacturer	Part #	Page	Unit Price	Extended Price
Executive Single Pedestal Desk, Right Pedestal (1) 72"W x 36"D x 30"H	1					
Wood veneer						
Central locking						
Legal width pedestals						
Box/file in pedestal						
Pull out writing shelf						
Traditional pulls in antique brass						

Section 3.2

Exhibit C

	Quantity	Manufacturer	Part #	Page	Unit Price	Extended Price
Traditional edge and molding details Worksurface grommet located on the left from the seated side						
Executive Bridge, Half Modesty (1) 50"W x 24"D Wood veneer Grommet in back panel Grain direction runs front to back on worksurface Hinged back panel to access power/data on wall Worksurface grommet located in the center Traditional edge details	1					
Executive Credenza, Left Pedestal (1) 72"W x 20"D x 30"H Wood veneer Letter width pedestal Box/file in pedestal Grommet in back panel Worksurface grommet located on the right Traditional pulls in antique brass Traditional edge and molding details	1					
Storage Credenza Full Pedestal (1) 66"W x 20"D x 30"H Wood veneer Box/File in pedestals Fixed storage shelf behind doors Legal or letter filing Traditional pulls in antique brass Traditional edge and molding details	1					
Vertical Hutch Surface Mount (1) 66"W x 15"D x 52"H Wood veneer Open shelving in the middle section with fixed shelves Solid wood doors on the end sections with adjustable shelves Grommet located in center of back panel Traditional pulls in antique brass Traditional edge and molding details	1					
Guest Chairs (2) 23 1/4"W x 24"D x 34 1/4"H (overall chair size) Solid hardwood frame Curved wood open arms Upholstered back and seat Maharam: Rove/Soba High grade polyurethane foam	2					
Cabot Wrenn Fusion Lounge Series or equal Lounge Chairs (2) 32 1/4"H x 31 1/2"W x 30 1/4"D Upholstered lounge chair Maharam: Rova/Soba Curved wooden arm caps Wooden legs 500lb. capacity	2					
Round End Table (1) 22"Dia x 21"H	1					

Section 3.2

Exhibit C

	Quantity	Manufacturer	Part #	Page	Unit Price	Extended Price
Wood veneer Curved legs						
Freestanding Pivot LED Desk Light (1) Two-stage light control with 3.0 watt and 7.3 watt selection Rotates 360 degrees around the base Scratch resistance bottom Textured black finish 5 year warranty, 24/7	1					
Keyboard Tray Fully adjustable keyboard tray with moveable mouse from left to right side of keyboard tray Palm support 6" height adjustment Negative and positive tilt 360 degree of swivel	1					
Executive Desk Chair with Headrest (1) 3-dimensional arms Upholstered back and seat Ultrafabrics: Brisa (undecided color) Five star aluminum base with hard casters 3-point tilt mechanism High adjustment Back stop: single position Free-floating forward tilt Adjustable lumbar 3 position seat depth	1					
					Subtotal	

Section 3.2.2

Description Room 111 Exhibit A First Floor	Quantity	Manufacturer	Part #	Page	Unit Price	Extended Price
Executive Single Pedestal Desk, Right Pedestal (1) 72"W x 36"D x 30"H Wood veneer Central locking Legal width pedestals Box/file in pedestal Pull out writing shelf Traditional edge and molding details Traditional pulls in antique brass Work surface grommet on left	1					
Executive Return, Left Pedestal (1) 45"W x 24"D x 30"H Wood veneer Box/file in pedestal Letter width pedestal Grommet in back panel Grain direction runs front to back on work surface Work surface grommet located on left Traditional edge and molding details	1					

Section 3.2

Exhibit C

	Quantity	Manufacturer	Part #	Page	Unit Price	Extended Price
Traditional pulls in antique brass						
Wood Door Surface Mount Hutch (1) 66"W x 15"D x 40"H Wood veneer Storage behind wood doors Grommet located in center of back panel 21 1/4" clearance below doors Traditional pulls in antique brass	1					
Tack board 66"W x 17 1/4"H Located underneath surface mounted hutch	1					
Task light 48"W Located underneath surface mounted hutch	1					
Two Drawer Lateral File (1) 36"W x 20"D x 30"H Wood veneer Central locking system / Anti-tilt system Legal or letter filing side to side or front to back Traditional edge and molding details Traditional pulls in antique brass	1					
Top Unit Bookcase (1) 34"W x 15"D x 52"H Wood veneer Bottom shelf fixed with 12" clearance Two adjustable shelves Traditional edge and molding details	1					
Guest Chairs (2) 23 1/4"W x 24"D x 34 1/4"H (overall chair size) Solid hardwood frame Curved wood open arms Upholstered back and seat Design Tex: Moderne/Terracotta High grade polyurethane foam	2					
Freestanding Pivot LED Desk Light Two-stage light control with 3.0 watt and 7.3 watt selection Rotates 360 degrees around the base Scratch resistance bottom Textured black finish 5 year warranty, 24/7	1					
Keyboard Tray Fully adjustable keyboard tray with moveable mouse from left to right side of keyboard tray Palm support 6" height adjustment Negative and positive tilt 360 degree of swivel	1					
					Subtotal	

Section 3.2.3

Description Room 117 Exhibit A First Floor	Quantity	Manufacturer	Part #	Page	Unit Price	Extended Price
Corner Unit (1) 36"W x 36"D x 30"H Wood veneer	1					

Section 3.2

Exhibit C

	Quantity	Manufacturer	Part #	Page	Unit Price	Extended Price
Worksurface grommet located in back corner Grain direction runs front to back on worksurface Freestand support unit Traditional edge and molding details						
Executive Return, Left Pedestal (1) 45"W x 24"D x 30"H Wood veneer Box/file in pedestal Letter width pedestal Grommet in back panel Grain direction runs front to back on worksurface Worksurface grommet located on left Traditional edge and molding details Traditional pulls in antique brass	1					
Executive Bridge, Half Modesty (1) 42"W x 24"D x 30"H Wood veneer Grommet in back panel Grain direction runs front to back on worksurface Hinged back panel to access power/data on wall Worksurface grommet located in the center Traditional edge detail	1					
Modular Storage Cabinet (1) 29"W x 18"D x 25"H Wood veneer Two doors Adjustable shelf Finished back Traditional pulls in antique brass	1					
Modular Storage Lateral File (1) 29"W x 18"D x 25"H Wood veneer Central locking Top drawer styled as two box drawers Legal or letter filing side to side or letter filing front to back Finished back Traditional pulls in antique brass	1					
§ Cabinet/Credenza Top (1) 89"W x 20"D Wood veneer	1					
§ Cabinet/Credenza Base (1) 60"W x 20"D Wood veneer Finishing for modular components	1					
§ Modular Pedestal, Right Pedestal (1) 20"W x 19"D Wood veneer Modular pedestal shell for support Used to create single pedestal and credenzas from modular components Standard with pencil molding	1					
§ Wood Door Surface Mount Hutch (1) 66"W x 15"D x 40"H Wood veneer	1					

Section 3.2

Exhibit C

	Quantity	Manufacturer	Part #	Page	Unit Price	Extended Price
Storage behind wood doors Grommet located in center of back panel 21 1/2" clearance below doors Traditional pulls in antique brass						
§ Tackboard (1) 66"W x 17 1/4"H Located underneath surface mounted hutch	1					
§ Tasklight (1) 48"W Located underneath surface mounted hutch	1					
§ Guest Chairs (2) 23 1/4"W x 24"D x 34 1/4"H (overall chair size) Solid hardwood frame Curved wood open arms Upholstered back and seat - Knoll: Legend CR/Unicorn High grade polyurethane foam	1					
§ Freestanding Pivot LED Desk Light (1) Two-stage light control with 3.0 watt and 7.3 watt selection Rotates 360 degrees around the base Scratch resistance bottom Textured black finish-5 year warranty, 24/7	1					
§ Keyboard Tray Fully adjustable keyboard tray with moveable mouse from left to right side of keyboard tray Palm support 6" height adjustment Negative and positive tilt-360 degree swivel	1					
Subtotal						

Section 3.2.4

Description Room 118 Exhibit A First Floor	Quantity	Manufacturer	Part #	Page	Unit Price	Extended Price
Executive Single Pedestal Desk, Right Pedestal (1) 72"W x 36"D x 30"H Wood veneer Central locking Legal width pedestals Box/file in pedestal Pull out writing shelf Traditional edge and molding details Traditional pulls in antique brass Worksurface grommet on left	1					
Executive Bridge, Half Modesty (1) 42"W x 24"D x 30"H Wood veneer Grommet in back panel Grain direction runs front to back on worksurface Hinged back panel to access power/data on wall Worksurface grommet located in the center Traditional edge detail	1					
Executive Lateral File Credenza, Left Pedestal (1) 72"W x 20"D x 30"H Wood veneer	1					

Section 3.2

Exhibit C

	Quantity	Manufacturer	Part #	Page	Unit Price	Extended Price
Locking file Lateral/lateral in pedestal Grommet in back panel Legal or letter filing Worksurface grommet located on right Traditional edge and molding details Traditional pulls in antique brass						
Wood Door Surface Mount Hutch (1) 72"W x 15"D x 40"H Wood veneer Storage behind wood doors Grommet located in center of back panel 21 ½" clearance below doors Traditional pulls in antique brass	1					
Tackboard (1) 72"W x 17 ¼"H Located underneath surface mounted hutch	1					
Tasklight (1) 48"W Located underneath surface mounted hutch	1					
Two Drawer Lateral File (1) 36"W x 20"D x 30"H Wood veneer Central locking system- Anti-tilt system Legal or letter filing side to side or front to back Traditional edge and molding details Traditional pulls in antique brass	1					
Bookcase (1) 34"W x 15"D x 70"H Wood veneer 3 adjustable shelves, 1 fixed shelf Traditional edge and molding details	1					
• Guest Chairs (1) 23 ¼"W x 24"D x 34 ¼"H (overall chair size) Solid hardwood frame Curved wood open arms Upholstered back and seat Design Tex: Isometry/Cafe High grade polyurethane foam	1					
Freestanding Pivot LED Desk Light (1) Two-stage light control with 3.0 watt and 7.3 watt selection Rotates 360 degrees around the base Scratch resistance bottom Textured black finish 5 year warranty, 24/7	1					
Keyboard Tray Fully adjustable keyboard tray with moveable mouse from left to right side of keyboard tray Palm support 6" height adjustment Negative and positive tilt 360 degree of swivel	1					

Section 3.2

	Quantity	Manufacturer	Part #	Page	Unit Price	Extended Price
Section 3.2.5					Subtotal	
Section 3.2.5						
Description Room 119 Exhibit A First Floor	Quantity	Manufacturer	Part #	Page	Unit Price	Extended Price
Executive Single Pedestal Desk, Right Pedestal (1) 72"W x 36"D x 30"H Wood veneer Central locking Legal width pedestals Box/file in pedestal Pull out writing shelf Traditional edge and molding details Traditional pulls in antique brass Worksurface grommet on left	1					
Executive Bridge, Half Modesty (1) 50"W x 24"D x 30"H Wood veneer Grommet in back panel Grain direction runs front to back on worksurface Hinged back panel to access power/data on wall Worksurface grommet located in the center Traditional edge detail	1					
Executive Credenza, Left Pedestal (1) 72"W x 20"D x 30"H Wood veneer Letter width pedestal Box/file in pedestal Grommet in back panel Worksurface grommet located on the right Traditional pulls in antique brass Traditional edge and molding details	1					
Wood Door Surface Mount Hutch (1) 72"W x 15"D x 40"H Wood veneer Storage behind wood doors Grommet located in center of back panel 21 1/2" clearance below doors	1					
Tackboard (1) 72"W x 17 1/4"H Located underneath surface mounted hutch	1					
Tasklight (1) 48"W Located underneath surface mounted hutch	1					
Two Drawer Lateral File (1) 36"W x 20"D x 30"H Wood veneer Central locking system Anti-tilt system Legal or letter filing side to side or front to back Traditional edge and molding details Traditional pulls in antique brass	1					
Storage Credenza Full Pedestal (1) 72"W x 20"D x 30"H Wood veneer	1					

Section 3.2

Exhibit C

	Quantity	Manufacturer	Part #	Page	Unit Price	Extended Price
Box/File in pedestals Fixed storage shelf behind doors Legal or letter filing Traditional pulls in antique brass Traditional edge and molding details						
Vertical Hutch Surface Mount (1) 72"W x 15"D x 52"H Wood veneer Open shelving in the middle section with fixed shelves Solid wood doors on the end sections with adjustable shelves Grommet located in center of back panel Traditional pulls in antique brass Traditional edge and molding details	1					
Circular Table (1) 42"W x 42"D x 30"H Wood veneer Hardwood Queen Anne base-Traditional edge detail	1					
Guest Chairs (4) 23 1/4"W x 24"D x 34 1/4"H (overall chair size) Solid hardwood frame Curved wood open arms Upholstered back and seat Design Tex: Isometry/Cafe High grade polyurethane foam	4					
Freestanding Pivot LED Desk Light (1) Two-stage light control with 3.0 watt and 7.3 watt selection Rotates 360 degrees around the base Scratch resistance bottom Textured black finish-5 year warranty, 24/7	1					
Keyboard Tray Fully adjustable keyboard tray with moveable mouse from left to right side of keyboard tray Palm support / 6" height adjustment Negative and positive tilt 360 degree of swivel	1					
					Subtotal	

Section 3.2.6

Description Room 127 Exhibit A First Floor	Quantity	Manufacturer	Part #	Page	Unit Price	Extended Price
Executive Single Pedestal Desk, Right Pedestal (1) 72"W x 36"D x 30"H Wood veneer Central locking Legal width pedestals Box/file in pedestal Pull out writing shelf Traditional edge and molding details Traditional pulls in antique brass Worksurface grommet on left	1					
Executive Bridge, Half Modesty (1) 42"W x 24"D x 30"H Wood veneer	1					

Section 3.2

Exhibit C

	Quantity	Manufacturer	Part #	Page	Unit Price	Extended Price
Grommet in back panel Grain direction runs front to back on worksurface Hinged back panel to access power/data on wall Worksurface grommet located in the center Traditional edge detail						
Executive Credenza, Left Pedestal (1) 72"W x 20"D x 30"H Wood veneer Letter width pedestal Box/file in pedestal Grommet in back panel Worksurface grommet located on the right Traditional pulls in antique brass Traditional edge and molding details	1					
Wood Door Surface Mount Hutch (1) 66"W x 15"D x 40"H Wood veneer Storage behind wood doors Grommet located in center of back panel 21 1/2" clearance below doors Traditional pulls in antique brass	1					
Tackboard (1) 66"W x 17 1/4"H Located underneath surface mounted hutch	1					
Tasklight (1) 48"W Located underneath surface mounted hutch	1					
Guest Chairs (2) 23 1/4"W x 24"D x 34 1/4"H (overall chair size) Solid hardwood frame Curved wood open arms Upholstered back and seat Maharam: Rove/Soba High grade polyurethane foam	2					
Freestanding Pivot LED Desk Light (1) Two-stage light control with 3.0 watt and 7.3 watt selection Rotates 360 degrees around the base Scratch resistance bottom Textured black finish 5 year warranty, 24/7	1					
Fully adjustable keyboard tray with moveable mouse from left to right side of keyboard tray Palm support 6" height adjustment Negative and positive tilt 360 degree of swivel.	1					
Subtotal						

Section 3.2.7

Description Reception 102 Exhibit A First Floor	Quantity	Manufacturer	Part #	Page	Unit Price	Extended Price
Cabot Wrenn Fusion Lounge Series or equal Lounge Chairs (4) 32 1/4"H x 31 1/2"W x 30 1/4"D	4					

	Quantity	Manufacturer	Part #	Page	Unit Price	Extended Price
Upholstered lounge chair Inside: Arc Com Shimmer/Mink Outside: Knoll Legend CR/Unicorn Curved wooden arm caps Wooden legs 500lb. capacity						
3-Seat Sofa (1) 32 1/4"H x 72"W x 30" D Upholstered sofa - Inside: Arc Com Shimmer/Mink - Outside: Knoll Legend CR/Unicorn Curved wooden arm caps Wooden legs / 1500 lb. capacity	1					
Round End Table (2) 22"Dia x 21"H Wood veneer Curved legs	2					
Rectangle Coffee Table (1) 42"W x 20"D x 16"H Wood veneer-Curved lets	1					
Reception Station Desk Shell (1) 98"W x 38"D x 42"H Wood veneer with 12" wood transaction top Transaction top profiled on 4 sides Traditional edge and molding details-work surface grommet in center	1					
Reception Station Return Shell, Right Return (1) 48"W x 25"D x 42"H Wood veneer Grain runs front to back on worksurface Worksurface grommet located on right Traditional edge and molding details	1					
Reception Station Return Shell, Left Return (1) 48"W x 25"D x 42"H Wood veneer Grain runs front to back on worksurface Worksurface grommet located on left Traditional edge and molding details	1					
Return Transaction Top (2) 76"W x 12"D Wood veneer Profiled on 4 sides with reverse shape on joining end Grain runs front to back on veneer worksurfaces Traditional edge detail	2					
Component Pedestal, Box/Box/File (1) 18"W x 24"D x 28 1/4"H Wood veneer Box/Box/File legal width pedestal File drawer provides legal or letter filing Lockable Traditional pulls in antique brass	1					
Component Pedestal, File/File (1) 18"W x 24"D x 28 1/4"H Wood veneer File/file legal width pedestal	1					

Section 3.2

Exhibit C

	Quantity	Manufacturer	Part #	Page	Unit Price	Extended Price
File drawers provide legal or letter filing Lockable Traditional pulls in antique brass						
Keyboard Tray Fully adjustable keyboard tray with moveable mouse from left to right side of keyboard tray Palm support 6" height adjustment Negative and positive tilt 360 degree of swivel	1					
Freestanding Pivot LED Desk Light Two-stage light control with 3.0 watt and 7.3 watt selection Rotates 360 degrees around the base Scratch resistance bottom Textured black finish 5 year warranty, 24/7	1					
					Subtotal	

Section 3.2.8

Description Coffee Area 106 Exhibit A First Floor	Quantity	Manufacturer	Part #	Page	Unit Price	Extended Price
Cabot Wrenn Fusion Lounge Series or equal Lounge Chairs (2) 32 1/4"H x 31 1/2"W x 30 3/4"D Upholstered lounge chair Inside: Arc Com Shimmer/Mink Outside: Knoll Legend CR/Unicorn Curved wooden arm caps Wooden legs 500lb. capacity	2					
Round End Table (1) 22"Dia x 21"H Wood veneer Curved legs	1					
Storage Credenza Full Pedestal (1) 72"W x 20"D x 30"H Wood veneer Box/File pedestals on each end Storage doors between pedestals with fixed shelf Legal or letter filing Grommet located left and right	1					
					Subtotal	

Section 3.2.9

Description Room 106 Exhibit A First Floor	Quantity	Manufacturer	Part #	Page	Unit Price	Extended Price
Open Metal Shelving (1) 30"W x 18"D 6 shelves high Adjustable in 1" increments Heavy duty 22 gauge steel 750lb. max. load per shelf Starter unit	1					
Open Metal Shelving (2) 36"W x 18"D	2					

Section 3.2

	Quantity	Manufacturer	Part #	Page	Unit Price	Extended Price
6 shelves high Adjustable in 1" increments Heavy duty 22 gauge steel 750 lb. max. load per shelf Adder unit						
Open Metal Shelving (1) 48"W x 18"D 6 shelves high Adjustable in 1" increments Heavy duty 22 gauge steel 750 lb. max. load per shelf Starter unit	1					
					Subtotal	

Section 3.2.10

Description Room 110 Exhibit A First Floor	Quantity	Manufacturer	Part #	Page	Unit Price	Extended Price
Three-High Storage Cabinets (2) 39 1/4"H x 18 3/4"D x 29 7/8"W Hinged doors with two adjustable shelves Lockable Painted	2					
Common File Top (1) 18 3/4"D x 60"W High-pressure laminate surface with 3mm edgeband on front and back edge and 1mm edgeband on sides	1					
Overhead Storage Unit (2) 16"H x 14"D x 30"W Wall mounted (no vertical wall tracks) Painted Lockable Hinged doors	2					
Bulletin Board (1) 72"W x 48"H 1/32" fine-grain natural cork board Self-healing tack surface Aluminum frame 10-year guarantee	1					
					Subtotal	

Section 3.2.11

Description Room 115 Exhibit A First Floor	Quantity	Manufacturer	Part #	Page	Unit Price	Extended Price
Lateral Files (4) 42"W x 18 1/4"D x 63 1/4"H Includes 12"H drawers with adjustable side-to-side hanging bars for letter, legal, EDP and international A4 and foolscap suspended file folders Lockable Painted	4					
Datum BI/Tri Track Slider or Equal 6 High Units Need filing for 1500 lineal inches Tracks will consist of two 14 gauge steel support channels. Track assemblies are easily leveled by adjusting the built in glides	1					

Section 3.2

Exhibit C

	Quantity	Manufacturer	Part #	Page	Unit Price	Extended Price
Decking will be manufactured of 16 gauge formed steel, coated with a non-skid textured finish. Deck panels will be installed between each rail creating a smooth unobstructed finish.						
Top stabilizers consist of a single or double 18 gauge steel formed channel attached to the stationary rack, and a 14 gauge steel bracket with two 1-3/8" nylon faced ball bearing rollers attached to the top of each mobile rack. The bearing assembly will be adjustable to compensate for any irregularities in the floor						
Carriages consist of sections of "U" shaped formed cold rolled steel 13 gauge and 14 gauge stringers and cross members, all electrically welded to form a strong and durable frame						
Carriage wheels will be heavy-duty double sealed, permanently lubricated ball bearing. There are a total of four wheel assemblies per carriage						
					Subtotal	

Section 3.2.12

Description Room 116 Exhibit A First Floor	Quantity	Manufacturer	Part #	Page	Unit Price	Extended Price
Lateral Files (2) 30"W x 18 3/4"D x 63 1/2"H Includes 12"H drawers with adjustable side-to-side hanging bars for letter, legal, EDP and international A4 and foolscap suspended file folders Lockable Painted	2					
Storage Cabinets (2) 42"W x 18 3/4"D x 63 1/2"H Hinged doors with full access hinges Four shelves Shelves adjust in increments of 6" Lockable Painted	2					
§ Bookcases (2) 36"W x 14"D x 63 1/2"H Four adjustable shelves Shelves adjust in increments of 1 3/4" All openings will accommodate standard US three-ring binders Painted	2					
					Subtotal	

Section 3.2.13

Description Room 120 Exhibit A First Floor	Quantity	Manufacturer	Part #	Page	Unit Price	Extended Price
Rectangular Conference Top (1) 144"W x 48"D x 1 3/16"H Wood veneer 12ft. conference top Two piece top Traditional edge detail 2 Each work surface power center Four power receptacles in two 15 amp duplexes One 15 amp circuit breaker One voice port-Three data ports Six foot cord UL listed/CSA certified	1					
Traditional Square Base (3) 20"W x 20"D x 28 1/2"H Wood veneer	3					

Section 3.2

Exhibit C

	Quantity	Manufacturer	Part #	Page	Unit Price	Extended Price
Panel access doors Traditional molding on all sides 2" wire management opening above door 60mm wire management opening in bottom						
Visual Board (1) 48"W x 5"D x 48"H Decorative pencil molding Tackboard on each door Display rail with adjustable hooks for flipchart Flipchart Magnetic porcelain non-glare writing surface Set of 4 dry erase markers and eraser	1					
§ Executive Conference Chair (12) 26"W x 26"D x 43-48"H (overall chair size) High back executive swivel Ergonomic curved back to provide lumbar support 5-star high profile fiberglass reinforced nylon base Black dual wheel hard caster Pneumatic gas lift Swivel tilt control Black T-style arm, height adjustable High grade polyurethane foam Upholstered seat and back - Ultrafabrics: Brisa (undecided color)	12					
					Subtotal	

Section 3.2.14

Description Room 123 Exhibit A First Floor	Quantity	Manufacturer	Part #	Page	Unit Price	Extended Price
Human Scale Diffrient World Task Chairs or Equal (52) 36 1/2"- 40 1/2"H x 26"W x 24"D (overall chair size) or equal Non-stretch, tri panel mesh back Non-stretch mesh seat with upholstered seat cushion Textile grade 1 Pneumatic cylinder Mechanism free Pivoting back rest full range of recline motion regardless of size or weight Size adjustable to 98% of the population Height adjustable arm rests	52					
Training Tables (25) 30"D x 72"W Laminate top with 3mm edgeband on all sides and backs Flip top and nesting capabilities Casters, locking Painted aluminum Y-leg base	25					
Podium (1) 46"H x 22 1/4"D x 22 1/2"W Laminate Podium sloping top is 22 1/2"W x 16 3/8"D with paper ledge Casters, locking Locking podium doors	1					

Section 3.2

Exhibit C

	Quantity	Manufacturer	Part #	Page	Unit Price	Extended Price
Podium user side has open shelf, lower storage with lockable touch latch door and one adjustable shelf Podium back has touch latch, lockable full height door with full-height enclosure for power and cable management Podium bottom has cut out for wire access to floor						
Credenza Base (1) 29"H x 20"D x 96"W Laminate 19"H base cabinet with one shelf, solid touch doors and painted legs 10"H upper unit with translucent slider doors Lockable	1					
Credenza Top (1) 20"D x 96"W - laminate top	1					
Cabot Wrenn Sage Bench (4) 19 ¼"H x 66"W x 22 ½"D (located outside room 123) or equal Upholstered bench with wood legs - Seat: Arc Com Shimmer/Mink - Side Panels: Knoll Legend CR/Unicorn	4					
					Subtotal	

Section 3.2.15

Description Room 124 Exhibit A First Floor	Quantity	Manufacturer	Part #	Page	Unit Price	Extended Price
Cabot Wrenn Fusion Lounge Series Lounge Chairs (2) 32 ¼"H x 31 ½"W x 30 ¼"D or equal Upholstered lounge chair Inside: Arc Com Shimmer/Mink Outside: Knoll Legend CR/Unicorn Curved wooden arm caps Wooden legs 500lb. capacity	2					
Round End Table (1) 22"Dia x 21"H Wood veneer Curved legs	1					
Human Scale Diffrient World Task Chairs or Equal (6) 36 ½"- 40 ½"H x 26"W x 24"D (overall chair size) or equal Non-stretch, tri panel mesh back Non-stretch mesh seat with upholstered seat cushion Textile grade 1 Pneumatic cylinder Mechanism free Pivoting back rest full range of recline motion regardless of size or weight Size adjustable to 98% of the population Height adjustable arm rests	6					
Bookcases (15) 34"W x 15"D x 70"H Wood veneer Three adjustable shelves, one fixed shelf Traditional molding, trim and edge details	15					
Conference Table (1) 96"W x 42"D x 1-3/16"H Wood veneer	1					

Section 3.2

Exhibit C

	Quantity	Manufacturer	Part #	Page	Unit Price	Extended Price
One piece top						
Traditional edge detail						
Table Bases (2) 20"W x 2"D x 28 1/2"H	2					
Wood veneer						
Panel base						
Stretchers (for support) are included						
Traditional molding and trim details						
					Subtotal	

Section 3.2.16

Description Room 125 Exhibit A First Floor	Quantity	Manufacturer	Part #	Page	Unit Price	Extended Price
Open Metal Shelving (1) 48"W x 18"D	1					
6 shelves high						
Adjustable in 1" increments						
Heavy duty 22 gauge steel						
750lb. max. load per shelf						
Starter unit						
					Subtotal	

Section 3.2.17

Description Room 126 Exhibit A First Floor	Quantity	Manufacturer	Part #	Page	Unit Price	Extended Price
Open Metal Shelving (1) 36"W x 18"D	1					
6 shelves high						
Adjustable in 1" increments						
Heavy duty 22 gauge steel						
750lb. max. load per shelf						
Starter unit						
Open Metal Shelving (2) 36"W x 18"D	2					
6 shelves high						
Adjustable in 1" increments						
Heavy duty 22 gauge steel						
750lb. max. load per shelf						
Adder unit						
					Subtotal	

Section 3.2.18

Description Room 131 Exhibit A First Floor	Quantity	Manufacturer	Part #	Page	Unit Price	Extended Price
Open Metal Shelving (4) 36"W x 18"D	4					
6 shelves high						
Adjustable in 1" increments						
Heavy duty 22 gauge steel						
750lb. max. load per shelf						
Starter unit						
Open Metal Shelving (16) 36"W x 18"D	16					
6 shelves high						
Adjustable in 1" increments						
Heavy duty 22 gauge steel						
750lb. max. load per shelf						

Section 3.2

	Quantity	Manufacturer	Part #	Page	Unit Price	Extended Price
Adder unit						
Open Metal Shelving (3) 36"W x 12"D 6 shelves high Adjustable in 1" increments Heavy duty 22 gauge steel 750lb. max. load per shelf Starter unit	3					
Open Metal Shelving (6) 36"W x 12"D 6 shelves high Adjustable in 1" increments Heavy duty 22 gauge steel 750lb. max. load per shelf Adder unit	6					
Table (1) 60"W x 24"D x 29"H 1-3/16" thick laminate top T-leg base Non-folding	1					
Subtotal						

Section 3.2.19

Description Copy Area 1 - Exhibit A Second Floor	Quantity	Manufacturer	Part #	Page	Unit Price	Extended Price
Storage Cabinets (2) 30"W x 18 ¾"D x 39 ½"H Lockable Hinged doors with full access hinges Shelves adjust in increments of 6" Painted	2					
Common Top (1) 60"W x 18 ¾"D Laminate surface with 3mm edgeband on front and back edge and 1mm edgeband on sides	1					
Mail Center (1) 24" W x 15"D x 33"H 9" High elevation, metal frame and metal shelves 24 Pockets, 2 column of 11" shelves x 15" deep All shelves are adjustable on ½" increments Shelves have thumb cuts and labeling flanges on the front of each shelf 50 lb. weight capacity per shelf	1					
Table (1) 48"W x 24"D x 29"H Laminate top C Legs No casters	1					
Subtotal						

Section 3.2.20

Description Copy Area 2 - Exhibit A Second Floor	Quantity	Manufacturer	Part #	Page	Unit Price	Extended Price
Storage Cabinets (2) 30"W x 18 ¾"D x 39 ½"H Hinged doors with full access hinges Two shelves Lockable	2					

Section 3.2

Exhibit C

	Quantity	Manufacturer	Part #	Page	Unit Price	Extended Price
Shelves adjust in increments of 6"						
Common Storage Top (1) 60"W x 18 ¼"D High pressure laminate surface with 3mm edgeband on front and back and 1mm edgeband on sides	1					
					Subtotal	

Section 3.2.21

Description Room 201- Exhibit A Second Floor	Quantity	Manufacturer	Part #	Page	Unit Price	Extended Price
Single Pedestal Desk, Right Pedestal (1) 72"W x 36"D x 29"H Recessed front with full modesty Letter width, locking pedestal Box/box/file in pedestal Black utility tray for box drawer Laminate Square edge detail Worksurface grommet located on left from seated side	1					
Bridge, Half Modesty (1) 48"W x 24"D x 29"H Grain direction runs front to back on worksurface Hinged back panel to access power/data on wall Laminate Square edge detail Worksurface grommet located in center	1					
Credenza, Left Pedestal (1) 72"W x 20"D x 29"H Letter width locking pedestal File/file in pedestal Grommet in back panel Laminate Square edge detail Worksurface grommet located on right	1					
Computer work table (1) 42"W x 24"D x 29"H Fixed shelf Grommet in back panel Laminate Square edge detail	1					
Bookcase (1) 36"W x 15"D x 70-7/8"H Three adjustable shelves, one fixed shelf Laminate Square edge detail	1					
Guest Chairs (2) 23 ¾"W x 24 ¼"D x 31 ¾"H Solid hardwood frame Curved wood open arms Upholstered back and seat Design Tex: Knoll Legend CR/Unicorn High grade polyurethane foam	2					
Magnetic Harmony Glass Marker Board (1) 4'W x 3'H ¼" Tempered glass with 1" radius corners and flat polished edges Brilliant white back for high marker contrast	1					

Section 3.2

	Quantity	Manufacturer	Part #	Page	Unit Price	Extended Price
Steel panel added to enable rare earth magnet use Attached accessory holder Comes with 4 markers, an eraser and 4 rare earth magnets						
Freestanding Pivot LED Desk Light (1) Two-stage light control with 3.0 watt and 7.3 watt selection Rotates 360 degrees around the base Scratch resistance bottom Textured black finish 5 year warranty, 24/7	1					
Keyboard Tray Fully adjustable keyboard tray with moveable mouse from left to right side of keyboard tray Palm support 6" height adjustment Negative and positive tilt 360 degree of swivel	1					
					Subtotal	

Section 3.2.22

Description Room 202- Exhibit A Second Floor	Quantity	Manufacturer	Part #	Page	Unit Price	Extended Price
Single Pedestal Desk, Left Pedestal (1) 66"W x 30"D x 29"H Recessed front Letter width locking pedestal Box/box/file in pedestal Black utility tray for box drawer Laminate Square edge detail Worksurface grommet located on right from seated side	1					
Bridge, Half Modesty (1) 42"W x 24"D x 29"H Grain direction runs front to back on worksurface Hinged back panel to access power/data on wall Laminate Square edge detail Worksurface grommet located in center	1					
Credenza, Right Pedestal (1) 66"W x 20"D x 29"H Letter width locking pedestal File/file in pedestal Grommet in back panel Laminate Square edge detail Worksurface grommet located on left	1					
Hutch (1) 66"W x 15"D x 40-7/8"H Wire management grommets are standard for both tasklights and keyboards Four hinged doors Laminate Square edge detail	1					

Section 3.2

Exhibit C

	Quantity	Manufacturer	Part #	Page	Unit Price	Extended Price
Tackboard (1) 66"W x 17 1/4"H Located underneath surface mounted hutch	1					
Tasklight (1) 48"W Located underneath surface mounted hutch	1					
Lateral File (1) 36"W x 24"D x 54 1/2"H Central locking Anti-tilt system File drawers provide legal or letter filing front to back or side to side 1/4" thick drawer bottoms allow for storage applications	1					
Magnetic Harmony Glass Marker Board (1) 4'W x 3'H 1/4" Tempered glass with 1" radius corners and flat polished edges Brilliant white back for high marker contrast Steel panel added to enable rare earth magnet use Attached accessory holder Comes with 4 markers, an eraser and 4 rare earth magnets	1					
Guest Chairs (2) 23 1/4"W x 24 1/4"D x 31 1/4"H Solid hardwood frame Curved wood open arms Upholstered back and seat Maharam: Rove/Soba High grade polyurethane foam	2					
Freestanding Pivot LED Desk Light Two-stage light control with 3.0 watt and 7.3 watt selection Rotates 360 degrees around the base Scratch resistance bottom Textured black finish 5 year warranty, 24/7	1					
Keyboard Tray Fully adjustable keyboard tray with moveable mouse from left to right side of keyboard tray Palm support 6" height adjustment Negative and positive tilt 360 degree of swivel	1					
					Subtotal	

Section 3.2.23

Description Room 203- Exhibit A Second Floor	Quantity	Manufacturer	Part #	Page	Unit Price	Extended Price
Single Pedestal Desk, Left Pedestal (1) 66"W x 30"D x 29"H Recessed front Letter width locking pedestal Box/box/file in pedestal Black utility tray for box drawer Laminate Square edge detail Worksurface grommet located on right from seated side	1					
Return, Right Pedestal (1) 48"W x 24"D x 30"H	1					

Section 3.2

Exhibit C

	Quantity	Manufacturer	Part #	Page	Unit Price	Extended Price
Letter width locking pedestal File/file in pedestal Grommet in back panel Grain direction runs side to side on worksurface Laminate Square edge detail Worksurface grommet located on left						
Hutch (1) 72"W x 15"D x 40-7/8"H Wire management grommets are standard for both tasklights and keyboards Four hinged doors Laminate Square edge detail	1					
Tackboard (1) 72"W x 17 1/4"H Located underneath surface mounted hutch	1					
Tasklight (1) 48"W Located underneath surface mounted hutch	1					
Bookcase (1) 36"W x 14-1/8"D x 70-7/8"H Three adjustable shelves, one fixed shelf Laminate Square edge details	1					
Freestanding Pivot LED Desk Light Two-stage light control with 3.0 watt and 7.3 watt selection Rotates 360 degrees around the base Scratch resistance bottom Textured black finish 5 year warranty, 24/7	1					
Guest Chairs (1) 23 1/4"W x 24 1/4"D x 31 1/4"H Solid hardwood frame Curved wood open arms Upholstered back and seat - Knoll: Legend CR/Unicorn High grade polyurethane foam	1					
Lateral File Credenza (1) 72"W x 24"D x 30"H Dual locking File drawers provide legal or letter filing 1/4" thick drawer bottom allows for storage Four file drawers Laminate Square edge detail	1					
Top Unit Bookcase (2) 36"W x 15"D x 40-7/8"H Bottom shelf fixed with 12" clearance Laminate - Square edge detail	2					
Magnetic Harmony Glass Marker Board (1) 4'W x 3'H 1/4" Tempered glass with 1" radius corners and flat polished edges Brilliant white back for high marker contrast	1					

Section 3.2

Exhibit C

	Quantity	Manufacturer	Part #	Page	Unit Price	Extended Price
Steel panel added to enable rare earth magnet use Attached accessory holder Comes with 4 markers, an eraser and 4 rare earth magnets						
Keyboard Tray Fully adjustable keyboard tray with moveable mouse from left to right side of keyboard tray Palm support 6" height adjustment Negative and positive tilt 360 degree of swivel	1					
					Subtotal	

Section 3.2.24

Description Room 204- Exhibit A Second Floor	Quantity	Manufacturer	Part #	Page	Unit Price	Extended Price
Single Pedestal Desk, Right Pedestal (1) 72"W x 36"D x 30"H Recessed front Letter width locking pedestal Box/box/file in pedestal Black utility tray for box drawer Laminate Worksurface grommet located on left from seated side	1					
Bridge, Half Modesty (1) 48"W x 24"D x 29"H Grain direction runs front to back on worksurface Hinged back panel to access power/data on wall Laminate Worksurface grommet located in center	1					
Credenza, Left Pedestal (1) 72"W x 20"D x 29"H Letter width locking pedestal File/file in pedestal Grommet in back panel Laminate Worksurface grommet located on right	1					
Hutch (1) 72"W x 15"D x 40-7/8"H Wire management grommets are standard for both tasklights and keyboards Four hinged doors Laminate	1					
Tackboard (1) 72"W x 17 3/4"H Located underneath surface mounted hutch	1					
Tasklight (1) 48"W Located underneath surface mounted hutch	1					
Two Drawer Lateral File (1) 36"W x 24"D x 30"H Central locking Anti-tilt system File drawers provide legal or letter filing front to back or side to side 1/4" thick drawer bottoms allow for storage applications Laminate	1					
Bookcases (2) 36"W x 14-1/8"D x 70-7/8"H	2					

Section 3.2

	Quantity	Manufacturer	Part #	Page	Unit Price	Extended Price
Three adjustable shelves, one fixed shelf Laminate						
Magnetic Harmony Glass Marker Board (1) 4'W x 3'H ¼" Tempered glass with 1" radius corners and flat polished edges Brilliant white back for high marker contrast Steel panel added to enable rare earth magnet use Attached accessory holder Comes with 4 markers, an eraser and 4 rare earth magnets	1					
Guest Chairs (2) 23 ¼"W x 24 ¼"D x 31 ¼"H Solid hardwood frame Curved wood open arms Upholstered back and seat Maharam: Rove/Soba High grade polyurethane foam	2					
Freestanding Pivot LED Desk Light Two-stage light control with 3.0 watt and 7.3 watt selection Rotates 360 degrees around the base Scratch resistance bottom Textured black finish 5 year warranty, 24/7	1					
Keyboard Tray Fully adjustable keyboard tray with moveable mouse from left to right side of keyboard tray Palm support 6" height adjustment Negative and positive tilt 360 degree of swivel	1					
					Subtotal	

Section 3.2.25

Description Room 205- Exhibit A Second Floor	Quantity	Manufacturer	Part #	Page	Unit Price	Extended Price
D-Top Desk (1) 72"W x 36"D x 30"H Wood veneer End panel support Black metal 4 ½" cylinder base Worksurface grommet located on right from seated side	1					
Bridge, Half Modesty (1) 42"W x 24"D x 30"H Wood veneer Grommet in back panel Grain direction runs front to back on worksurface Hinged back panel to access power/data on wall Worksurface grommet in center	1					
Multi-File Credenza, Right Pedestal (1) 72"W x 20"D x 30"H Wood veneer Two box drawers, one file drawer and one lateral drawer Locking file drawers only	1					

Section 3.2

Exhibit C

	Quantity	Manufacturer	Part #	Page	Unit Price	Extended Price
One lateral file drawer provides legal or letter filing front to back or side to side Grommet in back panel Worksurface grommet on left						
Hutch (1) 72"W x 15"D x 40-7/8"H Wood veneer Frosted acrylic door Surface mount hutch Grommet 25 1/8" clearance below doors Four hinged doors	1					
Tackboard (1) 72"W x 17 1/4"H Located underneath surface mounted hutch	1					
Tasklight (1) 48"W Located underneath surface mounted hutch	1					
Four Drawer Lateral File (1) 36"W x 20"D x 54 1/2"H Wood veneer Central locking Anti-tilt system File drawers provide legal or letter filing 1/4" thick drawer bottoms allow for storage applications Unfinished back	1					
Mobile Pedestal (1) 15"W x 19"D x 28 1/4"H Wood veneer Locking pedestal Letter width pedestal Box/box/file in pedestal Casters allow for easy moving Fits underneath 30"H worksurfaces	1					
Guest Chairs (1) 23 3/4"W x 24 1/4"D x 31 3/4"H Solid hardwood frame Curved wood open arms Upholstered back and seat - Knoll Legend CR/Unicorn -High grade polyurethane foam	1					
Freestanding Pivot LED Desk Light Two-stage light control with 3.0 watt and 7.3 watt selection Rotates 360 degrees around the base Scratch resistance bottom Textured black finish 5 year warranty, 24/7	1					
Keyboard Tray Fully adjustable keyboard tray with moveable mouse from left to right side of keyboard tray Palm support 6" height adjustment Negative and positive tilt						

Section 3.2

Exhibit C

	Quantity	Manufacturer	Part #	Page	Unit Price	Extended Price
360 degree of swivel						
					Subtotal	

Section 3.2.26

Description Room 206- Exhibit A Second Floor	Quantity	Manufacturer	Part #	Page	Unit Price	Extended Price
Single Pedestal Desk, Right Pedestal (1) 72"W x 36"D x 30"H Wood veneer Stepped front, full modesty Locking pedestal Letter width pedestal Box/box/file in pedestal Black utility tray for box drawer Worksurface grommet located on left from seated side	1					
Bridge, Half Modesty (1) 48"W x 24"D x 30"H Wood veneer Grommet in back panel Grain direction runs front to back on worksurface Hinged back panel to access power/data on wall Worksurface grommet in center	1					
Credenza, Left Pedestal (1) 72"W x 20"D x 30"H Wood veneer Locking pedestal Letter width pedestal File/file in pedestal Grommet in back panel Worksurface grommet located on right	1					
Hutch (1) 72"W x 15"D x 40-7/8"H Wood veneer Frosted acrylic door Surface mount hutch Grommet 25 1/8" clearance below doors Four hinged doors	1					
Tackboard (1) 72"W x 17 3/4"H Located underneath surface mounted hutch	1					
Tasklight (1) 48"W Located underneath surface mounted hutch	1					
Kneespace Credenza (1) 72"W x 20"D x 30"H Wood veneer Locking pedestals Letter width pedestals File/file in pedestals Grommet in back panel Worksurface grommet located in center	1					
Freestanding Pivot LED Desk Light Two-stage light control with 3.0 watt and 7.3 watt selection	1					

Section 3.2

Exhibit C

	Quantity	Manufacturer	Part #	Page	Unit Price	Extended Price
Rotates 360 degrees around the base Scratch resistance bottom Textured black finish 5 year warranty, 24/7						
Bookcase (1) 36"W x 15"D x 72"H Wood veneer Three adjustable shelves 1" thick shelves Unfinished back	1					
Lateral File Credenza (1) 72"W x 20"D x 30"H Wood veneer Dual locking File drawers provide legal or letter filing ¼" thick drawer bottoms allow for storage applications Unfinished back	1					
Top Unit Bookcases (2) 36"W x 15"D x 42-1/8"H Wood veneer Fixed bottom shelf with 12" clearance One adjustable shelf 1" thick shelves Unfinished back	2					
Guest Chairs (3) 23 ¾"W x 24 ¼"D x 31 ¼"H Solid hardwood frame Curved wood open arms Upholstered back and seat - Knoll Legend CR/Unicorn High grade polyurethane foam	3					
Magnetic Harmony Glass Marker Board (1) 4"W x 3'H ¼" Tempered glass with 1" radius corners and flat polished edges Brilliant white back for high marker contrast Steel panel added to enable rare earth magnet use Attached accessory holder Comes with 4 markers, an eraser and 4 rare earth magnets	1					
Keyboard Tray Fully adjustable keyboard tray with moveable mouse from left to right side of keyboard tray Palm support 6" height adjustment Negative and positive tilt 360 degree of swivel	1					
Cabot Wrenn Fusion Lounge Series or equal 2-Seat Sofa (1) 52"W x 30"D x 32 ¼"H - Upholstered sofa - Inside: Arc Com Shimmer/Mink - Outside: Knoll Legend CR/Unicorn - Curved wooden arm caps	1					

Section 3.2

Exhibit C

	Quantity	Manufacturer	Part #	Page	Unit Price	Extended Price
- Wooden legs						
- 1000lb. capacity						
					Subtotal	

Section 3.2.27

Description Room 209- Exhibit A Second Floor	Quantity	Manufacturer	Part #	Page	Unit Price	Extended Price
Single Pedestal Desk, Left Pedestal (1) 72"W x 36"D x 30"H Laminate Recessed front Letter width locking pedestal Box/box/file in pedestal Black utility tray for box drawer Worksurface grommet located on right from seated side	1					
Bridge, Half Modesty (1) 48"W x 24"D x 30"H Laminate Grain direction runs front to back on worksurface Hinged back panel to access power/data on wall Worksurface grommet in center	1					
Credenza, Right Pedestal (1) 72"W x 24"D x 30"H Laminate Letter width locking pedestal File/file in pedestal Grommet in back panel Worksurface grommet located on left	1					
Hutch (1) 72"W x 15"D x 40-7/8"H Laminate Solid door Surface mount hutch Grommet 25 1/8" clearance below doors Four hinged doors	1					
Tackboard (1) 72"W x 17 3/4"H Located underneath surface mounted hutch	1					
Tasklight (1) 48"W Located underneath surface mounted hutch	1					
Freestanding Pivot LED Desk Light Two-stage light control with 3.0 watt and 7.3 watt selection Rotates 360 degrees around the base Scratch resistance bottom Textured black finish 5 year warranty, 24/7	1					
Circle Table Top (1) 42"Dia. Laminate round table top	1					
Cylinder Table Base (1) 20" Dia. Weighted for stability	1					
Guest Chairs (4) 25"W x 26 3/4"D x 34 1/2"H	4					

Section 3.2

Exhibit C

	Quantity	Manufacturer	Part #	Page	Unit Price	Extended Price
Fully upholstered - Maharam: Rove/Soba High grade polyurethane foam Dual wheel casters Solid wood frame Open wood arms						
Lateral Files (2) 36"W x 18 3/4"D x 63 1/2"H Includes 12"H drawers with adjustable side-to-side hanging bars for letter, legal, EDP and international A4 and foolscap suspended file folders Lockable Painted	2					
Combination Storage (1) 30"W x 18 3/4"D x 63 1/2"H Includes two 12"H lateral drawers on the bottom with adjustable side-to-side hanging bars for letter, legal, EDF and international A4 and foolscap suspended file folders Storage door unit on the top includes two adjustable shelves Lockable Painted	1					
Open Metal Shelving (1) 48"W x 24"D 6 shelves high Adjustable in 1" increments Heavy duty 22 gauge steel 750lb. max. load per shelf - starter unit	1					
Open Metal Shelving (2) 48"W x 24"D 6 shelves high Adjustable in 1" increments Heavy duty 22 gauge steel 750lb. max. load per shelf Adder unit	2					
Keyboard Tray Fully adjustable keyboard tray with moveable mouse from left to right side of keyboard tray Palm support 6" height adjustment Negative and positive tilt 360 degree of swivel	1					
					Subtotal	

Section 3.2.28

Description Room 212- Exhibit A Second Floor	Quantity	Manufacturer	Part #	Page	Unit Price	Extended Price
Single Pedestal Desk, Left Pedestal (1) 66"W x 30"D x 30"H Laminate Recessed front Letter width locking pedestal Box/box/file in pedestal Black utility tray for box drawer Worksurface grommet located on right from seated side	1					
Return, Right Pedestal (1) 72"W x 24"D x 30"H	1					

Section 3.2

Exhibit C

	Quantity	Manufacturer	Part #	Page	Unit Price	Extended Price
Laminate Two box drawers, one file drawer and one lateral drawer Locking file drawers only Grommet in back panel Worksurface grommet on left						
Hutch (1) 72"W x 15"D x 40-7/8"H Laminate Open hutch, no doors Surface mount hutch Grommet 25 1/8" clearance below doors	1					
Tackboard (1) 72"W x 17 3/4"H Located underneath surface mounted hutch	1					
Tasklight (1) 48"W Located underneath surface mounted hutch						
Bookcase (1) 36"W x 14-1/8" D x 70-7/8"H Laminate 1" thick shelves 3 adjustable shelves, one fixed shelf	1					
Lateral Files (2) 36"W x 24"D x 54 1/2"H Laminate 4 drawers Central locking Anti-tilt system File drawers provide legal or letter filing front to back or side to side 1/4" thick drawer bottoms allow for storage applications Freestanding Pivot LED Desk Light Two-stage light control with 3.0 watt and 7.3 watt selection Rotates 360 degrees around the base Scratch resistance bottom Textured black finish 5 year warranty, 24/7	2					
Keyboard Tray Fully adjustable keyboard tray with moveable mouse from left to right side of keyboard tray Palm support 6" height adjustment Negative and positive tilt 360 degree of swivel						
					Subtotal	

Section 3.2.29

Description Room 213- Exhibit A Second Floor	Quantity	Manufacturer	Part #	Page	Unit Price	Extended Price
Corner Unit (1) 36"W x 36"D x 30"H Laminate Freestanding support unit Worksurface grommet in corner	1					

Section 3.2

Exhibit C

	Quantity	Manufacturer	Part #	Page	Unit Price	Extended Price
Return, Right Pedestal (1) 42"W x 24"D x 30"H Laminate Letter width locking pedestal Box/box/file in pedestal Grommet in back panel Grain direction runs side to side on worksurface	1					
Bridge, Half Modesty (1) 42"W x 24"D x 30"H Laminate Grain direction runs front to back on worksurface Hinged back panel to access power/data on wall Worksurface grommet located in center	1					
Credenza, left pedestal (1) 72"W x 24"D x 30"H Laminate Letter width locking pedestal File/file in pedestal Grommet in back panel Worksurface grommet located on right	1					
Work Table (1) 42"W x 24"D x 27"H Laminate Fixed shelf Grommet in back panel	1					
Hutch (1) 72"W x 15"D x 40-7/8"H Laminate Solid Door Surface mount hutch Grommet 25 1/8" clearance below doors Four hinged doors	1					
Tackboard (1) 72"W x 17 1/2"H Located underneath surface mounted hutch	1					
Tasklight (1) 48"W Located underneath surface mounted hutch	1					
Freestanding Pivot LED Desk Light Two-stage light control with 3.0 watt and 7.3 watt selection Rotates 360 degrees around the base Scratch resistance bottom Textured black finish 5 year warranty, 24/7	1					
Guest Chairs (2) 23 3/4"W x 24 1/4"D x 31 1/4"H Solid hardwood frame Curved wood open arms Upholstered back and seat - Design Tex: Moderne/Terracota High grade polyurethane foam	2					
Magnetic Harmony Glass Marker Board (1) 8"W x 4'H	1					

Section 3.2

Exhibit C

	Quantity	Manufacturer	Part #	Page	Unit Price	Extended Price
¼" Tempered glass with 1" radius corners and flat polished edges Brilliant white back for high marker contrast Steel panel added to enable rare earth magnet use Attached accessory holder Comes with 4 markers, an eraser and 4 rare earth magnets						
Keyboard Tray Fully adjustable keyboard tray with moveable mouse from left to right side of keyboard tray Palm support 6" height adjustment Negative and positive tilt 360 degree of swivel	1					
					Subtotal	

Section 3.2.30

Description Room 219- Exhibit A Second Floor	Quantity	Manufacturer	Part #	Page	Unit Price	Extended Price
Single Pedestal Executive Desk, Right Pedestal (1) 72"W x 36"D x 30"H Wood veneer Stepped front, full modesty Locking pedestal Letter width pedestal Box/box/file in pedestal Black utility tray for box drawer Worksurface grommet located left from seated side	1					
Bridge, Half Modesty (1) 48"W x 24"D x 30"H Wood veneer Grommet in back panel Grain direction runs front to back on worksurface Hinged back panel to access power/data on wall Worksurface grommet located in center	1					
Credenza, Left Pedestal (1) 72"W x 20"D x 30"H Wood veneer Locking pedestal Letter width pedestal File/file in pedestal Grommet in back panel Worksurface grommet located on right	1					
Hutch (1) 72"W x 15"D x 42-1/8"H Wood veneer Storage behind wood doors 25 1/8" clearance below doors Grommet in back panel	1					
Tackboard (1) 72"W x 17 ½"H Located underneath surface mounted hutch	1					
Tasklight (1) 48"W Located underneath surface mounted hutch	1					
Freestanding Pivot LED Desk Light (1)	1					

Section 3.2

Exhibit C

	Quantity	Manufacturer	Part #	Page	Unit Price	Extended Price
Two-stage light control with 3.0 watt and 7.3 watt selection Rotates 360 degrees around the base Scratch resistance bottom Textured black finish 5 year warranty, 24/7						
Storage Credenza (1) 72"W x 20"D x 30"H Wood veneer Pedestals lock behind doors Letter width pedestals File/files on outside Storage doors in middle 12 ¼" fixed storage shelf behind doors	1					
Top Unit Bookcase (2) 36"W x 15"D x 42-1/8"H Wood veneer Fixed bottom shelf with 12" clearance One adjustable shelf 1" thick shelves Unfinished back	2					
Bookcase (1) 36"W x 15"D x 72"H Wood veneer 1" thick shelves Unfinished back Three adjustable shelves	1					
Circular Table Top (1) 42" Dia. Wood veneer	1					
Cylinder Table Base (1) 20" Dia. Wood veneer Weighted for stability	1					
Guest Chairs (2) 23 ¾"W x 24 ¼"D x 31 ¼"H Solid hardwood frame Curved wood open arms Upholstered back and seat - Design Tex: Isometry/Cafe High grade polyurethane foam	2					
Guest Chairs (4) 23 ¾"W x 24 ¼"D x 31 ¼"H Solid hardwood frame Curved wood open arms Upholstered back and seat - Maharam: Rove/Soba High grade polyurethane foam	4					
Magnetic Harmony Glass Marker Board (1) 8"W x 4'H ¼" Tempered glass with 1" radius corners and flat polished edges Brilliant white back for high marker contrast Steel panel added to enable rare earth magnet use Attached accessory holder	1					

Section 3.2

Exhibit C

	Quantity	Manufacturer	Part #	Page	Unit Price	Extended Price
Comes with 4 markers, an eraser and 4 rare earth magnets						
Keyboard Tray Fully adjustable keyboard tray with moveable mouse from left to right side of keyboard tray Palm support 6" height adjustment Negative and positive tilt 360 degree of swivel	1					
					Subtotal	

Section 3.2.31

Description Room 220- Exhibit A Second Floor	Quantity	Manufacturer	Part #	Page	Unit Price	Extended Price
Single Pedestal Desk, Left Pedestal (1) 66"W x 30"D x 30"H Wood veneer Recessed front, full modesty Locking pedestal Letter width pedestal Box/box/file in pedestal Black utility tray for box drawer Worksurface grommet located right from seated side	1					
Return, Right Pedestal (1) 42"W x 24"D x 30"H Wood veneer Locking pedestal Letter width pedestal File/file in grommet Grommet in back panel Grain direction runs front to back on worksurface Worksurface grommet located on left	1					
Hutch (1) 72"W x 15"D x 42-1/8"H Wood veneer Storage behind wood doors 25 1/8" clearance below doors Grommet in back panel	1					
Tackboard (1) 72"W x 17 1/4"H Located underneath surface mounted hutch	1					
Tasklight (1) 48"W Located underneath surface mounted hutch	1					
Freestanding Pivot LED Desk Light (1) Two-stage light control with 3.0 watt and 7.3 watt selection Rotates 360 degrees around the base Scratch resistance bottom Textured black finish 5 year warranty, 24/7	1					
Bookcase (2) 36"W x 15"D x 72"H Wood veneer 1" thick shelves Unfinished back	2					

Section 3.2

Exhibit C

	Quantity	Manufacturer	Part #	Page	Unit Price	Extended Price
Three adjustable shelves						
Lateral File (1) 36"W x 20"D x 54 ½"H Wood veneer Central locking Anti-tilt system File drawers provide legal or letter filing ¼" thick drawer bottoms allow for storage applications Unfinished back	1					
Guest Chairs (1) 23 ¼"W x 24 ¼"D x 31 ¼"H Solid hardwood frame Curved wood open arms Upholstered back and seat Maharam: Rove/Soba High grade polyurethane foam	1					
Keyboard Tray Fully adjustable keyboard tray with moveable mouse from left to right side of keyboard tray Palm support 6" height adjustment Negative and positive tilt	1					
					Subtotal	

Section 3.2.32

Description Open Area 1- Exhibit A Second Floor	Quantity	Manufacturer	Part #	Page	Unit Price	Extended Price
Storage Credenza (coffee area) (1) 66"W x 24"D x 30"H Pedestals lock behind doors Letter width pedestals File/file in pedestals 12 ¼" fixed storage shelf behind doors Laminate	1					
Standard Easel (2) 45"W x 28"D x 75"H Two-sided laminate writing surface with attached marker tray Four dry erase markers and one eraser Pins to allow hanging of standard size easel paper pad Aluminum frame Casters, two locking/two non-locking Can be used as a projection screen	2					
Tables (2) 60"W x 30"D x 29"H 1-3/16" thick laminate top Y-legs, painted aluminum Casters, two locking/two non-locking	2					
Lateral Files (12) 30"W x 18 ¾"D x 63 ½"H Includes 12"H drawers with adjustable side-to-side hanging bars for letter, legal, EDP and international A4 and foolscap suspended file folders Lockable Painted	12					
Lateral Files (12) 42"W x 18 ¾"D x 63 ½"H	12					

Section 3.2

Exhibit C

	Quantity	Manufacturer	Part #	Page	Unit Price	Extended Price
Includes 12"H drawers with adjustable side-to-side hanging bars for letter, legal, EDP and international A4 and foolscap suspended file folders Lockable Painted						
Lateral Files (2) 36"W x 18 ¼"D x 63 ½"H Includes 12"H drawers with adjustable side-to-side hanging bars for letter, legal, EDP and international A4 and foolscap suspended file folders Lockable Painted	2					
Bulletin Board (1) 72"W x 48"H 1/32" fine-grain natural cork board Self-healing tack surface Aluminum frame 10-year guarantee	1					
Subtotal						

Section 3.2.33

Description Open Area 1A - Exhibit A Second Floor	Quantity	Manufacturer	Part #	Page	Unit Price	Extended Price
Lateral Files (2) 30"W x 18"D x 27 ½"H Includes 12"H drawers with adjustable side-to-side hanging bars for letter, legal, EDP and international A4 and foolscap suspended file folders Attached underneath a worksurface Lockable Painted	2					
Lateral Files (1) 36"W x 18"D x 27 ½"H Includes 12"H drawers with adjustable side-to-side hanging bars for letter, legal, EDP and international A4 and foolscap suspended file folders Attached underneath a worksurface Lockable Painted	1					
Common Work surface (1) 98"W x 24"D Laminate with 3mm edge band Two wire ways along back edge of work surface Attached to panels	1					
Overheads (2) 48"W x 14"D x 16"H Hinged doors Lockable Painted Attached to panels	2					
Subtotal						

Section 3.2.34

Description Open Area 2 - Exhibit A Second Floor	Quantity	Manufacturer	Part #	Page	Unit Price	Extended Price
Lateral Files (2) 42"W x 18 ¼"D x 63 ½"H Includes 12"H drawers with adjustable side-to-side hanging bars for letter, legal, EDP and international A4 and foolscap suspended file folders Lockable Painted	2					

Section 3.2

Exhibit C

	Quantity	Manufacturer	Part #	Page	Unit Price	Extended Price
Lateral Files (7) 36"W x 18 ¾"D x 63 ½"H Includes 12"H drawers with adjustable side-to-side hanging bars for letter, legal, EDP and international A4 and foolscap suspended file folders Lockable Painted	7					
Subtotal						

Section 3.2.35

Description Open Area 3 - Exhibit A Second Floor	Quantity	Manufacturer	Part #	Page	Unit Price	Extended Price
Lateral Files (2) 42"W x 18 ¾"D x 63 ½"H Includes 12"H drawers with adjustable side-to-side hanging bars for letter, legal, EDP and international A4 and foolscap suspended file folders Lockable Painted	2					
Lateral Files (1) 30"W x 18 ¾"D x 63 ½"H Includes 12"H drawers with adjustable side-to-side hanging bars for letter, legal, EDP and international A4 and foolscap suspended file folders Lockable Painted	1					
Subtotal						

Section 3.2.36

Description Open Area 4- Exhibit A Second Floor	Quantity	Manufacturer	Part #	Page	Unit Price	Extended Price
Lateral Files (4) 36"W x 18 ¾"D x 39 ½"H Includes 12"H drawers with adjustable side-to-side hanging bars for letter, legal, EDP and international A4 and foolscap suspended file folders 3 file drawers-lockable Painted	4					
Common File Tops (1) 72"W x 37 ½"D High pressure laminate surface with 3mm edgeband on front and back edge and 1mm edgeband on sides	1					
Bulletin Board (1) 72"W x 48"H 1/32" fine-grain natural cork board Self-healing tack surface Aluminum frame 10-year guarantee	1					
Lateral Files (7) 42"W x 18 ¾"D x 63 ½"H Includes 12"H drawers with adjustable side-to-side hanging bars for letter, legal, EDP and international A4 and foolscap suspended file folders Lockable Painted	7					
Storage Cabinets (2) 42"W x 18 ¾"D x 39 ½"H Hinged doors with full access hinges Two shelves Shelves adjust in increments of 6" Lockable Painted	2					
Storage Cabinets (1) 30"W x 18 ¾"D x 39 ½"H Hinged doors with full access hinges	1					

Section 3.2

Exhibit C

	Quantity	Manufacturer	Part #	Page	Unit Price	Extended Price
Two shelves Shelves adjust in increments of 6" Lockable Painted						
Common Top (1) 114"W x 24"D Laminate with 3mm edgeband Two wireways on back of worksurface Connects to panels	1					
					Subtotal	

Section 3.2.37

Description Room 207 - Exhibit A Second Floor	Quantity	Manufacturer	Part #	Page	Unit Price	Extended Price
Lateral Files (4) 30"W x 18 ¾"D x 63 ½"H Includes 12"H drawers with adjustable side-to-side hanging bars for letter, legal, EDP and international A4 and foolscap suspended file folders Lockable Painted	4					
Lateral Files (5) 36"W x 18 ¾"D x 63 ½"H Includes 12"H drawers with adjustable side-to-side hanging bars for letter, legal, EDP and international A4 and foolscap suspended file folders Lockable Painted	5					
					Subtotal	

Section 3.2.38

Description Room 210 - Exhibit A Second Floor	Quantity	Manufacturer	Part #	Page	Unit Price	Extended Price
Vertical Files (4) 15.15"W x 25"D x 64.25"H Files letter size documents Lockable Metal finish	4					
					Subtotal	

Section 3.2.39

Description Room 211 - Exhibit A Second Floor	Quantity	Manufacturer	Part #	Page	Unit Price	Extended Price
Lateral Files (17) 42"W x 18 ¾"D x 63 ½"H Includes 12"H drawers with adjustable side-to-side hanging bars for letter, legal, EDP and international A4 and foolscap suspended file folders Lockable Painted	17					
Storage Cabinets (4) 42"W x 18 ¾"D x 63 ½"H Hinged doors with full access hinges Four shelves Shelves adjust in increments of 6" Lockable Painted	4					
Vertical Files (14) 15.15"W x 25"D x 64.25"H Files letter size documents Lockable	14					

Section 3.2

Exhibit C

	Quantity	Manufacturer	Part #	Page	Unit Price	Extended Price
Metal finish Standard thumb latch prevents accidental drawer opening or bounce back High wall drawer sides accommodate front-to-back hanging file folders A follower block is standard in every drawer for holding "non-hanging" file folders upright, removable to maximize space Full extension ball-bearing suspension provides smooth and durable drawer movement Built-in guides for easy drawer removal and insertion to adapt to changing filing needs						
Subtotal						

Section 3.2.40

Description Room 214 - Exhibit A Second Floor	Quantity	Manufacturer	Part #	Page	Unit Price	Extended Price
Lateral Files (9) 42"W x 18 3/4"D x 63 1/2"H Includes 12"H drawers with adjustable side-to-side hanging bars for letter, legal, EDP and international A4 and foolscap suspended file folders Lockable Painted	9					
Lateral Files (1) 36"W x 18 3/4"D x 63 1/2"H Includes 12"H drawers with adjustable side-to-side hanging bars for letter, legal, EDP and international A4 and foolscap suspended file folders Lockable Painted	1					
Lateral Files (2) 30"W x 18 3/4"D x 63 1/2"H Includes 12"H drawers with adjustable side-to-side hanging bars for letter, legal, EDP and international A4 and foolscap suspended file folders Lockable Painted	2					
Subtotal						

Section 3.2.41

Description Room 215 - Exhibit A Second Floor	Quantity	Manufacturer	Part #	Page	Unit Price	Extended Price
Lateral Files (12) 42"W x 18 3/4"D x 63 1/2"H Includes 12"H drawers with adjustable side-to-side hanging bars for letter, legal, EDP and international A4 and foolscap suspended file folders 5 file drawers Lockable Painted	12					
Lateral Files (2) 30"W x 18 3/4"D x 63 1/2"H Includes 12"H drawers with adjustable side-to-side hanging bars for letter, legal, EDP and international A4 and foolscap suspended file folders 5 file drawers Lockable-painted	2					
Lateral Files (12) 42"W x 18 3/4"D x 39 1/2"H Includes 12"H drawers with adjustable side-to-side hanging bars for letter, legal, EDP and international A4 and foolscap suspended file folders 3 file drawers Lockable Painted	12					

Section 3.2

Exhibit C

	Quantity	Manufacturer	Part #	Page	Unit Price	Extended Price
Common File Tops (3) 84"W x 37 ½"D High pressure laminate surface with 3mm edgeband on front and back edge and 1mm edgeband on sides	3					
Storage Cabinets (5) 42"W x 18 ¾"D x 63 ½"H Hinged doors with full access hinges Four shelves Shelves adjust in increments of 6" Lockable Painted	5					
					Subtotal	

Section 3.2.42

Description Room 216 - Exhibit A Second Floor	Quantity	Manufacturer	Part #	Page	Unit Price	Extended Price
<p>▪ Datum MobileTrak3 Non-Grout System Specifications or equal</p> <p>17,500 linear inches of filing - Cannot exceed 160 pounds per square foot</p> <p>Rail System:</p> <ol style="list-style-type: none"> 1. Rails are designed and manufactured to carry a standard load of 700 lbs. per linear foot of carriages. 2. Rails are 1"x ¾" cold rolled bar stock. 3. Rails exhibit no movement or deflection during normal operation of mobile ranges. 4. Rails are level with and not project above or below the walking surface. 5. Rails are designed to be mounted requiring no floor attachment, this allows for future rearrangement of the entire system without damage to the flooring. Rails requiring the use of shims or grout are not acceptable. 6. System is designed to be installed on a floor surface that is deemed to be structurally sound including (concrete floor, raised access floor, "I" Beam construction). 7. Rails allow for re-leveling of the system without the disassembly or removal of any carriages. Rails are welded to a 14 gauge galvanized rail channel for leveling. 8. Rails are steel and compatible with wheel design and carriage loads. Rails distribute the concentrated wheel load to a minimum surface area of 4 square inches where the base of the rail contacts the floor. 9. The rail design incorporates smooth contact surfaces for the wheels and wheel guidance system 10. Maximum profile of recess adjacent to rail to accommodate carriage guidance system and or anti-tip system is not to exceed 5/8" wide x 5/8" deep. 11. Rails have leveling screws located on both sides of rail and be located on 6" centers along the entire length of all rails. This allows proper weight distribution from rail to sub floor. Shim or grout leveling is not acceptable. 12. Levelness of rails: 3/32" maximum variation from true level within and module; 						

	Quantity	Manufacturer	Part #	Page	Unit Price	Extended Price
<p>1/16" maximum variation between adjacent rails, perpendicular to rail direction; 1/32" maximum variation in 10' of rail length, along any rail.</p> <p>13. Rails sections are a maximum of 72" length.</p> <p>14. All rail connections are pinned to provide horizontal and vertical continuity between rail sections and gradually transfer wheel loads.</p> <p>15. Rail provide for a minimum of 3/4" surface width, and have a minimum profile of 1 1/2" high.</p> <p>16. Rails extend under stationary platforms; stationary platforms are anchored to the floor through the decking.</p> <p>17. Rails must be positioned on 14 gauge. Galvanized floor channels to assist leveling.</p> <p>18. All rails include the ability to have anti-tip brackets to be used at any time. Systems that require rails to be replaced and/or modified to allow for the use of anti-tip brackets are unacceptable.</p> <p>19. Low Profile End Stop not to exceed 3/8"h.</p> <p>• Floor/Ramp:</p> <p>1. Entire area that is operator accessible will be provided with a flooring system (between the rails). Standard flooring system to be comprised of a 3/4" thick MDF (medium density fiberboard) core with a wear resistant high density polyethylene top covering and moisture resistant bottom lamination. Optional floor types include 3/4" unfinished B/C grade plywood, 3/4" fire retardant unfinished plywood, and unfinished LEED style particleboard decking.</p> <p>2. Floor will have integrated leveling screws.</p> <p>3. Floor is capable of supporting a point load of 400 pounds without a deflection in excess of 1/8"</p> <p>4. Seams between flooring sections are mechanically spliced together to prevent deflection between the sections.</p> <p>• 5. Ramps consist of a formed 14 gauge steel profile with integral slip resistant powdercoated surface. Optional ADA compliant ramps are available.</p> <p>• 6. Decking can be re-leveled at any time without having to disassemble any part of the system. Decking systems that require the use of grout and or shims for leveling are not acceptable</p> <p>• Carriage construction:</p> <p>1. All carriages are capable of supporting a standard load of 700 pounds per linear carriage foot.</p> <p>2. Necessary carriage splices consist of a tongue and connector bolted to the carriage</p>						

Section 3.2

	Quantity	Manufacturer	Part #	Page	Unit Price	Extended Price
<p>frames. Design should maintain proper unit alignment and weight load distribution.</p> <p>3. Carriage straightness will have no more than ¼" maximum deviation from a true straight line. There is no permanent set or slippage in any spliced joint when exposed to forces encountered in normal operation conditions.</p> <p>4. Each mobile carriage to have a minimum of 2 wheels per rail.</p> <p>5. Drive guidance system prevents carriage whipping, binding and wheel or rail wear.</p> <p>Systems requiring drive shafts are driven with a common straight line drive shaft.</p> <p>Drive shafts to be a minimum of ¼" dia. solid steel, units with tubular drive shafts are</p> <p>6. unacceptable. All connections on drive shafts are to be positively coupled with a keyed connection. Drive shaft and wheel assemblies exhibit no play or looseness over the entire length of that assembly. All rotating load bearing members ride in precision ball bearings. All drive line bearings to be of the pillow block or self-aligning type.</p> <p>7. On mechanical assist units all wheels along one side of carriage should be driven,</p> <p>with one drive wheel per rail. Systems that require floor-mounted chains for drive purposes are not acceptable.</p> <p>8. All mechanical carriages to have at least 1 drive wheel and 1 load wheel per rail per carriage.</p> <p>9. Flanged guide wheels are a minimum of 3" in diameter and constructed of solid steel</p> <p>for smooth operation. Minimum load capacity for all wheels including drive, guide, and load wheels to be 2000 lb. per wheel. All wheels have a minimum of 2 bearings per wheel. Wheels with single center bearing are not acceptable.</p> <p>10. All wheels and rails to be manufactured from the same type/grades of steel to prevent uneven wear of any system components.</p>						
<p>11. All carriages have double flanged wheels at the front and rear of the system.</p> <p>Optional</p> <p>– larger carriages may require the addition of extra double flange wheels in the middle of a carriage.</p> <p>12. All carriages are able to have anti-tip mechanism field installed.</p> <p>13. All mobile carriages 19 ¼"W or less require the use of lower anti-tip brackets.</p> <p>14. Wheel channel to be formed from single piece of steel with a minimum thickness of 1/8" (11 gauge).</p> <p>15. Carriages are constructed using a modular design fabricated entirely of steel.</p> <p>The</p> <p>modular design allows for easy future expansions and reconfiguration. Carriages that</p>						

	Quantity	Manufacturer	Part #	Page	Unit Price	Extended Price
<p>are of welded design are unacceptable.</p> <p>16. Carriages construction is designed to allow any type of shelving to be securely anchored to the carriage.</p> <p>17. All movable carriages will include a minimum 4 guide wheels. Carriages with less than 4 guide wheels are unacceptable.</p> <p>18. Fixed carriages are of the same construction and height as the movable carriages.</p> <p>19. Stationary carriages that are integrated as part of the system and are on the deck surface must be secured to the floor through the decking</p> <p>▪ Safety:</p> <p>1. Each carriage is supplied with a safety locking system integrated into the drive handle. Safety system is engaged prior to entry into open aisle. Safety system is manually disengaged prior to making another aisle selection.</p> <p>2. Aisle Lock incorporates 2 points of contact to prevent movement of handle.</p> <p>▪ Drive Mechanism:</p> <p>1. Mechanical assist systems consist of a chain and sprocket reduction system, operated by hand.</p> <p>2. Each movable carriage is equipped with a 3 spoke handle made of Molded Glassfiber reinforced polypropylene based (PP) technopolymer with Round Knobs, diameter approximately 13".</p> <p>3. Drive system has a gear ratio of 1 lb. of force to 3000 lb. of load.</p> <p>4. All bearings used in the drive mechanism are permanently sealed and lubricated.</p> <p>5. Drive mechanism will transfer power to the wheels at a point near the center of the carriage to prevent whipping.</p> <p>6. External chain tensioner can be accessed without removing the end panel or drive box cover.</p>						
<p>7. The crank connects to the drive through a heavy-duty chain. Chain is No. 35. All gears ride on permanently lubricated bearings.</p> <p>▪ Decorative Fully Enclosed End Panels:</p> <p>10. Fully enclosed laminated end panels must be constructed with a minimum thickness laminate (0.050") thick, bonded to a minimum 5/8" thick particle board core, and backed with a moisture resistant backer sheet. Frame is constructed from 16ga cold rolled steel and finished with a powder coating.</p> <p>11. Fully enclosed melamine end panels constructed of .75" thick particle board core with matching melamine surface on front and back side of panel.</p> <p>12. All end panels must be self-edged for a finished appearance. Systems with t-molded or painted edges are not acceptable.</p>						

Section 3.2

	Quantity	Manufacturer	Part #	Page	Unit Price	Extended Price
<p>13. Decorative end panels are to be covered the entire width and height of the exposed shelving, while enclosing the drive box mechanism.</p> <p>14. Option of 1 piece or 3 piece laminated/melamine end panels.</p> <p>15. Fully enclosed end panels to have radius steel uprights. Uprights are attached directly to the face of the shelving.</p> <p>16. Laminate/Melamine end panels are available in a minimum of 13 standard finishes.</p> <p>17. Optional – Environmentally Friendly LEED Style End Panels are available.</p> <p>18. Custom laminate options are available upon request. Please contact the factory for details</p> <p>• Decorative Fully Enclosed Steel Panels:</p> <p>1. Three Piece Steel end panels can be removed without the use of any tools.</p> <p>2. Fully enclosed end panels to have radius steel uprights. Uprights are attached directly to the face of the shelving.</p> <p>3. Gauge of steel to be minimum 20gauge.</p> <p>4. End panels to be available in a minimum of 19 powder coat paint finishes.</p> <p>5. Custom paint colors are available upon request. Please contact the factory for details.</p> <p>• Finish - Powder Coat Paint</p> <p>1. All exposed metal parts are finished with powder coat paint, exclusive of rails, wheels and end stops. Powder coating provides a durable hard finish with superior performance qualities. It has excellent abrasion, impact, corrosion, stain, and chemical resistance. Powder coating is environmentally safe, producing no volatile emissions or hazardous waste during the application process.</p> <p>2. Custom paint colors are available. Please contact the factory for details</p>						
<p>Flat Files (28)</p> <p>10 drawer flat file 40 ¼" w x 30 ½" H x 28 3/8" D</p> <p>20" High base with bookshelf</p> <p>File capacity 20lbs per drawer evenly distributed</p> <p>Sanitary base legs 40 ¼" x 6" x 28 3/8" D</p>	28					
					Subtotal	

Section 3.2.43

Description Room 221 - Exhibit A Second Floor	Quantity	Manufacturer	Part #	Page	Unit Price	Extended Price
<p>Conference Table Top (1) 96"W x 42"D</p> <p>One piece top</p> <p>Square edge band</p> <p>Wood veneer</p>	1					
<p>Table Bases (2) 20"W x 2"D x 28 ½"H</p> <p>Veneer panel base</p> <p>Stretchers included</p>	2					

Section 3.2

	Quantity	Manufacturer	Part #	Page	Unit Price	Extended Price
Bookcases (3) 36"W x 14-1/8"D x 48 1" thick shelves Wood veneer Unfinished back	3					
Executive Conference Chairs (8) 26"W x 26"D x 48"H (overall chair size) High back executive swivel Ergonomic curved back provides lumbar support and promotes circulation 5-star high profile fiberglass reinforced nylon base Black dual wheel carpet caster Pneumatic gas lift Swivel tilt control Black T-style arm adjusts for height High grade polyurethane foam Upholstered seat and back - Ultrafabrics: Brisa (undecided color)	8					
Magnetic Harmony Glass Marker Board (1) 6'W x 4'H ¼" Tempered glass with 1" radius corners and flat polished edges Brilliant white back for high marker contrast Steel panel added to enable rare earth magnet use Attached accessory holder Comes with 4 markers, an eraser and 4 rare earth magnets	1					
					Subtotal	

Section 3.2.44

Description Room 222 - Exhibit A Second Floor	Quantity	Manufacturer	Part #	Page	Unit Price	Extended Price
Rectangle Table (1) 96"W x 30"D x 29"H 1-3/16" thick laminate top T-leg base, painted	1					
Circular Tables (2) 42" Dia. x 29"H 1-3/16" thick laminate top X-base, painted	2					
Chairs (16) 22.3"W x 22"D x 33.9"H back and seat are high-strength polymer back has flexing perforations 4 legs, painted Felt glides Stacks 5-high on the floor	16					
					Subtotal	

Description Room 107 Exhibit B First Floor	Quantity	Manufacturer	Part #	Page	Unit Price	Extended Price
Executive Single Pedestal Desk, Left Pedestal (1) 66"W x 30"D x 30"H Laminate Recessed Front Letter width locking pedestal Box/box/file in pedestal Black utility tray for box drawer	1					

Section 3.2

Exhibit C

	Quantity	Manufacturer	Part #	Page	Unit Price	Extended Price
Grommet on right						
Executive Bridge Half Modesty (1) 42"W x 24"D x 30"H Laminate Grain direction runs front to back on worksurface Hinged back panel to access power/data on wall Worksurface grommet located in the center	1					
Executive Lateral Credenza Right Pedestal (1) 66"W x 24"D x 30"H Laminate Central Locking Two lateral file drawers provide legal or letter filing front to back or side to side in back panel Worksurface grommet located on left	1					
Wood Door Surface Mount Hutch (1) 66"W x 15"D x 40 "H Laminate Open storage Grommet located in center back of panel 21 1/2" clearance below open shelves	1					
Tackboard (1) 66"W x 17 1/4"H Located underneath surface mounted hutch	1					
Tasklight (1) 48" wide	1					
Guest Chairs (2) 23 1/4"W x 24 1/4"D x 31 1/4"H (overall chair size) Solid hardwood frame Curved wood open arms Upholstered back and seat Design Tex: Moderne/Terracota High grade polyurethane foam	2					
Freestanding Pivot LED Desk Light Two-stage light control with 3.0 watt and 7.3 watt selection Rotates 360 degrees around the base Scratch resistance bottom Textured black finish 5 Year warranty 24/7	1					
Bookcase Laminate Two high bookcase One adjustable shelf - 1 inch thick shelves	1					
Keyboard Tray Fully adjustable, with mousepad that can be moved to either right or left side of keyboard Palm support 6" of height adjustment Negative and positive tilt 360 degree swivel 5 Year warranty 24/7	1					
					Subtotal	

Section 3.2

Exhibit C

	Quantity	Manufacturer	Part #	Page	Unit Price	Extended Price
Section 3.2.46 NEW BUILDING						
Description Room 109 A Exhibit B First Floor	Quantity	Manufacturer	Part #	Page	Unit Price	Extended Price
Stepped Front Executive Desk Left (72"W x 36"D x 30"H) Wood veneer Stepped front Letter width locking pedestal Full modesty Box/box/file pedestal Grommet in desk right Black utility tray for box drawer	1					
Half Height Modesty Panel (48"W x 24"D x 30"H) Wood veneer Grommet in center back of surface Grommet in back panel Grain direction runs front to back on surface Hinged back panel	1					
Executive Credenza Full Pedestal Right (72"W x 20"D x 30"H) Wood Veneer Central locking File/File in pedestal Provides letter width filing Grommet in back panel Grommet in left on worksurface	1					
Hutch with Frosted Acrylic Doors (66"W x 15"D x 42"H) Wood veneer Storage behind metallic framed acrylic doors Grommet in back panel center 25" clearance below doors	1					
Task Light 48" wide	1					
Tackboard (66"W x 17 ¼"H) Located underneath surface mounted hutch	1					
Guest Chairs (2)(23 ¼"W x 24"D x 31 ¼"H) (overall chair size) Solid hardwood frame Curved wood open arms Upholstered back and seat - Design Tex: Moderne/Terracota High grade polyurethane foam	2					
Two Drawer Lateral File (36"W x 20"D x 30"H) Wood Veneer Central locking Anti-tilt system File drawers provide legal or letter filing ¼" Thick drawer bottoms allow for storage applications	1					
Four Drawer Lateral File (36"W x 20"D x 54 ½" H)	1					

Section 3.2

Exhibit C

	Quantity	Manufacturer	Part #	Page	Unit Price	Extended Price
Wood veneer Central Locking Anti-tilt System File drawers provide legal or letter filing ¼" thick drawer bottoms allow for storage applications						
Freestanding Pivot LED Desk Light Two-stage light control with 3.0 watt and 7.3 watt selection Rotates 360 degrees around the base Scratch resistance bottom Textured black finish 5 year warranty 24/7	1					
Keyboard Tray Fully adjustable, with mousepad that can be moved to either right or left side of keyboard Palm support 6" of height adjustment Negative and positive tilt 360 degree swivel 5 Year warranty 24/7	1					
					Subtotal	

Section 3.2.47 NEW BUILDING

Description Room 109B Exhibit B First Floor	Quantity	Manufacturer	Part #	Page	Unit Price	Extended Price
Stepped Front Executive Desk Left (72"W x 36"D x 30"H) Wood veneer Stepped front Letter width locking pedestal Full modesty Box/box/file pedestal Grommet in desk right Black utility tray for box drawer	1					
Half Height Modesty Panel (48"W x 24"D x 30"H) Wood veneer Grommet in center back of surface Grommet in back panel Grain direction runs front to back on surface Hinged back panel	1					
Lateral File Credenza Left (72"W x 20"D x 30"H) Wood Veneer Central locking Lateral/lateral in pedestal Provides legal or letter filing front to back or side to side Grommet in back panel Grommet in right on work surface	1					
Wood Door with Surface Mount Hutch (72"W x 15"D x 42"H) (2) Wood veneer Storage behind wood doors	2					

Section 3.2

Exhibit C

	Quantity	Manufacturer	Part #	Page	Unit Price	Extended Price
Grommet in back panel center 25" clearance below doors						
Task Light (2) 48" wide	2					
Tack board (2)(72"W x 17 ¼"H) Located underneath surface mounted hutch	2					
Conference Table and Base 36" dia. 36" diameter wood veneer conference table 16" diameter wood veneer base Base is weighted for stability	1					
Guest Chairs (4)(23 ¼"W x 24"D x 31 ¼"H) (overall chair size) Solid hardwood frame Curved wood open arms Upholstered back and seat - Design Tex: Moderne/Terracota High grade polyurethane foam	4					
Double Lateral File Credenza (72"W x 20"D x 30"H) Wood Veneer Dual Locking File drawers provide legal or letter filing ¼" thick drawer bottoms allow for storage applications	1					
Bookcase (2) (36"W x 15"D x 72"H) Wood veneer 1" Thick shelves One stationary shelves and 3 adjustable shelves	2					
Freestanding Pivot LED Desk Light Two-stage light control with 3.0 watt and 7.3 watt selection Rotates 360 degrees around the base Scratch resistance bottom Textured black finish 5 year warranty 24/7	1					
Keyboard Tray Fully adjustable, with mousepad that can be moved to either right or left side of keyboard Palm support 6" of height adjustment Negative and positive tilt 360 degree swivel 5 Year warranty 24/7	1					
Subtotal						

Section 3.2.48 NEW BUILDING

Description Room 112 Exhibit B First Floor	Quantity	Manufacturer	Part #	Page	Unit Price	Extended Price
Stepped Front Executive Desk Left 72"W x 36"D x 30"H Wood veneer Stepped front Letter width locking pedestal	1					

Section 3.2

Exhibit C

	Quantity	Manufacturer	Part #	Page	Unit Price	Extended Price
Full modesty Box/box/file pedestal Grommet in desk right Black utility tray for box drawer						
Half Height Modesty Panel 48"W x 24"D x 30"H Wood veneer Grommet in center back of surface Grommet in back panel Grain direction runs front to back on surface Hinged back panel	1					
Single Pedestal Credenza Right 72"W x 20"D x 30"H Wood Veneer Locking right pedestal Letter width pedestal File/file in pedestal Grommet in back panel Grommet in center back worksurface	1					
Wood Door Hutch 66" W x 15"D x 42"H Storage behind wood doors 25" Clearance below doors Grommet in back panel	1					
Tackboard (1) 66"W x 17 1/2"H Located underneath surface mounted hutch	1					
Bookcase 36"W x 15"D x 72"H Three adjustable shelves 1" thick shelves	1					
Freestanding Pivot LED Desk Light (1) Two-stage light control with 3.0 watt and 7.3 watt selection Rotates 360 degrees around the base Scratch resistance bottom Textured black finish 5 year warranty, 24/7	1					
Guest Chairs (2) 23 1/4"W x 24 1/4"D x 31 1/4"H (overall chair size) Solid hardwood frame Curved wood open arms Upholstered back and seat - Maharam: Rove/Soba High grade polyurethane foam	2					
Keyboard Tray Fully adjustable, with mousepad that can be moved to either right or left side of keyboard Palm support 6" of height adjustment Negative and positive tilt 360 degree swivel 5 Year warranty 24/7	1					

Section 3.2

Exhibit C

	Quantity	Manufacturer	Part #	Page	Unit Price	Extended Price
					Subtotal	

Section 3.2.49 NEW BUILDING

Description Room 113 Exhibit B First Floor	Quantity	Manufacturer	Part #	Page	Unit Price	Extended Price
Stepped Front Executive Desk Right (72"W x 36"D x 30"H) Wood veneer Stepped front Letter width locking pedestal Full modesty Box/box/file pedestal Grommet in desk left Black utility tray for box drawer	1					
Half Height Modesty Panel (48"W x 24"D x 30"H) Wood veneer Grommet in center back of surface Grommet in back panel Grain direction runs front to back on surface Hinged back panel	1					
Lateral File Credenza Left (72"W x 20"D x 30"H) Wood Veneer Central locking Lateral/lateral in pedestal Provides legal or letter filing front to back or side to side Grommet in back panel Grommet in right on worksurface	1					
Hutch with Frosted Acrylic Doors (72"W x 15"D x 42"H) Wood veneer Storage behind metallic framed acrylic doors Grommet in back panel center 25" clearance below doors	1					
Task Light (2) 48" wide	2					
Tackboard (2)(72"W x 17 ¼"H) Located underneath surface mounted hutch	2					
Conference Table and Base 36" dia. 36" diameter wood veneer conference table 16" diameter wood veneer base Base is weighted for stability	1					
Guest Chairs (4)(23 ¼"W x 24"D x 31 ¼"H) (overall chair size) Solid hardwood frame Curved wood open arms Upholstered back and seat - Maharam: Rove/Soba High grade polyurethane foam	4					
Storage Credenza Full Pedestal (72"W x 20"D x 30"H) Wood Veneer	1					

Section 3.2

Exhibit C

	Quantity	Manufacturer	Part #	Page	Unit Price	Extended Price
Pedestals lock behind doors Letter width pedestals File/file in pedestals 12 ¼" Fixed storage shelf behind doors						
Wood Door Surface Mount Hutch (72"W x 15"D x 42"H) Wood veneer Storage behind wood doors 25" Clearance below doors Grommet back panel center	1					
Bookcase (1) 36"W x 15"D x 72"H Wood veneer - 1" Thick	1					
Freestanding Pivot LED Desk Light Two-stage light control with 3.0 watt and 7.3 watt selection Rotates 360 degrees around the base Scratch resistance bottom Textured black finish 5 Year warranty 24/7	1					
Keyboard tray Fully adjustable keyboard tray with moveable mouse from left to right side of keyboard tray Palm support 6" height adjustment Negative and positive tilt 360 degree of swivel	1					
					Subtotal	

Section 3.2.50 NEW BUILDING

Description Room 116B Exhibit B First Floor	Quantity	Manufacturer	Part #	Page	Unit Price	Extended Price
Stepped Front Executive Double Full Pedestal Desk (72"W x 36"D x 30"H) Wood veneer Rectangular top Letter width locking pedestals Full modesty Box/box/file in left pedestal File/file in right pedestal Grommet in desk center Black utility tray for box drawer	1					
Knee Space Credenza Full Pedestal (72"W x 20"D x 30"H) Wood Veneer Locking pedestals Letter width pedestals File/File in pedestals Grommet in back panel Grommet in center on work surface	1					
Wood Door with Surface Mount Hutch (72"W x 15"D x 42"H) Wood veneer Storage behind wood doors	1					

Section 3.2

Exhibit C

	Quantity	Manufacturer	Part #	Page	Unit Price	Extended Price
Grommet in back panel center 25" clearance below doors						
Task Light (1) 48" wide	1					
Tack board (1) (72"W x 17 ¼"H) Located underneath surface mounted hutch	1					
Conference Table and Base 36" dia. 36" diameter wood veneer conference table 16" diameter wood veneer base Base is weighted for stability	1					
Guest Chairs (4) (23 ¼"W x 24"D x 31 ¼"H) (overall chair size) Solid hardwood frame Curved wood open arms Upholstered back and seat - Design Tex: Isometry/Cafe High grade polyurethane foam	4					
Bookcase (1) 36"W x 15"D x 72"H Wood veneer 1" Thick shelves One stationary shelves and 3 adjustable shelves	1					
Four Drawer Lateral File (2) Central locking Anti-Tilt system File drawers provide legal or letter filing ¼" Thick drawer bottoms allow for storage applications	2					
Freestanding Pivot LED Desk Light Two-stage light control with 3.0 watt and 7.3 watt selection Rotates 360 degrees around the base Scratch resistance bottom Textured black finish 5 Year warranty 24/7	1					
Keyboard Tray Fully adjustable, with mousepad that can be moved to either right or left side of keyboard Palm support 6" of height adjustment Negative and positive tilt 360 degree swivel 5 Year warranty 24/7	1					
Subtotal						

Section 3.2.51 NEW BUILDING

Description Room 119 Exhibit B First Floor	Quantity	Manufacturer	Part #	Page	Unit Price	Extended Price
Stepped Front Executive Desk Left (72"W x 36"D x 30"H) Wood veneer Stepped front Letter width locking pedestal	1					

Section 3.2

	Quantity	Manufacturer	Part #	Page	Unit Price	Extended Price
Full modesty						
Box/box/file pedestal						
Grommet in desk right						
Black utility tray for box drawer						
Half Height Modesty Panel (48"W x 24"D x 30"H)	1					
Wood veneer						
Grommet in center back of surface						
Grommet in back panel						
Grain direction runs front to back on surface						
Hinged back panel						

Section 3.2.51 NEW BUILDING

Description Room 119 Exhibit B First Floor	Quantity	Manufacturer	Part #	Page	Unit Price	Extended Price
Executive Credenza Full Pedestal File/File Right (72"W x 20"D x 30"H)	1					
Wood Veneer						
Locking pedestal						
Letter width pedestal						
File/File in pedestal						
Grommet in back panel						
Grommet in left on worksurface						
Wood Door with Surface Mount Hutch (66"W x 15"D x 42"H)	1					
Wood veneer						
Storage behind wood doors						
Grommet in back panel center						
25" clearance below doors						
Task Light (1)	1					
48" wide						
Tackboard (1)(66"W x 17 ¼"H)	1					
Located underneath surface mounted hutch						
Guest Chairs (2)(23 ½"W x 24"D x 31 ¼"H) (overall chair size)	2					
Solid hardwood frame						
Curved wood open arms						
Upholstered back and seat						
- Maharam: Rove/Soba						
High grade polyurethane foam						
Top Unit Bookcase (36"W x 15"D x 42"H)	1					
Wood veneer						
Fixed bottom shelf with 12" clearance						
One Adjustable Shelf						
For use on two drawer lateral files or Credenzas						
1" thick shelves						
Two Drawer Lateral File (36" W x 20"D x 30"H)	1					
Central locking -Anti Tilt System						
File drawers provide legal or letter filing						
¼" thick drawer bottoms allow for storage applications						

Section 3.2

Exhibit C

	Quantity	Manufacturer	Part #	Page	Unit Price	Extended Price
Freestanding Pivot LED Desk Light Two-stage light control with 3.0 watt and 7.3 watt selection Rotates 360 degrees around the base Scratch resistance bottom Textured black finish 5 Year warranty 24/7	1					
Keyboard tray Fully adjustable keyboard tray with moveable mouse from left to right side of keyboard tray Palm support 6" height adjustment Negative and positive tilt-360 degree swivel	1					
					Subtotal	

Section 3.2.S2 NEW BUILDING

Description Room 120 Exhibit B First Floor	Quantity	Manufacturer	Part #	Page	Unit Price	Extended Price
Stepped Front Executive Desk Left (72"W x 36"D x 30"H) Wood veneer Stepped front Letter width locking pedestal Full modesty Box/box/file pedestal Grommet in desk right Black utility tray for box drawer	1					
Half Height Modesty Panel (48"W x 24"D x 30"H) Wood veneer Grommet in center back of surface Grommet in back panel Grain direction runs front to back on surface Hinged back panel	1					
Lateral File Credenza Right (72"W x 20"D x 30"H) Wood Veneer Central locking Lateral/lateral in pedestal Provides legal or letter filing front to back or side to side Grommet in back panel Grommet in left on worksurface	1					
Wood Door with Surface Mount Hutch (72"W x 15"D x 42"H) Wood veneer Storage behind wood doors Grommet in back panel center 25" clearance below doors	1					
Task Light (1) 48" wide	1					
Tackboard (1)(72"W x 17 ¼"H) Located underneath surface mounted hutch	1					
Conference Table and Base 36" dia.	1					

Section 3.2

Exhibit C

	Quantity	Manufacturer	Part #	Page	Unit Price	Extended Price
36" diameter wood veneer conference table 16" diameter wood veneer base Base is weighted for stability						
Guest Chairs (4)(23 1/4"W x 24"D x 31 1/4"H) (overall chair size) Solid hardwood frame Curved wood open arms Upholstered back and seat - Maharam: Rove/Soba High grade polyurethane foam	4					
Bookcase (2) 36"W x 15"D x 72"H Wood veneer 1" Thick shelves	2					
Four Drawer Lateral File (36" W x 20"D x 54 1/4"H) Central locking Anti-Tilt system File drawers provide legal or letter filing 1/4" thick drawer bottoms allow for storage applications	1					
Freestanding Pivot LED Desk Light Two-stage light control with 3.0 watt and 7.3 watt selection Rotates 360 degrees around the base Scratch resistance bottom Textured black finish 5 Year warranty 24/7	1					
Keyboard tray Fully adjustable keyboard tray with moveable mouse from left to right side of keyboard tray Palm support 6" height adjustment Negative and positive tilt 360 degree of swivel	1					
Wardrobe (18"W x 20"D x 72"H) Wood veneer Top shelf fixed Coat rod under fixed shelf Three adjustable shelves Adjustable shelves can be removed for Wardrobe application	1					
Subtotal						

Section 3.2.53 NEW BUILDING

Description Room 117 Exhibit B First Floor	Quantity	Manufacturer	Part #	Page	Unit Price	Extended Price
Storage cabinet 5 High x 42"W x 18"D	1					
Subtotal						

Section 3.2.54 NEW BUILDING

Description Room 122 Exhibit B First Floor	Quantity	Manufacturer	Part #	Page	Unit Price	Extended Price
Storage Cabinets (3) 36"W x 18"D x 3 High Standard with lock plug includes 2 shelves	3					

Section 3.2

Exhibit C

	Quantity	Manufacturer	Part #	Page	Unit Price	Extended Price
hinged doors						
Storage Cabinets (2) 30"W x 18"D x 3 High	2					
Standard with lock plug						
Includes 2 shelves / hinged doors						
Common Top Work surface (1) 72"W x 30"D	1					
Common Top Work surface (1) 104"W X 24"D	1					
Work surface (1) 30"W x 30"D	1					
All work surfaces to be hung at 36" H						
Mail Sorter (60) Openings	1					
72"W x 33"H x 15"D						
2 columns of 11"W steel shelves and 4 columns of 12"W steel shelves						
All shelves are adjustable on ½" increments						
Shelves have thumb cuts and labeling flanges on the front of each shelf						
50 lb. weight capacity per shelf						
Subtotal						

Section 3.2.55 NEW BUILDING

Description Room 125 Exhibit B First Floor	Quantity	Manufacturer	Part #	Page	Unit Price	Extended Price
Storage shelving units (1 starter and 3 adders)	1					
6 shelves high 36"w x 18"D open style shelving with metal shelves that are adjustable at 1" increments.						
Heavy duty 22 gauge steel 750 lb. max load per shelf						
Lateral Files	1					
5 High lateral files 42" w x 18"D						
Subtotal						

Section 3.2.56 NEW BUILDING

Description Room 125A Exhibit B First Floor	Quantity	Manufacturer	Part #	Page	Unit Price	Extended Price
Closed style heavy duty shelving (2 starters and 2 adders)\	1					
6 shelves high						
36" w x 18" D						
Closed sides and backs						
Heavy duty shelves that adjust at 1" increments, max load per shelf 750lbs.						
Work surfaces (2 each) stacked for printers 36"w x 30"D	2					
Flat Files (2)	2					
5 drawer flat file 40 ¼"w x 15 3/8"H x 28 3/8" D						
20" High base with bookshelf						
File capacity 40lbs per drawer evenly distributed						
Subtotal						

Section 3.2.57 NEW BUILDING

Description Room 126 Exhibit B First Floor	Quantity	Manufacturer	Part #	Page	Unit Price	Extended Price
Storage/Shelving	1					
6 shelves high 36"w x 18"D open style shelving with metal shelves that are adjustable at 1" increments.						
Heavy duty 22 gauge steel 750 lb. max load per shelf						
Subtotal						

Section 3.2.58 NEW BUILDING

Description Room 128 Exhibit B First Floor	Quantity	Manufacturer	Part #	Page	Unit Price	Extended Price
--------------------------------------------	----------	--------------	--------	------	------------	----------------

Section 3.2

Exhibit C

	Quantity	Manufacturer	Part #	Page	Unit Price	Extended Price
Storage/Shelving (1 starter and 1 adder) (2) 6 shelves high 36" w x 12" D open style shelving with metal shelves that are adjustable at 1" increments. Heavy duty 22 gauge steel 750 lb. max load per shelf	2					
					Subtotal	

Section 3.2.59 NEW BUILDING

Description Room 133 Exhibit B First Floor	Quantity	Manufacturer	Part #	Page	Unit Price	Extended Price
Storage Cabinet 5 high x 42"W (10) Provides 1 ½" adjustment hinged doors with four shelves Hinged doors with full access Shelf and cabinet interiors are color matched to case Shelves adjust in increments of 6" Standard with lock plug Glides provide 1 ½" adjustment range	10					
Storage Cabinet 3 high x 30"W (2) Provides 1 ½" adjustment hinged doors with four shelves Hinged doors with full access Shelf and cabinet interiors are color matched to case Shelves adjust in increments of 6" Standard with lock plug Glides provide 1 ½" adjustment range	2					
Storage Cabinet 5 high x 36"W (1) Provides 1 ½" adjustment hinged doors with four shelves Hinged doors with full access Shelf and cabinet interiors are color matched to case Shelves adjust in increments of 6" Standard with lock plug Glides provide 1 ½" adjustment range	1					
Lateral files 36" w x 18d x 63 ½" h (7) Includes 12" high drawers with adjustable side to side hanging bars for letter, legal EDP and international A4 and foolscap suspended file folders Standard with lock centered in front edge of top Drawer interiors and accessories are black finish in color Glides provide 1 ½" adjustment range	7					
5 High Bookcase 42" w x 14" d x 63 ½" h (1) Includes 4 adjustable shelves Glides provide ½" adjustment range Shelf and bookcase interiors are matched to paint on case Shelves adjust in increments of 1 ¼" All openings will accommodate standard US three-ring binders	1					
Common Top Work surface (1) 60"W x 30"D	1					
					Subtotal	

Section 3.2.60 NEW BUILDING

Description Reception Area Exhibit B First Floor	Quantity	Manufacturer	Part #	Page	Unit Price	Extended Price
Cabot Wrenn Fusion Series Lounge Furniture Lounge Chairs (2) 32 ¼"H x 31 ½"W x 30 ¼"D or equal	2					

Section 3.2

Exhibit C

	Quantity	Manufacturer	Part #	Page	Unit Price	Extended Price
Upholstered lounge chair Inside: Arc Com Shimmer/Mink Outside: Knoll Legend CR/Unicorn Curved wood veneer arm caps Wood veneer legs 500 lb capacity						
Round End Table (2) 22" Diameter x 21"H Four legs Wood veneer	2					
Cabot Wrenn Sage Lounge Furniture armless Bench (2) 19.25"H x 66"W x 22.5"D or equal Inside: Arc Com Shimmer/Mink Outside: Knoll Legend CR/Unicorn Wood veneer legs and base 1000 lb. capacity	2					
					Subtotal	

Section 3.2.61 NEW BUILDING

Description Office E1-E2 Exhibit B First Floor	Quantity	Manufacturer	Part #	Page	Unit Price	Extended Price
Please see attached drawing for differences from standard workstations: Removal of 3' work surface and overhead cabinet and task light from each workstation						
Add one 5 high lateral file 36" W	1					
Add one 5 high storage cabinet 36"W	1					
Add two 2 high lateral files 30" W	2					
					Subtotal	

Section 3.2.62 NEW BUILDING

Description Room 131 Exhibit B First Floor	Quantity	Manufacturer	Part #	Page	Unit Price	Extended Price
Training Tables (20"D x 72"W) (14) 1 3/16" thick top, two c-leg bases, stretcher and hardware Standard table height 29" Laminate top with 3mm edge band on all sides and back Painted aluminum C leg bases Casters	14					
Training Tables (24"D x 96"W) (1) 1 3/16" thick top, two c-leg bases, stretcher and hardware Standard table height 29" Laminate top with 3mm edge band on all sides and back Painted aluminum C leg bases Casters	1					
HumanScale Diffrient World Chair or Equal (39) or equal Non-stretch, tri panel mesh back Non -stretch mesh seat with upholstered seat cushion grade Textile grade 1 Pneumatic cylinder Mechanism free	39					

Section 3.2

	Quantity	Manufacturer	Part #	Page	Unit Price	Extended Price
Pivoting back rest full range of recline motion regardless of size or weight Size adjustable to 98% of the population Height adjustable arm rests						
Storage Credenza (24"D x 72"W x 29"H) Full pedestal to floor Laminate Letter width locking pedestals File/File in both pedestals Fixed storage shelf behind doors	1					
					Subtotal	

Section 3.2.63 NEW BUILDING

Description Corridor 103 Exhibit B First Floor	Quantity	Manufacturer	Part #	Page	Unit Price	Extended Price
Bulletin Board (2) 72"W x 48"H 1/32" fine-grain natural cork board Self-healing tack surface Aluminum frame 10-year guarantee	2					
					Subtotal	

Section 3.2.64 NEW BUILDING

Description Room 203A Exhibit B Second Floor	Quantity	Manufacturer	Part #	Page	Unit Price	Extended Price
Stepped Front Executive Desk Left (72"W x 36"D x 30"H) Wood veneer Stepped front Letter width locking pedestal Full modesty Box/box/file pedestal Grommet in desk right Black utility tray for box drawer	1					
Half Height Modesty Panel (48"W x 24"D x 30"H) Wood veneer Grommet in center back of surface Grommet in back panel Grain direction runs front to back on surface Hinged back panel	1					
Single Pedestal Credenza Right (72"W x 20"D x 30"H) Wood Veneer Locking right pedestal Letter width pedestal File/file in pedestal Grommet in back panel Grommet in center back work surface	1					
Frosted Door Hutch (72" W x 15"D x 42"H) Storage behind metallic framed acrylic doors 25" Clearance below doors Grommet in back panel	1					
Tack board (72"W x 17 1/2"H)	1					

Section 3.2

Exhibit C

	Quantity	Manufacturer	Part #	Page	Unit Price	Extended Price
Located underneath surface mounted hutch						
Task light 48"W Located underneath surface mounted hutch	1					
Bookcase (36"W x 15"D x 72"H) Three adjustable shelves 1 Stationary shelf 1" thick shelves	1					
Freestanding Pivot LED Desk Light Two-stage light control with 3.0 watt and 7.3 watt selection Rotates 360 degrees around the base Scratch resistance bottom Textured black finish 5 year warranty 24/7	1					
Guest Chairs (4) (23 1/4"W x 24 1/4"D x 31 1/4"H) (overall chair size) Solid hardwood frame Curved wood open arms Upholstered back and seat Design Tex: Isometry/Café High grade polyurethane foam	4					
Double Lateral Credenza (72" x 20" x 30") Dual Locking File drawers provide both legal or letter filing 1/4" Thick drawer bottoms allow for storage applications	1					
Wood Door Surface Mount Hutch (72"H x 15"D x 42"H) Storage behind wood doors 25" clearance below doors Grommet	1					
Wardrobe/Storage (18"W x 20"D x 72"H) Top shelf fixed Coat rod under fixed shelf 3 adjustable shelves Adjustable shelves can be removed for wardrobe application	1					
Round Conference Table with Cylinder Base (36" Round) 36" Round veneer table 16" Veneer cylinder base Weighted for stability	1					
Keyboard tray Fully adjustable , with mouse pad that can be moved to either right or left side of keyboard Palm support 6" of height adjustment Negative and positive tilt - 360 degrees of swivel	1					
Freestanding Pivot LED Desk Light Two-stage light control with 3.0 watt and 7.3 watt selection Rotates 360 degrees around the base Scratch resistance bottom	1					

Section 3.2

	Quantity	Manufacturer	Part #	Page	Unit Price	Extended Price
Textured black finish -5 year warranty 27-7						
Magnetic Harmony Glass Marker Board (1) 4'W x 3'H ¼" Tempered glass with 1" radius corners and flat polished edges Brilliant white back for high marker contrast Steel panel added to enable rare earth magnet use Attached accessory holder Comes with 4 markers, an eraser and 4 rare earth magnets	1					
					Subtotal	

Section 3.2.65 NEW BUILDING

Description Room 203B Exhibit B Second Floor	Quantity	Manufacturer	Part #	Page	Unit Price	Extended Price
Recessed Front Executive Desk Left (72"W x 36"D x 30"H) Laminate Recessed front Letter width locking pedestal Full modesty Box/box/file pedestal Grommet in desk right Black utility tray for box drawer	1					
Half Height Modesty Panel (48"W x 24"D x 30"H) Laminate Grommet in center back of surface Grommet in back panel Grain direction runs front to back on surface Hinged back panel to provide easy access to electric/data wall plugs	1					
Single Pedestal Credenza Right (72"W x 20"D x 30"H) Laminate Locking right pedestal Letter width pedestal File/file in pedestal Grommet in back panel Grommet in center back work surface	1					
Frosted Door Hutch (72" W x 15"D x 42"H) Storage behind metallic framed acrylic doors 25" Clearance below doors Grommet in back panel	1					
Tack board (72"W x 17 ½"H) Located underneath surface mounted hutch	1					
Task light 48"W Located underneath surface mounted hutch	1					
Bookcase (2) (36"W x 15"D x 72"H) Three adjustable shelves 1" thick shelves	2					
Freestanding Pivot LED Desk Light Two-stage light control with 3.0 watt and 7.3 watt selection Rotates 360 degrees around the base	1					

Section 3.2

Exhibit C

	Quantity	Manufacturer	Part #	Page	Unit Price	Extended Price
Scratch resistance bottom Textured black finish 5 year warranty, 24/7						
Guest Chairs (2) (23 1/4"W x 24 1/4"D x 31 1/4"H) (overall chair size) Solid hardwood frame Curved wood open arms Upholstered back and seat Knoll: Legend CR/Unicorn High grade polyurethane foam	2					
Four Drawer Lateral File (36"W x 20"D x 54 1/2"H) Laminate Central locking Anti-Tilt System File drawers provide legal or letter filing 1/4" Thick drawer bottoms allow for storage applications	1					
Keyboard Tray Fully adjustable, with mouse pad that can be moved to either right or left side of keyboard Palm support 6" of height adjustment Negative and positive tilt 360 degree swivel 5 Year warranty 24/7	1					
					Subtotal	

Section 3.2.66 NEW BUILDING

Description Room 201 Exhibit B Second Floor	Quantity	Manufacturer	Part #	Page	Unit Price	Extended Price
Stepped Front Executive Desk Right (72"W x 36"D x 30"H) Wood veneer Stepped front Letter width locking pedestal Full modesty Box/box/file pedestal Grommet in desk left Black utility tray for box drawer	1					
Half Height Modesty Panel (48"W x 24"D x 30"H) Wood veneer Grommet in center back of surface Grommet in back panel Grain direction runs front to back on surface Hinged back panel	1					
Executive Credenza Full Pedestal Left (72"W x 20"D x 30"H) Wood Veneer Central locking File/File in pedestal Provides letter width filing Grommet in back panel	1					

Section 3.2

Exhibit C

	Quantity	Manufacturer	Part #	Page	Unit Price	Extended Price
Grommet in right on work surface						
Frosted Door Surface Mount Hutch (72"W x 15"D x 42"H) Wood veneer Storage behind acrylic doors Grommet in back panel center 25" clearance below doors	1					
Task Light 48" wide	1					
Tack board (72"W x 17 ¼"H) Located underneath surface mounted hutch	1					
Guest Chairs (4)(23 ¼"W x 24"D x 31 ½"H) (overall chair size) Solid hardwood frame • Curved wood open arms Upholstered back and seat - Back – Knoll: Legend CR/Unicorn - Seat – Maharam: Rove/Soba High grade polyurethane foam With casters	4					
Wardrobe (18"W x 20"D x 72"H) Wood veneer Top shelf fixed Coat rod under fixed shelf Three adjustable shelves Adjustable shelves can be removed for Wardrobe application	1					
Top Unit Bookcase (2) (36W x 15D x 42 1/8"H) Wood veneer Fixed bottom shelf with 12" clearance One adjustable shelf 1" thick shelves	2					
Double Lateral File Credenza (72"W x 20"D X 30"H) Wood veneer Dual locking File drawers provide legal or letter filing ½" Thick drawer bottoms allow for storage applications	1					
Conference Table and Base Wood Veneer 36" Diameter conference table 20" Cylinder base Weighted for stability	1					
Keyboard tray Fully adjustable keyboard tray with moveable mouse from left to right side of keyboard tray Palm support 6" height adjustment Negative and positive tilt 360 degree of swivel	1					

Section 3.2

Exhibit C

	Quantity	Manufacturer	Part #	Page	Unit Price	Extended Price
Freestanding Pivot LED Desk Light Two-stage light control with 3.0 watt and 7.3 watt selection Rotates 360 degrees around the base Scratch resistance bottom Textured black finish 5 year warranty, 24/7	1					
Magnetic Harmony Glass Marker Board (1) 4'W x 3'H ¼" Tempered glass with 1" radius corners and flat polished edges Brilliant white back for high marker contrast Steel panel added to enable rare earth magnet use Attached accessory holder Comes with 4 markers, an eraser and 4 rare earth magnets	1					
					Subtotal	

Section 3.2.67 NEW BUILDING

Description Room 204 B Exhibit B Second Floor	Quantity	Manufacturer	Part #	Page	Unit Price	Extended Price
Recessed Front Executive Desk Left (72"W x 36"D x 30"H) Laminate Recessed front Letter width locking pedestal Full modesty Box/box/file pedestal Grommet in desk right Black utility tray for box drawer	1					
Half Height Modesty Panel (48"W x 24"D x 30"H) Laminate Grommet in center back of surface Grommet in back panel Grain direction runs front to back on surface Hinged back panel for easy access to power/data wall plugs	1					
Executive Credenza Full Pedestal Right (72"W x 20"D x 30"H) Laminate Central locking File/File in pedestal Provides letter width filing Grommet in back panel Grommet in left on work surface	1					
Solid Door Surface Mount Hutch (72"W x 15"D x 42"H) Laminate Storage behind wood doors Grommet in back panel center 25" clearance below doors	1					
Task Light 48" wide	1					
Tack board (72"W x 17 ½"H) Located underneath surface mounted hutch	1					

Section 3.2

Exhibit C

	Quantity	Manufacturer	Part #	Page	Unit Price	Extended Price
Guest Chairs (1)(23 ¼"W x 24"D x 31 ¼"H) (overall chair size) Solid hardwood frame Curved wood open arms Upholstered back and seat Maharam: Rove/Soba High grade polyurethane foam	1					
Four Drawer Lateral File (36"W x 20"D x 54 1/2"H) Laminate Central locking Anti-tilt system File drawers provide legal or letter filing ¼" Thick drawer bottoms allow for storage applications	1					
Bookcase (36"W x 15"D x 72"H) Laminate 1" thick shelf	1					
Keyboard Tray Fully Adjustable with mouse pad that can be moved to either right or left side of keyboard Includes palm support 6" of height adjustment Negative and positive tilt 360 degree swivel	1					
Freestanding Pivot LED Desk Light Two-stage light control with 3.0 watt and 7.3 watt selection Rotates 360 degrees around the base Scratch resistance bottom Textured black finish 5 year warranty 24/7	1					
					Subtotal	

Description Room 205 Exhibit B Second Floor	Quantity	Manufacturer	Part #	Page	Unit Price	Extended Price
Stepped Front Executive Desk Right (72"W x 36"D x 30"H) Wood veneer Stepped front Letter width locking pedestal Full modesty Box/box/file pedestal Grommet in desk left Black utility tray for box drawer	1					
Half Height Modesty Panel (48"W x 24"D x 30"H) Wood veneer Grommet in center back of surface Grommet in back panel Grain direction runs front to back on surface Hinged back panel for easy access to electrical/data wall plugs	1					
Executive Credenza Full Pedestal File/File Left (72"W x 20"D x 30"H)	1					

Section 3.2

Exhibit C

	Quantity	Manufacturer	Part #	Page	Unit Price	Extended Price
Wood Veneer Locking pedestal Letter width pedestal File/File in pedestal Grommet in back panel Grommet in right on work surface						
Wood Door with Surface Mount Hutch (2) (66"W x 15"D x 42"H) Wood veneer Storage behind wood doors Grommet in back panel center 25" clearance below doors	2					
Task Light 48" wide	1					
Tack board (66"W x 17 ¼"H) Located underneath surface mounted hutch	1					
Guest Chairs (4)(23 ¼"W x 24"D x 31 ½"H) (overall chair size) Solid hardwood frame Curved wood open arms Upholstered back and seat Arc Com: Shimmer High grade polyurethane foam	4					
Round Conference Table with Cylinder Base (36" Round) Wood veneer 36" Round veneer table 16" Veneer cylinder base Weighted for stability	1					
Double Lateral File Credenza (72" W x 20"D x 30"H) Dual Locking File drawers provide legal or letter filing ¼" thick drawer bottoms allow for storage applications	1					
Keyboard tray Fully adjustable keyboard tray with moveable mouse from left to right side of keyboard tray Palm support 6" height adjustment Negative and positive tilt 360 degree of swivel	1					
Freestanding Pivot LED Desk Light Two-stage light control with 3.0 watt and 7.3 watt selection Rotates 360 degrees around the base Scratch resistance bottom Textured black finish 5 year warranty, 24/7	1					
Magnetic Harmony Glass Marker Board (1) 4'W x 3'H ¼" Tempered glass with 1" radius corners and flat polished edges Brilliant white back for high marker contrast	1					

Section 3.2

	Quantity	Manufacturer	Part #	Page	Unit Price	Extended Price
Steel panel added to enable rare earth magnet use						
Attached accessory holder						
Comes with 4 markers, an eraser and 4 rare earth magnets						
					Subtotal	

Section 3.2.69 NEW BUILDING

Description Room 207A Exhibit B Second Floor	Quantity	Manufacturer	Part #	Page	Unit Price	Extended Price
Stepped Front Executive Desk Left (72"W x 36"D x 30"H)	1					
Wood veneer						
Stepped front						
Letter width locking pedestal						
Full modesty						
Box/box/file pedestal						
Grommet in desk right						
Black utility tray for box drawer						
Half Height Modesty Panel (48"W x 24"D x 30"H)	1					
Wood veneer						
Grommet in center back of surface						
Grommet in back panel						
Grain direction runs front to back on surface						
Hinged back panel for easy access to electric/data plug ins						
Executive Credenza Lateral File Pedestal Right (72"W x 20"D x 30"H)	1					
Wood Veneer						
Central locking						
Lateral/Lateral in pedestal						
Provides letter or legal filing						
Grommet in back panel						
Grommet in left on work surface						
Wood Door Surface Mount Hutch (72"W x 15"D x 42"H)	1					
Wood veneer						
Storage behind wood doors						
Grommet in back panel center						
25" clearance below doors						
Task Light	1					
48" wide						
Tack board (72"W x 17 ¼"H)	1					
Located underneath surface mounted hutch						
Guest Chairs (4)(23 ¼"W x 24"D x 31 ¾"H) (overall chair size)	4					
Solid hardwood frame						
With Carpet casters						
curved wood open arms						
Upholstered back and seat						
Maharam: Rove/Soba						
High grade polyurethane foam						
With casters						
Bookcase (2)(36"W x 15"D x 72"H)	2					

Section 3.2

Exhibit C

	Quantity	Manufacturer	Part #	Page	Unit Price	Extended Price
Wood veneer 1 Stationary shelf 3 Adjustable shelves 1" Thick shelf						
Double Lateral File Credenza (72"W x 20"D x 30"H) Wood veneer Dual locking File drawers provide legal or letter filing ¼" Thick drawer bottoms allow for storage applications	1					
Conference Table and Base Wood Veneer 48" Diameter conference table 20" Cylinder base Weighted for stability	1					
Wardrobe/Storage Cabinet (18"W x 20"D x 72"H) Top shelf fixed Coat rod under fixed shelf Three adjustable shelves Adjustable shelves can be removed for wardrobe application	1					
Keyboard tray Fully adjustable with mouse pad that can be moved to either left or right side or keyboard Palm support 6" height adjustment Negative and positive tilt 360 degrees of swivel	1					
Freestanding Pivot LED Desk Light Two-stage light control with 3.0 watt and 7.3 watt selection Rotates 360 degrees around the base Scratch resistance bottom Textured black finish 5 Year warranty 24/7	1					
Magnetic Harmony Glass Marker Board (1) 4"W x 3'H ¼" Tempered glass with 1" radius corners and flat polished edges Brilliant white back for high marker contrast Steel panel added to enable rare earth magnet use Attached accessory holder Comes with 4 markers, an eraser and 4 rare earth magnets	1					
Subtotal						

Section 3.2.70 NEW BUILDING

Description Room 207B Exhibit B Second Floor	Quantity	Manufacturer	Part #	Page	Unit Price	Extended Price
Stepped Front Executive Desk Left (72"W x 36"D x 30"H) Wood veneer Stepped front Letter width locking pedestal Full modesty	1					

Section 3.2

Exhibit C

	Quantity	Manufacturer	Part #	Page	Unit Price	Extended Price
Box/box/file pedestal Grommet in desk right Black utility tray for box drawer						
Half Height Modesty Panel (48"W x 24"D x 30"H) Wood veneer Grommet in center back of surface Grommet in back panel Grain direction runs front to back on surface Hinged back panel for easy access to electrical/data wall plug ins	1					
Executive Credenza Lateral Full Pedestal Right (72"W x 20"D x 30"H) Wood Veneer Central locking Lateral/Lateral in pedestal Provides letter and legal width filing Grommet in back panel Grommet in left on work surface	1					
Wood Door Surface Mount Hutch (72"W x 15"D x 42"H) Wood veneer Storage behind wood doors Grommet in back panel center 25" clearance below doors	1					
Task Light 48" wide	1					
Tack board (72"W x 17 ¼"H) Located underneath surface mounted hutch	1					
Guest Chairs (2)(23 ¼"W x 24"D x 31 ¼"H) (overall chair size) Solid hardwood frame Curved wood open arms Upholstered back and seat - Knoll: Legend CR/Unicorn High grade polyurethane foam	2					
Bookcase (36"W x 15"D x 72"H) Wood veneer 3 Adjustable shelves 1" Thick shelf	1					
Keyboard tray Fully adjustable keyboard tray with moveable mouse from left to right side of keyboard tray Palm support 6" height adjustment Negative and positive tilt 360 degree of swivel	1					
Freestanding Pivot LED Desk Light Two-stage light control with 3.0 watt and 7.3 watt selection Rotates 360 degrees around the base Scratch resistance bottom	1					

Section 3.2

Exhibit C

	Quantity	Manufacturer	Part #	Page	Unit Price	Extended Price
Textured black finish						
					Subtotal	

Section 3.2.71 NEW BUILDING

Description Room 208B Exhibit B Second Floor	Quantity	Manufacturer	Part #	Page	Unit Price	Extended Price
Stepped Front Executive Desk Left (72"W x 36"D x 30"H) Wood veneer Stepped front Letter width locking pedestal Full modesty Box/box/file pedestal Grommet in desk right Black utility tray for box drawer	1					
Half Height Modesty Panel (48"W x 24"D x 30"H) Wood veneer Grommet in center back of surface Grommet in back panel Grain direction runs front to back on surface Hinged back panel to allow access to electrical/data wall outlets	1					
Executive Lateral File Credenza Right (72"W x 20"D x 30"H) Wood Veneer Central locking Lateral/lateral in pedestal Provides letter or legal filing front to back or side to side Grommet in back panel -grommet in left on work surface	1					
Frosted Door Surface Mount Hutch (66"W x 15"D x 42"H) Wood veneer Storage behind acrylic doors Grommet in back panel center 25" clearance below doors	1					
Task Light 48" wide	1					
Tack board (66"W x 17 ¾"H) Located underneath surface mounted hutch	1					
Guest Chairs (2)(23 ¼"W x 24"D x 31 ¾"H) (overall chair size) Solid hardwood frame Curved wood open arms Upholstered back and seat Knoll – Legend CR/Unicorn High grade polyurethane foam	2					
Bookcase (2) (36"w x 15"d x 72"H) Wood veneer Shelves 1" thick Three adjustable shelves, one fixed	2					
Keyboard tray Fully adjustable keyboard tray with moveable mouse from left to right side of keyboard tray	1					

Section 3.2

	Quantity	Manufacturer	Part #	Page	Unit Price	Extended Price
Palm support						
6" height adjustment						
Negative and positive tilt						
360 degree of swivel						
Freestanding Pivot LED Desk Light	1					
Two-stage light control with 3.0 watt and 7.3 watt selection						
Rotates 360 degrees around the base						
Scratch resistance bottom						
Textured black finish						
5 Year warranty 24/7						
					Subtotal	

Section 3.2.72 NEW BUILDING

Description Room 210 Exhibit B Second Floor	Quantity	Manufacturer	Part #	Page	Unit Price	Extended Price
Rotating Files Datum EZ2 Rotary Files or Equal	1					
7 high legal units						
Starter Units 31"X 45- 1/2"W x 82 1/2"H (2)	2					
Adder Units 31"D x 38 1/4" W x 82 1/2"H (4)	4					
<p>§ Base – The base is formed out of 13 gauge steel with 13 gauge steel-formed U-channel reinforcements. These 13 gauge steel channels have a 4"wide x 3 1/2" deep cross section and run the full length and width of the base. At each corner, a welded steel 11 gauge gusset adds strength and rigidity to the base. Four adjustable leveling feet allow the base to be leveled from the top of the base. The base mechanism provides the 90 degree indexing of the rotary file cabinet. The base does not require the use of a foot pedal to index the cabinet</p> <p>§ Uprights and locks – Each EZ@ unit has (4) upright posts with dual durometer PVC closing stops. The posts are made from 11 gauge steel and bolted directly to the unit base with flat head bolts to posts. A lock assembly and locking rod is supplied with each unit. Locks have field removable core for easy key changes. Unit can be locked in the open or closed position.</p> <p>§ Rotary bottom – The EZ2 rotary bottom rides on top of the base and is fully supported by 5/8" diameter, hardened steel ball bearings. The legal size unit has a 24" diameter bearing cage with ball bearings. The rotary bottom pivots on a pin and mating steel brushing, that is mig welded to the underside of the rotor shelf. The rotor bottom is constructed by mig welding and spot welding an 11 gauge steel bottom support plate to an 18 gauge steel top. Slots in 1" centers are punched on top of the rotary bottom to accept dividers.</p> <p>§ Center panels – A structural center panel is provided with each rotary file unit. The 13 1/2" H, 16 gauge steel panel is bolted to the inner flange of the doors for outstanding cabinet strength.</p> <p>§ Rotary side panels – Each 3-piece rotary side panel is formed for maximum strength and rigidity. The outer panel is formed from 20 gauge steel is beveled on each leading edge for superior post clearance. The 19 gauge inner panel is spot welded to the outer panel for high load carrying capacity. The inner door panel as holes on 1/2" center to support and provide the vertical height adjustment of accessories.</p> <p>§ End panels – The end panels complete the unit and are formed from 18 gauge cold rolled steel. The end panel bolts directly to the unit posts and converts an adder unit to starter unit. The end panels are connected to the unit with a keyhole system that allows panels to be installed by 1 person.</p>						

Section 3.2

Exhibit C

	Quantity	Manufacturer	Part #	Page	Unit Price	Extended Price
<p>§ Rotary top – the 20 gauge steel rotary top is formed for strength and is bolted to the side panels. The rotary top has a ¼" diameter welded pivot pin.</p> <p>§ Canopy top – Formed and welded for rigidity and strength, 18 gauge canopy top is mechanically fastened to each post.</p> <p>§ Shelf – Shelves are formed of 18 gauge steel with a 5 3/8" high integral back stop. Shelf is slotted on 1" centers to accept file dividers. Shelf is fastened in place with four self-tapping screws and are adjustable on 1" centers</p> <p>Finish – All steel parts are thoroughly cleaned using a three stage iron phosphate washer and coated with an epoxy-hybrid powder coat finish using electrostatic paint system</p>						
Subtotal						

Section 3.2.73 NEW BUILDING

Description Room 204A Exhibit B Second Floor	Quantity	Manufacturer	Part #	Page	Unit Price	Extended Price
<p>Lateral Files 5 High x 36"W x 18"D (6)</p> <p>Includes 12"H drawers with adjustable side-to-side hanging bars for letter, legal, EDP and international A4 and foolscap suspended file folders</p> <p>Standard with lock centered in front of edge of top</p> <p>Drawer interiors and accessories are black finish in color</p> <p>Glides provide 1 ½" adjustment range</p> <p>Painted</p>	6					
<p>Lateral Files 5 High x 42"W x 18"D (1)</p> <p>Includes 12"H drawers with adjustable side-to-side hanging bars for letter, legal, EDP and international A4 and foolscap suspended file folders</p> <p>Standard with lock centered in front of edge of top</p> <p>Drawer interiors and accessories are black finish in color</p> <p>Glides provide 1 ½" adjustment range</p> <p>Painted</p>	1					
Subtotal						

Section 3.2.74 NEW BUILDING

Description Room 208A Exhibit B Second Floor	Quantity	Manufacturer	Part #	Page	Unit Price	Extended Price
<p>Lateral Files 5 High x 36"W x 18"D (6)</p> <p>Includes 12"H drawers with adjustable side-to-side hanging bars for letter, legal, EDP and international A4 and foolscap suspended file folders</p> <p>Standard with lock centered in front of edge of top</p> <p>Drawer interiors and accessories are black finish in color</p> <p>Glides provide 1 ½" adjustment range</p> <p>Painted</p>	6					
<p>Lateral Files 5 High x 42"W x 18"D (1)</p> <p>Includes 12"H drawers with adjustable side-to-side hanging bars for letter, legal, EDP and international A4 and foolscap suspended file folders</p> <p>Standard with lock centered in front of edge of top</p> <p>Drawer interiors and accessories are black finish in color</p> <p>Glides provide 1 ½" adjustment range</p> <p>Painted</p>	1					
Subtotal						

Section 3.2.75 NEW BUILDING

Section 3.2

Description Room 209 Exhibit B Second Floor	Quantity	Manufacturer	Part #	Page	Unit Price	Extended Price
Lateral files 42" w x 18d x 27 1/2" h (1)	1					
Includes 12" high drawers with adjustable side to side hanging bars for letter, legal EDP and international A4 and foolscap suspended file folders						
Standard with lock centered in front edge of top						
Drawer interiors and accessories are black finish in color						
Glides provide 1 1/2" adjustment range						
Lateral files 30" w x 18d x 27 1/2" h (1)	1					
Includes 12" high drawers with adjustable side to side hanging bars for letter, legal EDP and international A4 and foolscap suspended file folders						
Standard with lock centered in front edge of top						
Drawer interiors and accessories are black finish in color						
Glides provide 1 1/2" adjustment range						
Work surface 24" d x 48" w	1					
Work surface 24" d x 36" w	1					
					Subtotal	

Section 3.2.76 NEW BUILDING

Description Room 209 A Exhibit B Second Floor	Quantity	Manufacturer	Part #	Page	Unit Price	Extended Price
Lateral files 36" w x 18d x 63 1/4" h (8)	8					
Includes 12" high drawers with adjustable side to side hanging bars for letter, legal EDP and international A4 and foolscap suspended file folders						
Standard with lock centered in front edge of top						
Drawer interiors and accessories are black finish in color						
Glides provide 1 1/2" adjustment range						
Painted						
					Subtotal	

Section 3.2.77 NEW BUILDING

Description Room 216 Exhibit B Second Floor	Quantity	Manufacturer	Part #	Page	Unit Price	Extended Price
Flat Files (2)	2					
10 drawer flat file 40 1/4" w x 31"H x 28 3/8"D						
Sanitary base legs 40 1/4" x 6" w x 28 3/8"D						
File capacity 20 lbs per drawer evenly distributed						
Datum Rotary Mobile Filing System 3 or Equal	1					
Need filing for 17,444 lineal inches						
					Subtotal	

Section 3.2.78 NEW BUILDING

Description Room 217 Exhibit B Second Floor	Quantity	Manufacturer	Part #	Page	Unit Price	Extended Price
Wardrobe cabinet 5 High x 42"W x 18"D (13)	13					
Includes hinged doors with four shelves						
Coat rod						
Includes hinged doors with 4 shelves						
Shelves adjust in increments of 6"						
Standard with locks						
Glides provide 1 1/2" adjustment range						
Painted						
Training Tables (20"D x 72"W) (16)	16					

Section 3.2

Exhibit C

	Quantity	Manufacturer	Part #	Page	Unit Price	Extended Price
1 3/16" thick top, two c-leg bases, stretcher and hardware Standard table height 29" Laminate top with 3mm edge band on all sides and back Painted aluminum C leg bases Casters						
Magnetic Harmony Glass Marker Board (2) 4' x 8' ¼" Tempered glass with 1" radius corners and flat polished edges Brilliant white back for high marker contrast Steel panel added to enable rare earth magnet use Attached accessory holder Comes with 4 markers, an eraser and 4 rare earth magnets	2					
Podium (24 ¾"W x 18 ¾"D x 43 ¾"H) Angled top shelf with paper stop is adjustable For laptop presentations, top shelf can be removed and stored below Includes cord management Two casters for easy mobility	1					
Subtotal						

Section 3.2.79 NEW BUILDING

Description Room 218 Exhibit B Second Floor	Quantity	Manufacturer	Part #	Page	Unit Price	Extended Price
Storage Cabinets (4) 42"W x 18 ¾"D x 3 High Hinged doors with full access hinges Four shelves Shelves adjust in increments of 6" Lockable Painted	4					
Common Top 38"D x 84"W High pressure laminate surface with 3mm edge band on front and back edge and 1mm edge band on sides	1					
Subtotal						

Section 3.2.80 NEW BUILDING

Description Room 222 Exhibit B Second Floor	Quantity	Manufacturer	Part #	Page	Unit Price	Extended Price
Bulletin Board (2) 72"W x 48"H 1/32" fine-grain natural cork board Self-healing tack surface Aluminum frame 10-year guarantee	2					
Subtotal						

Section 3.2.81 Typical Work Station 1

Description Work Stations Exhibit A Second Floor	Quantity	Manufacturer	Part #	Page	Unit Price	Extended Price
§ Please see attached drawings of typical: § All panels 62" high Widths of panels are specified in drawing provided All panels shall meet and or exceed the standards set by the ANSI.BIFMA X5.6 panels system tests of office furnishings The panel shall be fabric monolithic panel core	27 workstations					

	Quantity	Manufacturer	Part #	Page	Unit Price	Extended Price
<p>All panels should have a thickness of 2"</p> <p>Side rails should have deep set reveals that are slotted in 1" increments for mounting separately specified panel-hung components</p> <p>Base of glide foot shall feature a friction-fitted molded plastic carpet gripper</p> <p>Glades shall give panels a 1.5" range of vertical adjustment</p> <p>Panel system shall be Greenguard Certified</p> <p>The panels should be powered per the drawing supplied</p> <p>The bottom of the panel shall allow for 17 category 5 (.20" diameter) cables for each cavity or 34 per panel</p> <p>Fabric monolithic panels shall have a monolithic rating of 0.50 or greater NRC and 22 or greater STC</p> <p>§ All stacks are 16"H</p> <p>Width of stacks are specified in drawing provided</p> <p>The width of the stacks are to match the width of the panels</p> <p>Top rail of glazed add on panel shall provide top wire management</p> <p>§ 1 Each hinged door overheads, 14"D x 16"H</p> <p>Width of unit are specified on drawing provided</p> <p>4 hinged doors with two locks</p> <p>§ 1 Each sliding door overhead, 14"D x 16"H</p> <p>Width of unit is specified in drawing provided</p> <p>The door is half the width of the unit</p> <p>§ Keyboard tray with adjustable mouse</p> <p>Fully adjustable with mouse pad that can be moved to either right or left side of keyboard</p> <p>Includes palm support</p> <p>6" of height adjustment</p> <p>Negative and positive tilt</p> <p>360 degree swivel</p> <p>§ Pencil drawer, 18"W x 19"D x 1-5/8"H</p> <p>Mounts separately under worksurface</p> <p>Standard in black finish only</p> <p>§ Mobile box/file pedestal, 15"W x 17"D x 21 1/2"H</p> <p>Pedestal shall be standard with lock</p> <p>Keyed alike and master keying option shall be available</p> <p>All units shall have standard accessories including dividers for box drawer and one compressor in file drawer</p> <p>All drawers shall have full extension steel ball-bearing slides</p> <p>Include non-locking casters</p> <p>Include a cushion top, see drawing for fabric specification</p>						
<p>Multi-file, with 1 lateral drawer, 2 personal drawers, 1 filing drawer</p> <p>Attached shall be 27 1/2" in height</p> <p>Pedestal shall be standard with lock</p> <p>Keyed alike and master keying option shall be available</p> <p>12" File drawers shall accommodate letter, legal, EDP, A4 international and Foolscap</p> <p>All units shall have standard accessories including one pencil tray and dividers for box drawer and one compressor in file drawer</p> <p>All drawers shall have full extension steel ball-bearing slides</p>						

Section 3.2

	Quantity	Manufacturer	Part #	Page	Unit Price	Extended Price
<p>Lights to match overhead cabinets (+/- 6")</p> <p>All tasklights shall be UL listed</p> <p>Task lights shall mount to shelves and overhead storage units and shall be adjustable front to back</p> <p>Task lights should be shipped with a minimum of a 6' cord</p> <p>§ Panel mounted light</p> <p>rotates 180 degrees horizontally around the mount</p> <p>Can be adjusted within the panel mount profile</p> <p>23" arm with LED light with a clear lens</p> <p>Nine foot removable cord</p> <p>Two stage light control with 3.0 watt and 7.3 watt selection</p> <p>Tackboards, 1 each</p> <p>16"H x 1"D</p> <p>See drawing for widths</p> <p>All corner and straight covers</p> <p>Finish posts to be available in same metal panel trim offered in the system line</p> <p>All finishes are to be metal not fabric</p> <p>§ Overall Power</p> <p>System shall utilize modular power distribution system with no less than 3 circuit power compatibility</p> <p>Panels shall be specified with 8 wire that is UL listed</p> <p>Electrical system shall have the ability to contain 4 duplex receptacles per panel base raceway, 2 per side</p> <p>All receptacles shall be rated at no less than 15 amps</p> <p>All standard panels shall have electrical power capable of entering a panel from wither the top or bottom on either side of the base raceway</p> <p>All electrical retrofit shall be installed without removing a panel from the run</p> <p>There will be 4 duplex receptacles per workstations</p>						
					Subtotal	

Section 3.2.82 Typical Work Station 2

Description Work Stations Exhibit A Second Floor	Quantity	Manufacturer	Part #	Page	Unit Price	Extended Price
<p>§ Please see attached drawings of typical:</p> <p>§ All panels 62" high</p> <p>Widths of panels are specified in drawing provided</p> <p>All panels shall meet and or exceed the standards set by the ANSI.BIFMA X5.6 panels system tests of office furnishings</p> <p>The panel shall be fabric monolithic panel core</p> <p>All panels should have a thickness of 2"</p> <p>Side rails should have deep set reveals that are slotted in 1" increments for mounting separately specified panel-hung components</p> <p>Base of glide foot shall feature a friction-fitted molded plastic carpet gripper</p> <p>Glades shall give panels a 1.5" range of vertical adjustment</p> <p>Panel system shall be Greenguard Certified</p> <p>The panels should be powered per the drawing supplied</p> <p>The bottom of the panel shall allow for 17 category 5 (.20" diameter) cables for each cavity or 34 per panel</p>	12 workstations					

Section 3.2

	Quantity	Manufacturer	Part #	Page	Unit Price	Extended Price
<p>Fabric monolithic panels shall have a monolithic rating of 0.50 or greater NRC and 22 or greater STC</p> <p>§ All stacks are 16"H</p> <p>Width of stacks are specified in drawing provided</p> <p>The width of the stacks are to match the width of the panels</p> <p>Top rail of glazed add on panel shall provide top wire management</p> <p>§ 1 Each hinged door overheads, 14"D x 16"H</p> <p>Width of unit are specified on drawing provided</p> <p>4 hinged doors with two locks</p> <p>§ Pencil drawer, 18"W x 19"D x 1-5/8"H</p> <p>Mounts separately under worksurface</p> <p>Standard in black finish only</p> <p>§ Box/box/file pedestal, 15"W x 29"D x 21 1/4"H</p> <p>Pedestal shall be standard with lock</p> <p>Keyed alike and master keying option shall be available</p> <p>All units shall have standard accessories including dividers for box drawer and one compressor in file drawer</p> <p>All drawers shall have full extension steel ball-bearing slides</p> <p>Attached underneath worksurface</p> <p>§ Lights to match overhead cabinets (+/- 6")</p> <p>All tasklights shall be UL listed</p> <p>Task lights shall mount to shelves and overhead storage units and shall be adjustable front to back</p> <p>Task lights should be shipped with a minimum of a 6' cord</p> <p>§ Panel mounted light</p> <p>rotates 180 degrees horizontally around the mount</p> <p>Can be adjusted within the panel mount profile</p> <p>23" arm with LED light with a clear lens</p> <p>Nine foot removable cord</p> <p>Two stage light control with 3.0 watt and 7.3 watt selection</p> <p>§ Tackboards, 1 each</p> <p>16"H x 1"D</p>						
<p>See drawing for widths</p> <p>§ All corner and straight covers</p> <p>Finish posts to be available in same metal panel trim offered in the system line</p> <p>All finishes are to be metal not fabric</p> <p>§ Overall Power</p> <p>System shall utilize modular power distribution system with no less than 3 circuit power compatibility</p> <p>Panels shall be specified with 8 wire that is UL listed</p> <p>Electrical system shall have the ability to contain 4 duplex receptacles per panel base raceway, 2 per side</p> <p>All receptacles shall be rated at no less than 15 amps</p> <p>All standard panels shall have electrical power capable of entering a panel from wither the top or bottom on either side of the base raceway</p> <p>All electrical retrofit shall be installed without removing a panel from the run</p>						

Section 3.2

Exhibit C

	Quantity	Manufacturer	Part #	Page	Unit Price	Extended Price
There will be 4 duplex receptacles per workstations						
					Subtotal	

Section 3.2.83 Typical Work Station

Description Work Stations Exhibit B First and Second Floor	Quantity	Manufacturer	Part #	Page	Unit Price	Extended Price
<p>§ Please see attached drawings of typical:</p> <p>§ All panels 62" high</p> <p>Widths of panels are specified in drawing provided</p> <p>All panels shall meet and or exceed the standards set by the ANSI/BIFMA X5.6 panels system tests of office furnishings</p> <p>The panel shall be fabric monolithic panel core</p> <p>All panels should have a thickness of 2"</p> <p>Side rails should have deep set reveals that are slotted in 1" increments for mounting separately specified panel-hung components</p> <p>Base of glide foot shall feature a friction-fitted molded plastic carpet gripper</p> <p>Glades shall give panels a 1.5" range of vertical adjustment</p> <p>Panel system shall be Greenguard Certified</p> <p>The panels should be powered per the drawing supplied</p> <p>The bottom of the panel shall allow for 17 category 5 (.20" diameter) cables for each cavity or 34 per panel</p> <p>Fabric monolithic panels shall have a monolithic rating of 0.50 or greater NRC and 22 or greater STC</p> <p>§ All stacks are 16"H</p> <p>Width of stacks are specified in drawing provided</p> <p>The width of the stacks are to match the width of the panels</p> <p>Top rail of glazed add on panel shall provide top wire management</p> <p>§ 2 Each hinged door overheads</p> <p>Width of unit are specified on drawing provided</p> <p>Height 16", Depth 14"</p> <p>2 Hinged doors with one lock</p> <p>§ 1 Each sliding door overhead</p> <p>Width of unit is specified in drawing provided</p> <p>The door is half the width of the unit</p> <p>Height 16" , Depth 14"</p> <p>§ Keyboard tray with adjustable mouse</p> <p>Fully adjustable with mouse pad that can be moved to either right or left side of keyboard</p> <p>Includes palm support</p> <p>6" of height adjustment</p> <p>Negative and positive tilt</p> <p>360 degree swivel</p> <p>§ Pencil drawer</p> <p>1 5/8"H x 19"D x 18"W</p> <p>Mounts separately under worksurface</p> <p>Standard in black finish only</p> <p>§ 30" deep box/box/file pedestal</p> <p>All pedestals shall be 15"W</p> <p>Attached shall be 27 1/2" in height</p>	45 workstations					

	Quantity	Manufacturer	Part #	Page	Unit Price	Extended Price
Pedestals shall be available box/box/file, file/file, and box/file Pedestal shall be standard with lock Keyed alike and master keying option shall be available						
12" File drawers shall accommodate letter, legal, EDP, A4 international and Foolsap All units shall have standard accessories including one pencil tray and dividers for box drawer and one compressor in file drawer All drawers shall have full extension steel ball-bearing slides § Multi-file, with 1 lateral drawer, 2 personal drawers, 1 filing drawer Attached shall be 27 1/2" in height Pedestal shall be standard with lock Keyed alike and master keying option shall be available 12" File drawers shall accommodate letter, legal, EDP, A4 international and Foolsap All units shall have standard accessories including one pencil tray and dividers for box drawer and one compressor in file drawer All drawers shall have full extension steel ball-bearing slides § Lights to match overhead cabinets (+/- 6") All tasklights shall be UL listed Task lights shall mount to shelves and overhead storage units and shall be adjustable front to back Task lights should be shipped with a minimum of a 6' cord § Panel mounted light rotates 180 degrees horizontally around the mount Can be adjusted within the panel mount profile 23" arm with LED light with a clear lens Nine foot removable cord Two stage light control with 3.0 watt and 7.3 watt selection § All corner and straight covers Finish posts to be available in same metal panel trim offered in the system line All finishes are to be metal not fabric § 1 two high lateral file 36" wide Lateral Files 2 High x 36"W x 18"D Includes 12"H drawers with adjustable side-to-side hanging bars for letter, legal, EDP and international A4 and foolsap suspended file folders Standard with lock centered in front of edge of top Drawer interiors and accessories are black finish in color Glides provide 1 1/2" adjustment range Painted § 1 side metal frame chair fully upholstered drawing is marked with each fabric needed Metal frame 4 Legs without casters Fully upholstered seat and back § Overall Power System shall utilize modular power distribution system with no less than 3 circuit power compatibility						

Section 3.2

	Quantity	Manufacturer	Part #	Page	Unit Price	Extended Price
Panels shall be specified with 8 wire that is UL listed Electrical system shall have the ability to contain 4 duplex receptacles per panel base raceway, 2 per side						
All receptacles shall be rated at no less than 15 amps All standard panels shall have electrical power capable of entering a panel from with the top or bottom on either side of the base raceway All electrical retrofit shall be installed without removing a panel from the run There will be 4 duplex receptacles per workstations						
					Subtotal	

VENDOR PREFERENCE CERTIFICATE

Certification and application* is hereby made for Preference in accordance with **West Virginia Code**, §5A-3-37. (Does not apply to construction contracts). **West Virginia Code**, §5A-3-37, provides an opportunity for qualifying vendors to request (at the time of bid) preference for their residency status. Such preference is an evaluation method only and will be applied only to the cost bid in accordance with the **West Virginia Code**. This certificate for application is to be used to request such preference. The Purchasing Division will make the determination of the Resident Vendor Preference, if applicable.

1. Application is made for 2.5% resident vendor preference for the reason checked:

- ____ Bidder is an individual resident vendor and has resided continuously in West Virginia for four (4) years immediately preceding the date of this certification; **or**,
 ____ Bidder is a partnership, association or corporation resident vendor and has maintained its headquarters or principal place of business continuously in West Virginia for four (4) years immediately preceding the date of this certification; or 80% of the ownership interest of Bidder is held by another individual, partnership, association or corporation resident vendor who has maintained its headquarters or principal place of business continuously in West Virginia for four (4) years immediately preceding the date of this certification; **or**,
 ____ Bidder is a nonresident vendor which has an affiliate or subsidiary which employs a minimum of one hundred state residents and which has maintained its headquarters or principal place of business within West Virginia continuously for the four (4) years immediately preceding the date of this certification; **or**,

2. Application is made for 2.5% resident vendor preference for the reason checked:

- ____ Bidder is a resident vendor who certifies that, during the life of the contract, on average at least 75% of the employees working on the project being bid are residents of West Virginia who have resided in the state continuously for the two years immediately preceding submission of this bid; **or**,

3. Application is made for 2.5% resident vendor preference for the reason checked:

- ____ Bidder is a nonresident vendor employing a minimum of one hundred state residents or is a nonresident vendor with an affiliate or subsidiary which maintains its headquarters or principal place of business within West Virginia employing a minimum of one hundred state residents who certifies that, during the life of the contract, on average at least 75% of the employees or Bidder's affiliate's or subsidiary's employees are residents of West Virginia who have resided in the state continuously for the two years immediately preceding submission of this bid; **or**,

4. Application is made for 5% resident vendor preference for the reason checked:

- ____ Bidder meets either the requirement of both subdivisions (1) and (2) or subdivision (1) and (3) as stated above; **or**,

5. Application is made for 3.5% resident vendor preference who is a veteran for the reason checked:

- ____ Bidder is an individual resident vendor who is a veteran of the United States armed forces, the reserves or the National Guard and has resided in West Virginia continuously for the four years immediately preceding the date on which the bid is submitted; **or**,

6. Application is made for 3.5% resident vendor preference who is a veteran for the reason checked:

- ____ Bidder is a resident vendor who is a veteran of the United States armed forces, the reserves or the National Guard, if, for purposes of producing or distributing the commodities or completing the project which is the subject of the vendor's bid and continuously over the entire term of the project, on average at least seventy-five percent of the vendor's employees are residents of West Virginia who have resided in the state continuously for the two immediately preceding years.

7. Application is made for preference as a non-resident small, women- and minority-owned business, in accordance with West Virginia Code §5A-3-59 and West Virginia Code of State Rules.

- ____ Bidder has been or expects to be approved prior to contract award by the Purchasing Division as a certified small, women- and minority-owned business.

Bidder understands if the Secretary of Revenue determines that a Bidder receiving preference has failed to continue to meet the requirements for such preference, the Secretary may order the Director of Purchasing to: (a) reject the bid; or (b) assess a penalty against such Bidder in an amount not to exceed 5% of the bid amount and that such penalty will be paid to the contracting agency or deducted from any unpaid balance on the contract or purchase order.

By submission of this certificate, Bidder agrees to disclose any reasonably requested information to the Purchasing Division and authorizes the Department of Revenue to disclose to the Director of Purchasing appropriate information verifying that Bidder has paid the required business taxes, provided that such information does not contain the amounts of taxes paid nor any other information deemed by the Tax Commissioner to be confidential.

Under penalty of law for false swearing (West Virginia Code, §61-5-3), Bidder hereby certifies that this certificate is true and accurate in all respects; and that if a contract is issued to Bidder and if anything contained within this certificate changes during the term of the contract, Bidder will notify the Purchasing Division in writing immediately.

Bidder: _____

Signed: _____

Date: _____

Title: _____

RFQ No. 01141209

STATE OF WEST VIRGINIA
Purchasing Division
PURCHASING AFFIDAVIT

MANDATE: Under W. Va. Code §5A-3-10a, no contract or renewal of any contract may be awarded by the state or any of its political subdivisions to any vendor or prospective vendor when the vendor or prospective vendor or a related party to the vendor or prospective vendor is a debtor and: (1) the debt owed is an amount greater than one thousand dollars in the aggregate; or (2) the debtor is in employer default.

EXCEPTION: The prohibition listed above does not apply where a vendor has contested any tax administered pursuant to chapter eleven of the W. Va. Code, workers' compensation premium, permit fee or environmental fee or assessment and the matter has not become final or where the vendor has entered into a payment plan or agreement and the vendor is not in default of any of the provisions of such plan or agreement.

DEFINITIONS:

"Debt" means any assessment, premium, penalty, fine, tax or other amount of money owed to the state or any of its political subdivisions because of a judgment, fine, permit violation, license assessment, defaulted workers' compensation premium, penalty or other assessment presently delinquent or due and required to be paid to the state or any of its political subdivisions, including any interest or additional penalties accrued thereon.

"Employer default" means having an outstanding balance or liability to the old fund or to the uninsured employers' fund or being in policy default, as defined in W. Va. Code § 23-2c-2, failure to maintain mandatory workers' compensation coverage, or failure to fully meet its obligations as a workers' compensation self-insured employer. An employer is not in employer default if it has entered into a repayment agreement with the Insurance Commissioner and remains in compliance with the obligations under the repayment agreement.

"Related party" means a party, whether an individual, corporation, partnership, association, limited liability company or any other form or business association or other entity whatsoever, related to any vendor by blood, marriage, ownership or contract through which the party has a relationship of ownership or other interest with the vendor so that the party will actually or by effect receive or control a portion of the benefit, profit or other consideration from performance of a vendor contract with the party receiving an amount that meets or exceeds five percent of the total contract amount.

AFFIRMATION: By signing this form, the vendor's authorized signer affirms and acknowledges under penalty of law for false swearing (W. Va. Code §61-5-3) that neither vendor nor any related party owe a debt as defined above and that neither vendor nor any related party are in employer default as defined above, unless the debt or employer default is permitted under the exception above.

WITNESS THE FOLLOWING SIGNATURE:

Vendor's Name: _____

Authorized Signature: _____ Date: _____

State of _____

County of _____, to-wit:

Taken, subscribed, and sworn to before me this ____ day of _____, 20__.

My Commission expires _____, 20__.

AFFIX SEAL HERE

NOTARY PUBLIC _____

Purchasing Affidavit (Revised 07/01/2012)

NOTE:

Vendor and Notary's date must be the same.

Notary required to AFFIX SEAL on Purchasing Affidavit.