



State of West Virginia
 Department of Administration
 Purchasing Division
 2019 Washington Street East
 Post Office Box 50130
 Charleston, WV 25305-0130

Solicitation

NUMBER
DEP16192

PAGE
1

ADDRESS CORRESPONDENCE TO ATTENTION OF:
FRANK WHITTAKER 304-558-2316

VENDOR

RFQ COPY
 TYPE NAME/ADDRESS HERE

SHIP TO

ENVIRONMENTAL PROTECTION
 DEPARTMENT OF
 OFFICE OF AML&R
 601 57TH STREET SE
 CHARLESTON, WV
 25304 304-926-0499

DATE PRINTED
05/20/2013

BID OPENING DATE: 2013

LINE	QUANTITY	UOP	CAT. NO.	ITEM NUMBER	BID OPENING TIME	UNIT PRICE	1:30PM	AMOUNT
ADDENDUM NO. 1								
1. ADDENDUM IS ISSUED TO PROVIDE ANSWER TO TECHNICAL QUESTIONS REGARDING THE SOLICITATION.								
2. TO PROVIDE ALTERNATE BAT GATE DETAILED DRAWINGS. THE ABOVE MENTIONED DRAWINGS ARE NOT TO SCALE AND FOR INFORMATIONAL PURPOSES ONLY.								
3. TO PROVIDE A COPY OF THE MANDATORY PRE-BID MEETING SIGN-IN SHEETS.								
4. TO MOVE THE BID OPENING DATE: FROM: MAY 22, 2013 @ 1:30 PM TO: MAY 30, 2013 @ 1:30 PM								
5. TO PROVIDE ADDENDUM ACKNOWLEDGEMENT. THIS DOCUMENT SHOULD BE SIGNED AND RETURNED WITH YOUR BID. FAILURE TO SIGN AND RETURN MAY RESULT IN THE DISQUALIFICATION OF YOUR BID.								
***** END OF ADDENDUM NO. 1 *****								

SIGNATURE		TELEPHONE		DATE	
TITLE		FEIN		ADDRESS CHANGES TO BE NOTED ABOVE	

WHEN RESPONDING TO SOLICITATION, INSERT NAME AND ADDRESS IN SPACE ABOVE LABELED 'VENDOR'



State of West Virginia
 Department of Administration
 Purchasing Division
 2019 Washington Street East
 Post Office Box 50130
 Charleston, WV 25305-0130

Solicitation

NUMBER
DEP16192

PAGE
2

ADDRESS CORRESPONDENCE TO ATTENTION OF:
FRANK WHITTAKER 304-558-2316

VENDOR

RFQ COPY
 TYPE NAME/ADDRESS HERE

SHIP TO

ENVIRONMENTAL PROTECTION
 DEPARTMENT OF
 OFFICE OF AML&R
 601 57TH STREET SE
 CHARLESTON, WV
 25304 304-926-0499

DATE PRINTED
05/20/2013

BID OPENING DATE: 05/30/2013

LINE	QUANTITY	UOP	CAT NO	ITEM NUMBER	UNIT PRICE	AMOUNT
0001	1	JB		962-73		
RECLAMATION: RESTORATION OF LAND & OTHER PROPERTIES						
***** THIS IS THE END OF RFQ DEP16192 ***** TOTAL:						

SIGNATURE	TELEPHONE	DATE
TITLE	FEIN	ADDRESS CHANGES TO BE NOTED ABOVE

WHEN RESPONDING TO SOLICITATION, INSERT NAME AND ADDRESS IN SPACE ABOVE LABELED 'VENDOR'

SOLICITATION NUMBER: DEP16192
Addendum Number: 1

The purpose of this addendum is to modify the solicitation identified as (“Solicitation”) to reflect the change(s) identified and described below.

Applicable Addendum Category:

- Modify bid opening date and time
- Modify specifications of product or service being sought
- Attachment of vendor questions and responses
- Attachment of pre-bid sign-in sheet
- Correction of error
- Other

Description of Modification to Solicitation:

1. To provide answer to questions regarding the above solicitation.
2. To provide alternate bat gate drawings.
3. To provide a copy of the mandatory pre-bid meeting sign-in sheets.
4. To provide addendum acknowledgement.

Additional Documentation: Documentation related to this Addendum (if any) has been included herewith as Attachment A and is specifically incorporated herein by reference.

Terms and Conditions:

1. All provisions of the Solicitation and other addenda not modified herein shall remain in full force and effect.
2. Vendor should acknowledge receipt of all addenda issued for this Solicitation by completing an Addendum Acknowledgment, a copy of which is included herewith. Failure to acknowledge addenda may result in bid disqualification. The addendum acknowledgement should be submitted with the bid to expedite document processing.

ATTACHMENT A

DEP16192
Mallory (Gibson) Portals
Addendum #1

- Item 1: The Contractor shall have 180 days from the date of the Notice to Proceed to complete construction activities on the project. The \$250 per day liquidated damage clause will be in effect after the 180 days. However, the total performance period will be 365 days from the date of the Notice to Proceed for invoicing purposes.
- Item 2: Statement - Bat gate mine seals must be installed between the dates of May 1 and August 31.
- Item 3: Q - Can the road be open cut in the residential area?
A - Yes, but not both sections of pipe replacement in Channel-A at the same time as at least one section of the "loop" road must be kept open at all times to provide access for the residents of the community of Mallory.
- Item 4: Q - Can work start at the top?
A - Yes.
- Item 5: Q - Is there a gas line in the access route?
A - Yes.
- Item 6: Q - If the channel is down to rock (on the hillside), does it need to be chipped/excavated to meet the profiles shown on the plans?
A - If the channel is cut to rock, no additional channel lining is required in the exposed rock areas. If the bottom of the channel is cut to rock and the side slopes are not in rock then the side slopes will require channel lining. If the channel is cut to rock but the full channel depth/width is not achieved, then the channel must be excavated to achieve the full channel depth and cross section.
- Item 7: Q - Since there will be utility relocations required, will the construction on this project begin next year?
A - No. It is the WVDEP's intent to issue a Notice to Proceed this year, and construction is expected to begin this year.
- Item 8: Q - How is access to the bottom for channel construction?
A - Construction access to the bottom of Channel A will be via Light Post Lane. All channel construction must be performed from within the construction limits as shown on the "Reclamation Plans". The construction limits are 35 feet wide in the area of Channel-A station 3+75. The existing guardrail will have to be temporarily removed and reused or replaced in this area for installation of the proposed 48" HDPE pipe which should provide adequate access. We realize construction limits are narrow. Construction limits are narrow to protect houses and homeowners on each side of the channel. Please keep the interests of the property owners in mind during construction in these confined areas.
- Item 9: Q - Does the access for the channel construction only follow the channel?
A - Yes.

DEP16192
Mallory (Gibson) Portals
Addendum #1

- Item 10: Q - Are the existing white plastic pipes observed in the residential area required to be replaced/relocated?
A - All existing plastic pipes encountered in the channel work in the small community of Mallory are to be worked around and shall remain in place and in service. The only pipes to be removed are labeled as such on the "Reclamation Plans".
- Item 11: Q - Where do the pipes mentioned above go?
A - We believe they are sewer lines. There is sanitary sewer in the area. However, the contractor is responsible to contact all utilities to locate their lines prior to construction.
- Item 12: Q - How should the ties used in the existing timber wall be disposed of?
A - The existing timber wall is to be undisturbed and remain in place. The design consultant believes the existing timber wall is not an integral part of the existing steel box culvert, which is to be removed and disposed of at an approved landfill. However, if any ties are encountered or uncovered, they must be disposed of in an environmentally acceptable manner, approved by the WVDEP.
- Item 13: Q - What is the depth of the channel/pipe where we are?
A - The plans indicate that the depth at Station 1+75 on sheet R1 and the profile shown on sheet P1 indicates approximately 6-7 feet below the road elevation.
- Item 14: Q - Is any work needed at the low water crossing (where we started driving up the hill)?
A - No.
- Item 15: Q - Do we need to hammer the rock in front of the portals where pipes need to be installed (in the vicinity of portals 35-42)?
A - Yes, if necessary to install the mine seals indicated on the plans.
- Item 16: Q - Does the rock need to be removed to the floor?
A - There are three (3) types of seals expected to be utilized on this project: 1) Dry Mine Seal-no, rock does not have to be removed; 2) Bat Gate Dry Mine Seal-no, but opening must be of sufficient size to install Bat Gates as illustrated on sheet no. D3 and D4 of the plans; 3) Bat Gate Wet Mine Seal-yes, rock must be removed to floor so that conveyance pipes may be installed at the lowest level to prevent pooling/impounding of water. Opening must be of sufficient size to install seals as illustrated in plans.
- Item 17: Q - Does the gas line relocation work have to be done by the gas company?
A - Yes, either by the gas company or their subcontractor.
- Item 18: Q - Is this where the 5,000 tons of stone goes?
A - The area in question is on sheets R4 and R5 (in the general area of Stations 18+00 to 20+00) where 2" steel and 6" steel gas lines cross the project access route. The plans call for relocation/burial of the 6" exposed line (in the same approx. location) and also specify a 2" thick layer of crusher run stone cover the 2" line prior to construction activities at this location. 5,000 tons of stone are not specified. Bid item 10.1 includes 545 tons of stone for bidding purposes. The number of tons actually used will be invoiced and paid for on a per ton basis.

DEP16192
Mallory (Gibson) Portals
Addendum #1

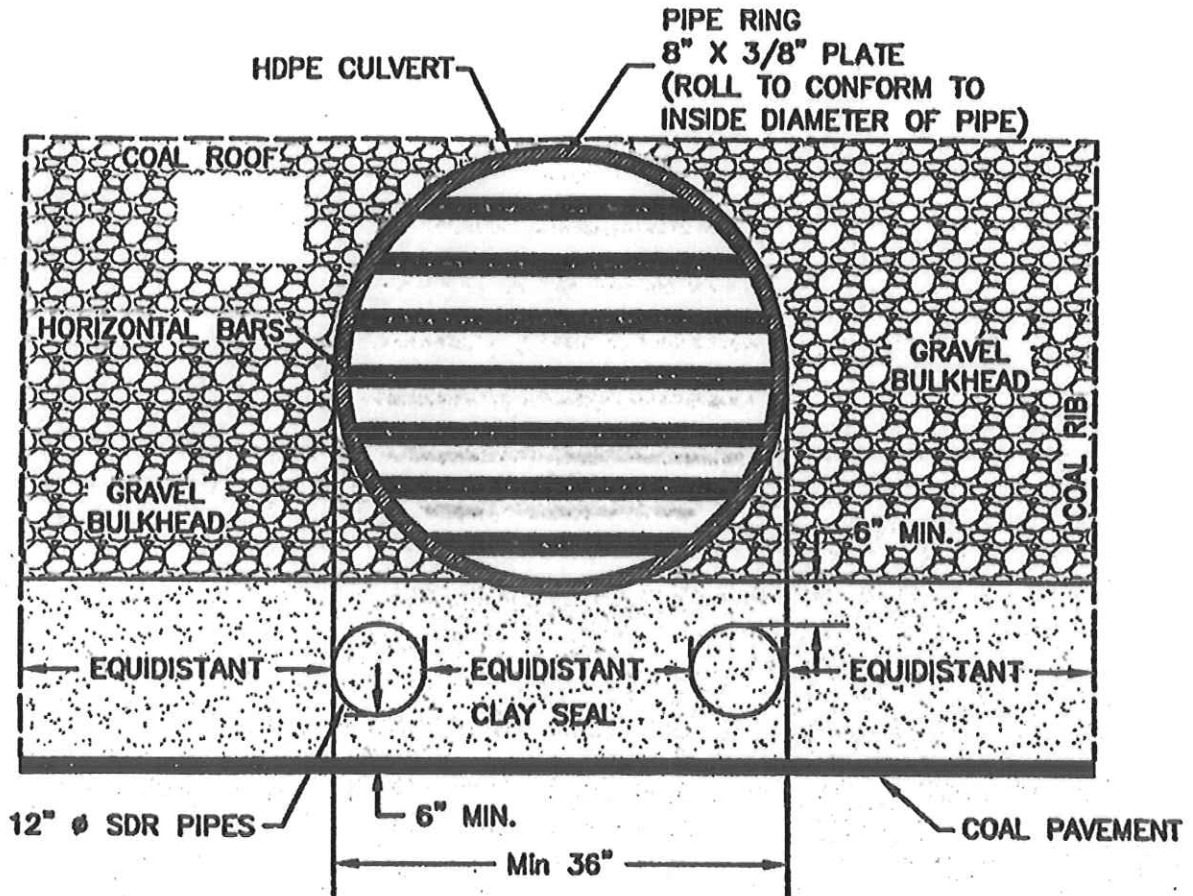
- Item 19: Q - Can trash be put in the portals.
A - No. The area in question was near portals 15 and 16. The existing trash and debris at that location must be disposed of at an approved landfill, per the notes on sheet R1.
- Item 20: Q - What is the width of the channel and construction limits width at the top of the channel (Station 9+82 on sheet R1)?
A - The top width of Channel-A on "Reclamation Plan" sheet R1 at station 9+50 where the channel breaks over the hill is 12 feet. The width of the construction limits at this station is 35 feet.
- Item 21: Q - Do both channels at the top drain into one channel?
A - Portal 15 on sheet R1 drains directly into channel A at station 9+82. Portal 14 drains into channel B, and then ties into channel A at station 9+71.
- Item 22: Q - Where is the grass lined ditch?
A - As shown on the channel chart on sheet D2, grass lined ditch (type 1) is specified from station 0+50 to station 1+00 on sheet R1, which is the last 50' of channel B.
- Item 23: Q - What is the vertical change in elevation?
A - The elevation change from the bench to Huff Creek is approximately 280 feet.
- Item 24: Q - Where can we waste the material from the ditches?
A - Ditch waste material (there should not be much) may be wasted in the soil borrow areas (illustrated on sheets R2, R4, R5, R6), backfilled in open (non draining) portals, and along the upper bench. Wasted areas to be approved in advance by the WVDEP.
- Item 25: Q - Do we need to backfill to the mine seal?
A - Most mine openings are recessed enough to permit the installation of a normal seal with a 2:1 cover slope. However, there are a number of portals where the proximity to the bench prohibits a 2:1 cover slope. In these cases, the cover slopes, pipes (if any), etc. will be adjusted accordingly. It should be noted that the great majority of the portals are dry and will receive a dry mine seal or bat gate, and therefore there will not be any discharge conveyance pipes.
- Item 26: Q - What type of ditches are to be constructed, and what are the dimensions?
A - Please refer to detail sheets D1 and D2 for all channel dimensions, etc.

DEP16192
Mallory (Gibson) Portals
Addendum #1

- Item 27: Statement - All channels are to be constructed as shown on the "Reclamation Plans" sheets R1 through R6, "Channel Profiles" sheets P1 and P2 and according to the "Channel Details" detail A/D2 on "Miscellaneous Details" sheet D2 and per the "Technical Specifications". All channel construction must be performed from within the construction limits as shown on the "Reclamation Plans". It is noted that working (construction) limits are tight with regard to construction in the residential portion of this project (channel construction, culvert installation, etc.). Construction limits are narrow to protect houses and homeowners. We realize this restricts access but the interests of the property owners must be maintained and preserved. We must operate responsibly and sensibly in this area.
- Item 28: Q - On drawing number D4, may an alternate bat gate design be used? (This drawing is not the standard WVDEP bat gate detail.)
A - The bat gate illustrated on D4 may be used. Alternately, our "standard" bat gate may be used (sample drawings attached as items 29, 30 and 31). There is no difference on the bid sheet.

DEP16192
Mallory (Gibson) Portals
Addendum #1

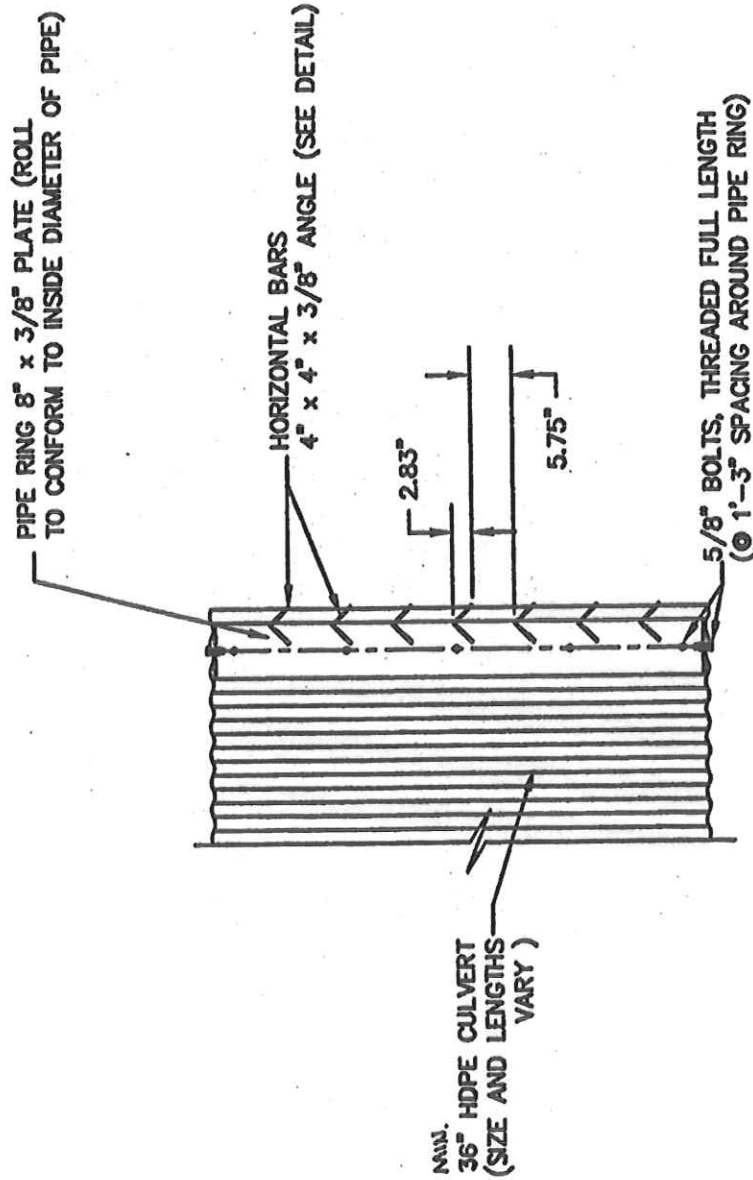
Item 29: The alternate bat gate detail shown below may be used, if desired, instead of the bat gate detail on sheet D4.



Note: For informational purposes only. Not to scale. (Shown with conveyance pipes.)

DEP16192
 Mallory (Gibson) Portals
 Addendum #1

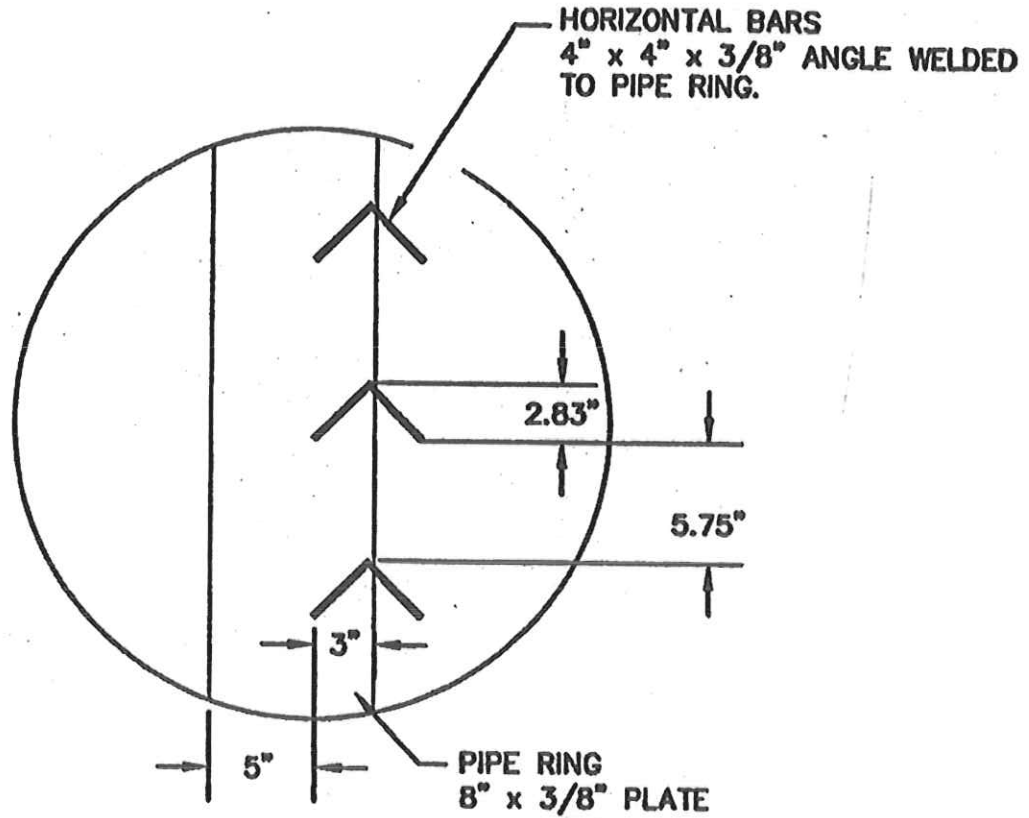
Item 30: The alternate bat gate detail shown below may be used, if desired, instead of the bat gate detail on sheet D4.



Note: For informational purposes only. Not to scale.

DEP16192
Mallory (Gibson) Portals
Addendum #1

Item 31: The alternate bat gate horizontal bar detail shown below may be used, if desired, instead of the bat gate horizontal bar detail on sheet D4.



Note: For informational purposes only. Not to scale.

REQUEST FOR QUOTATION NO. DEP16192

SIGN IN SHEET

Page 1 of 3

Mallory (Gibson) Portals

PLEASE PRINT

Date: May 1, 2013

* PLEASE BE SURE TO PRINT LEGIBLY - IF POSSIBLE, LEAVE A BUSINESS CARD

FIRM & REPRESENTATIVE NAME	MAILING ADDRESS	TELEPHONE & FAX NUMBERS
Company: <u>WISEMAN EXCAVATING</u> Rep: <u>Brad Wiseman</u> Email Address: _____	<u>Box 190 Liberty WV</u> <u>25124</u>	PHONE <u>304 586 3736</u> TOLL FREE FAX <u>304 586 3780</u>
Company: <u>BARNES EXC. INC.</u> Rep: <u>Robert Barnes</u> Email Address: <u>BARNES EXC@AOL.COM</u>	<u>P.O. Box 13384</u> <u>Sissonville</u> <u>WV 25360</u>	PHONE <u>304-984-1725</u> TOLL FREE FAX <u>304-984-0074</u>
Company: <u>GREEN MOUNTAIN COMPANY</u> Rep: <u>David H. Bowman</u> Email Address: <u>DH13722c@yahoo.com</u>	<u>511 50th ST</u> <u>CHARLESTON WV</u> <u>25304</u>	PHONE <u>304-925-0253</u> TOLL FREE FAX <u>304-925-9230</u>
Company: <u>CONGILL UP INC</u> Rep: <u>Bernie Stewart</u> Email Address: _____	<u>PO Box 243</u> <u>Simpson WV</u> <u>26435</u>	PHONE <u>304 739-4397</u> TOLL FREE FAX
Company: <u>Smith Bros Exc.</u> Rep: <u>Stanley Smith</u> Email Address: _____	<u>729 Highway 149</u> <u>MANCHESTER KY 40962</u>	PHONE <u>606-599-6726</u> TOLL FREE FAX <u>606-598-5670</u>

REQUEST FOR QUOTATION NO. DEP16192

SIGN IN SHEET

Page 2 of 3

Mallory (Gibson) Portals

PLEASE PRINT

Date: May 1, 2013

* PLEASE BE SURE TO PRINT LEGIBLY - IF POSSIBLE, LEAVE A BUSINESS CARD

FIRM & REPRESENTATIVE NAME	MAILING ADDRESS	TELEPHONE & FAX NUMBERS
Company: <u>Carpenter Reclamation</u> Rep: <u>Randy Carpenter</u> Email Address: <u>Rcarpen103@aol.com</u>	<u>PO BX 13015</u> <u>Sissonville, WV</u> <u>25360</u>	PHONE <u>304-984-1115</u> TOLL FREE FAX <u>984 2770</u>
Company: <u>HiTech COR.</u> Rep: <u>MARK MOSS</u> Email Address: <u>janet@hitechconstruction.com</u>	<u>PO 8601 So. Ches, WV 25303</u>	PHONE <u>304746-0050</u> TOLL FREE <u>8002336809</u> FAX <u>3047467452</u>
Company: <u>Breakaway Inc</u> Rep: <u>Doug Vincent</u> Email Address: <u>doug@breakawaywv.com</u>	<u>1075 Old Turnpike Rd</u> <u>Sutton WV 26041</u>	PHONE <u>765-5317</u> TOLL FREE FAX <u>765-5389</u>
Company: <u>EAGLE EXCAVATION INC.</u> Rep: <u>GEORGE FRESHOUR</u> Email Address: <u>NAVAE</u>	<u>P.O. BOX 218</u> <u>KENNA, WV</u> <u>25248</u>	PHONE <u>(304) 372-4378</u> TOLL FREE FAX <u>(304) 372-4378</u>
Company: <u>FOSTER SUPPLY</u> Rep: <u>DERICK SEARLS</u> Email Address: <u>dsearls@fostersupply.com</u>	<u>PO Box 488</u> <u>SCOTT DEPOT WV 25860</u>	PHONE <u>304-553-6565</u> TOLL FREE FAX <u>304-755-8280</u>

REQUEST FOR QUOTATION NO. DEP16192

SIGN IN SHEET

Page 3 of 3

Mallory (Gibson) Portals

PLEASE PRINT

Date: May 1, 2013

*** PLEASE BE SURE TO PRINT LEGIBLY - IF POSSIBLE, LEAVE A BUSINESS CARD**

FIRM & REPRESENTATIVE NAME	MAILING ADDRESS	TELEPHONE & FAX NUMBERS
Company: <u>Pierrelle Printing & Engraving Inc</u> Rep: <u>Tony Bradford</u> Email Address: _____	<u>P.O. Box 1290 Pierrelle WV 24874</u>	PHONE <u>304-732-8303</u> TOLL FREE FAX <u>304-732-7855</u>
Company: <u>TEASTRAIN Inc</u> Rep: <u>Ann Hanswiler</u> Email Address: <u>easternarrow@hotmail.com</u>	<u>P.O. Box 4108</u> <u>CHARLESTON WV 25314</u>	PHONE <u>304-414-0255</u> TOLL FREE FAX <u>0256</u>
Company: <u>Aspon</u> Rep: <u>PJ Brogan</u> Email Address: <u>PBrogan3550@gmail.com</u>	<u>2400 Ritter Dr</u> <u>Donicks WV 25832</u>	PHONE <u>304-763-4573</u> TOLL FREE FAX <u>304-763-4591</u>
Company: _____ Rep: _____ Email Address: _____	_____	PHONE _____ TOLL FREE FAX _____
Company: _____ Rep: _____ Email Address: _____	_____	PHONE _____ TOLL FREE FAX _____

ADDENDUM ACKNOWLEDGEMENT FORM
SOLICITATION NO.: DEP16192

Instructions: Please acknowledge receipt of all addenda issued with this solicitation by completing this addendum acknowledgment form. Check the box next to each addendum received and sign below. Failure to acknowledge addenda may result in bid disqualification.

Acknowledgment: I hereby acknowledge receipt of the following addenda and have made the necessary revisions to my proposal, plans and/or specification, etc.

Addendum Numbers Received:

(Check the box next to each addendum received)

- | | |
|---|--|
| <input type="checkbox"/> Addendum No. 1 | <input type="checkbox"/> Addendum No. 6 |
| <input type="checkbox"/> Addendum No. 2 | <input type="checkbox"/> Addendum No. 7 |
| <input type="checkbox"/> Addendum No. 3 | <input type="checkbox"/> Addendum No. 8 |
| <input type="checkbox"/> Addendum No. 4 | <input type="checkbox"/> Addendum No. 9 |
| <input type="checkbox"/> Addendum No. 5 | <input type="checkbox"/> Addendum No. 10 |

I understand that failure to confirm the receipt of addenda may be cause for rejection of this bid. I further understand that any verbal representation made or assumed to be made during any oral discussion held between Vendor’s representatives and any state personnel is not binding. Only the information issued in writing and added to the specifications by an official addendum is binding.

Company

Authorized Signature

Date

NOTE: This addendum acknowledgement should be submitted with the bid to expedite document processing.
Revised 6/8/2012