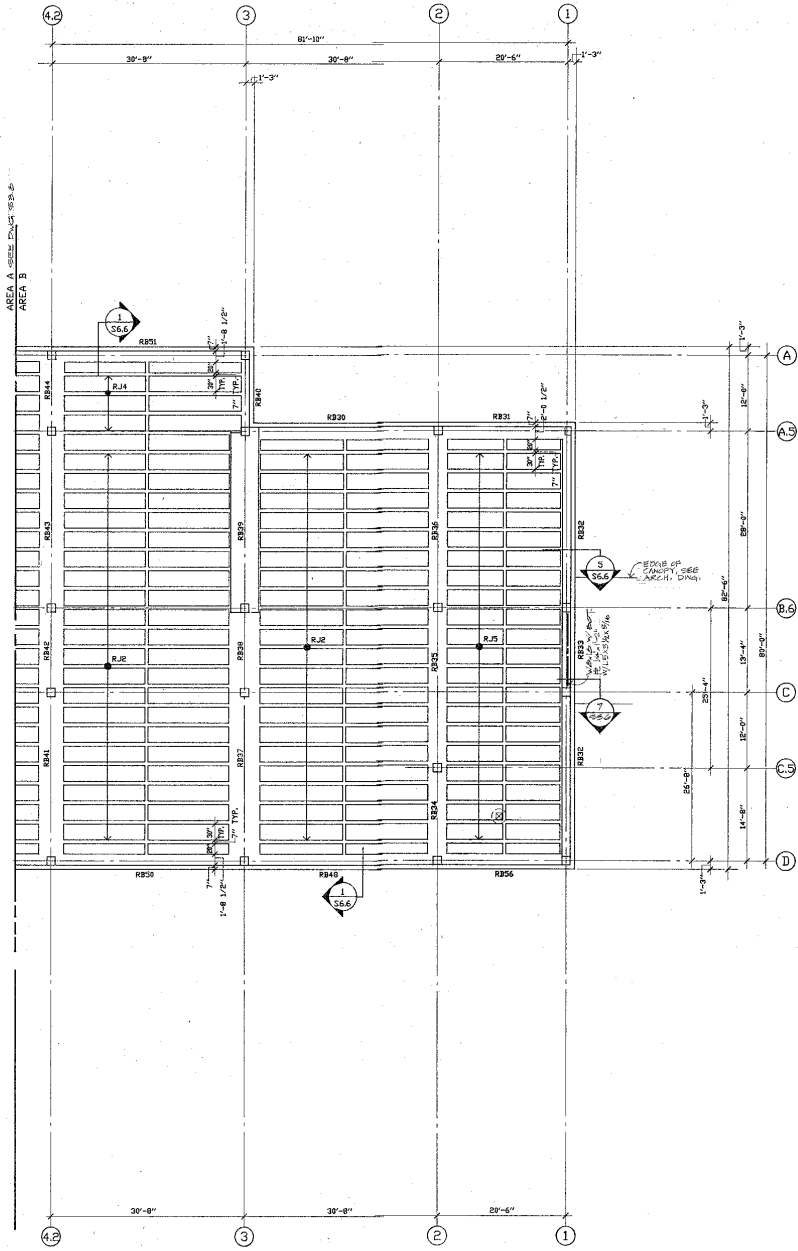


AREA A, ROOF FRAMING PLAN
1/8" = 1'-0"

- DESIGN LIVE LOAD: 30 PSF INCL SNOW.
- TOP OF SLAB AND BEAM ELEVATION IS 1'-8" EXCEPT AS SHOWN.
- INDICATES SLAB TOP REINFORCING, SEE SCHEDULE.
- REFERENCES: GENERAL STRUCTURAL NOTES ON DRAWING SO.1; BEAM SCHEDULE ON DRAWING ST.3, ST.4, AND ST.5; TOP REINFORCING SCHEDULE ON DRAWING ST.3; COLUMN SCHEDULE ON DRAWING ST.2.



AREA B, ROOF FRAMING PLAN
1/8" = 1'-0"


- DESIGN LIVE LOAD: 30 PSF INCL SNOW (SNOW DRIFTING BASED ON 30 PSF GROUND SNOW LOAD).
- TOP OF SLAB, JOIST, AND BEAM ELEVATION 1559'-8" EXCEPT AS SHOWN.
- TYPICAL JOIST CONSTRUCTION: 5" SLAB WITH 7" X 16" JOISTS 37" O.C. (CHECK NOTES, TAPERED BIRD AIR NOT SHOWN ON PLANS SEE JOIST SCHEDULE).
- JOIST SLAB REINFORCEMENT #3 @ 12" O.C. AT MID-DEPTH OF SLAB.
- REFERENCES: GENERAL STRUCTURAL NOTES ON DRAWING SO.1; BEAM SCHEDULE ON DRAWING ST.3, ST.4, AND ST.5; JOIST SCHEDULE ON DRAWING ST.5; COLUMN SCHEDULE ON DRAWING ST.2.

SAI SILLING ASSOCIATES, INC.
ARCHITECTS - PLANNERS
603 CAPITAL STREET - SUITE 200 - 2801 603
CHARLESTON, W. V. 25323 - (304) 346-6995

This drawing and all contents of it are the property of SILLING ASSOCIATES, INC. (SILLING). It is to be used only for the project and site for which it was prepared. Reproduction of this drawing without the written consent of SAI is prohibited.

ROSSER FABRAP

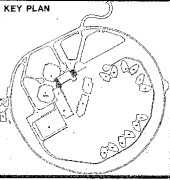
Rosser Fabrap International
Architects, engineers, and planners:
Atlanta, Savannah, Tampa, San Bernardino County
244 West Peachtree Street, NW
Atlanta, Georgia 30308 (404) 575-3800



REVISIONS

RECORD DRAWING 9-5-95

MOUNT OLIVE CORRECTIONAL COMPLEX
WEST VIRGINIA REGIONAL JAIL & CORRECTIONAL FACILITY AUTHORITY



DRAWING TITLE
ROOF FRAMING PLANS

AREAS A & B

DATE
DECEMBER 9, 1991

DRAWING NO.
S3.7