



State of West Virginia  
 Department of Administration  
 Purchasing Division  
 2019 Washington Street East  
 Post Office Box 50130  
 Charleston, WV 25305-0130

**Solicitation**

NUMBER
COR61525

PAGE
1

ADDRESS CORRESPONDENCE TO ATTENTION OF:
TARA LYLE 304-558-2544

VENDOR

RFQ COPY  
 TYPE NAME/ADDRESS HERE

SHIP TO

DIVISION OF CORRECTIONS  
 MT. OLIVE CORRECTIONAL  
 CENTER  
 1 MOUNTAINSIDE WAY  
 MT. OLIVE, WV  
 25185 304-442-7213

DATE PRINTED
10/12/2012

BID OPENING DATE: 10/24/2012 BID OPENING TIME 1:30PM

LINE	QUANTITY	UOP	CAT. NO.	ITEM NUMBER	UNIT PRICE	AMOUNT
0001	1	JB		910-66		
ADDENDUM NO. 1 SEE ATTACHED PAGES. END OF ADDENDUM NO. 1 ROOF REPLACEMENT						
***** THIS IS THE END OF RFQ COR61525 ***** TOTAL:						

SIGNATURE		TELEPHONE	DATE
TITLE	FEIN	ADDRESS CHANGES TO BE NOTED ABOVE	

WHEN RESPONDING TO SOLICITATION, INSERT NAME AND ADDRESS IN SPACE ABOVE LABELED 'VENDOR'

**SOLICITATION NUMBER: COR61525**  
**Addendum Number: 1**

---

The purpose of this addendum is to modify the solicitation identified as COR61525 ("Solicitation") to reflect the change(s) identified and described below.

**Applicable Addendum Category:**

- Modify bid opening date and time
- Modify specifications of product or service being sought
- Attachment of vendor questions and responses
- Attachment of pre-bid sign-in sheet
- Correction of error
- Other

**Description of Modification to Solicitation:**

To provide vendors questions and responses, mandatory pre-bid sign-in sheets, various drawing and a revised bid form.

**Additional Documentation:** Documentation related to this Addendum (if any) has been included herewith as Attachment A and is specifically incorporated herein by reference.

**Terms and Conditions:**

1. All provisions of the Solicitation and other addenda not modified herein shall remain in full force and effect.
2. Vendor should acknowledge receipt of all addenda issued for this Solicitation by completing an Addendum Acknowledgment, a copy of which is included herewith. Failure to acknowledge addenda may result in bid disqualification. The addendum acknowledgement should be submitted with the bid to expedite document processing.

ATTACHMENT AQuestions:

- Q1: Can the plans provided at the pre-bid be provided in electronic format? If so, can building elevation plans, structural plans and any plans showing lightning protection be provided as well?
- A1: Please see attached roof (Exhibit #1), roof structure (Exhibit #2), building elevation (Exhibit #3), and lightning protection drawings (Exhibit #4).
- Q2: Can roof material and insulation be stored on site?
- A2: Yes, there will be an area outside the perimeter fence for the contractor to store material.
- Q3: At the pre-bid meeting, it was discussed that all roofs had metal roof decks except for the kitchen and dining area which were concrete. Can this be verified?
- A3: Yes, that is correct.
- Q4: Can tools and equipment be stored in a lock box on the roof? Or do they need to be taken down daily?
- A4: At the pre-bid meeting, it was stated that tools and equipment have to be stored in a double locked container.
- Q5: At the pre-bid meeting, it was stated that ballast rock could be dumped on site. Can this be verified? Is it in an area outside the outer fence?
- A5: The ballast rock can be dumped on the property of the Facility. The ballast rock cannot be dumped in an area inside the Facility perimeter fence.
- Q6: Is the contractor responsible for providing portable toilets or will the site facilities be accessible?
- A6: As stated in the RFQ and during the pre-bid meeting, it will be the responsibility of the contractor to provide portable toilets for their workers.
- Q7: Each building has lightning protection on it. Will the lightning protection system require re-certification? Can lightning protection plans from original construction documents be provided?
- A7: Yes, the lightning protection system must be re-certified. Please see the attached original lightning protection system drawings (Exhibit #4) and lightning protection master label numbers (Exhibit #5).

- Q8: At the pre-bid meeting, concerns were raised regarding conduit that exists in the top flutes of the metal roof deck. There was talk that the project may change to include a full tear off of all insulation followed by the installation of one (1) layer of 3" and one (1) layer of 2" polyisocyanurate insulation. All layers of new insulation would be adhered with a non-asphaltic, low rise polyurethane adhesive. Can this be verified?
- A8: Due to the conduit fastened below the metal roof decking, all existing insulation on the roof will need to be removed. Contractor will be required to install one (1) layer of three (3") inch thick and one (1) layer of two (2") inch thick polyiso insulation.
- Q9: Razor wire is installed directly on top of the parapet wall in a few locations. Can the razor wire be removed by the prison's maintenance staff prior to roofing in these areas?
- A9: The DOC will not remove and re-install the existing razor wire.
- Q10: Is a 2 year maintenance bond required in addition to the 100% performance and payment bond?
- A10: As stated in the RFQ, the two year maintenance bond is required.
- Q11: Roofing of Area H will require employees and equipment inside the inner fence. Will a temporary fence be provided by the prison to permit this access?
- A11: The DOC will not provide a temporary fence.
- Q12: The only equipment / vehicle access, outside of the inner fence, to Area I is down a steep hill. The hill looks too steep to drive up and down. Can the prison provide a more gradual grade for accessing this area? Or will we be allowed inside the interior fence? If we are allowed inside the interior fence, will the prison provide temporary fence to permit our access to this area?
- A12: The DOC will not provide a more gradual grade for accessing the area around Building I. The DOC will coordinate with the contractor to get the necessary equipment so that the contractor can work on the roof. The DOC will not provide a temporary fence around Building I.
- Q13: The small "L" shaped roof section on area A&B (drawing A3.7) can only be accessed from inside the interior fence. Will a temporary fence be provided by the prison to permit this access?
- A13: The DOC will not provide a temporary fence around Buildings A and B.

- Q14: At the pre-bid meeting, there was some discussion about modifying the top of the existing parapet walls by installing plywood. This would allow for the installation of a gravel stop type flashing at the perimeter instead of a full coping. Can this be verified?
- A14: Please see attached detail on the wall and edging system (Exhibit #6).
- Q15: Will we be allowed to store gang boxes on the roof over night if they are secured?
- A15: At the pre-bid meeting, it was stated that tools and equipment have to be stored in a double locked container.
- Q16: There is a substantial amount of conduit on the underside of the metal decking, which will create electrical hazard/service interruptions during construction – please advise how this will be addressed with the current scope of work.
- A16: Due to the conduit fastened below the metal roof decking, all existing insulation on the roof will need to be removed. Contractor will be required to install one (1) lay of three (3”) inch and one (1) layer of two (2”) inch polyiso insulation
- Q17: Will it be acceptable to have a roll-off dumpster next to each building while we are working on it? It will stay overnight.
- A17: Lull or dumpster cannot be permitted inside the prison yard where inmates have access. They will be permitted behind each housing unit that there is security fencing that restricts the inmates from access to that area.
- Q18: Is it acceptable to work on more than one building at once?
- A18: Yes, the contractor can work on more than one building at a time as long as the Facility has multiple representatives to escort the contractor.
- Q19: Will there be a lay down or storage area for materials outside of the complex?
- A19: Yes, there will be an area outside the perimeter fence for the contractor to store material.
- Q20: Is it acceptable to leave a roof hoist on the roof overnight?
- A20: Yes, as long as the roof hoist is secured and locked at the end of each work day.
- Q21: Will the owner have a place to dispose of the ballast rock on-site?
- A21: The ballast rock can be dumped on the property of the Facility. The ballast rock cannot be dumped in an area inside the Facility perimeter fence.

- Q22: Are all scuppers, downspouts, and header boxes to be replaced?
- A22: Yes, replace all scuppers, downspouts, and header boxes.
- Q23: The existing lightening protection system, as is, is not certifiable. How will the extra work required to bring it to code be addressed?
- A23: It will be the contractor's responsibility to re-install the lightning protection system and re-certify the system.
- Q24: Where will gasoline and oil essential to the equipment used in construction be stored?
- A24: The gasoline and oil essentials for equipment must be stored outside the perimeter fence in a locked up container.
- Q25: Will the foreman on site be permitted to carry a cellphone for emergency calls only? If not please clarify our options for communications.
- A25: Cell phone service is very limited if any were the Facility is located. The foreman will not be permitted to carry a cell phone once inside the perimeter fence area. In the event of an emergency, the foreman can use the Facility's phone to make emergency calls.
- Q26: There is razor wire that is too close to the parapet wall to perform our work over the entry on the admin building. Will this be moved by the owner?
- A26: The DOC will not remove the razor wire that is attached to the admin building.
- Q27: Is it possible to have the owner open a ten foot area of razor wire? Perimeter access is needed to perform this work. This is only an issue on the visitation center.
- A27: There is a CMU wall that is on one portion of the visitation area which cannot be removed. There is an area on the interior section of the yard that equipment should be able to be placed for access on the roof. There is also and area inside the two perimeter fences that has limited access. The DOC will not remove the razor wire that goes around the top portion of the exterior walls in this area.
- Q28: Please clarify the detail of the wood installed on the typical parapet detail (board sizes and types).
- A28: Please see attached detail on the wall and edging system (Exhibit #6).

- Q29: Do the antennae on the tower perform critical functions to the operation of the jail? Can we move these for a few hours during construction?
- A29: Yes, the antennas are critical. Yes, the antennas can be removed for a few hours. The contractor must notify the DOC at least twenty four (24) hours in advance before the antennas can be removed. It will be the contractors responsibility to remove and reinstall the antennas on the roof.
- Q30: There was some discussion regarding the use of low rise foam insulation adhesive in lieu of fasteners, if this is the case, please confirm bead spacing requirements and plan for minimizing drippage through acoustical deck.
- A30: Install with 6" on center beading attachment on the entire roof area. Install tapered crickets to direct the flow of water to the scuppers and drains at one half (1/2") inch minimum sloped at one (1/2") inch per foot.
- Q31: Who is responsible for the removal and reinstallation of the razor wire fencing when it interferes with the roofing work?
- A31: The contractor will be responsible for any removal and reinstallation of razor wire fencing that may interfere with the roofing work.
- Q32: Is it possible to obtain an electronic copy of the drawings that were issued at the pre-bid meeting?
- A32: Please see attached roofing drawings (Exhibit #1). The drawings will be available on the Purchasing Bulletin in PDF format.
- Q33: Will roofing material be permitted to be stored on the roof or does all material need to be stored in a secure location on the ground?
- A33: All roofing materials must be stored in an area outside the perimeter fence at the Facility.
- Q34: Is it acceptable to work on multiple roof areas at one time? If so, how many will be permitted at once?
- A34: Yes, the contractor can work on more than one building at a time as long as the Facility has multiple representatives to escort the contractor.
- Q35: Does the facility wish to keep the existing gravel ballast on site or is the contractor responsible for the disposal of the gravel?
- A35: The ballast rock can be dumped on the property of the Facility. The ballast rock cannot be dumped in an area inside the Facility perimeter fence.

- Q36: Will a lull and/or dumpster be permitted within the prison yard? If they are permitted, do they need to be removed at the completion of each work day?
- A36: Lull or dumpster cannot be permitted inside the prison yard where inmates have access. They will be permitted behind each housing unit that there is security fencing that restricts the inmates from access to that area.
- Q37: Will Versico, Inc. be accepted as a state approved equal for the same roof system that is in the specification?
- A37: Verico, Inc. is acceptable as a state approved equal as long as it meets all of the requirements that are specified in the RFQ.
- Q38: The existing lightning protection system is adhered mostly to the top of the rubber membrane on the parapet. Because a metal coping is to be installed that is constructed of aluminum the copper cable, appurtenances, bases, air terminals cannot be used in accordance with the U/L96A regulations against dissimilar metals. Therefore, a complete aluminum perimeter system must be employed. Therefore, the questions are in light of the parapet now in aluminum coping, should we indeed remove the copper cable and go with an aluminum system in accordance with U/L 96A?
- A38: Coping will not be installed. Please see attached detail on the wall and edging system (Exhibit #6).
- Q39: The copper cable that is now on the mid section of the roof is adhered with pourable sealer. The adhesive bases obviously will be abandoned. It is possible to retain the copper cable but then bi-metallic clamps and connections would have to be employed everywhere.
- A39: Install the lightning protection system to the standards to be recertified.
- Q40: Often times it is more labor intensive and costly to try to retain center of the roof appurtenances, store them and put them back on than utilizing brand new cables. In the case of the Mt. Olive facility since the perimeter system will now have to be aluminum in accordance with U/L96A dictates we believe it makes sense to utilize all brand new items on the center of the roof as well with aluminum cable. Should we remove the entire system and return to The Department of Corrections for scrap value and employ a brand new system of aluminum components in conformance with U/L96A standards?
- A40: No, install the lightning protection system to the standards to be recertified.



**Lightning Protection Clarifications:**

- C1: The Roofing Contractor shall employ the services of a duly licensed and certified Lightning Protection Contractor for implementation of removal and reinstallation of the existing lightning protection systems.
- C2: The Lightning Protection Contractor shall be U/L Listed and LPI certified as a Master Installer/Designer with LPI number and West Virginia license number listed on the Roofers' bid form.
- C3: The Lightning Protection Contractor shall remove all roof-mounted existing lightning protection. The Lightning Protection Contractor shall flag existing down conductors and go over the preservation and re-flashing principles with the Roofing Contractor.
- C4: The aluminum cable and appurtenances removed from the roof shall remain property of the DOC. Items to be retained are bonding plates and units bases on HVAC equipment as long as they are in conformance with up-to-date UL/96A standards.
- C5: All cable, appurtenances, adhesive fasteners, air terminals, etc on the main roof shall be new and shall bear the UL Listing.
- C6: The existing down conductors shall be retained and reutilized in their entirety. It is the Roofer's responsibility to preserve and re-flash these down conductors.
- C7: The Lightning Protection Contractor shall submit catalog data on all equipment to be used and this project is aluminum components, Class I UL designations.
- C8: At completion of the work the Lighting Protection Contractor shall warrant the installation for a two (2) year period and submit certification that the installation meets the requirements of the National Fire Protection Association (NFPA) and the National Electric Code (NEC). The certification shall be signed by a duly certified member of the Lightning Protection Institute with the Master Installer/Designer designation. All prospective Lightning Protection Contractors shall be West Virginia Licensed.

**General Clarifications:**

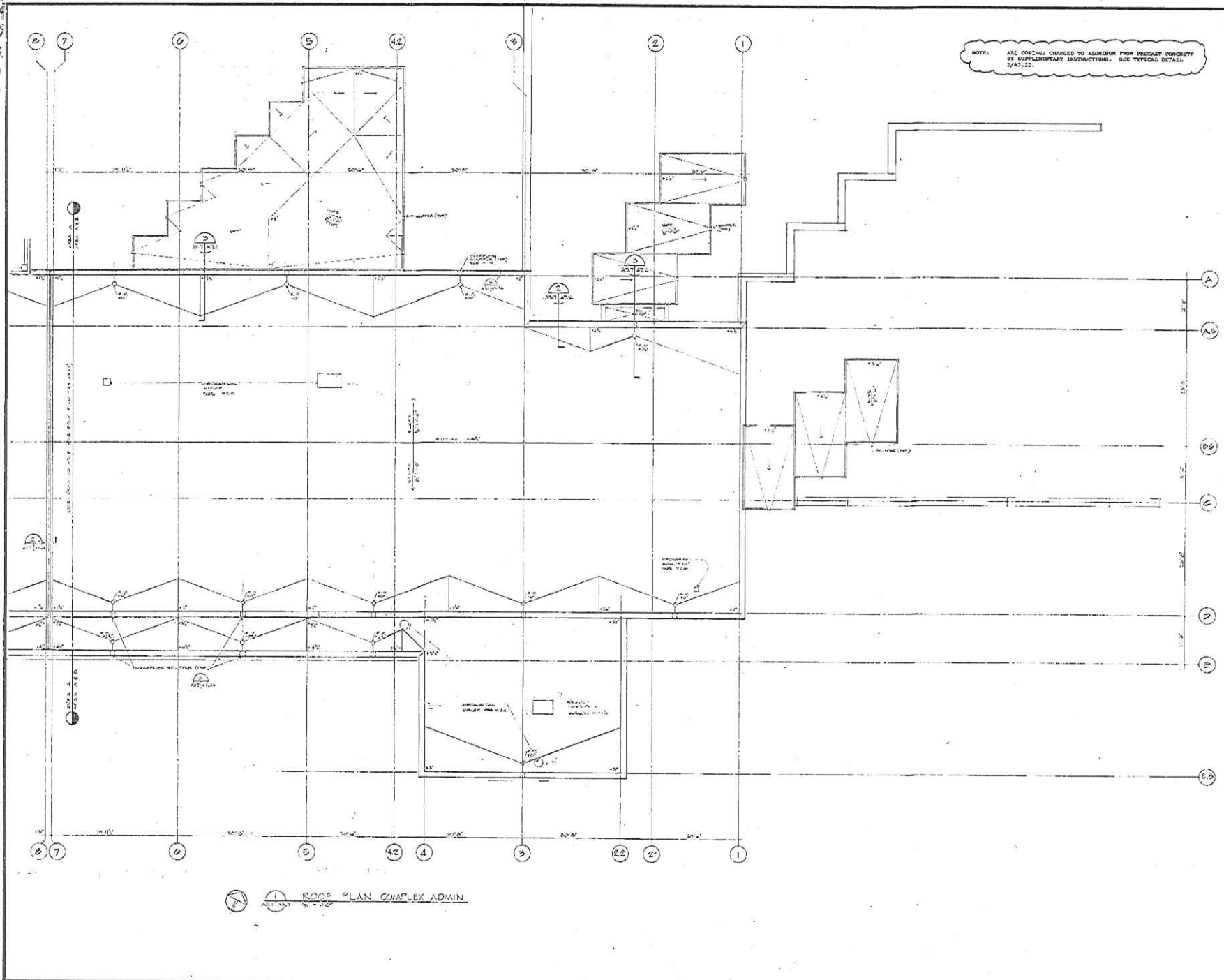
1. Install fully adhered polyiso insulation in two layers to eliminate thermal bridging.
2. The new roofing system must withstand winds up to seventy-two (72) miles per hour (MPH). Originally was fifty-five (55) MPH.
3. Provide manufacturer's twenty (20) year total system warranty covering both labor and material with no dollar limitations. The maximum wind speed coverage shall be peak gust of seventy-two (72) MPH measured at ten (10) meters above ground level.

4. When replacing the roofing system above the kitchen and dining buildings, the new roofing system must be installed to slope at least one-half (1/2") per foot toward drains and scuffers.
5. There is a revised bid form (Exhibit #7). It is recommended that the contractor use that bid form. If the contractor does not use the bid form in this package, they must break their bid down into the following breakdown. All bid pricing must be written in words and numbers. The basis of award will be issued to the lowest bidder on the "Contract Total Bid" meeting specifications:
  - a. Contract total bid.
  - b. Metal decking per square footage cost bid (if any).
6. Please see attached pre-bid sign-in sheet (Exhibit #8).
7. The bid opening has moved from October 17, 2012 to October 24, 2012. The bid opening time remains at 1:30 pm.

# EXHIBIT #1

## ROOFING DRAWINGS

000012



NOTE: ALL CRITICAL CHANGES TO ALUMINUM FROM PRECAST CONCRETE BY SUPPLEMENTARY INSTRUCTIONS - SEE TYPICAL DETAIL 7/A3.22.

**SAI** SAILING ASSOCIATES, INC.  
ARCHITECTS - PLANNERS  
408 CAPITOL STREET - SUITE 300 - OMAHA, NE 68102  
CHARLESTON, W. V. 25301 - 1286-0000

**ROSSER FABRAP**

Rosser Fabrap International  
Architects, Engineers, and Planners  
Atlanta, Pittsburgh, Dallas, San Bernardino County  
100 North Washington Street, Suite 1000  
Atlanta, Georgia 30308 and  
900 N. 10th St.  
Wichita, Kansas 67202

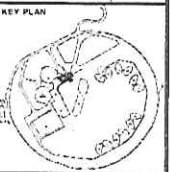


REVISIONS

RECORD DRAWING 9-5-95

**MOUNT OLIVE  
CORRECTIONAL COMPLEX**

WEST VIRGINIA REGIONAL JAIL & CORRECTIONAL FACILITY AUTHORITY



DRAWING TITLE  
ROOF PLAN,  
COMPLEX  
ADMINISTRATION  
AREA A & B

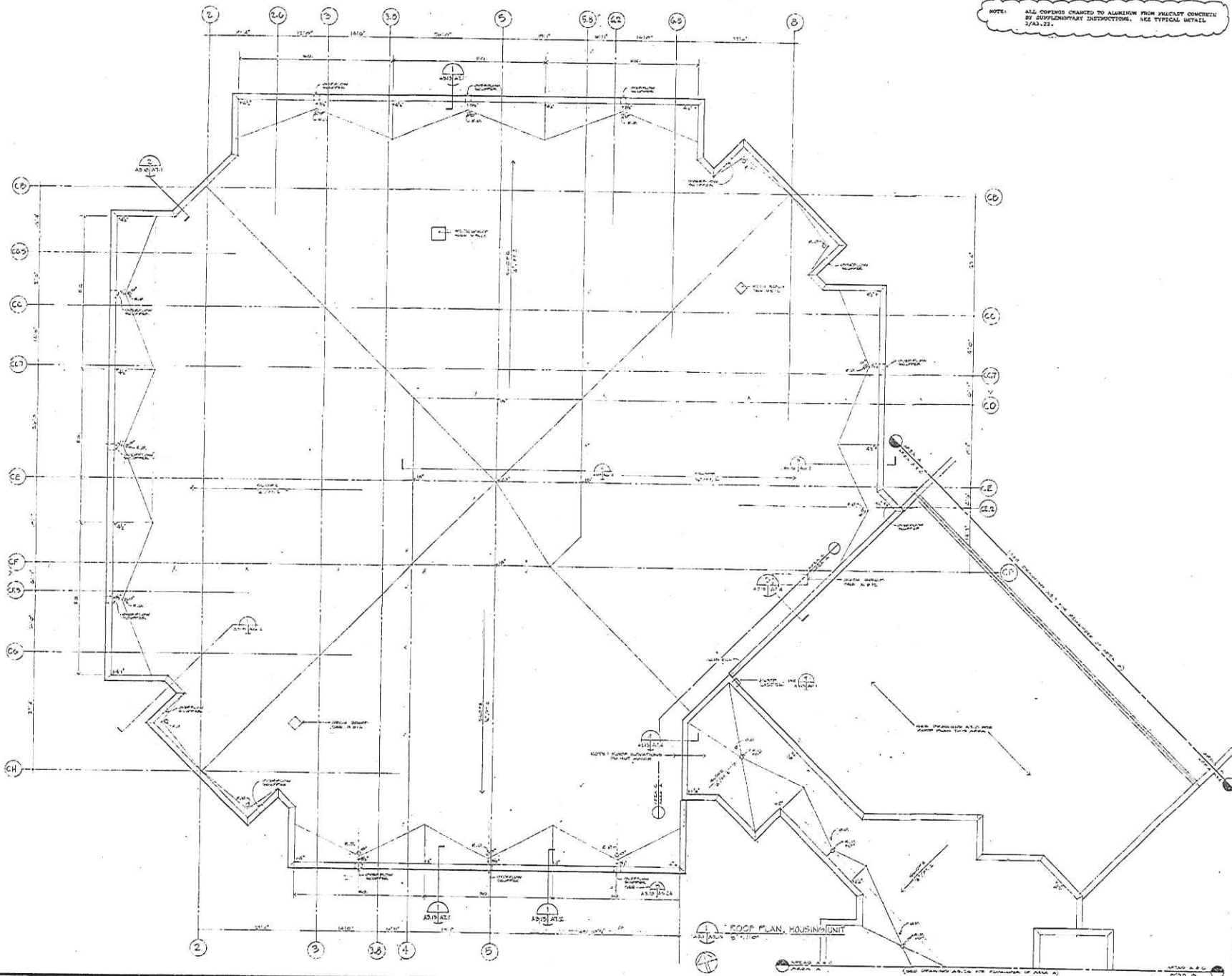
DATE  
12/9/91

DRAWING NO.  
**A3.7**

ROOF PLAN, COMPLEX ADMIN.

000013

NOTE: ALL OPENINGS CHANGED TO ALUMINUM FROM PRECAST CONCRETE BY SUPPLEMENTAL INSTRUMENTATION. SEE TYPICAL DETAIL 2/A3-22.



**SAI** SILLING ASSOCIATES, INC.  
ARCHITECTS - PLANNERS  
405 CAPITOL STREET, SUITE 200 - 204 RT  
CHARLESTON, W. V. 25327 - (304)366-9665

**ROSSER FABRAP**

Rosser Fabrap International  
ARCHITECTS, ENGINEERS, AND PLANNERS  
Atlanta, Tennessee, Tampa, San Jose, Costa Rica  
1110 West Park Drive, Suite 100  
Charleston, West Virginia 25302



REVISIONS

RECORD DRAWING 9-5-05

**MOUNT OLIVE  
CORRECTIONAL COMPLEX**  
WEST VIRGINIA REGIONAL JAIL & CORRECTIONAL FACILITY AUTHORITY



DRAWING TITLE  
ROOF PLAN, HOUSING UNIT

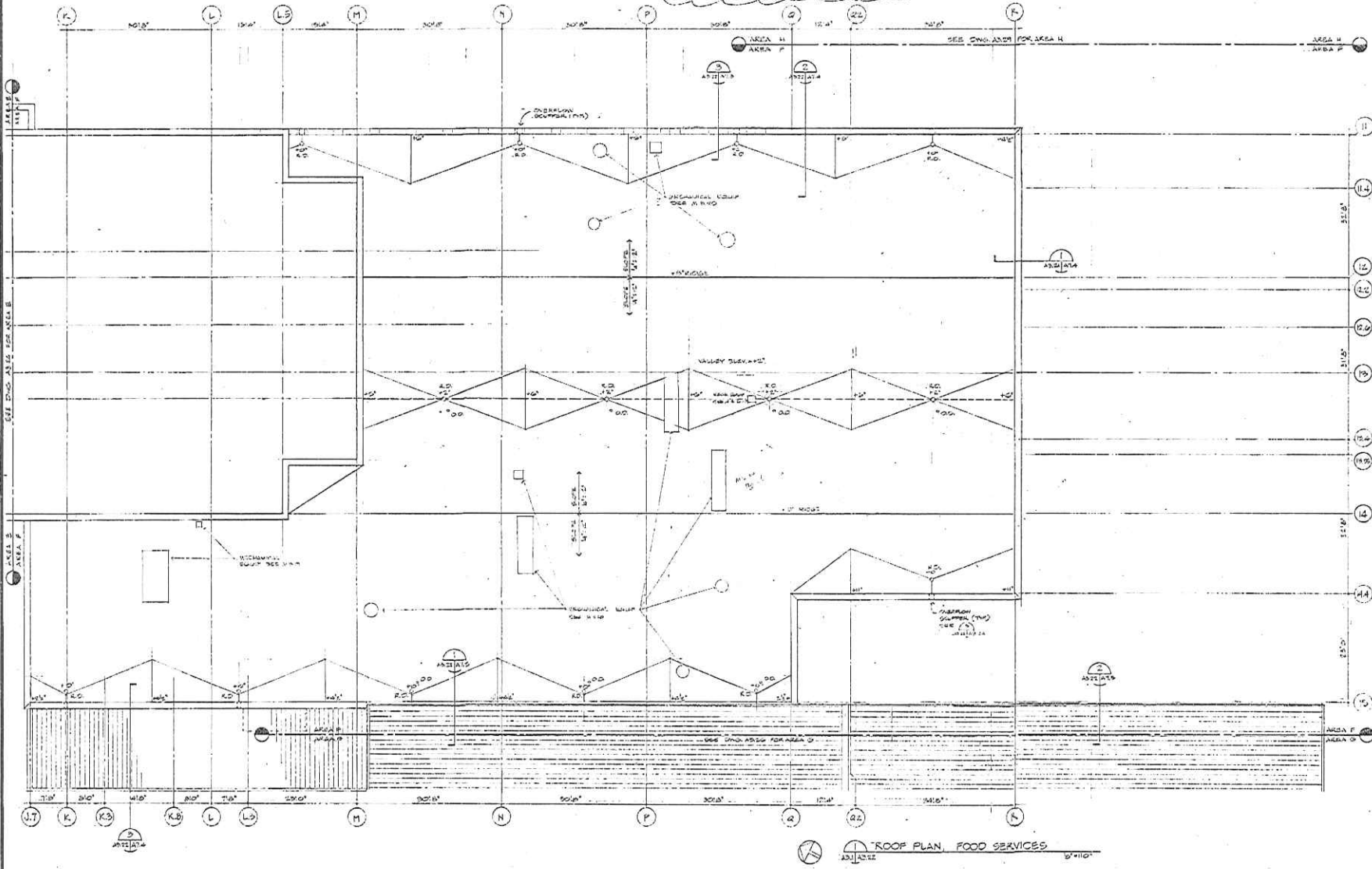
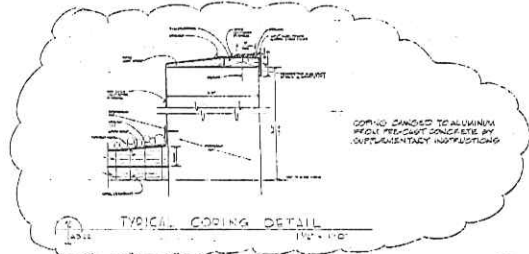
AREA A & C

DATE 12/9/91

DRAWING NO. **A3.13**

00001A

NOTE: ALL CORNERS CHANGED TO ALUMINUM FROM PRECAST CONCRETE BY SUPPLEMENTARY INSTRUCTIONS. SEE TYPICAL DETAIL.



SAI SHIUNG ASSOCIATES, INC.

ARCHITECTS - PLANNERS  
400 CAPITAL ST. 1111 - SUITE 200 - RICHMOND, VA 23219  
CHARLESTON, W. VA. 25301 - (703) 249-1000

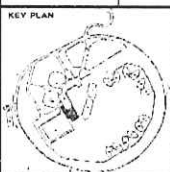
ROSSER FABRAP

Rosser Fabrap International  
ARCHITECTS - PLANNERS  
10000 W. 10TH AVENUE - SUITE 100 - DENVER, CO 80202  
TEL: (303) 751-1000 FAX: (303) 751-1001



REVISIONS  
RECORD DRAWING 9-5-95

MOUNT OLIVE  
CORRECTIONAL COMPLEX  
WEST VIRGINIA REGIONAL JAIL & CORRECTIONAL FACILITY AUTHORITY



DRAWING TITLE  
ROOF PLAN,  
FOOD SERVICES

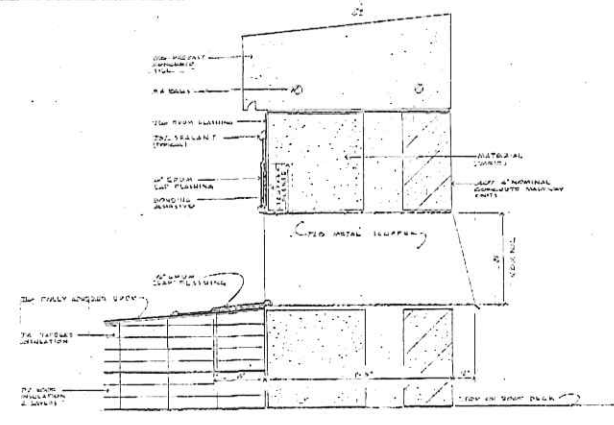
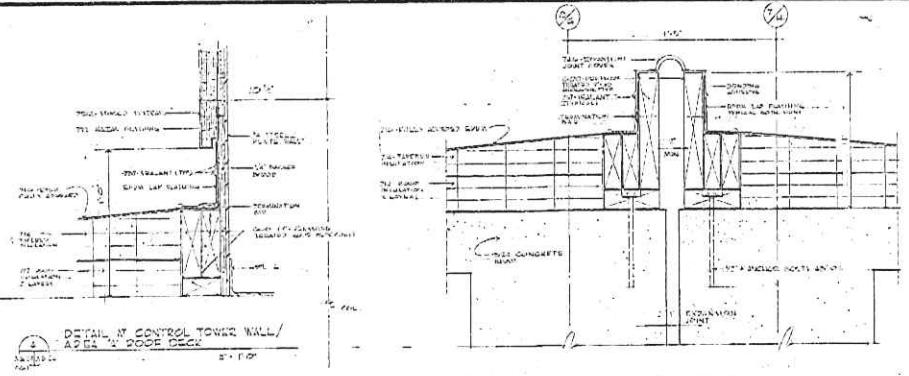
AREA F

DATE 12/19/91

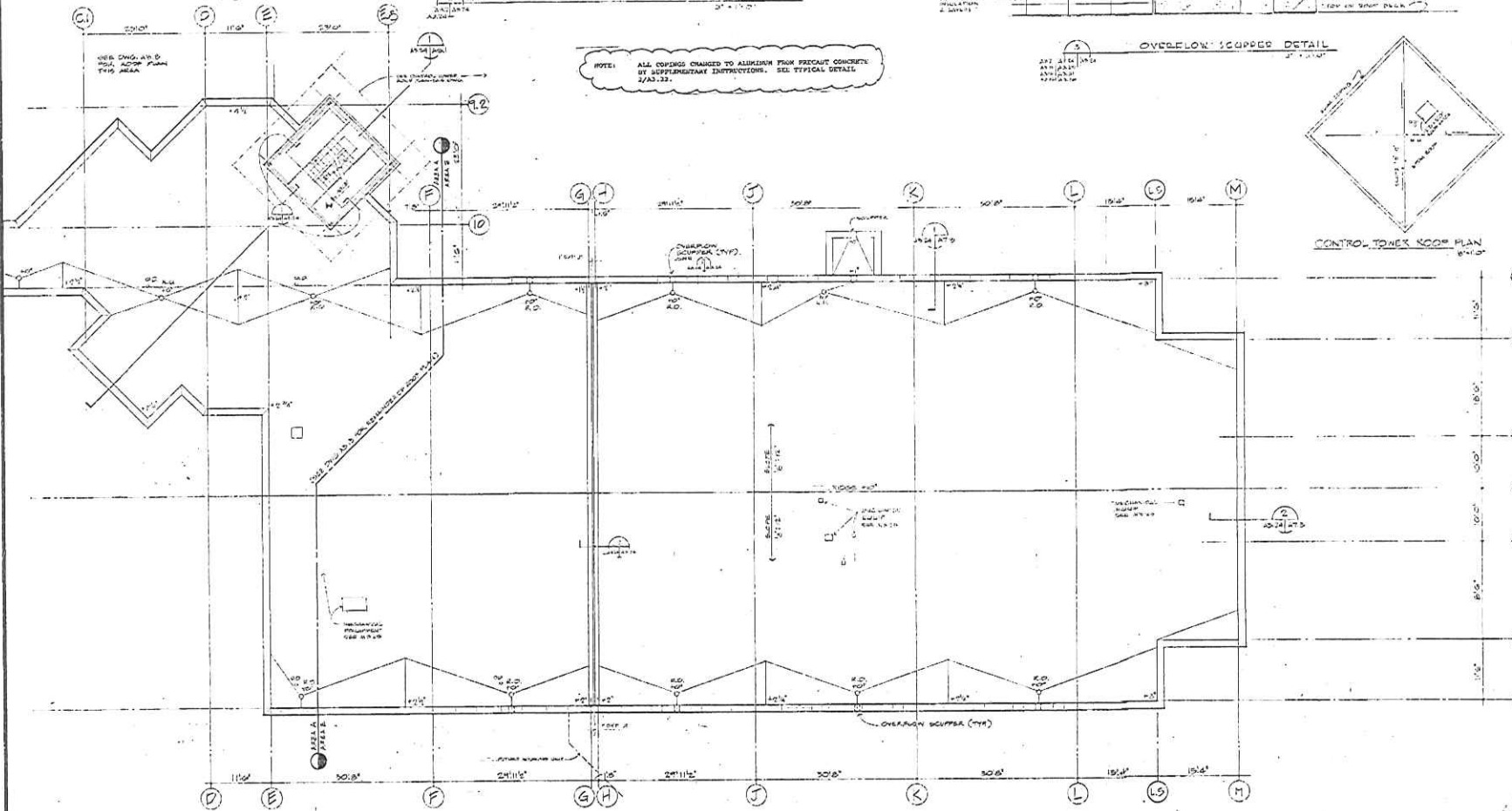
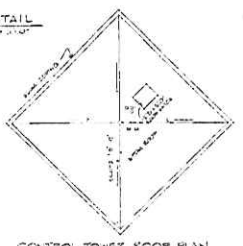
DRAWING NO. A3.22

ROOF PLAN, FOOD SERVICES  
SCALE 1/8" = 1'-0"

000045



NOTE: ALL COPINGS CHANGED TO ALUMINUM FROM PRECAST CONCRETE BY SUPPLEMENTARY INSTRUCTIONS. SEE TYPICAL DETAILS A3.24.23.



SAI SILLING ASSOCIATES, INC. ARCHITECTS - PLANNERS

ROSSER FABRAP

Rosser Fabrap International

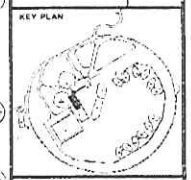
SEAL OF WEST VIRGINIA ARCHITECTS

REVISIONS

RECORD DRAWING 9-5-95

MOUNT OLIVE CORRECTIONAL COMPLEX

WEST VIRGINIA REGIONAL JAIL & CORRECTIONAL FACILITY AUTHORITY



DRAWING TITLE: ROOF PLAN, MENTAL HEALTH

AREA A & E

DATE: 12/9/91

DRAWING NO. A3.24

3/5

000018

NOTE: ALL COPINGS CHANGED TO ALUMINUM FROM PRECAST CONCRETE BY SUPPLEMENTARY INSTRUCTIONS. SEE TYPICAL DETAILS 2.03.22.

SAI SILLING ASSOCIATES, INC.

ARCHITECTS - PLANNERS  
400 CAPITOL STREET - SUITE 250 - 804 802  
CHARLOTTE, N.C. 28202 - 1-800-848-8888

They warrant and are responsible for the project in the way shown on the drawings. They shall not be responsible for any errors or omissions in the drawings or for any consequences arising therefrom.

ROSSER FABRAP

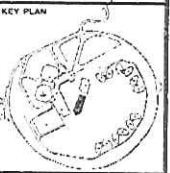
Rosser Fabrap International  
Architects, Engineers, and Planners  
11100 Woodloch Forest Lane, Suite 100  
Charlotte, NC 28226  
704.366.1800



REVISIONS

RECORD DRAWING 9-5-95

MOUNT OLIVE  
CORRECTIONAL COMPLEX  
WEST VIRGINIA REGIONAL JAIL & CORRECTIONAL FACILITY AUTHORITY

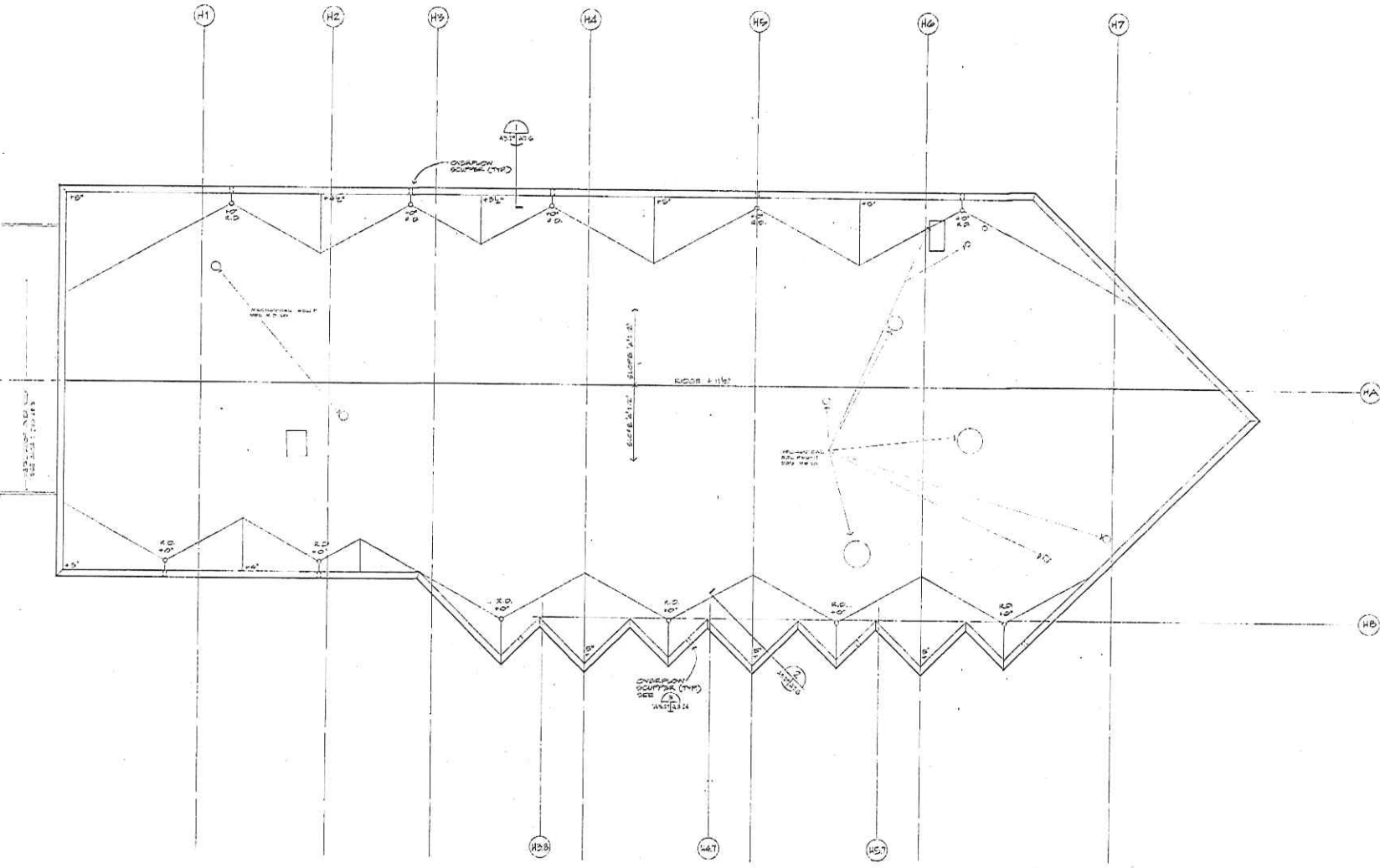


DRAWING TITLE  
ROOF PLANS  
ACADEMIC EDUCATION

AREA H

DATE  
12/9/93

DRAWING NO.  
A3.29



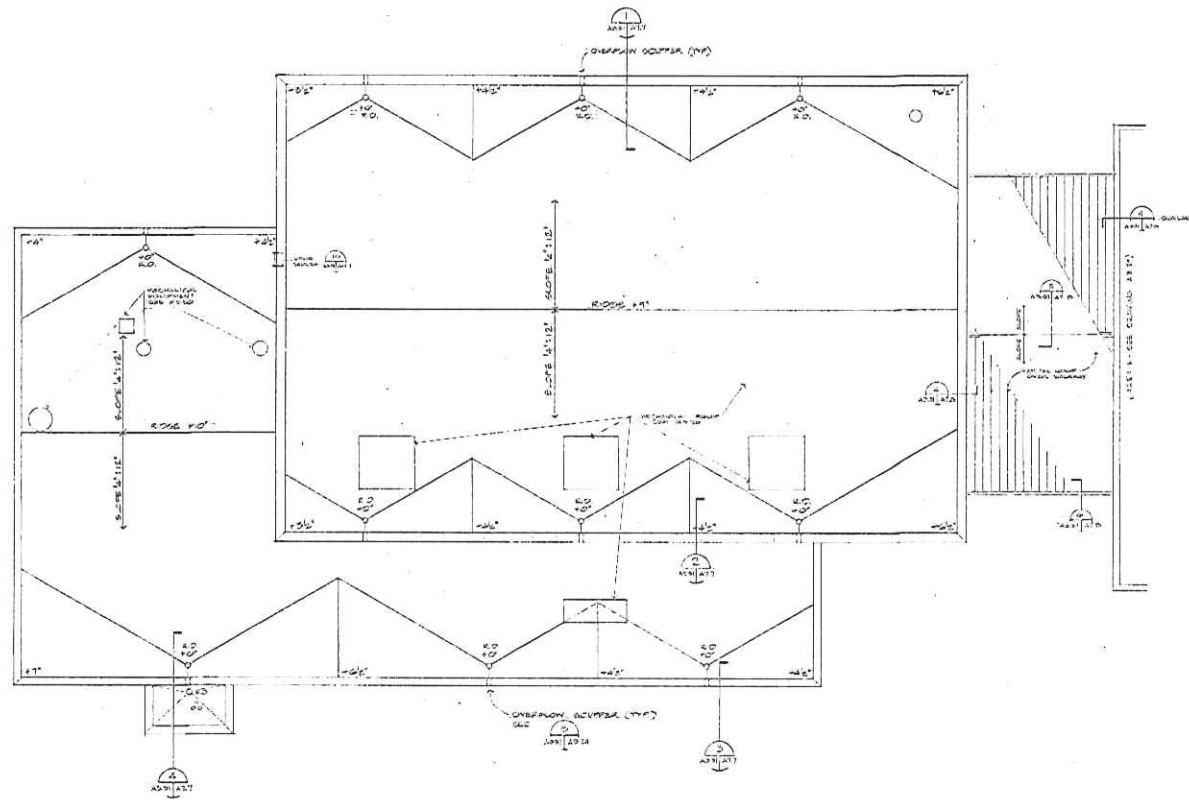
ROOF PLAN - ACADEMIC EDUCATION  
A3.29

1/8" = 1'-0"



000017

NOTE: ALL DIMENSIONS CHANGED TO ALUMINUM FROM PRECAST CONCRETE BY SUPPLEMENTARY INSTRUCTIONS. SEE TYPICAL DETAIL 2/A3.31.



1 ROOF PLAN - RECREATION CHAPEL  
A3.31

**SAI** SILLING ASSOCIATES, INC.  
ARCHITECTS - PLANNERS  
400 CAPITAL STREET, SUITE 200  
CHARLESTON, N.Y. 14024

**ROSSER FABRAP**

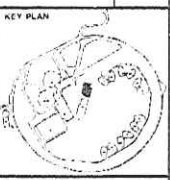
Rosser Fabrap International  
ARCHITECTS, ENGINEERS, AND PLANNERS  
10000 GARDEN TERRACE, SUITE 1000, GREENSBORO, N.C. 27409  
TEL: 703/850-1000 FAX: 703/850-1001



REVISIONS

RECORD DRAWING 9-5-95

**MOUNT OLIVE CORRECTIONAL COMPLEX**  
WEST VIRGINIA REGIONAL JAIL & CORRECTIONAL FACILITY AUTHORITY



DRAWING TITLE  
ROOF PLANS  
RECREATION, CHAPEL

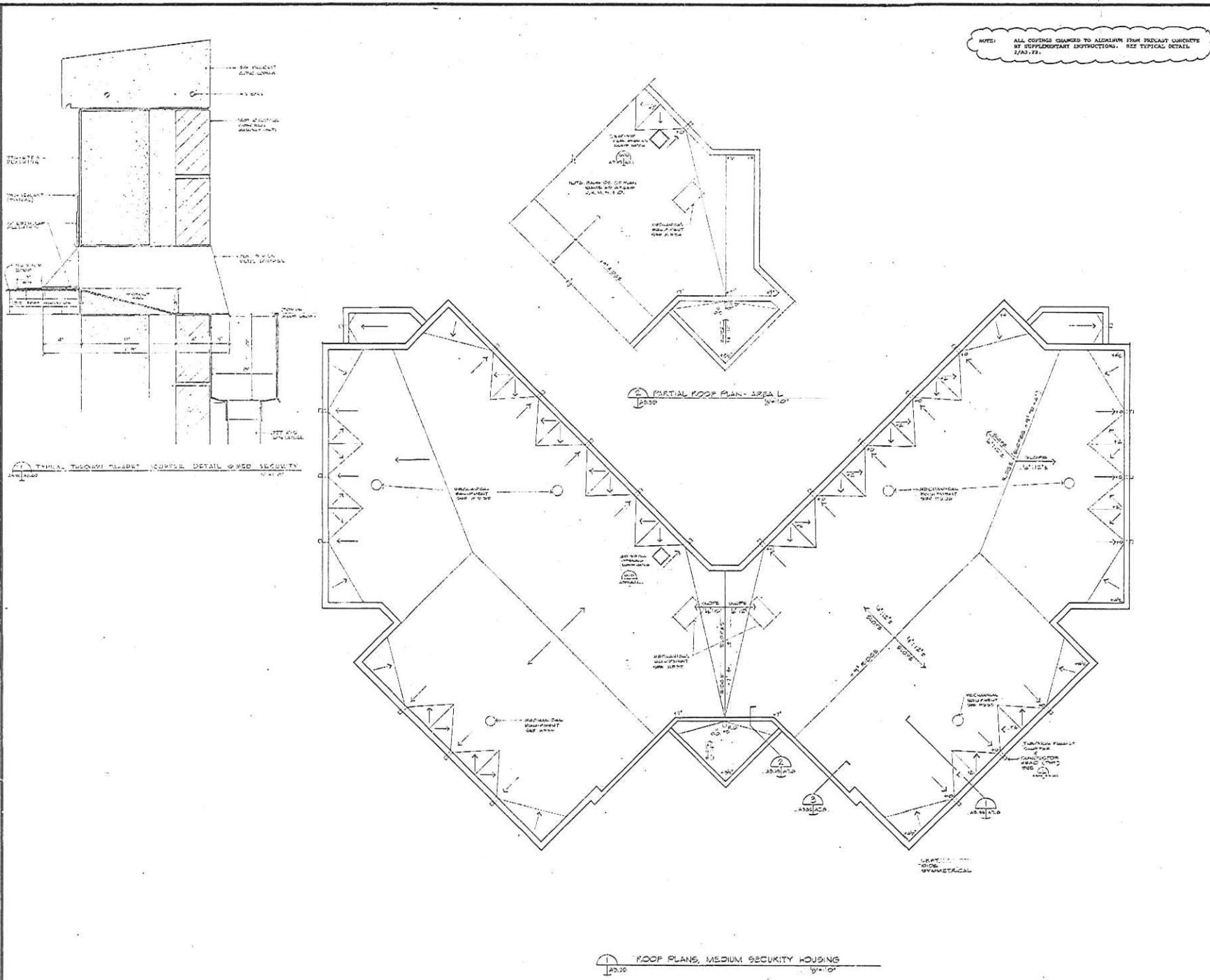
AREA 1

DATE 12/9/01

DRAWING NO.

A3.31

000018



NOTE: ALL COVERING CHANGED TO ALUMINUM FROM PRECAST CONCRETE BY SUPPLEMENTARY INSTRUCTIONS. SEE TYPICAL DETAIL 2/AD-121.

SAI SILLING ASSOCIATES, INC.  
ARCHITECTS - PLANNERS  
405 LAUREL STREET - SUITE 200 - OAK HILL  
CHAMBERSBURG, W. VA. 25822 - 336-3635

ROSSER FABRAP

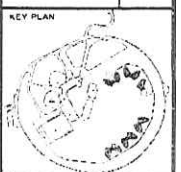
Rosser Fabrap International  
Architects, Engineers and Planners  
21401 Southpark Lane, Suite 200, Overland Park, KS 66209  
124 West Park Lane, Tulsa, OK 74106  
100 West 10th Street, Tulsa, OK 74103



REVISIONS

RECORD DRAWING 9-5-95

MOUNT OLIVE  
CORRECTIONAL COMPLEX  
WEST VIRGINIA REGIONAL JAIL & CORRECTIONAL FACILITY AUTHORITY



DRAWING TITLE  
ROOF PLANS,  
MEDIUM SECURITY  
HOUSING

AREAS J,K,L,M,N,O

DATE 12/9/91

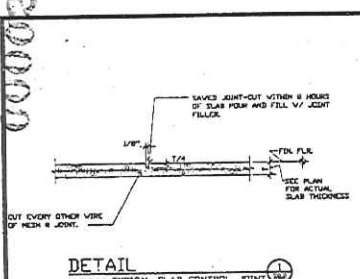
DRAWING NO. A3.35

ROOF PLANS, MEDIUM SECURITY HOUSING

# EXHIBIT #2

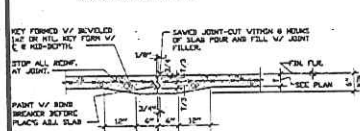
## ROOFING STRUCTURE DRAWINGS





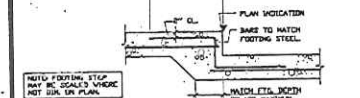
**DETAIL**  
NO SCALE TYPICAL SLAB CONTROL JOINT

1. PROVIDE TYPICAL JOINTS IN FRESH CONCRETE. EACH SIDE OF WALLS SLAB FLOOR THRU DOORWAYS.
2. PROVIDE A #4 BAR & 3/4" AT MID-DEPTH OF THE SLAB PERPENDICULAR TO JOINTS THAT TERMINATE AT A PERPENDICULAR JOINT.
3. THESE DETAILS APPLIED TO ALL SLABS ON GRADE WITH A THICKNESS OF 3" OR LESS.

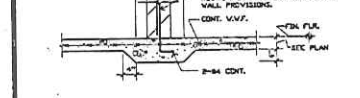


**DETAIL**  
NO SCALE TYPICAL DOVEELED SLAB CONTROL JOINT

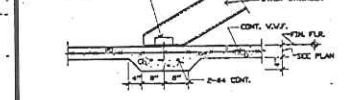
1. THIS DETAIL APPLIES TO ALL SLABS ON GRADE WITH A THICKNESS OF 4" OR LARGER.



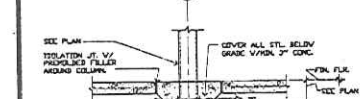
**DETAIL**  
NO SCALE TYPICAL KEYED CONST. JOINT



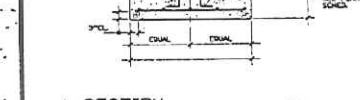
**DETAIL**  
NO SCALE TYPICAL THICKENED SLAB



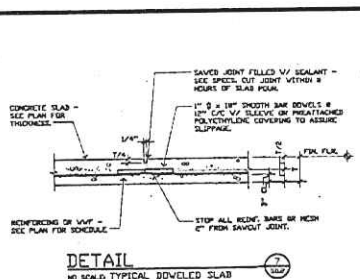
**SECTION**  
NO SCALE



**SECTION**  
NO SCALE

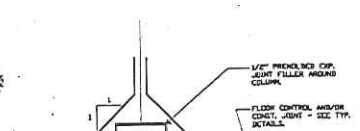


**SECTION**  
NO SCALE TYP. SPREAD FTG. W/ PIER

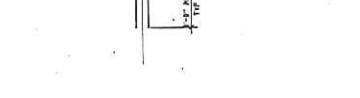


**DETAIL**  
NO SCALE TYPICAL DOVEELED SLAB CONTROL JOINT

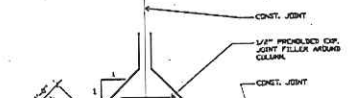
1. THIS DETAIL APPLIES TO ALL SLABS ON GRADE WITH A THICKNESS OF 4" OR LARGER.



**DETAIL**  
NO SCALE TYP. KEYED CONST. JOINT



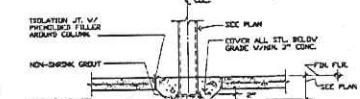
**DETAIL**  
NO SCALE TYPICAL THICKENED SLAB



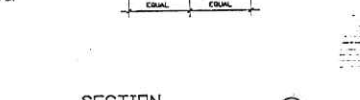
**DETAIL**  
NO SCALE TYP. CONSTRUCTION JOINTS IN SLAB ON GRADE AT CONC. COLUMNS.



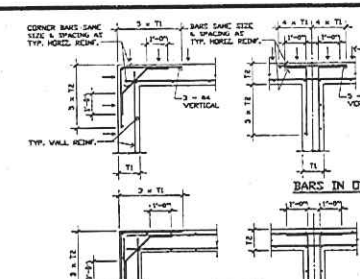
**DETAIL**  
NO SCALE TYP. CONSTRUCTION JOINTS IN SLAB ON GRADE AT CONC. COLUMNS.



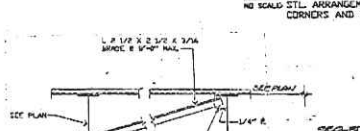
**DETAIL**  
NO SCALE TYP. CONSTRUCTION JOINTS IN SLAB ON GRADE AT CONC. COLUMNS.



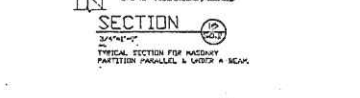
**DETAIL**  
NO SCALE TYP. CONSTRUCTION JOINTS IN SLAB ON GRADE AT CONC. COLUMNS.



**DETAIL**  
BARS IN ONE FACE



**DETAIL**  
BARS IN BOTH FACES



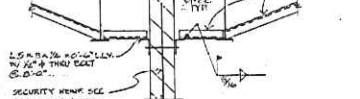
**SECTION**  
NO SCALE




**SECTION**  
NO SCALE



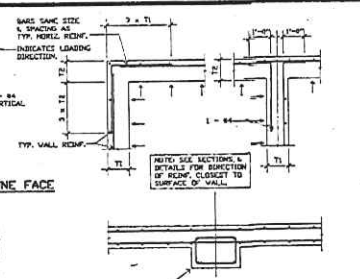
**SECTION**  
NO SCALE



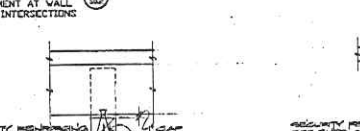
**SECTION**  
NO SCALE



**SECTION**  
NO SCALE



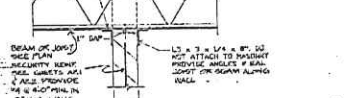
**DETAIL**  
BARS IN ONE FACE




**DETAIL**  
BARS IN BOTH FACES




**SECTION**  
NO SCALE



**SECTION**  
NO SCALE



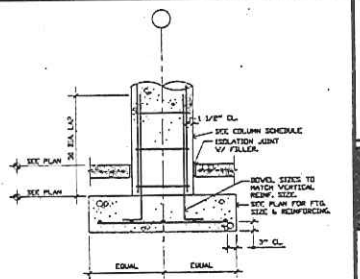
**SECTION**  
NO SCALE



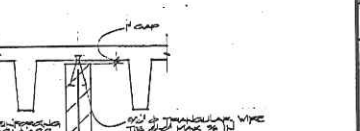
**SECTION**  
NO SCALE



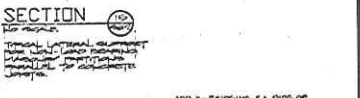
**SECTION**  
NO SCALE



**SECTION**  
NO SCALE



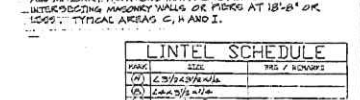
**SECTION**  
NO SCALE



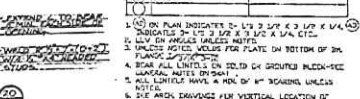
**SECTION**  
NO SCALE




**SECTION**  
NO SCALE



**SECTION**  
NO SCALE



**SECTION**  
NO SCALE



**SECTION**  
NO SCALE

**TYPICAL SUPPORT OF CONCENTRATED LOADS NOT AT JOIST PANEL POINTS**

1. CONCENTRATED LOADS NOT AT JOIST PANEL POINTS WHERE POSSIBLE, VIEW PANEL POINT IS NOT ACCEPTABLE SUPPORT LOAD AT SHOWN.
2. ALL WELDS TO JOIST IS TO BE DONE WITH CARE AS NOT TO IMPAIR THE STRENGTH OF THE JOIST.

**TYPICAL LATERAL SUPPORT FOR MASONRY PARTITIONS PARALLEL TO BEAMS, LATERAL SUPPORT REQUIRED AT TOP OF ALL MASONRY PARTITIONS THAT ARE NOT BRACED BY INTERSECTING MASONRY WALLS OR PIERS AT 12'-0" OR LESS. TYPICAL AREA G, H AND I.**

**TYPICAL LATERAL SUPPORT FOR MASONRY PARTITIONS PARALLEL TO JOIST. LATERAL SUPPORT REQUIRED AT TOP OF ALL MASONRY PARTITIONS THAT ARE NOT BRACED BY INTERSECTING MASONRY WALLS OR PIERS AT 12'-0" OR LESS. TYPICAL AREAS G, H AND I.**

LINTEL SCHEDULE		
MARK	SIZE	TRG / SCHEDULE
(A)	1/2" x 1/2" x 1/2"	
(B)	3/4" x 3/4" x 3/4"	
(C)	1" x 1" x 1"	
(D)	1 1/2" x 1 1/2" x 1 1/2"	
(E)	2" x 2" x 2"	
(F)	2 1/2" x 2 1/2" x 2 1/2"	
(G)	3" x 3" x 3"	
(H)	3 1/2" x 3 1/2" x 3 1/2"	
(I)	4" x 4" x 4"	
(J)	4 1/2" x 4 1/2" x 4 1/2"	
(K)	5" x 5" x 5"	
(L)	5 1/2" x 5 1/2" x 5 1/2"	
(M)	6" x 6" x 6"	
(N)	6 1/2" x 6 1/2" x 6 1/2"	
(O)	7" x 7" x 7"	
(P)	7 1/2" x 7 1/2" x 7 1/2"	
(Q)	8" x 8" x 8"	
(R)	8 1/2" x 8 1/2" x 8 1/2"	
(S)	9" x 9" x 9"	
(T)	9 1/2" x 9 1/2" x 9 1/2"	
(U)	10" x 10" x 10"	
(V)	10 1/2" x 10 1/2" x 10 1/2"	
(W)	11" x 11" x 11"	
(X)	11 1/2" x 11 1/2" x 11 1/2"	
(Y)	12" x 12" x 12"	
(Z)	12 1/2" x 12 1/2" x 12 1/2"	

**SAI SILING ASSOCIATES, INC.**  
ARCHITECTS - PLANNERS  
100 GUYTON STREET - SUITE 200 - ROY WOOD CHARLESTON, W. V. 25379 - (304) 266-8888

**ROSSER FABRAP**

Rosser Fabrap International  
Architects, Engineers, Planners  
Atlanta, Savannah, Tampa, San Bernardino, County  
123 West Park Drive - Suite 100 - Atlanta, Georgia 30308  
(404) 478-1800

SAI SILING ASSOCIATES, INC.  
STATE OF WEST VIRGINIA  
REGISTERED ARCHITECT  
No. 10248  
K. J. SILING  
340  
WEST VIRGINIA ARCHITECTS

REVISIONS

RECORD DRAWING 9-S-95

**MOUNT OLIVE CORRECTIONAL COMPLEX**  
WEST VIRGINIA REGIONAL JAIL & CORRECTIONAL FACILITY AUTHORITY

KEY PLAN

DRAWING TITLE  
TYPICAL DETAILS

DRAWING TITLE

DRAWING TITLE

DRAWING TITLE

DRAWING TITLE

DRAWING TITLE

DRAWING TITLE

DRAWING TITLE

DRAWING TITLE

DRAWING TITLE

DRAWING TITLE

DRAWING TITLE

DRAWING TITLE

DRAWING TITLE

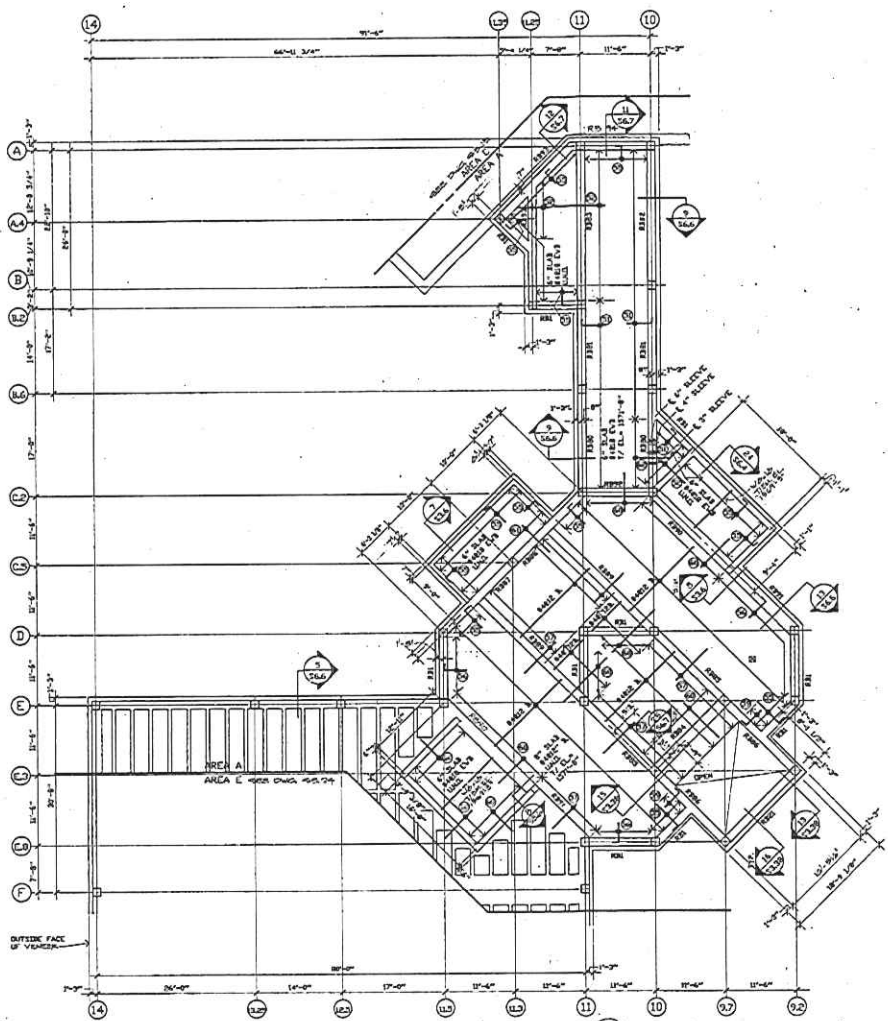
DRAWING TITLE

NOTES:  
FOR VERTICAL WELDS INCLUDED IN THE SITE DEVELOPMENT PHASE II AND REVISIONS, CONTACT THE SPECIFICATIONS AND DRAWING NO. 302, SECTION 1.1.1.4 AND NOTES.

FOR STRUCTURAL WELDS INCLUDED IN THIS CONTRACT, SEE THE SPECIFICATIONS AND DRAWING NO. 302, SECTION 1.1.1.4 AND NOTES.

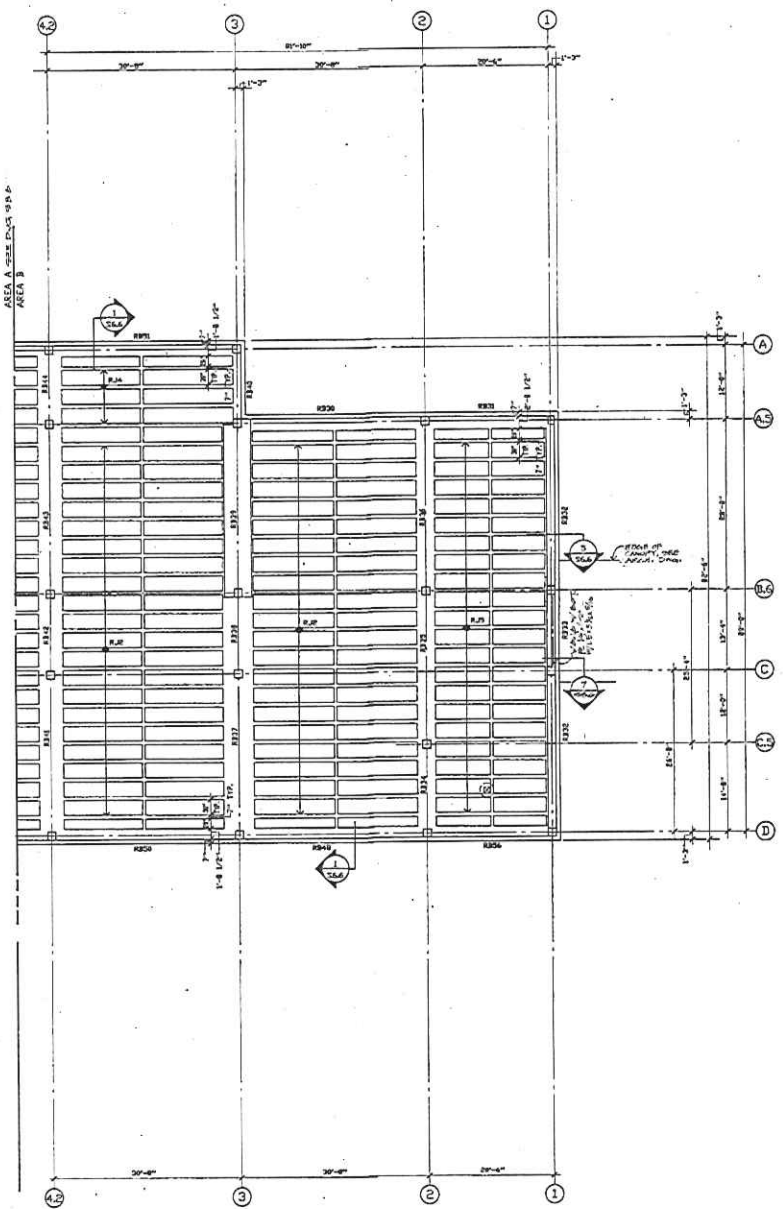
DATE: DECEMBER 9, 1991

DRAWING NO. S0.2



AREA A, ROOF FRAMING PLAN

1. DESIGN LIVE LOAD: 20 PSF INCL. SNOW.
2. TOP OF SLAB AND BEAM ELEVATION 1271'-8" EXCEPT AS SHOWN.
3. O INDICATES BEAM TOP INTERSECTION, SEE SCHEDULE.
4. REFERENCES: GENERAL STRUCTURAL NOTES ON DRAWING 90-1, BEAM SCHEDULES ON DRAWING 97-2, 97-4, AND 97-5, TOP REINFORCEMENT SCHEDULE ON DRAWING 97-3, COLUMN SCHEDULES ON DRAWING 97-2.



AREA B, ROOF FRAMING PLAN

1. DESIGN LIVE LOAD: 20 PSF INCL. SNOW EXCEPT WHERE SHOWN.
2. TOP OF SLAB, JOIST, AND BEAM ELEVATION 1259'-8" EXCEPT AS SHOWN.
3. TYPICAL JOIST CONSTRUCTION: 8" SLAB WITH 1" X 16" JOISTS 11" C/C. DIMENSIONS NOTED. TAPERED ENDS ALLOW NOT SHOWN ON PLANS, SEE JOIST SCHEDULE.
4. JOIST PLAN REINFORCEMENT IS #11 E.V. AT MID-SPAN OF SLAB.
5. REFERENCES: GENERAL STRUCTURAL NOTES ON DRAWING 90-1, BEAM SCHEDULES ON DRAWING 97-2, 97-4, AND 97-5, JOIST SCHEDULES ON DRAWING 97-3, COLUMN SCHEDULES ON DRAWING 97-2.

**SAI** SILLING ASSOCIATES, INC.  
 ARCHITECTS - PLANNERS  
 408 CAPITOL STREET, SUITE 200 • 604 6th  
 CHARLESTON, W. V. 25302 • (304) 766-0800

**ROSSER FABRAP**

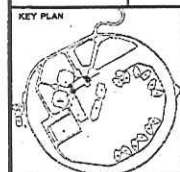
Rosser Fabrap International  
 Architects, engineers, and planners  
 Atlanta, Kansas, Tampa, San Bernardino County  
 200 West Main Street, Suite 200  
 Atlanta, Georgia 30303 (404) 525-1000



REVISIONS

RECORD DRAWING 9-5-95

**MOUNT OLIVE  
 CORRECTIONAL COMPLEX**  
 WEST VIRGINIA REGIONAL JAIL & CORRECTIONAL FACILITY AUTHORITY



DRAWING TITLE  
 ROOF FRAMING PLANS

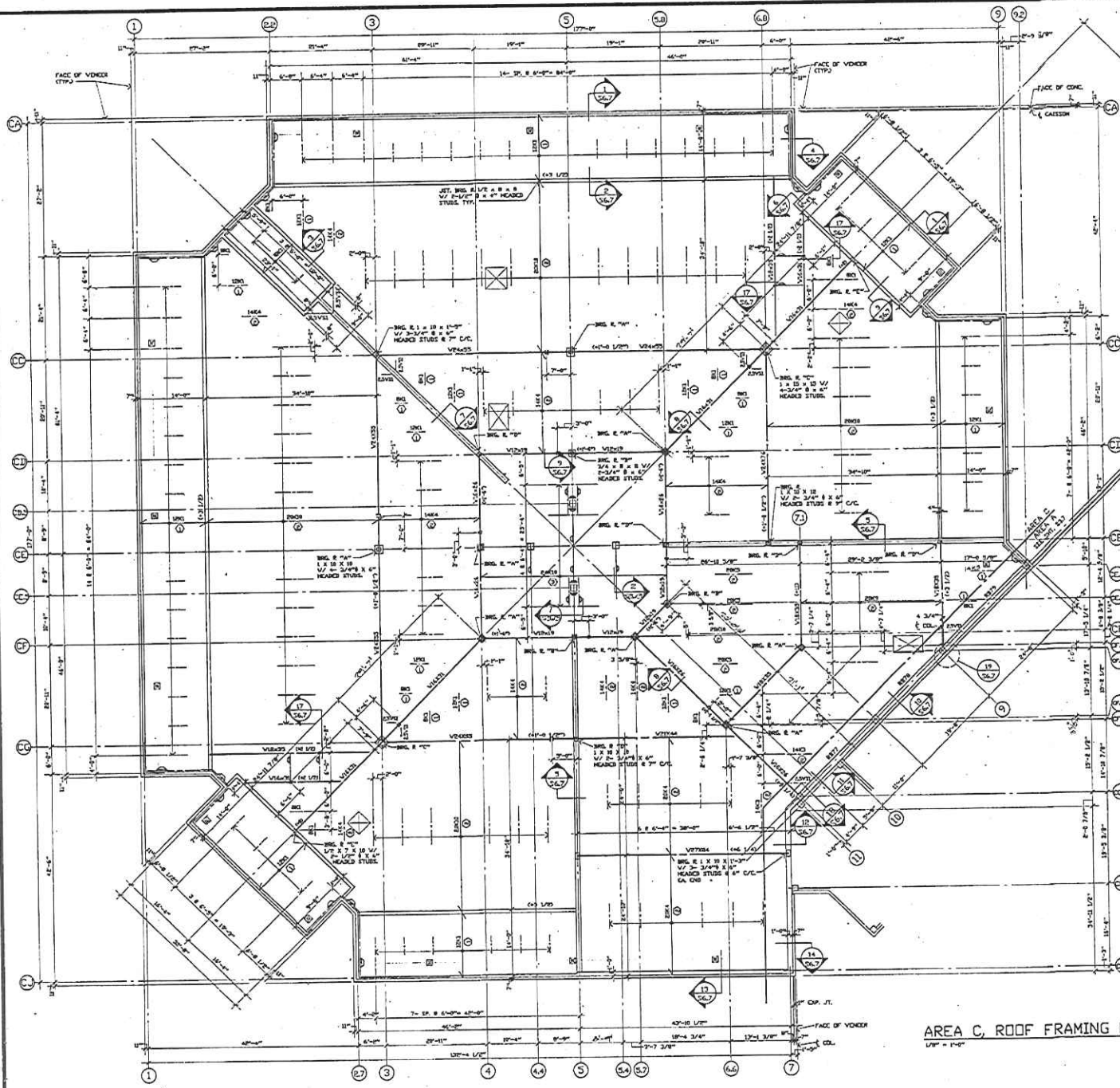
AREAS A & B

DATE  
 DECEMBER 9, 1991

DRAWING NO.

**S3.7**

000000



SECTION 1  
1/2" x 1/2"

SECTION 2  
1/2" x 1/2"

KEY PLAN

1. DESIGN LIVE LOAD: 20 PSF INCL SNOW DRIFTING BEAD ON 20 PSF CHANGE SNOW LOAD.
2. TOP OF STEEL A JOIST BEARING ELEVATION 1666'-6" EXCEPT AS SHOWN THEREON.
3. 'SM' INDICATES TOP OF STEEL ELEVATION RELATIVE TO SUPPORTING MEMBER.
4. ROOF CONSTRUCTION: 1 1/2" x 26 GAGE WIDE-FLANGE METAL ROOF DECK. METAL DECK WELDING: 3/16" DIAMETER PHENOL WELDED 1/2" C/C AT ALL JOINTS. PROVIDE SIDELAP FASTENERS AT HEADS OF ALL SPANS GREATER THAN 4'-0".
5. 'C' INDICATES NUMBER OF ROWS OF TOP AND BOTTOM HORIZONTAL BRIDGING ANGLE 1 1/2" x 1/2" x 1/8" EXCEPT AS SHOWN. PROVIDE ADDITIONAL BRIDGING ANGLE AS SHOWN.
6. 'D' INDICATES FRAMES ORIENTED. FRAMES SHALL BE ORIENTED 1/2" x 1 1/2" x 1/4" ON FOUR SIDES. CONTRACTOR SHALL COORDINATE SIZE AND LOCATION OF OPENINGS WITH ARCHITECTURAL AND MECHANICAL REQUIREMENTS.
7. 'R' INDICATES ROOF URAIN. PROVIDE FRAME PER NOTE 7.
8. REFER TO OTHER STRUCTURAL NOTES ON DRAWING SET. REFER SCHEDULES ON DRAWING SET: ST-1, ST-4, AND ST-5. COLUMN SCHEDULES ON DRAWING SET-1.

**AREA C, ROOF FRAMING PLAN**

1/2" = 1'-0"

**SAI** SAILING ASSOCIATES, INC.  
ARCHITECTS - PLANNERS  
408 CAPITOL STREET - SUITE 300 - MOUNTAIN VIEW  
CHARLESTON, W. VA. 25302 - (304) 764-0000

**ROSSER FABRAP**

Rosser Fabrap International  
ARCHITECTS, ENGINEERS, AND PLANNERS  
ATLANTA, TAMPA, MIAMI, SAN ANTONIO, TAMPA, SAN PETERSBURG COUNTY  
10000 BAYSHORE BLVD., SUITE 100  
TAMPA, FLORIDA 33634-1000  
(813) 974-8800

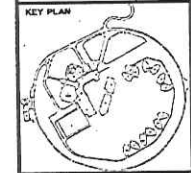
SCALE:

REVISIONS

RECORD DRAWING 9-5-95

**MOUNT OLIVE CORRECTIONAL COMPLEX**

WEST VIRGINIA REGIONAL JAIL & CORRECTIONAL FACILITY AUTHORITY

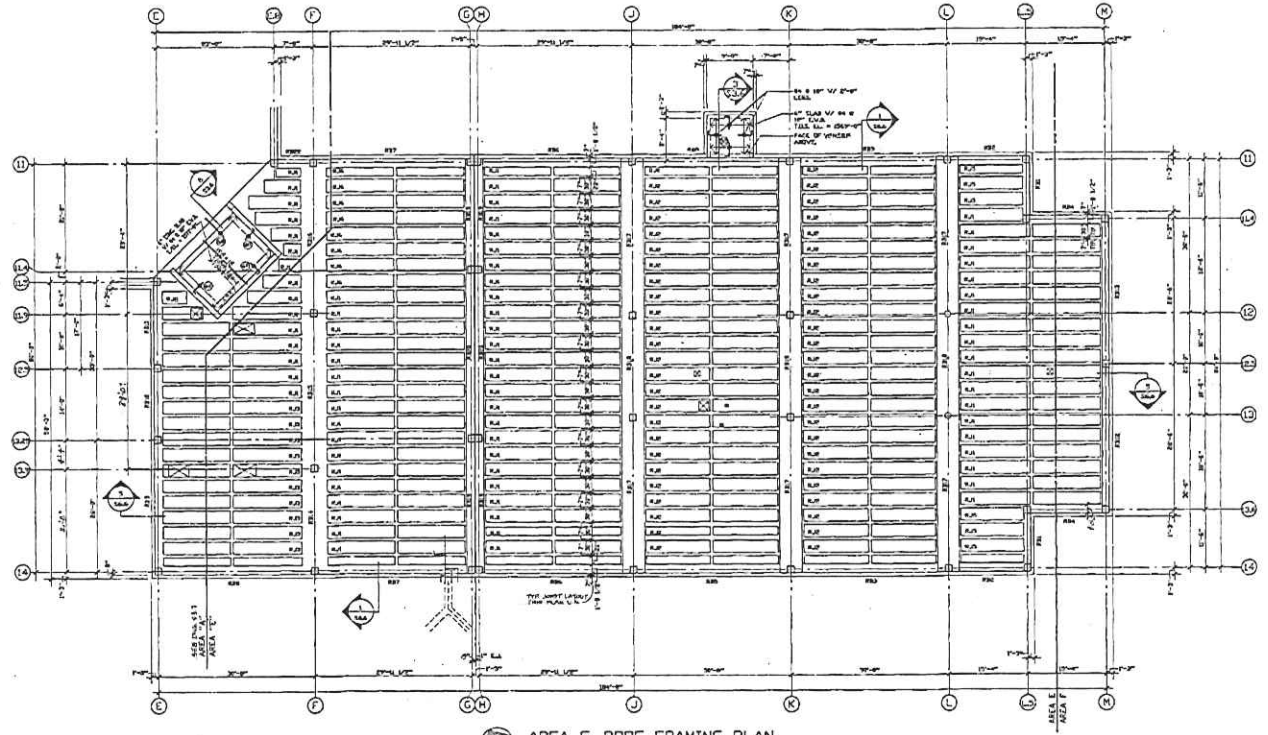


DRAWING TITLE  
**ROOF FRAMING PLAN**

AREA C  
DATE: DECEMBER 9, 1991

DRAWING NO.  
**S3.13**

000024



**AREA E, ROOF FRAMING PLAN**  
 1/8" = 1'-0"  
 1. BEAMS LIVE LOADS TO BE PER INT'L. CODE.  
 2. TOP OF BEAM, GABLET, AND ROOF FINISHES TO BE 1'-0" EXCEPT AS NOTED.  
 3. TYPICAL JOIST CONNECTIONS TO BE AS SHOWN AT 1/8" SCALE UNLESS NOTED. TYPICAL JOIST CONNECTIONS TO BE AS SHOWN AT 1/8" SCALE UNLESS NOTED.  
 4. JOIST AND BEAM CONNECTIONS TO BE AS SHOWN AT 1/8" SCALE UNLESS NOTED.  
 5. JOIST AND BEAM CONNECTIONS TO BE AS SHOWN AT 1/8" SCALE UNLESS NOTED.  
 6. JOIST AND BEAM CONNECTIONS TO BE AS SHOWN AT 1/8" SCALE UNLESS NOTED.  
 7. JOIST AND BEAM CONNECTIONS TO BE AS SHOWN AT 1/8" SCALE UNLESS NOTED.  
 8. JOIST AND BEAM CONNECTIONS TO BE AS SHOWN AT 1/8" SCALE UNLESS NOTED.  
 9. JOIST AND BEAM CONNECTIONS TO BE AS SHOWN AT 1/8" SCALE UNLESS NOTED.  
 10. JOIST AND BEAM CONNECTIONS TO BE AS SHOWN AT 1/8" SCALE UNLESS NOTED.  
 11. JOIST AND BEAM CONNECTIONS TO BE AS SHOWN AT 1/8" SCALE UNLESS NOTED.  
 12. JOIST AND BEAM CONNECTIONS TO BE AS SHOWN AT 1/8" SCALE UNLESS NOTED.  
 13. JOIST AND BEAM CONNECTIONS TO BE AS SHOWN AT 1/8" SCALE UNLESS NOTED.  
 14. JOIST AND BEAM CONNECTIONS TO BE AS SHOWN AT 1/8" SCALE UNLESS NOTED.  
 15. JOIST AND BEAM CONNECTIONS TO BE AS SHOWN AT 1/8" SCALE UNLESS NOTED.  
 16. JOIST AND BEAM CONNECTIONS TO BE AS SHOWN AT 1/8" SCALE UNLESS NOTED.  
 17. JOIST AND BEAM CONNECTIONS TO BE AS SHOWN AT 1/8" SCALE UNLESS NOTED.  
 18. JOIST AND BEAM CONNECTIONS TO BE AS SHOWN AT 1/8" SCALE UNLESS NOTED.  
 19. JOIST AND BEAM CONNECTIONS TO BE AS SHOWN AT 1/8" SCALE UNLESS NOTED.  
 20. JOIST AND BEAM CONNECTIONS TO BE AS SHOWN AT 1/8" SCALE UNLESS NOTED.

**SAI** SILLING ASSOCIATES, INC.  
 ARCHITECTS - PLANNERS  
 100 CAPITAL STREET - NORTON, VIRGINIA 22122  
 (703) 441-1111

**ROSSER FABRAP**

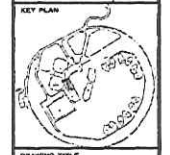
Rosser Fabrap International  
 Architects, Engineers, and Planners  
 1000 Peachtree Street, N.E., Suite 1000  
 Atlanta, Georgia 30309  
 (404) 525-1111



REVISIONS

RECORD DRAWING 9-5-95

**MOUNT OLIVE CORRECTIONAL COMPLEX**  
 WEST VIRGINIA REGIONAL JAIL & CORRECTIONAL FACILITY AUTHORITY



FRAMING TITLE  
 ROOF FRAMING PLAN

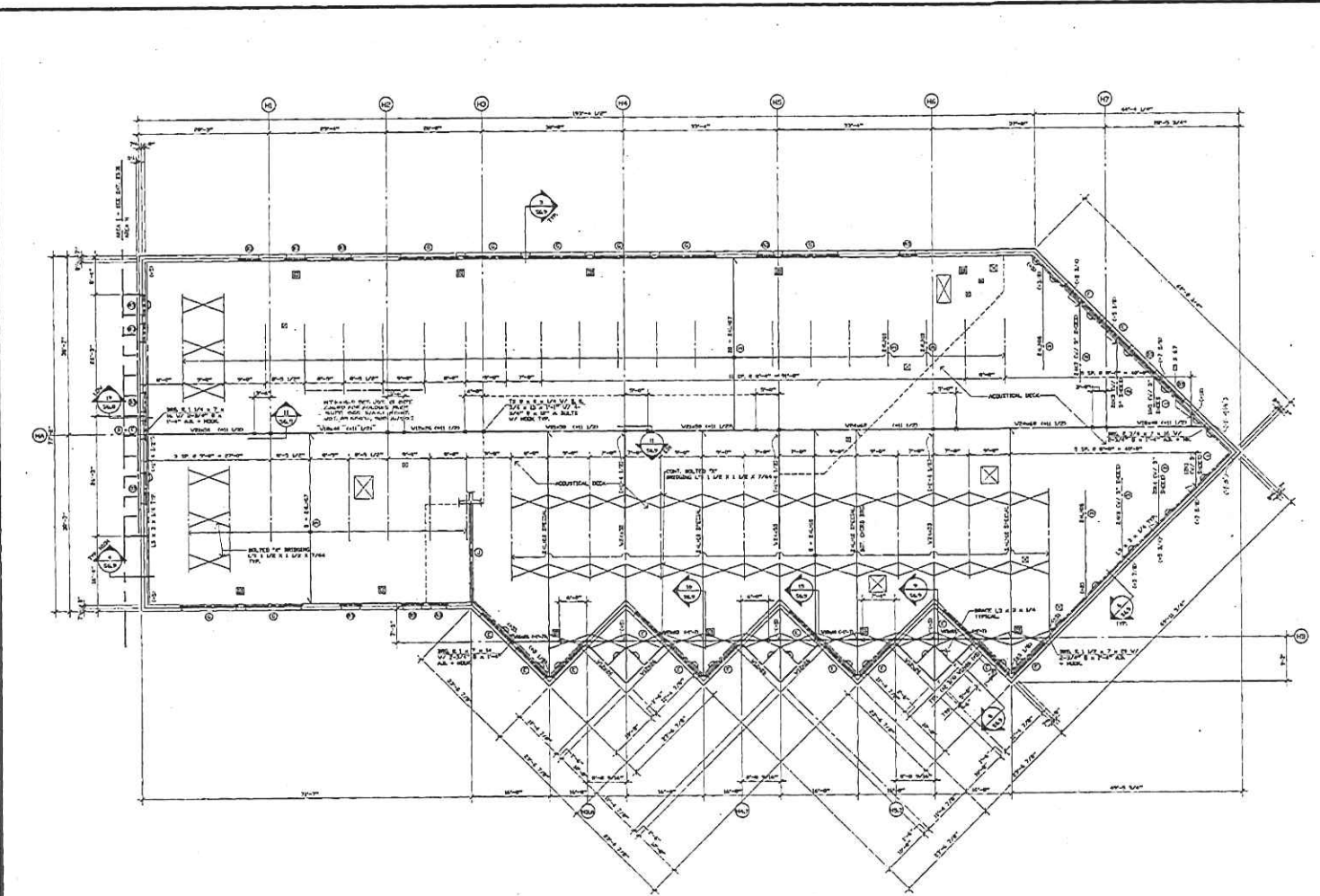
AREA E

DATE DECEMBER 8, 1991

DRAWING NO. **S324**



000025




**AREA H, ROOF FRAMING PLAN**

- 1" = 16'
- 1.1 TRUSS LAYOUT (TRUSS TO BE Laid DOWN FROM CRUISING RAISED UP TO THE SUITABLE LANE LINES)
  - 2. TOP OF STEEL AND GIRT BEARING ELEVATION 1854'-11" EXCEPT AS SHOWN THEREIN
  - 3. TRUSSING SHALL BE 24 GA. RUSTAL ROOF GIRT. TRUSSING 1" X 20 GA. RUSTAL L GIRTS AND 16" RUSTAL TRUSSING SHALL BE USED FOR BRACING.
  - 4. JOIST JOINTS AND PILL TOPS CAPTIVE TO BOTTOM CHORD GABLING GIBBS. CAPTIVE TO THE END OF THE WALL FOR ALL OTHER GABLING BEHIND WALL FOR TRUSSING JOINTS. TRUSSING AT THE JOINT CAPTIVE TO THE END AND LINE GABLING TO BE USED OVER JOINT.
  - 5. CIRCLES INDICATE POINTS OF BEAR ON THE TOP AND BOTTOM MEMBERS BEARING AS SHOWN. SEE GIBBS FOR ALL BEARINGS.
  - 6. CIRCLES INDICATE POINTS OF BEAR ON THE TOP AND BOTTOM MEMBERS BEARING AS SHOWN. SEE GIBBS FOR ALL BEARINGS.
  - 7. DIMENSIONS ARE SHOWN UNLESS OTHERWISE NOTED.
  - 8. ALL DIMENSIONS SHALL BE SHOWN UNLESS OTHERWISE NOTED.
  - 9. DIMENSIONS SHALL BE SHOWN UNLESS OTHERWISE NOTED.
  - 10. DIMENSIONS SHALL BE SHOWN UNLESS OTHERWISE NOTED.
  - 11. DIMENSIONS SHALL BE SHOWN UNLESS OTHERWISE NOTED.
  - 12. DIMENSIONS SHALL BE SHOWN UNLESS OTHERWISE NOTED.
  - 13. DIMENSIONS SHALL BE SHOWN UNLESS OTHERWISE NOTED.
  - 14. DIMENSIONS SHALL BE SHOWN UNLESS OTHERWISE NOTED.
  - 15. DIMENSIONS SHALL BE SHOWN UNLESS OTHERWISE NOTED.
  - 16. DIMENSIONS SHALL BE SHOWN UNLESS OTHERWISE NOTED.
  - 17. DIMENSIONS SHALL BE SHOWN UNLESS OTHERWISE NOTED.
  - 18. DIMENSIONS SHALL BE SHOWN UNLESS OTHERWISE NOTED.
  - 19. DIMENSIONS SHALL BE SHOWN UNLESS OTHERWISE NOTED.
  - 20. DIMENSIONS SHALL BE SHOWN UNLESS OTHERWISE NOTED.
  - 21. DIMENSIONS SHALL BE SHOWN UNLESS OTHERWISE NOTED.
  - 22. DIMENSIONS SHALL BE SHOWN UNLESS OTHERWISE NOTED.
  - 23. DIMENSIONS SHALL BE SHOWN UNLESS OTHERWISE NOTED.
  - 24. DIMENSIONS SHALL BE SHOWN UNLESS OTHERWISE NOTED.
  - 25. DIMENSIONS SHALL BE SHOWN UNLESS OTHERWISE NOTED.
  - 26. DIMENSIONS SHALL BE SHOWN UNLESS OTHERWISE NOTED.
  - 27. DIMENSIONS SHALL BE SHOWN UNLESS OTHERWISE NOTED.
  - 28. DIMENSIONS SHALL BE SHOWN UNLESS OTHERWISE NOTED.
  - 29. DIMENSIONS SHALL BE SHOWN UNLESS OTHERWISE NOTED.
  - 30. DIMENSIONS SHALL BE SHOWN UNLESS OTHERWISE NOTED.

**SAI** SAILING ASSOCIATES, INC.  
**ARCHITECTS - PLANNERS**  
 200 GUYTON STREET - SUITE 400 - HOUSTON, TEXAS 77002 - 281-359-1000

**ROSSER FABRAP**

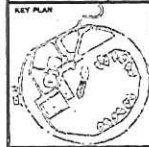
**Rosser Fabrap International**  
 ARCHITECTS, ENGINEERS, AND PLANNERS  
 4505 WEST 10TH STREET, SUITE 100 - HOUSTON, TEXAS 77056 - 281-422-2200



**REVISIONS**

**RECORD DRAWING 9-5-96**

**MOUNT OLIVE CORRECTIONAL COMPLEX**  
 WEST VIRGINIA REGIONAL JAIL & CORRECTIONAL FACILITY AUTHORITY

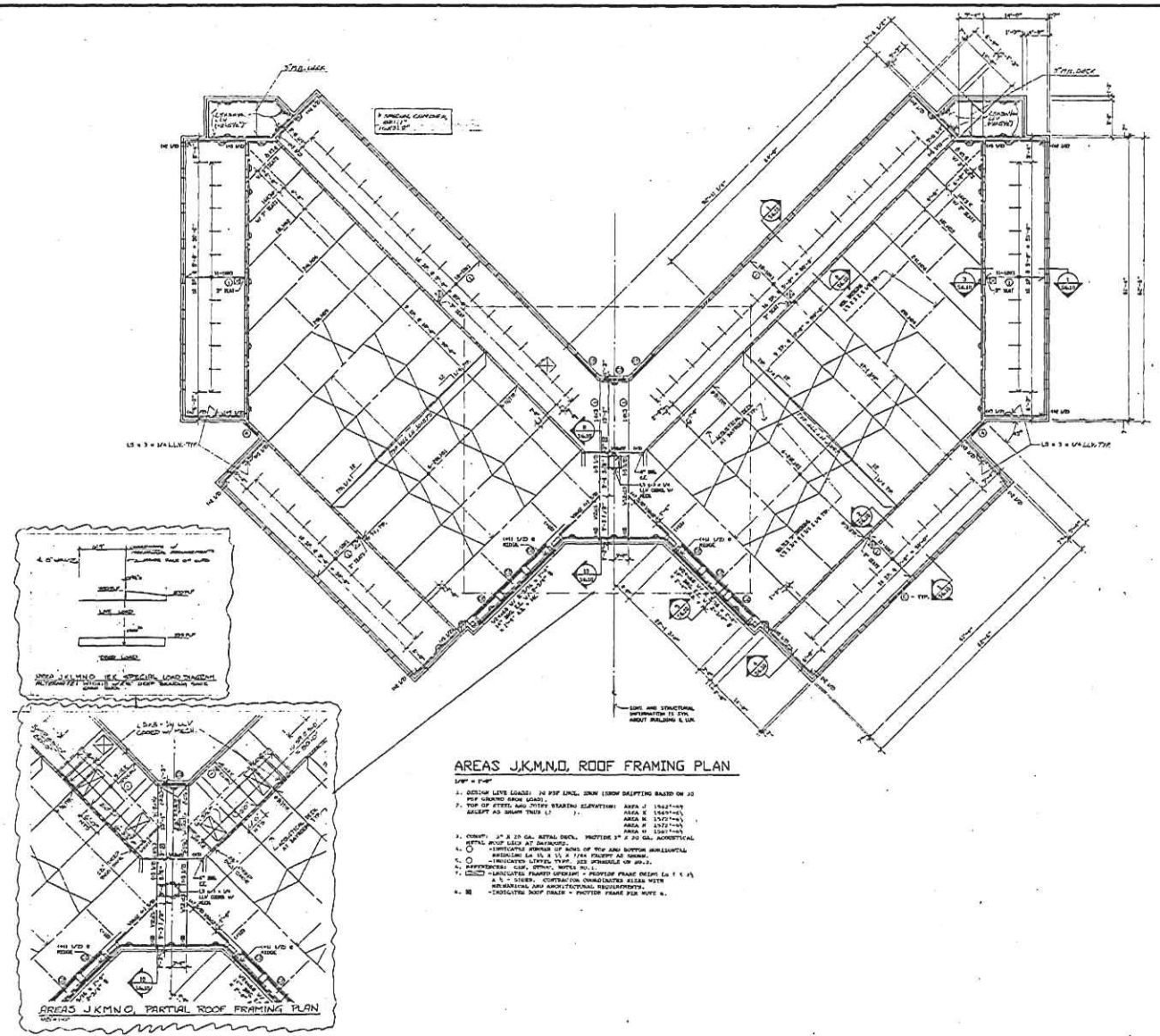


**DRAWING TITLE**  
**ROOF FRAMING PLAN**

**AREA H**  
**DATE** OCTOBER 9, 1991

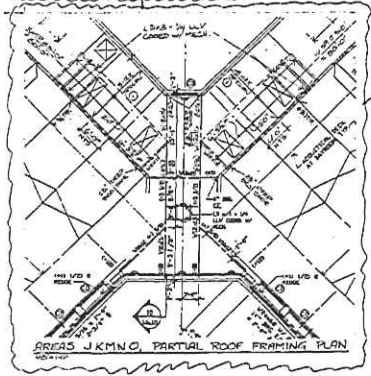
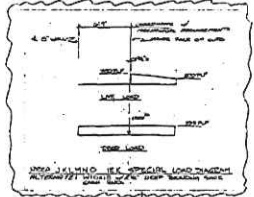
**DRAWING NO.**  
**53.29**

000026



**AREAS J,K,M,N,O, ROOF FRAMING PLAN**


- Scale = 1" = 4'-0"
1. DESIGN LATE LOADS: 20 PSF UNFD. UNM (SNOW SHEDDING BASED ON 30 PSF UNIFORM AREA LOAD).
  2. TOP OF STEEL AND TRUSS STARTING ELEVATION: AREA J 1647'-00"  
AREAS K 1647'-00"  
AREAS M 1577'-00"  
AREAS N 1507'-00"
  3. TRUSS: 24" X 24" GAL. METAL DECK, PROFILE 3" X 20" GAL. ACROSTICAL
  4. JOIST: 24" X 24" GAL. METAL DECK, PROFILE 3" X 20" GAL. ACROSTICAL  
BASED ON 18" X 18" X 1/2" TRUSS AS SHOWN.
  5. CONNECTIONS: WELDED, PER AISC 136.
  6. SUPPORTS: CON. BRICK, MORTAR FILL.
  7. DIMENSIONS: UNLESS OTHERWISE NOTED = PROVIDE FRAMING DEPTH L<sub>1</sub> X L<sub>2</sub> X L<sub>3</sub>.  
ALL STEEL CONNECTIONS SHALL BE WITH BRACING AND ANCHORAGE REQUIREMENTS.  
- INCLUDES ROOF PANEL - PROVIDE FRAME PER NOTE 6.



**SAI** SILLING ASSOCIATES, INC.  
ARCHITECTS - PLANNERS  
400 SOUTH STREET - SUITE 200 - NEW YORK, NY 10038 - (212) 512-8000

**ROSSER FABRAP**

Rosser Fabrap International  
Architects, Engineers, and Planners  
100 West 17th Street, Suite 200, New York, NY 10011  
Phone: (212) 512-8000

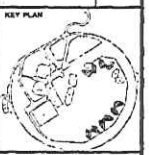


REVISIONS

RECORD DRAWING 9-5-95

**MOUNT OLIVE CORRECTIONAL COMPLEX**

WEST VIRGINIA REGIONAL JAIL & CORRECTIONAL FACILITY AUTHORITY



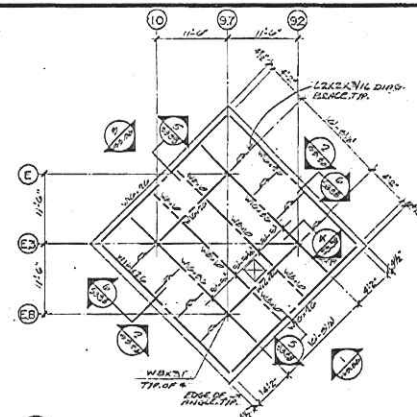
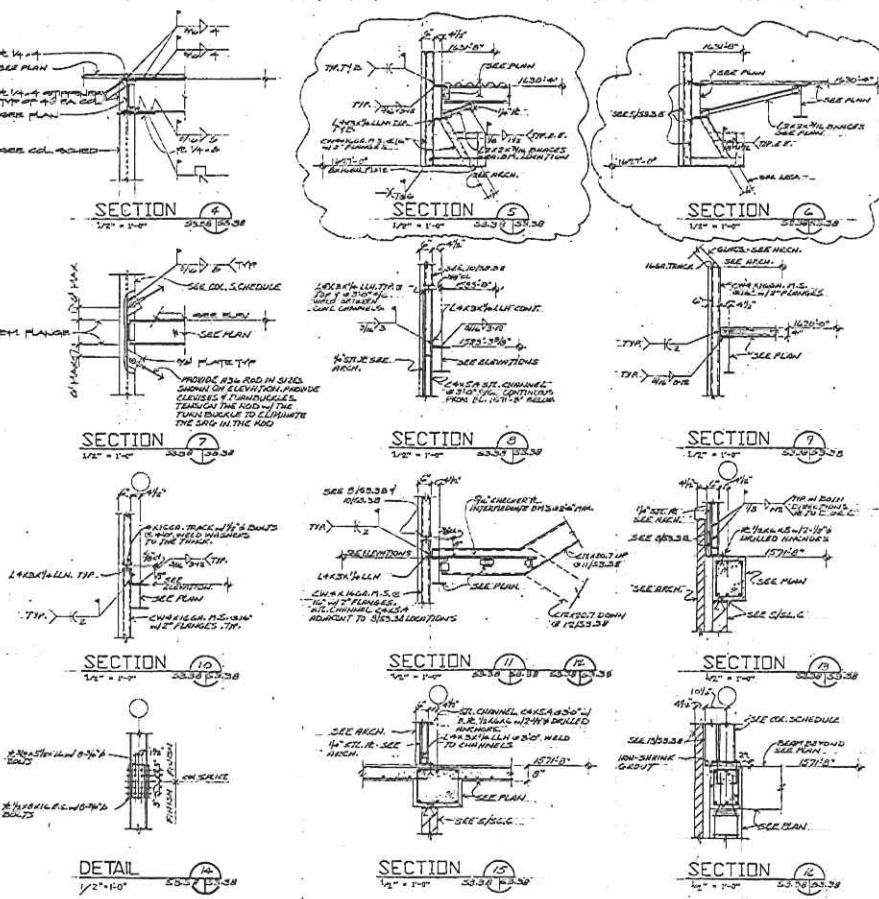
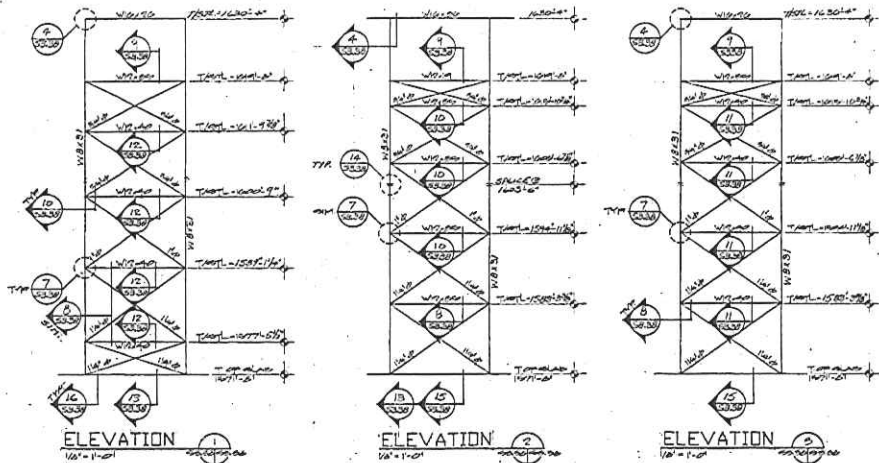
DRAWING TITLE  
**ROOF FRAMING PLAN**

AREAS J, K, M, N, O

DATE  
DECEMBER 9, 1994

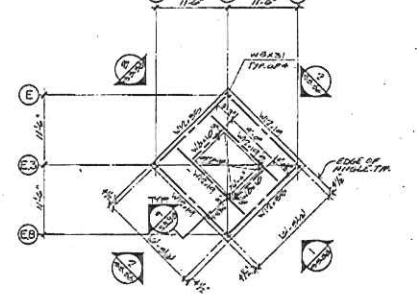
DRAWING NO.  
**S335**

000027



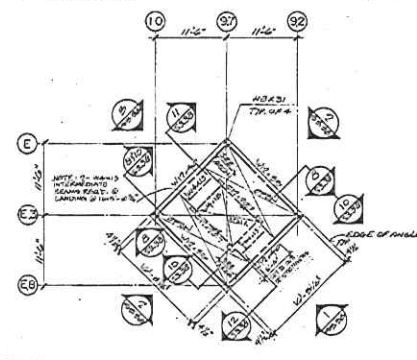
**ROOF FRAMING PLAN**  
1/8" = 1'-0"

1. SYSTEM LEVEL LOADS: REFER TO SHEET 10 FOR CHARGE BENT LOADS.
2. TOP OF UPPER ELEVATION LEVELS.
3. PIPING CONSTRUCTION: 1/2" DIA. 10 GAGE STEEL AISI 304 METAL DECK.
4. SLAB CONSTRUCTION: 4" COARSE GRADE 40 #11 @ 12" O.C. WITH 2" RIGID POLYURETHANE INSULATION.



**CONTROL TOWER FLOOR FRAMING PLAN**  
1/8" = 1'-0"

1. SYSTEM LEVEL LOADS: SEE REF.
2. FLOORING: REFER TO SHEET 10 FOR CHARGE BENT LOADS.
3. TOP OF UPPER ELEVATION LEVELS.
4. SLAB CONSTRUCTION: 4" COARSE GRADE 40 #11 @ 12" O.C. WITH 2" RIGID POLYURETHANE INSULATION.
5. REFER TO SHEET 10 FOR CHARGE BENT LOADS.
6. REFER TO SHEET 10 FOR CHARGE BENT LOADS.
7. REFER TO SHEET 10 FOR CHARGE BENT LOADS.




**CONTROL TOWER TYP. STAIR FRAMING PLAN**  
1/8" = 1'-0"

1. SYSTEM LEVEL LOADS: SEE REF.
2. TOP OF UPPER ELEVATION LEVELS.
3. FLOORING: REFER TO SHEET 10 FOR CHARGE BENT LOADS.
4. REFER TO SHEET 10 FOR CHARGE BENT LOADS.
5. REFER TO SHEET 10 FOR CHARGE BENT LOADS.

**SAI** SILLING ASSOCIATES, INC.  
ARCHITECTS - PLANNERS  
405 CAPITAL STREET - SUITE 200 - 2ND FLOOR  
CHARLESTON, W.V. 25302 - PHONE 384-2000

**ROSSER FABRAP**

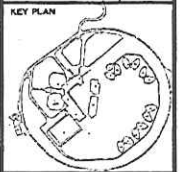
Rosser Fabrap International  
ARCHITECTS, ENGINEERS, AND PLANNERS  
Atlanta, Charleston, Tampa, San Bernardino County  
154 West Progression Drive, #10  
San Bernardino, CA 92404  
(909) 399-2000



REVISIONS

RECORD DRAWING 9-5-95

**MOUNT OLIVE CORRECTIONAL COMPLEX**  
WEST VIRGINIA REGIONAL JAIL & CORRECTIONAL FACILITY AUTHORITY



DRAWING TITLE  
CONTROL TOWER PLANS, SECTIONS

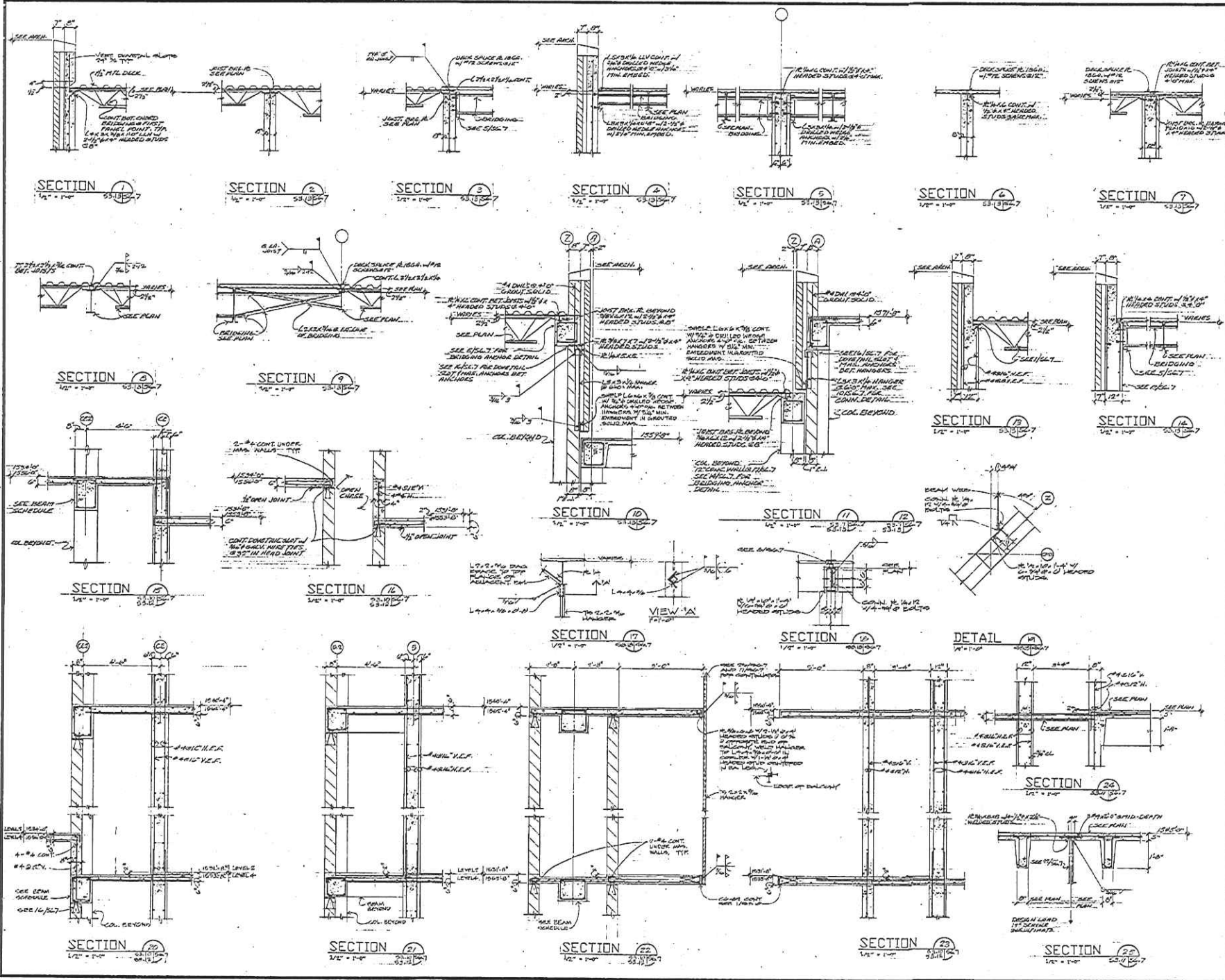
AREA A

DATE  
DECEMBER 9, 1991

DRAWING NO.

**S338**

000028



**SAI**  
 SILLING ASSOCIATES, INC.  
 ARCHITECTS - PLANNERS  
 400 CAPITOL STREET, SUITE 200 • WASHINGTON, D.C. 20540  
 CHAMBERS ST., # 2025 • CHARLOTTE, N.C. 28202

**ROSSER  
 FABRAP**

Rosser Fabrap International  
 ARCHITECTS, ENGINEERS, AND PLANNERS  
 Atlanta, Charlotte, Tampa, San Francisco County  
 101 Peachtree Street, N.E., Suite 1200 • Atlanta, Georgia 30309  
 700 N. 7th Street • Charlotte, N.C. 28202



REVISIONS

RECORD DRAWING 9-S-95

**MOUNT OLIVE  
 CORRECTIONAL COMPLEX**  
 WEST VIRGINIA REGIONAL JAIL & CORRECTIONAL FACILITY AUTHORITY


KEY PLAN

DRAWING TITLE  
 SECTIONS

DATE: DECEMBER 9, 1993.

DRAWING NO.

**S6.7**



REVISIONS

RECORD DRAWING 9-5-95

**MOUNT OLIVE  
 CORRECTIONAL COMPLEX**  
 WEST VIRGINIA REGIONAL JAIL & CORRECTIONAL FACILITY AUTHORITY

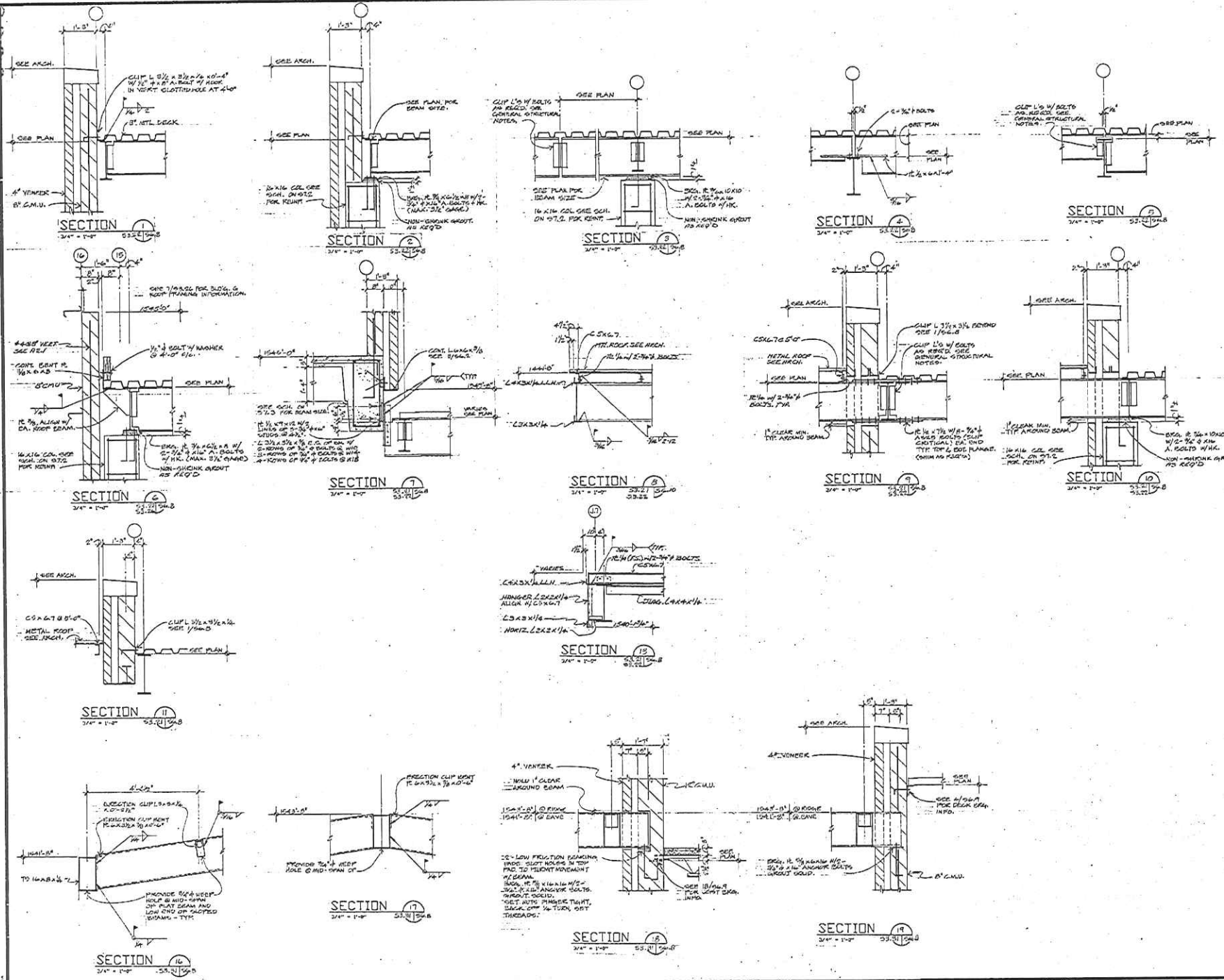
KEY PLAN

DRAWING TITLE  
 SECTIONS

DATE  
 DECEMBER 9, 1991

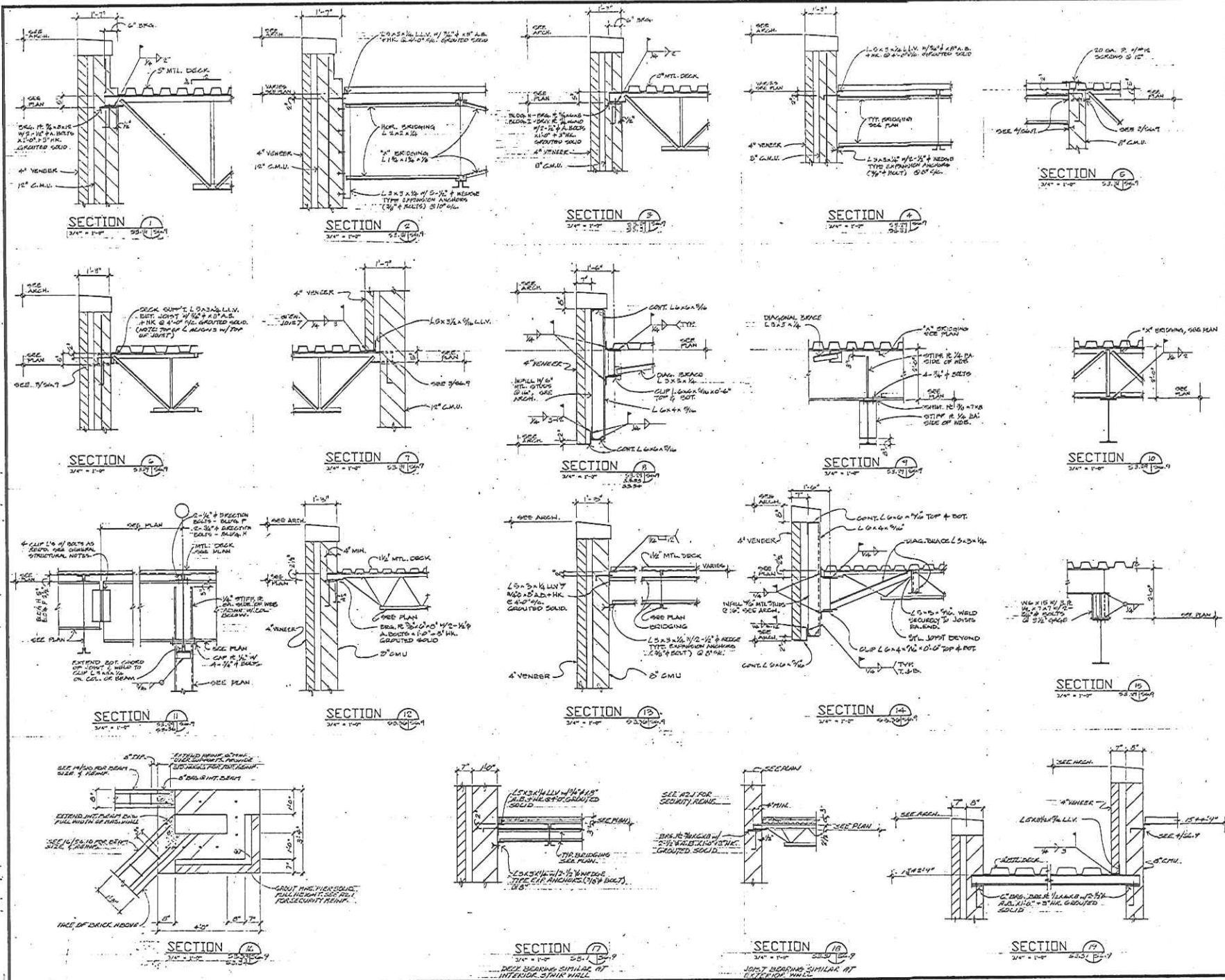
DRAWING NO.

**\$6.8**



12-0-94  
 JBN

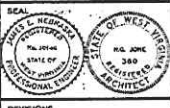
000030



**SAI** SILLING ASSOCIATES, INC.  
 ARCHITECTS - PLANNERS  
 405 CANTON STREET - SUITE 200 - BOX 847  
 CHARLOTTE, N.C. 28202 - (704) 366-0888

**ROSSER FABRAP**

Rosser Fabrap International  
 Architects, engineers, and planners  
 Atlanta, Savannah, Tampa, San Bernardino County  
 San Jose, Phoenix, Salt Lake  
 Dallas, Columbia, South Africa  
 (904) 975-3833



REVISIONS

RECORD DRAWING 9-5-95

**MOUNT OLIVE CORRECTIONAL COMPLEX**

WEST VIRGINIA REGIONAL JAIL & CORRECTIONAL FACILITY AUTHORITY

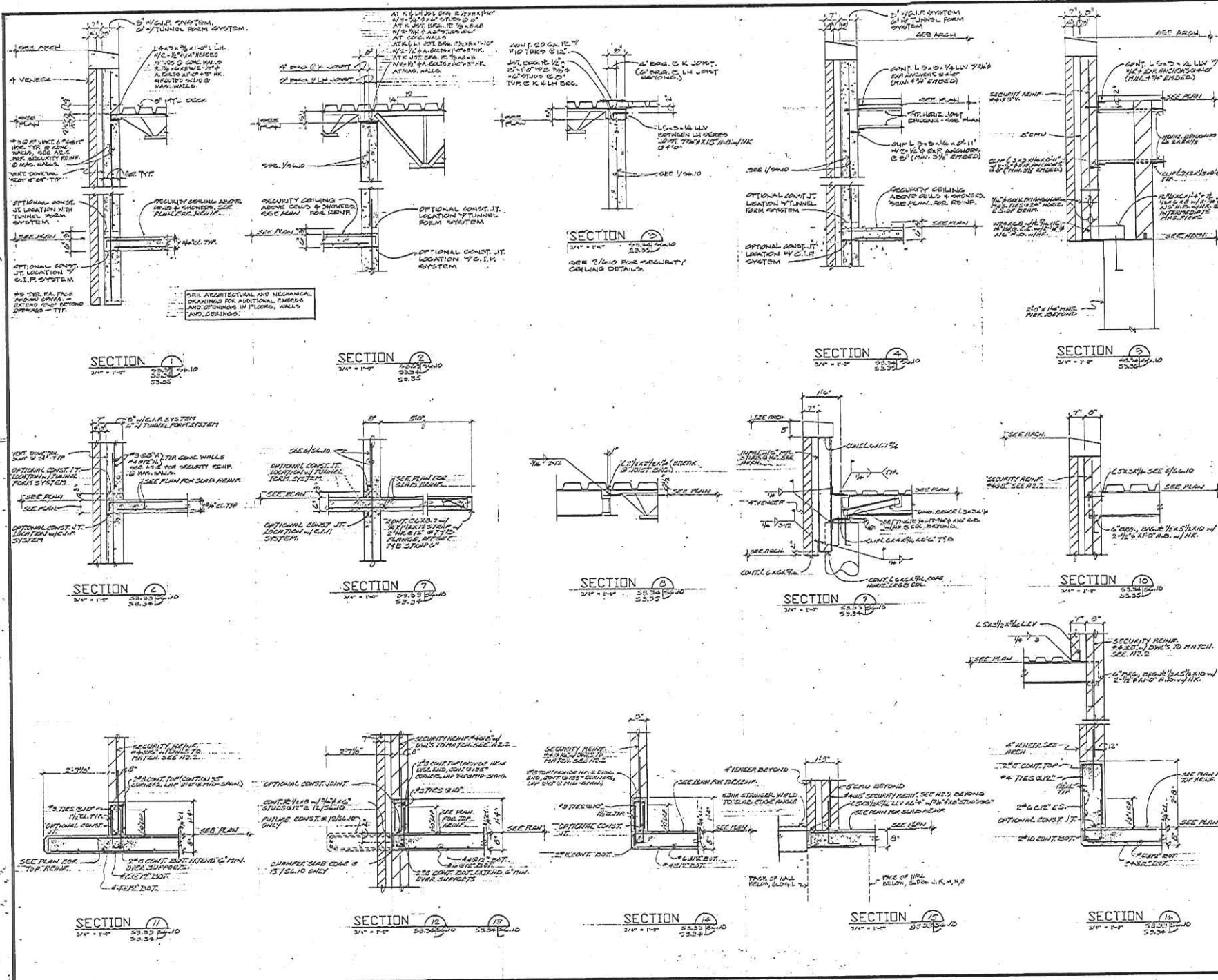
KEY PLAN

DRAWING TITLE  
 SECTIONS

DATE  
 DECEMBER 9, 1994

DRAWING NO.  
**S69**


000031



**SAI** SILLING ASSOCIATES, INC.  
 ARCHITECTS - PLANNERS  
 608 CAPITOL STREET - SUITE 300 - 2224 RAY  
 CHARLESTON, W. V. 25301 - 234-2888

**ROSSER FABRAP**

Rosser Fabrap International  
 Architects, Engineers and Planners  
 Atlanta, Savannah, Tampa, San Bernardino County



REVISIONS

RECORD DRAWING 9-S-95

**MOUNT OLIVE CORRECTIONAL COMPLEX**  
 WEST VIRGINIA REGIONAL JAIL & CORRECTIONAL FACILITY AUTHORITY

KEY PLAN

DRAWING TITLE  
 SECTIONS

DATE  
 DECEMBER 9, 1991

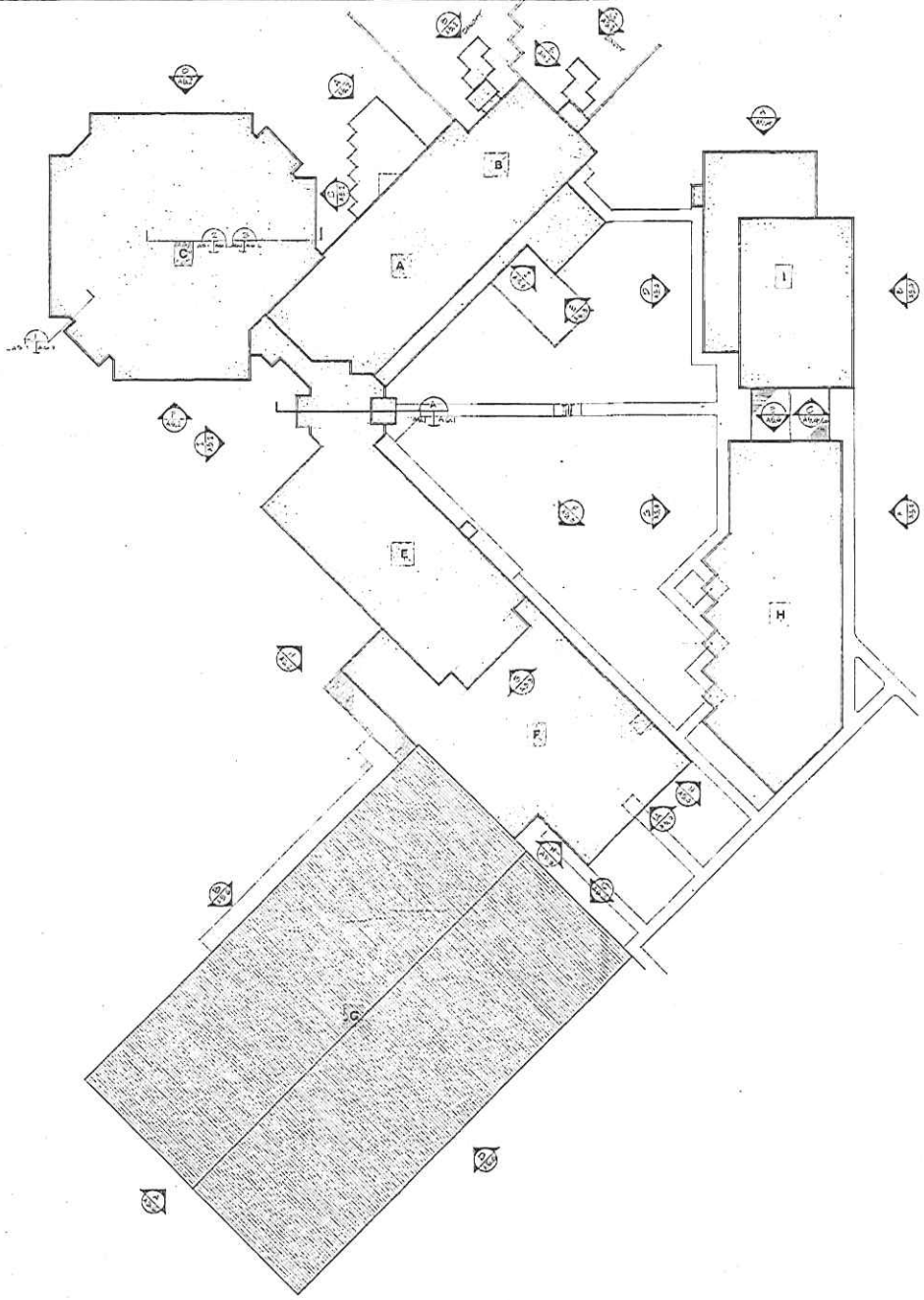
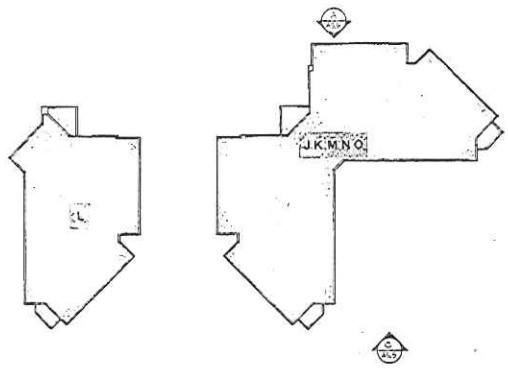
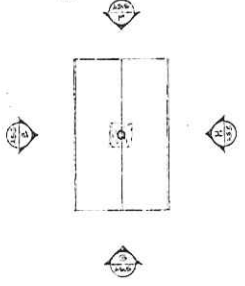
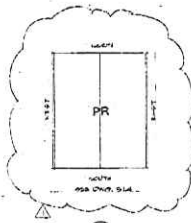
DRAWING NO.  
**S 610**

# EXHIBIT #3

## BUILDING ELEVATION DRAWINGS




000033



**SAI** SILLING ASSOCIATES, INC.  
 ARCHITECTS - PLANNERS  
 800 CAPITAL STREET • SUITE 200 • BOSTON, MASSACHUSETTS 02108  
 TEL: 617 552-1100 FAX: 617 552-1101

**ROSSER FABRAP**

Rosser Fabrap International  
 ARCHITECTS, ENGINEERS, AND PLANNERS  
 10000 WOODBRIDGE LANE, SUITE 100, WOODBRIDGE, VIRGINIA 22191  
 TEL: 703 595-1100 FAX: 703 595-1101



REVISIONS

RECORD DRAWING 9-5-95

**MOUNT OLIVE CORRECTIONAL COMPLEX**  
 WEST VIRGINIA REGIONAL JAIL & CORRECTIONAL FACILITY AUTHORITY

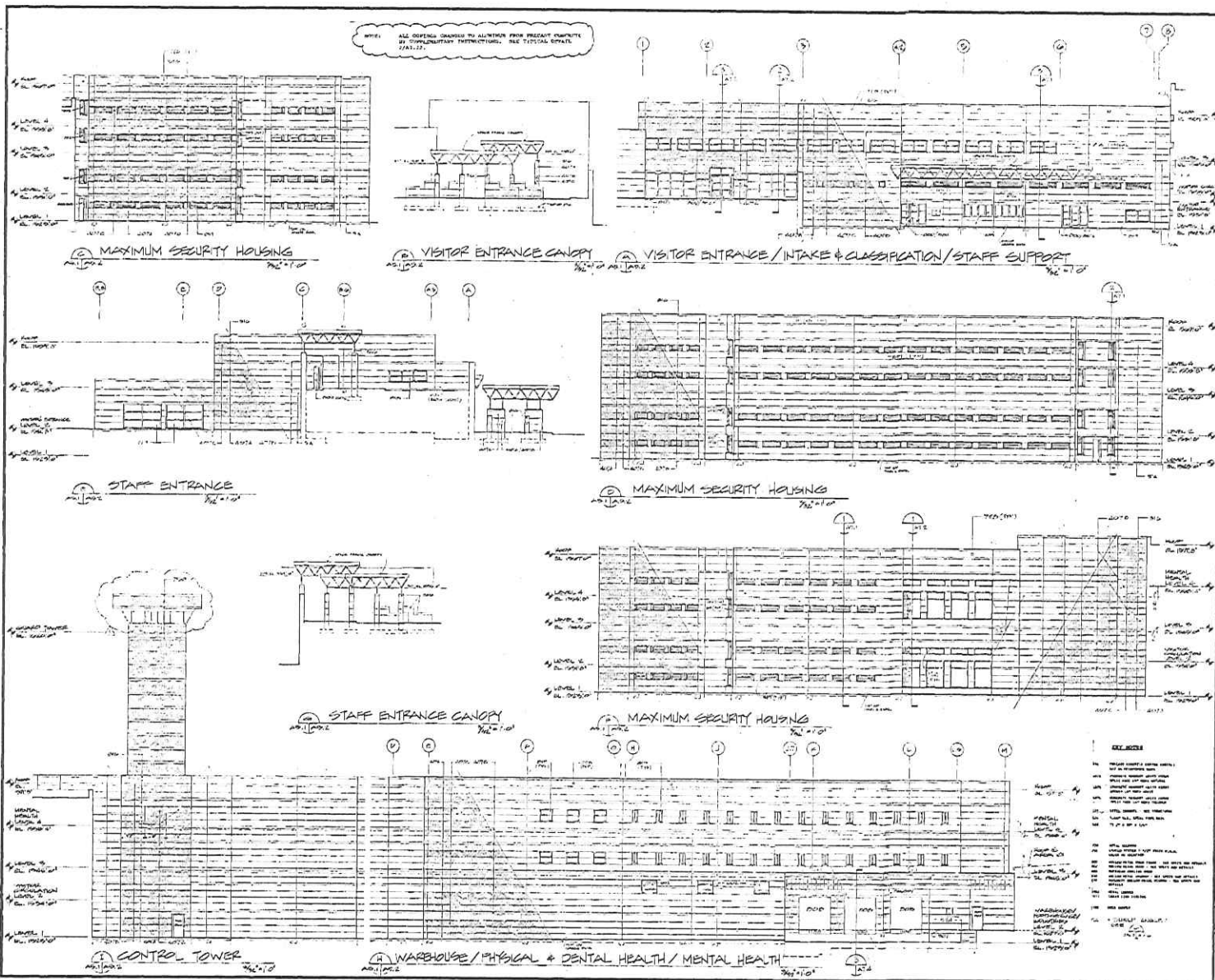
KEY PLAN

DRAWING TITLE:  
 EXTERIOR ELEVATIONS AND BUILDING SECTIONS  
 KEY PLAN / ROOF PLAN

DATE: 12/9/91

DRAWING NO. **A5.1**

000034



**SAI** SAILING ASSOCIATES, INC.  
ARCHITECTS PLANNERS

---

**ROSSER FABRAP**

Rosser Fabrap International  
ARCHITECTS PLANNERS



REVISIONS

RECORD DRAWING 9-9-95

**MOUNT OLIVE CORRECTIONAL COMPLEX**  
WEST VIRGINIA REGIONAL JAIL & CORRECTIONAL FACILITY AUTHORITY

KEY PLAN

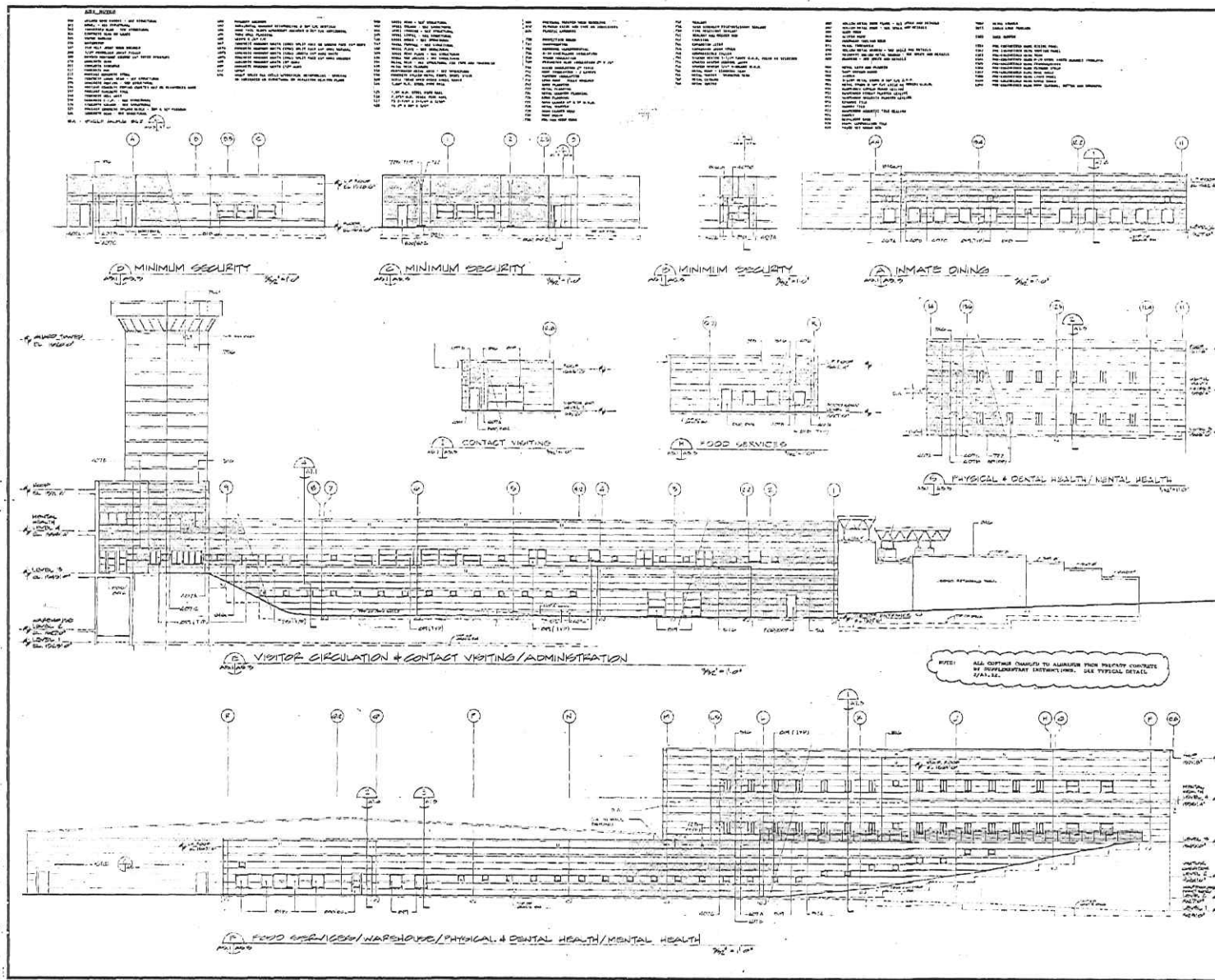
DRAWING TITLE  
**EXTERIOR ELEVATIONS**

SCALE: 1/32" = 1'-0"

DATE: 12/9/91

DRAWING NO.: **A5.2**

000035



- ALL NOTES**
- 1. SEE GENERAL NOTES TO SPECIFICATIONS FOR MATERIALS AND FINISHES.
  - 2. ALL WORK SHALL BE IN ACCORDANCE WITH THE LATEST EDITIONS OF THE BUILDING CODES AND REGULATIONS.
  - 3. ALL WORK SHALL BE SUBJECT TO INSPECTION AND APPROVAL BY THE LOCAL BUILDING DEPARTMENT.
  - 4. ALL WORK SHALL BE SUBJECT TO INSPECTION AND APPROVAL BY THE LOCAL HEALTH DEPARTMENT.
  - 5. ALL WORK SHALL BE SUBJECT TO INSPECTION AND APPROVAL BY THE LOCAL FIRE DEPARTMENT.
  - 6. ALL WORK SHALL BE SUBJECT TO INSPECTION AND APPROVAL BY THE LOCAL POLICE DEPARTMENT.
  - 7. ALL WORK SHALL BE SUBJECT TO INSPECTION AND APPROVAL BY THE LOCAL CORRECTIONAL DEPARTMENT.
  - 8. ALL WORK SHALL BE SUBJECT TO INSPECTION AND APPROVAL BY THE LOCAL JAIL DEPARTMENT.
  - 9. ALL WORK SHALL BE SUBJECT TO INSPECTION AND APPROVAL BY THE LOCAL PRISON DEPARTMENT.
  - 10. ALL WORK SHALL BE SUBJECT TO INSPECTION AND APPROVAL BY THE LOCAL PENITENTIARY DEPARTMENT.
  - 11. ALL WORK SHALL BE SUBJECT TO INSPECTION AND APPROVAL BY THE LOCAL REFORMATORY DEPARTMENT.
  - 12. ALL WORK SHALL BE SUBJECT TO INSPECTION AND APPROVAL BY THE LOCAL WORKHOUSE DEPARTMENT.
  - 13. ALL WORK SHALL BE SUBJECT TO INSPECTION AND APPROVAL BY THE LOCAL INDUSTRIAL DEPARTMENT.
  - 14. ALL WORK SHALL BE SUBJECT TO INSPECTION AND APPROVAL BY THE LOCAL AGRICULTURAL DEPARTMENT.
  - 15. ALL WORK SHALL BE SUBJECT TO INSPECTION AND APPROVAL BY THE LOCAL MANUFACTURING DEPARTMENT.
  - 16. ALL WORK SHALL BE SUBJECT TO INSPECTION AND APPROVAL BY THE LOCAL SERVICE DEPARTMENT.
  - 17. ALL WORK SHALL BE SUBJECT TO INSPECTION AND APPROVAL BY THE LOCAL TRADE DEPARTMENT.
  - 18. ALL WORK SHALL BE SUBJECT TO INSPECTION AND APPROVAL BY THE LOCAL PROFESSIONAL DEPARTMENT.
  - 19. ALL WORK SHALL BE SUBJECT TO INSPECTION AND APPROVAL BY THE LOCAL ARTS DEPARTMENT.
  - 20. ALL WORK SHALL BE SUBJECT TO INSPECTION AND APPROVAL BY THE LOCAL RECREATION DEPARTMENT.
  - 21. ALL WORK SHALL BE SUBJECT TO INSPECTION AND APPROVAL BY THE LOCAL CULTURE DEPARTMENT.
  - 22. ALL WORK SHALL BE SUBJECT TO INSPECTION AND APPROVAL BY THE LOCAL EDUCATION DEPARTMENT.
  - 23. ALL WORK SHALL BE SUBJECT TO INSPECTION AND APPROVAL BY THE LOCAL SCIENCE DEPARTMENT.
  - 24. ALL WORK SHALL BE SUBJECT TO INSPECTION AND APPROVAL BY THE LOCAL HISTORY DEPARTMENT.
  - 25. ALL WORK SHALL BE SUBJECT TO INSPECTION AND APPROVAL BY THE LOCAL GEOGRAPHY DEPARTMENT.
  - 26. ALL WORK SHALL BE SUBJECT TO INSPECTION AND APPROVAL BY THE LOCAL ECONOMICS DEPARTMENT.
  - 27. ALL WORK SHALL BE SUBJECT TO INSPECTION AND APPROVAL BY THE LOCAL POLITICS DEPARTMENT.
  - 28. ALL WORK SHALL BE SUBJECT TO INSPECTION AND APPROVAL BY THE LOCAL LAW DEPARTMENT.
  - 29. ALL WORK SHALL BE SUBJECT TO INSPECTION AND APPROVAL BY THE LOCAL MEDICINE DEPARTMENT.
  - 30. ALL WORK SHALL BE SUBJECT TO INSPECTION AND APPROVAL BY THE LOCAL NURSING DEPARTMENT.
  - 31. ALL WORK SHALL BE SUBJECT TO INSPECTION AND APPROVAL BY THE LOCAL DENTISTRY DEPARTMENT.
  - 32. ALL WORK SHALL BE SUBJECT TO INSPECTION AND APPROVAL BY THE LOCAL OPTOMETRY DEPARTMENT.
  - 33. ALL WORK SHALL BE SUBJECT TO INSPECTION AND APPROVAL BY THE LOCAL PODIATRY DEPARTMENT.
  - 34. ALL WORK SHALL BE SUBJECT TO INSPECTION AND APPROVAL BY THE LOCAL PHYSICIAN DEPARTMENT.
  - 35. ALL WORK SHALL BE SUBJECT TO INSPECTION AND APPROVAL BY THE LOCAL SURGEON DEPARTMENT.
  - 36. ALL WORK SHALL BE SUBJECT TO INSPECTION AND APPROVAL BY THE LOCAL OBSTETRICIAN DEPARTMENT.
  - 37. ALL WORK SHALL BE SUBJECT TO INSPECTION AND APPROVAL BY THE LOCAL GYNCOLOGIST DEPARTMENT.
  - 38. ALL WORK SHALL BE SUBJECT TO INSPECTION AND APPROVAL BY THE LOCAL PEDIATRICIAN DEPARTMENT.
  - 39. ALL WORK SHALL BE SUBJECT TO INSPECTION AND APPROVAL BY THE LOCAL PEDIATRIC SURGEON DEPARTMENT.
  - 40. ALL WORK SHALL BE SUBJECT TO INSPECTION AND APPROVAL BY THE LOCAL PEDIATRIC OBSTETRICIAN DEPARTMENT.
  - 41. ALL WORK SHALL BE SUBJECT TO INSPECTION AND APPROVAL BY THE LOCAL PEDIATRIC GYNCOLOGIST DEPARTMENT.
  - 42. ALL WORK SHALL BE SUBJECT TO INSPECTION AND APPROVAL BY THE LOCAL PEDIATRIC PEDIATRICIAN DEPARTMENT.
  - 43. ALL WORK SHALL BE SUBJECT TO INSPECTION AND APPROVAL BY THE LOCAL PEDIATRIC PEDIATRIC SURGEON DEPARTMENT.
  - 44. ALL WORK SHALL BE SUBJECT TO INSPECTION AND APPROVAL BY THE LOCAL PEDIATRIC PEDIATRIC OBSTETRICIAN DEPARTMENT.
  - 45. ALL WORK SHALL BE SUBJECT TO INSPECTION AND APPROVAL BY THE LOCAL PEDIATRIC PEDIATRIC GYNCOLOGIST DEPARTMENT.
  - 46. ALL WORK SHALL BE SUBJECT TO INSPECTION AND APPROVAL BY THE LOCAL PEDIATRIC PEDIATRIC PEDIATRICIAN DEPARTMENT.
  - 47. ALL WORK SHALL BE SUBJECT TO INSPECTION AND APPROVAL BY THE LOCAL PEDIATRIC PEDIATRIC PEDIATRIC SURGEON DEPARTMENT.
  - 48. ALL WORK SHALL BE SUBJECT TO INSPECTION AND APPROVAL BY THE LOCAL PEDIATRIC PEDIATRIC PEDIATRIC OBSTETRICIAN DEPARTMENT.
  - 49. ALL WORK SHALL BE SUBJECT TO INSPECTION AND APPROVAL BY THE LOCAL PEDIATRIC PEDIATRIC PEDIATRIC GYNCOLOGIST DEPARTMENT.
  - 50. ALL WORK SHALL BE SUBJECT TO INSPECTION AND APPROVAL BY THE LOCAL PEDIATRIC PEDIATRIC PEDIATRIC PEDIATRICIAN DEPARTMENT.

**SAI** SAILING ASSOCIATES INC.  
 ARCHITECTS - PLANNERS  
 4000 LANTANA DRIVE, SUITE 100  
 CHARLOTTE, N.C. 28207

**ROSSER FABRAR**

Russar Fabrar International  
 ARCHITECTS - PLANNERS  
 1000 W. BROADWAY, SUITE 1000  
 CHARLOTTE, N.C. 28202

REVISIONS

RECORD DRAWING 9-5-95

**MOUNT OLIVE CORRECTIONAL COMPLEX**  
 WEST VIRGINIA REGIONAL JAIL & CORRECTIONAL FACILITY AUTHORITY

KEY PLAN

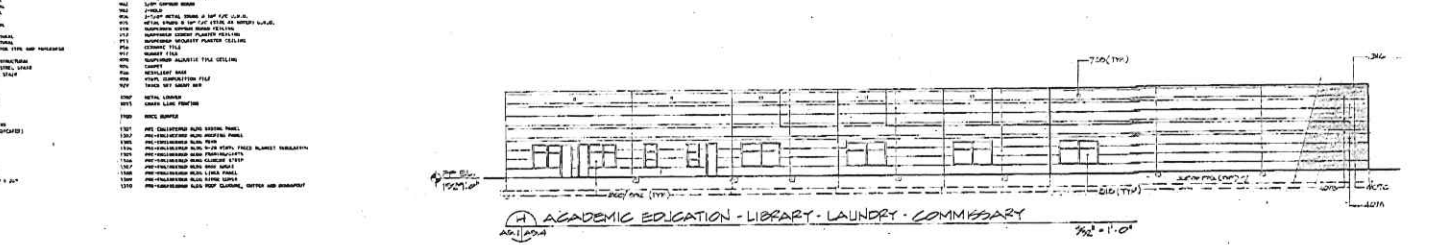
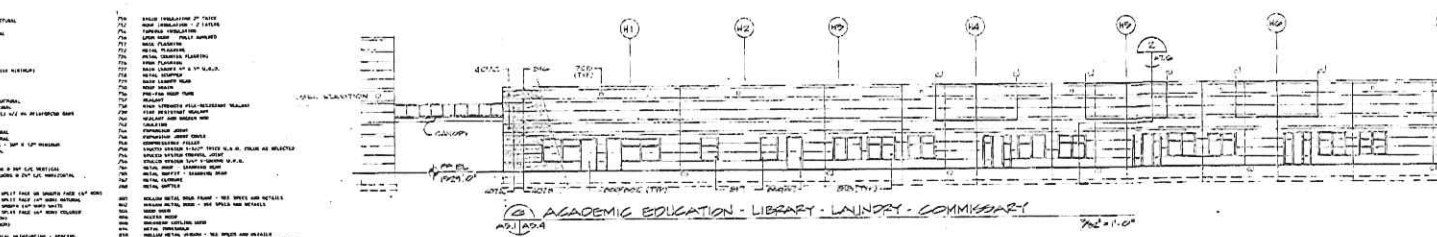
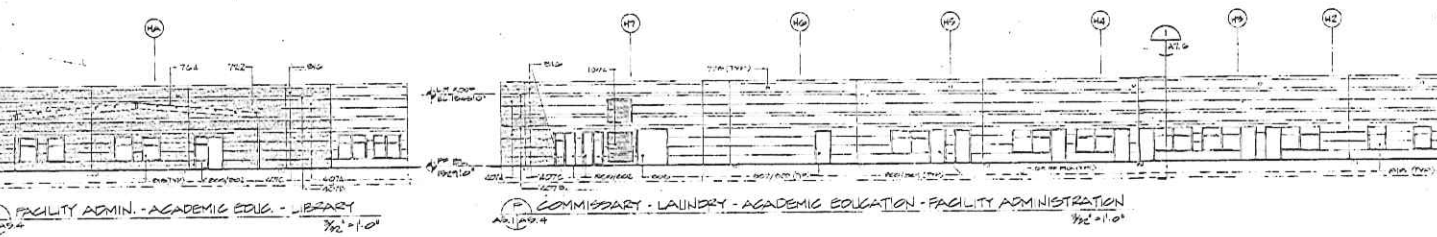
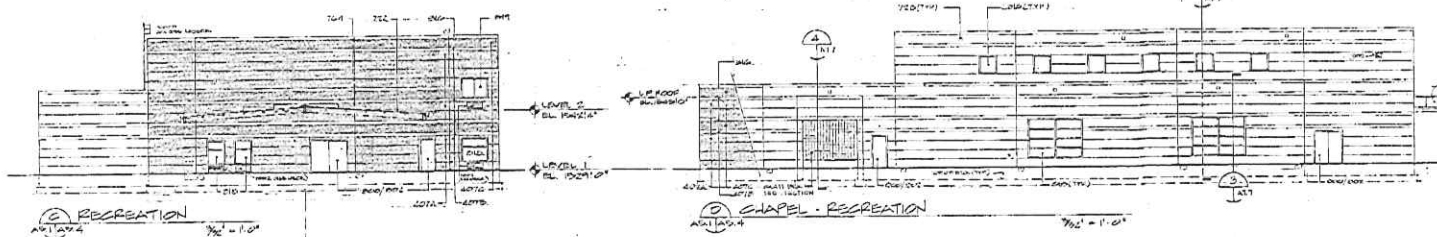
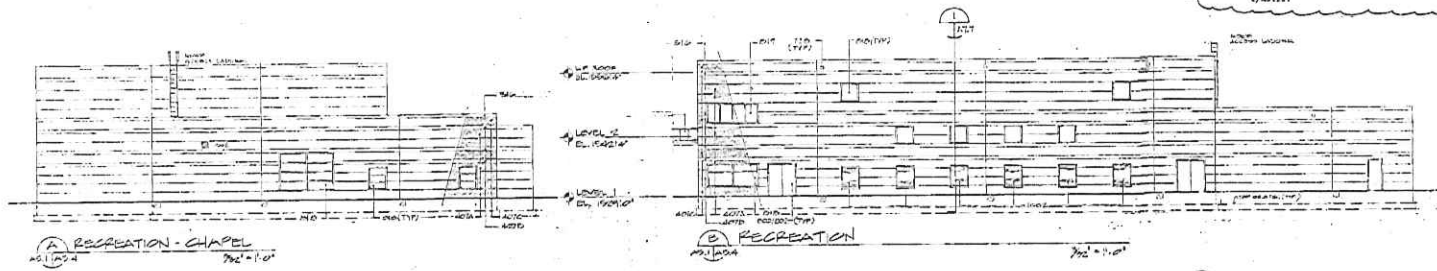
DRAWING TITLE  
**EXTERIOR ELEVATIONS**

DATE  
 12/9/91

DRAWING NO.  
**A5.3**

000035

NOTE: ALL CURVES CHANGED TO ADMINISTER FROM PRECAST CONCRETE BY SUPPLEMENTARY INSTRUCTIONS. SEE TYPICAL DETAIL 2/A3-22.



- REV. NOTES**
- 1. REVISIONS TO THIS DRAWING:
  - 2. REVISIONS TO THIS DRAWING:
  - 3. REVISIONS TO THIS DRAWING:
  - 4. REVISIONS TO THIS DRAWING:
  - 5. REVISIONS TO THIS DRAWING:
  - 6. REVISIONS TO THIS DRAWING:
  - 7. REVISIONS TO THIS DRAWING:
  - 8. REVISIONS TO THIS DRAWING:
  - 9. REVISIONS TO THIS DRAWING:
  - 10. REVISIONS TO THIS DRAWING:
  - 11. REVISIONS TO THIS DRAWING:
  - 12. REVISIONS TO THIS DRAWING:
  - 13. REVISIONS TO THIS DRAWING:
  - 14. REVISIONS TO THIS DRAWING:
  - 15. REVISIONS TO THIS DRAWING:
  - 16. REVISIONS TO THIS DRAWING:
  - 17. REVISIONS TO THIS DRAWING:
  - 18. REVISIONS TO THIS DRAWING:
  - 19. REVISIONS TO THIS DRAWING:
  - 20. REVISIONS TO THIS DRAWING:
  - 21. REVISIONS TO THIS DRAWING:
  - 22. REVISIONS TO THIS DRAWING:
  - 23. REVISIONS TO THIS DRAWING:
  - 24. REVISIONS TO THIS DRAWING:
  - 25. REVISIONS TO THIS DRAWING:
  - 26. REVISIONS TO THIS DRAWING:
  - 27. REVISIONS TO THIS DRAWING:
  - 28. REVISIONS TO THIS DRAWING:
  - 29. REVISIONS TO THIS DRAWING:
  - 30. REVISIONS TO THIS DRAWING:
  - 31. REVISIONS TO THIS DRAWING:
  - 32. REVISIONS TO THIS DRAWING:
  - 33. REVISIONS TO THIS DRAWING:
  - 34. REVISIONS TO THIS DRAWING:
  - 35. REVISIONS TO THIS DRAWING:
  - 36. REVISIONS TO THIS DRAWING:
  - 37. REVISIONS TO THIS DRAWING:
  - 38. REVISIONS TO THIS DRAWING:
  - 39. REVISIONS TO THIS DRAWING:
  - 40. REVISIONS TO THIS DRAWING:
  - 41. REVISIONS TO THIS DRAWING:
  - 42. REVISIONS TO THIS DRAWING:
  - 43. REVISIONS TO THIS DRAWING:
  - 44. REVISIONS TO THIS DRAWING:
  - 45. REVISIONS TO THIS DRAWING:
  - 46. REVISIONS TO THIS DRAWING:
  - 47. REVISIONS TO THIS DRAWING:
  - 48. REVISIONS TO THIS DRAWING:
  - 49. REVISIONS TO THIS DRAWING:
  - 50. REVISIONS TO THIS DRAWING:
  - 51. REVISIONS TO THIS DRAWING:
  - 52. REVISIONS TO THIS DRAWING:
  - 53. REVISIONS TO THIS DRAWING:
  - 54. REVISIONS TO THIS DRAWING:
  - 55. REVISIONS TO THIS DRAWING:
  - 56. REVISIONS TO THIS DRAWING:
  - 57. REVISIONS TO THIS DRAWING:
  - 58. REVISIONS TO THIS DRAWING:
  - 59. REVISIONS TO THIS DRAWING:
  - 60. REVISIONS TO THIS DRAWING:
  - 61. REVISIONS TO THIS DRAWING:
  - 62. REVISIONS TO THIS DRAWING:
  - 63. REVISIONS TO THIS DRAWING:
  - 64. REVISIONS TO THIS DRAWING:
  - 65. REVISIONS TO THIS DRAWING:
  - 66. REVISIONS TO THIS DRAWING:
  - 67. REVISIONS TO THIS DRAWING:
  - 68. REVISIONS TO THIS DRAWING:
  - 69. REVISIONS TO THIS DRAWING:
  - 70. REVISIONS TO THIS DRAWING:
  - 71. REVISIONS TO THIS DRAWING:
  - 72. REVISIONS TO THIS DRAWING:
  - 73. REVISIONS TO THIS DRAWING:
  - 74. REVISIONS TO THIS DRAWING:
  - 75. REVISIONS TO THIS DRAWING:
  - 76. REVISIONS TO THIS DRAWING:
  - 77. REVISIONS TO THIS DRAWING:
  - 78. REVISIONS TO THIS DRAWING:
  - 79. REVISIONS TO THIS DRAWING:
  - 80. REVISIONS TO THIS DRAWING:
  - 81. REVISIONS TO THIS DRAWING:
  - 82. REVISIONS TO THIS DRAWING:
  - 83. REVISIONS TO THIS DRAWING:
  - 84. REVISIONS TO THIS DRAWING:
  - 85. REVISIONS TO THIS DRAWING:
  - 86. REVISIONS TO THIS DRAWING:
  - 87. REVISIONS TO THIS DRAWING:
  - 88. REVISIONS TO THIS DRAWING:
  - 89. REVISIONS TO THIS DRAWING:
  - 90. REVISIONS TO THIS DRAWING:
  - 91. REVISIONS TO THIS DRAWING:
  - 92. REVISIONS TO THIS DRAWING:
  - 93. REVISIONS TO THIS DRAWING:
  - 94. REVISIONS TO THIS DRAWING:
  - 95. REVISIONS TO THIS DRAWING:
  - 96. REVISIONS TO THIS DRAWING:
  - 97. REVISIONS TO THIS DRAWING:
  - 98. REVISIONS TO THIS DRAWING:
  - 99. REVISIONS TO THIS DRAWING:
  - 100. REVISIONS TO THIS DRAWING:

SAI SILLING ASSOCIATES INC. ARCHITECTS - PLANNERS

ROSSER FABRAP

Rosser Fabrap International ARCHITECTS - PLANNERS



REVISIONS

RECORD DRAWING 9-5-95

MOUNT OLIVE CORRECTIONAL COMPLEX WEST VIRGINIA REGIONAL JAIL & CORRECTIONAL FACILITY AUTHORITY

KEY PLAN

UNAWING TITLE EXTERIOR ELEVATIONS

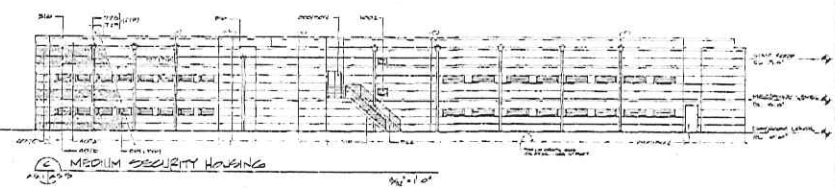
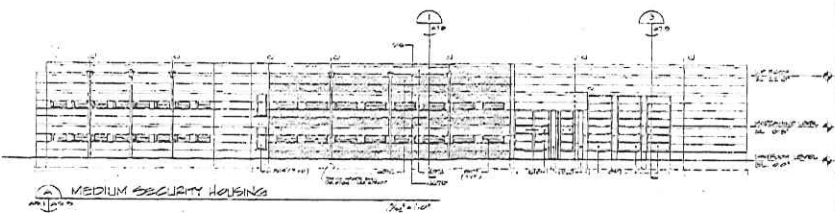
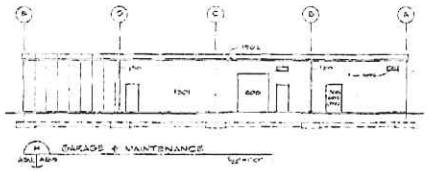
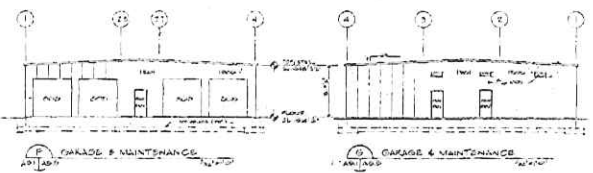
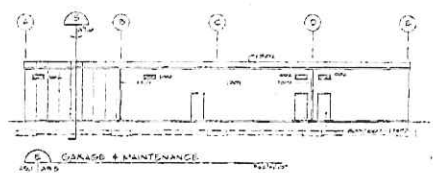
SCALE: 3/32" = 1'-0"

DATE 12/9/91

DRAWING NO.

A5.4

000037



NOTE: ALL CONSTRUCTION TO ACCORD WITH PERMITS PROVIDED BY APPROPRIATE AGENCIES. SEE TYPICAL DETAILS.

**SAI** SELLING ASSOCIATES, INC.  
ARCHITECTS - PLANNERS  
400 CAPITAL STREET - SUITE 200 - ALEXANDRIA, VA 22304  
TELEPHONE: 703-746-1100

**ROSSER FABRAP**

Rosser Fabrap International  
ARCHITECTS - PLANNERS  
1000 COMMONWEALTH AVENUE, SUITE 1000  
ALEXANDRIA, VA 22304  
TELEPHONE: 703-746-1100



REVISIONS

RECORD DRAWING 9-5-95

**MOUNT OLIVE  
CORRECTIONAL COMPLEX**  
WEST VIRGINIA REGIONAL JAIL & CORRECTIONAL FACILITY AUTHORITY

- KEY NOTES**
1. SEE GENERAL NOTES TO PERMITS.
  2. ALL CONSTRUCTION TO ACCORD WITH PERMITS PROVIDED BY APPROPRIATE AGENCIES. SEE TYPICAL DETAILS.
  3. ALL MATERIALS TO BE APPROVED BY THE ARCHITECT.
  4. ALL WORK TO BE DONE IN ACCORDANCE WITH THE LATEST EDITIONS OF THE BUILDING CODES AND SPECIFICATIONS.
  5. ALL WORK TO BE DONE IN ACCORDANCE WITH THE LATEST EDITIONS OF THE NATIONAL ELECTRICAL CODE AND THE NATIONAL MECHANICAL CODE.
  6. ALL WORK TO BE DONE IN ACCORDANCE WITH THE LATEST EDITIONS OF THE NATIONAL FIRE PROTECTION ASSOCIATION (NFPA) CODES.
  7. ALL WORK TO BE DONE IN ACCORDANCE WITH THE LATEST EDITIONS OF THE AMERICAN INSTITUTE OF ARCHITECTS (AIA) CODES.
  8. ALL WORK TO BE DONE IN ACCORDANCE WITH THE LATEST EDITIONS OF THE AMERICAN SOCIETY OF MECHANICAL ENGINEERS (ASME) CODES.
  9. ALL WORK TO BE DONE IN ACCORDANCE WITH THE LATEST EDITIONS OF THE AMERICAN SOCIETY OF CIVIL ENGINEERS (ASCE) CODES.
  10. ALL WORK TO BE DONE IN ACCORDANCE WITH THE LATEST EDITIONS OF THE AMERICAN SOCIETY OF MECHANICAL ENGINEERS (ASME) CODES.
  11. ALL WORK TO BE DONE IN ACCORDANCE WITH THE LATEST EDITIONS OF THE AMERICAN SOCIETY OF CIVIL ENGINEERS (ASCE) CODES.
  12. ALL WORK TO BE DONE IN ACCORDANCE WITH THE LATEST EDITIONS OF THE AMERICAN SOCIETY OF MECHANICAL ENGINEERS (ASME) CODES.
  13. ALL WORK TO BE DONE IN ACCORDANCE WITH THE LATEST EDITIONS OF THE AMERICAN SOCIETY OF CIVIL ENGINEERS (ASCE) CODES.
  14. ALL WORK TO BE DONE IN ACCORDANCE WITH THE LATEST EDITIONS OF THE AMERICAN SOCIETY OF MECHANICAL ENGINEERS (ASME) CODES.
  15. ALL WORK TO BE DONE IN ACCORDANCE WITH THE LATEST EDITIONS OF THE AMERICAN SOCIETY OF CIVIL ENGINEERS (ASCE) CODES.
  16. ALL WORK TO BE DONE IN ACCORDANCE WITH THE LATEST EDITIONS OF THE AMERICAN SOCIETY OF MECHANICAL ENGINEERS (ASME) CODES.
  17. ALL WORK TO BE DONE IN ACCORDANCE WITH THE LATEST EDITIONS OF THE AMERICAN SOCIETY OF CIVIL ENGINEERS (ASCE) CODES.
  18. ALL WORK TO BE DONE IN ACCORDANCE WITH THE LATEST EDITIONS OF THE AMERICAN SOCIETY OF MECHANICAL ENGINEERS (ASME) CODES.
  19. ALL WORK TO BE DONE IN ACCORDANCE WITH THE LATEST EDITIONS OF THE AMERICAN SOCIETY OF CIVIL ENGINEERS (ASCE) CODES.
  20. ALL WORK TO BE DONE IN ACCORDANCE WITH THE LATEST EDITIONS OF THE AMERICAN SOCIETY OF MECHANICAL ENGINEERS (ASME) CODES.

KEY PLAN

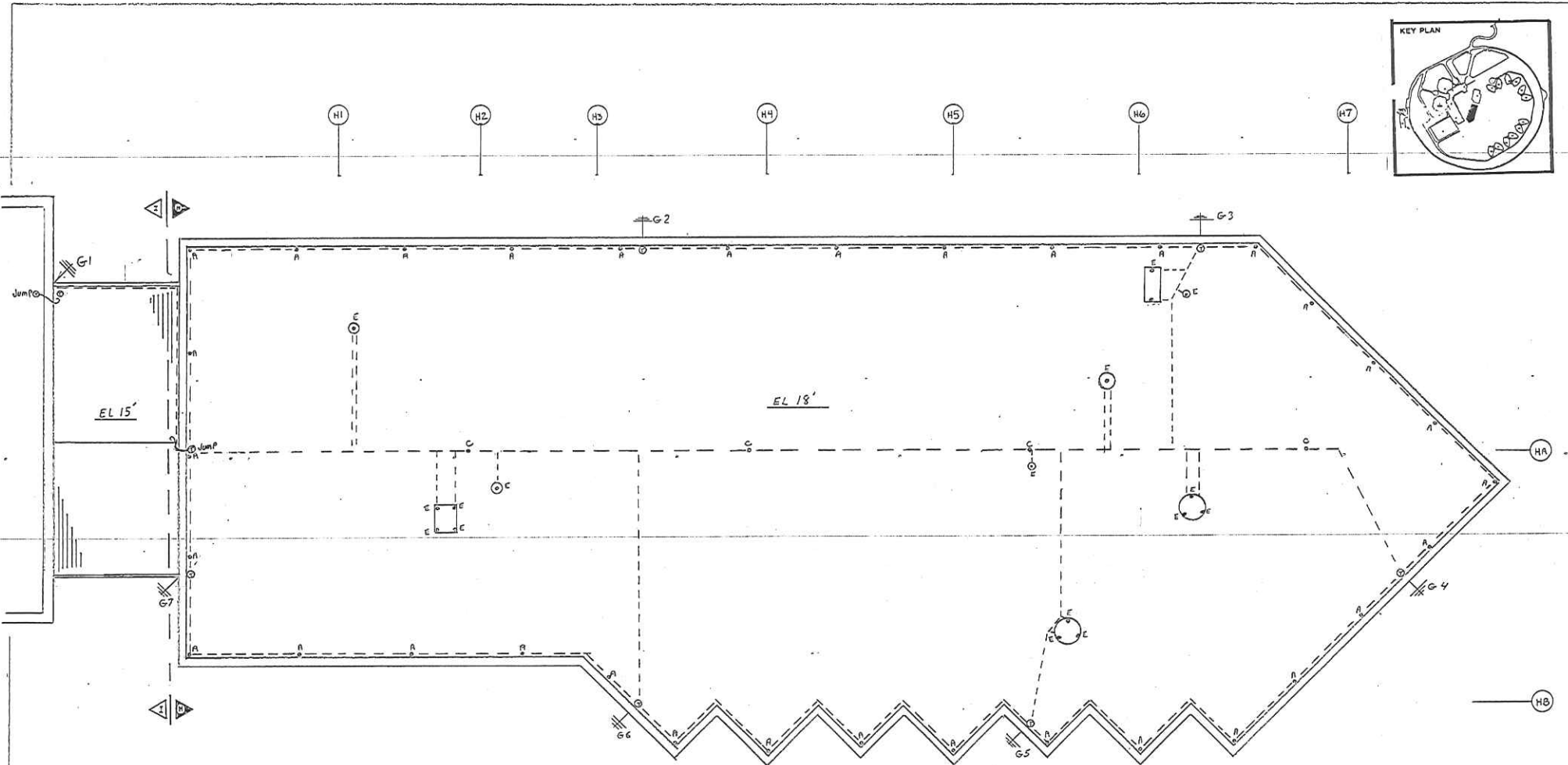
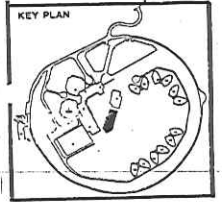
DRAWING TITLE  
EXTERIOR ELEVATIONS

DATE  
12/9/91

DRAWING NO.  
A5.5


# EXHIBIT #4

## LIGHTNING PROTECTION DRAWINGS



FIELD AND JOB CONDITIONS MAY NECESSITATE VARIANCES AND CHANGES TO ANY OR ALL DETAILS, DIMENSIONS, AND CABLE ROUTINGS.

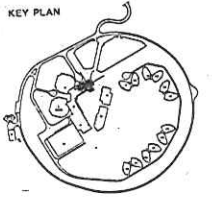
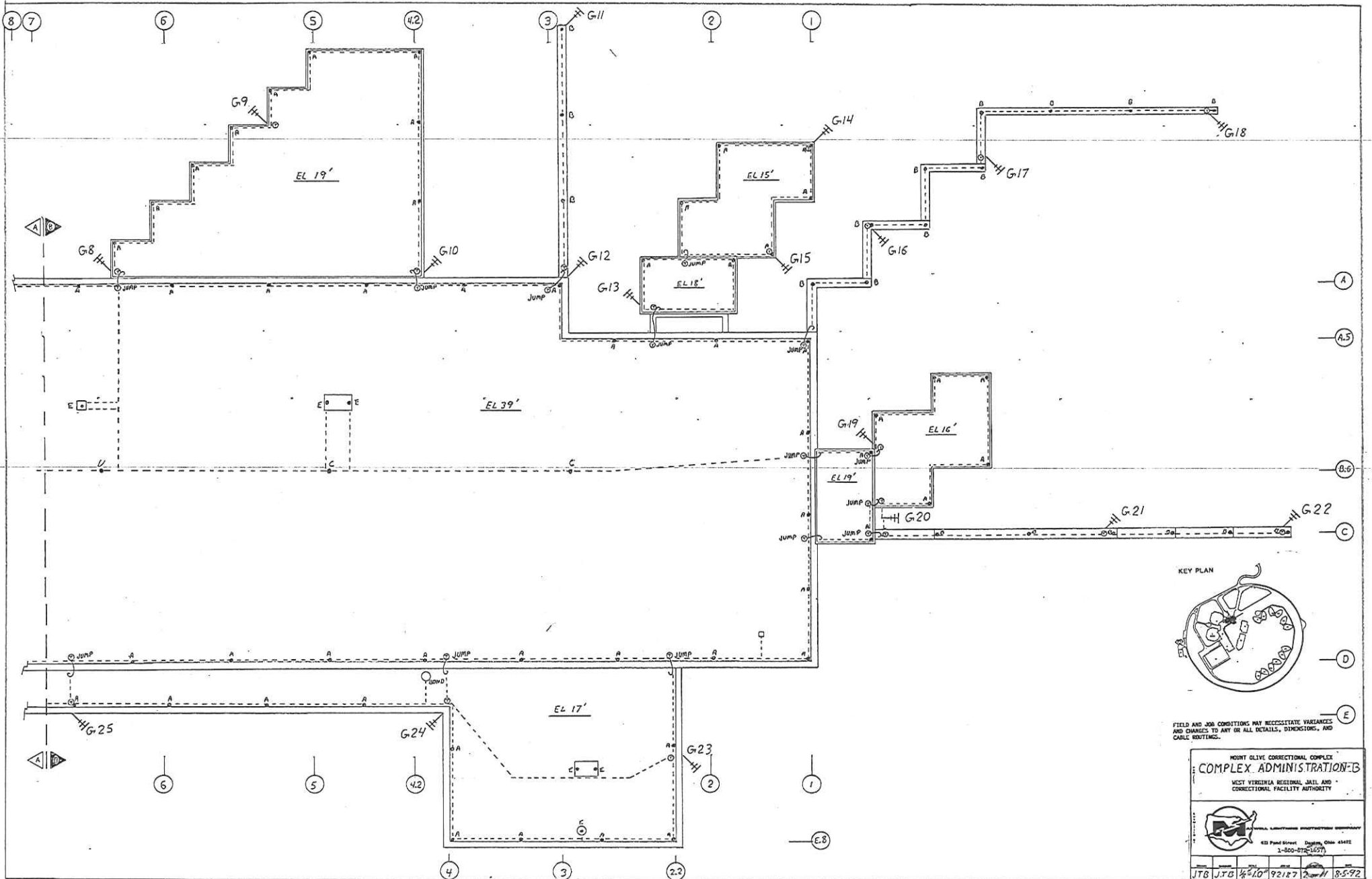
MOUNT OLIVE CORRECTIONAL COMPLEX  
**ACADEMIC EDUCATION AREA H**  
 WEST VIRGINIA REGIONAL JAIL AND  
 CORRECTIONAL FACILITY AUTHORITY



633 Powell Street, Dayton, Ohio 45402  
 3-600-872-1657


DATE	BY	SCALE	PROJECT	SHEET
12/18/92	JTB	1/8" = 1'-0"	92157	7 of 11

0030



FIELD AND JOB CONDITIONS MAY NECESSITATE VARIANCES AND CHANGES TO ANY OR ALL DETAILS, DIMENSIONS, AND CABLE ROUTINGS.

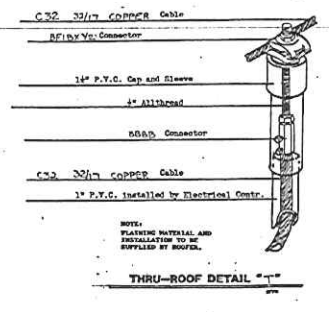
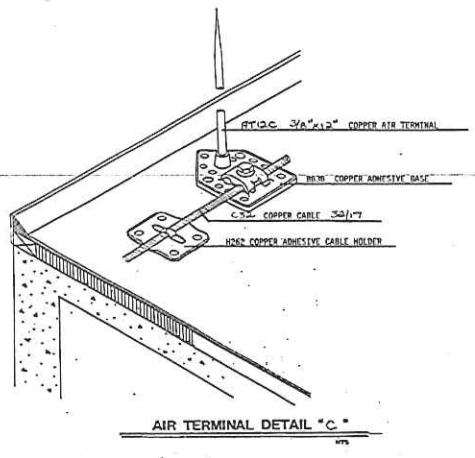
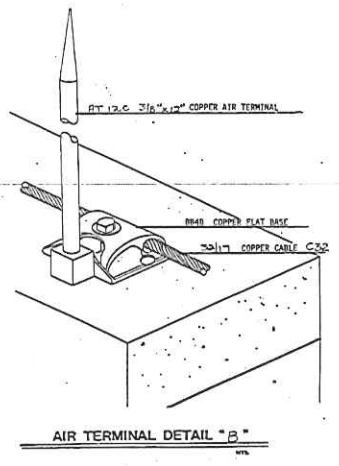
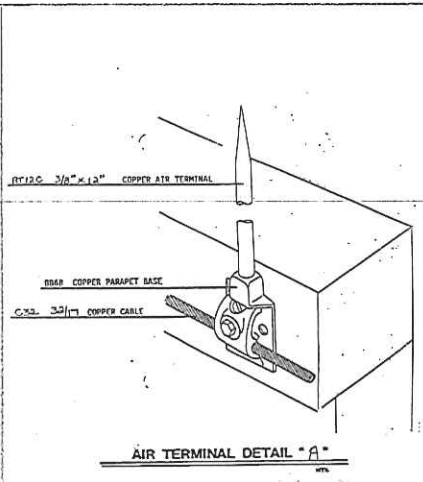
MOUNT OLIVE CORRECTIONAL COMPLEX  
 COMPLEX ADMINISTRATION-B  
 WEST VIRGINIA REGIONAL JAIL AND  
 CORRECTIONAL FACILITY AUTHORITY



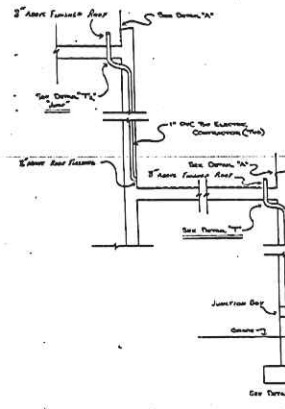
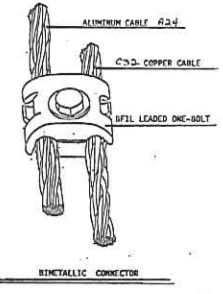
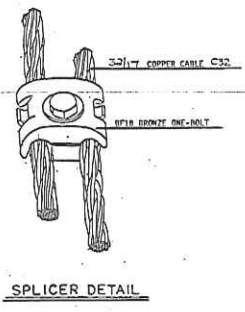
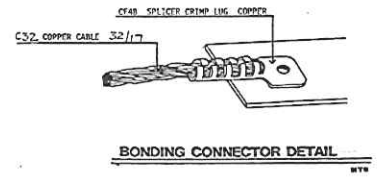
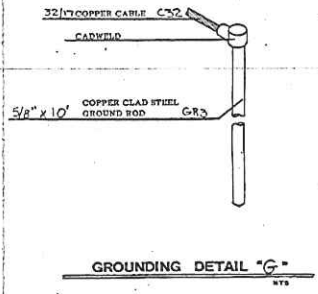
433 Piedmont Street, Dayton, Ohio 45402  
1-800-872-1077

JTB JTG 1/4/10 92127 2/11 8592



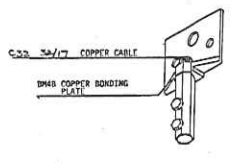
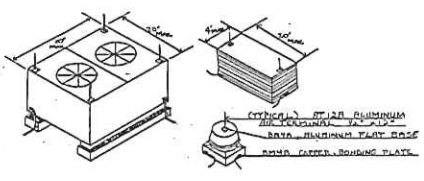


NOTE: BALLOONED AREA "A" OF DRAWING IS CLASS II MATERIAL AND COMPONENTS.



P.V.C. DOWN LEAD INSTALLATION

- NOTE:
1. ALL P.V.C. RUN BY ELECTRICAL CONTRACTOR IS 1". IT MUST HAVE A CLEAR PASSWAY WITH FULL STIFFING INSTALLED. EACH P.V.C. RUN SHOULD HAVE A JUNCTION BOX THREE (3) FOOT OFF OF ROOF FLOOR TO ALLOW FOR GROUND TAILS TO BE INSTALLED SEPARATE FROM ROOF TAILS.
  2. AT ALL LOCATIONS WHERE MULTIPLE THRU-ROOFS AND GROUND VENTS ARE (1) GROUPED, EACH THRU-ROOF SHOULD RUN TO GROUND SEPARATELY. THE INTERCONNECTION WILL BE MADE AT THE GROUND LOCATION.
  3. ALL GROUND LOCATIONS OF P.V.C. MUST BE MARKED FOR CABLE AND GROUND INSTALLATIONS.
  4. AT ANY GROUND LOCATIONS WHERE AN OCCUPATION MAY OCCUR: FOOTER, STAIRWELL, ETC., P.V.C. SHOULD CONDUIT PASS THROUGH AREA.
  5. ANY UNFINISHED WHERE P.V.C. CONTINUES ON UP INTO A PARAPET WALL SHOULD EXTEND INTO ROOF LEVEL. A MAXIMUM OF 4" ABOVE ROOF LEVEL MUST BE MAINTAINED.
  6. ALL P.V.C. LOCATIONS BEHIND OF BRACKETS MUST BE DETAILLED AS SHOWN ON BRACKETS TO INSURE UL 94A, NFPA 70 AND LPI 175 LIGHTNING PROTECTION CODES COMPLIANCE.
  7. ANY REQUIRED WORK TO INSTALL P.V.C., CHANGE LOCATIONS, CLEAR BRACKETS, EXTEND THRU-ROOFS, OR LOCATE GROUND LOCATIONS, BY THIS FIRM, WILL BE DONE ON A TIME AND MATERIAL BASIS.



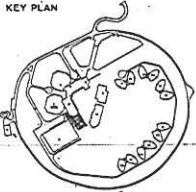
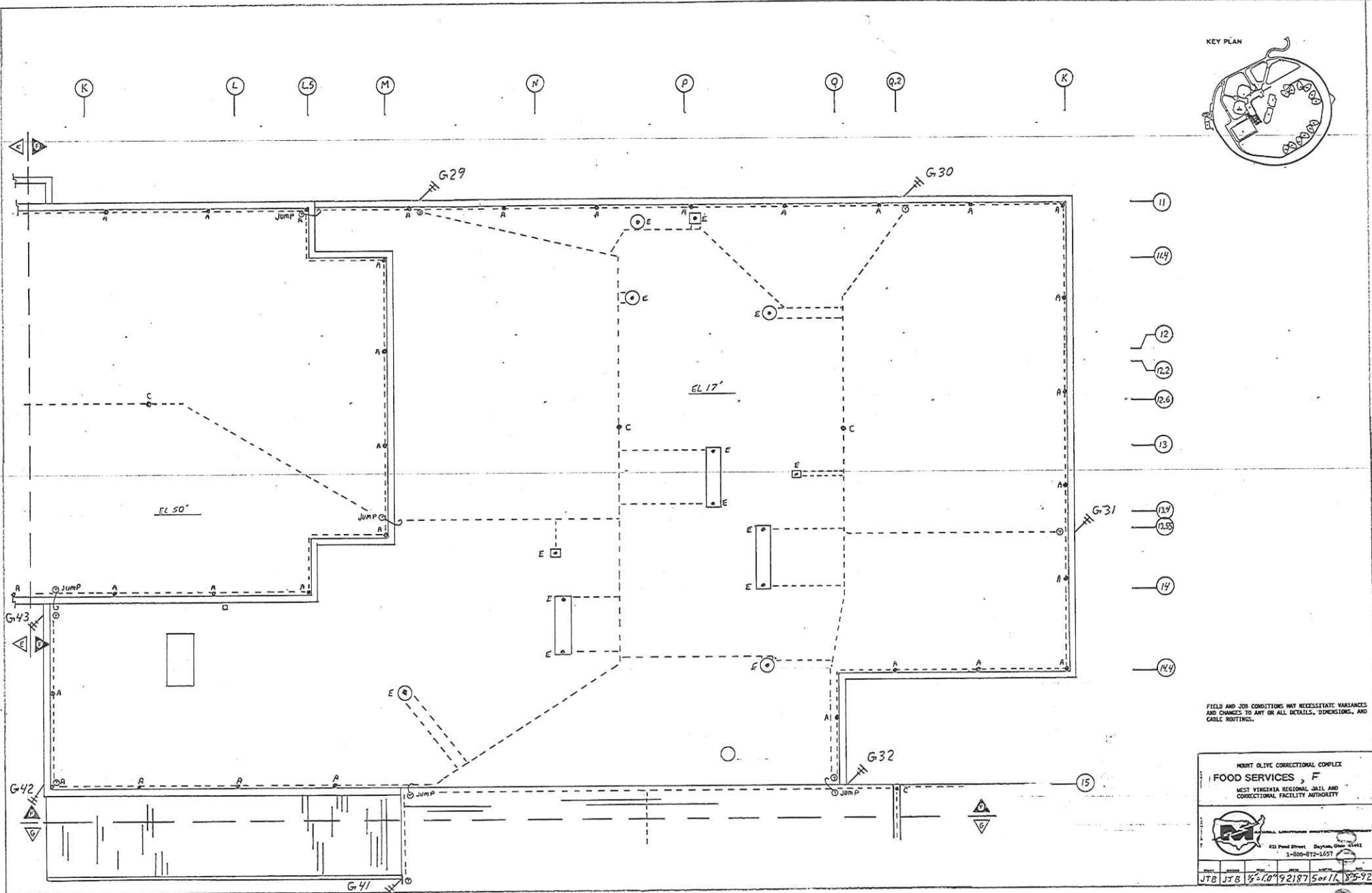
DETAILS

FIELD AND JOB CONDITIONS MAY NECESSITATE VARIANCES AND CHANGES TO ANY OF ALL DETAILS, DIMENSIONS AND CABLE ROUTINGS.

MOUNT OLIVE CORRECTIONAL COMPLEX  
 DETAIL SHEET  
 WEST VIRGINIA REGIONAL JAIL AND  
 CORRECTIONAL FACILITY AUTHORITY


431 Pied Street Dayton, Ohio 45424  
 1-800-872-3557

LJM JTB NTS 9/2/87 11.6.18/2/92



FIELD AND JOB CONDITIONS MAY NECESSITATE VARIANCES AND CHANGES TO ANY OR ALL DETAILS, DIMENSIONS, AND CABLE ROUTINGS.

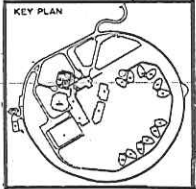
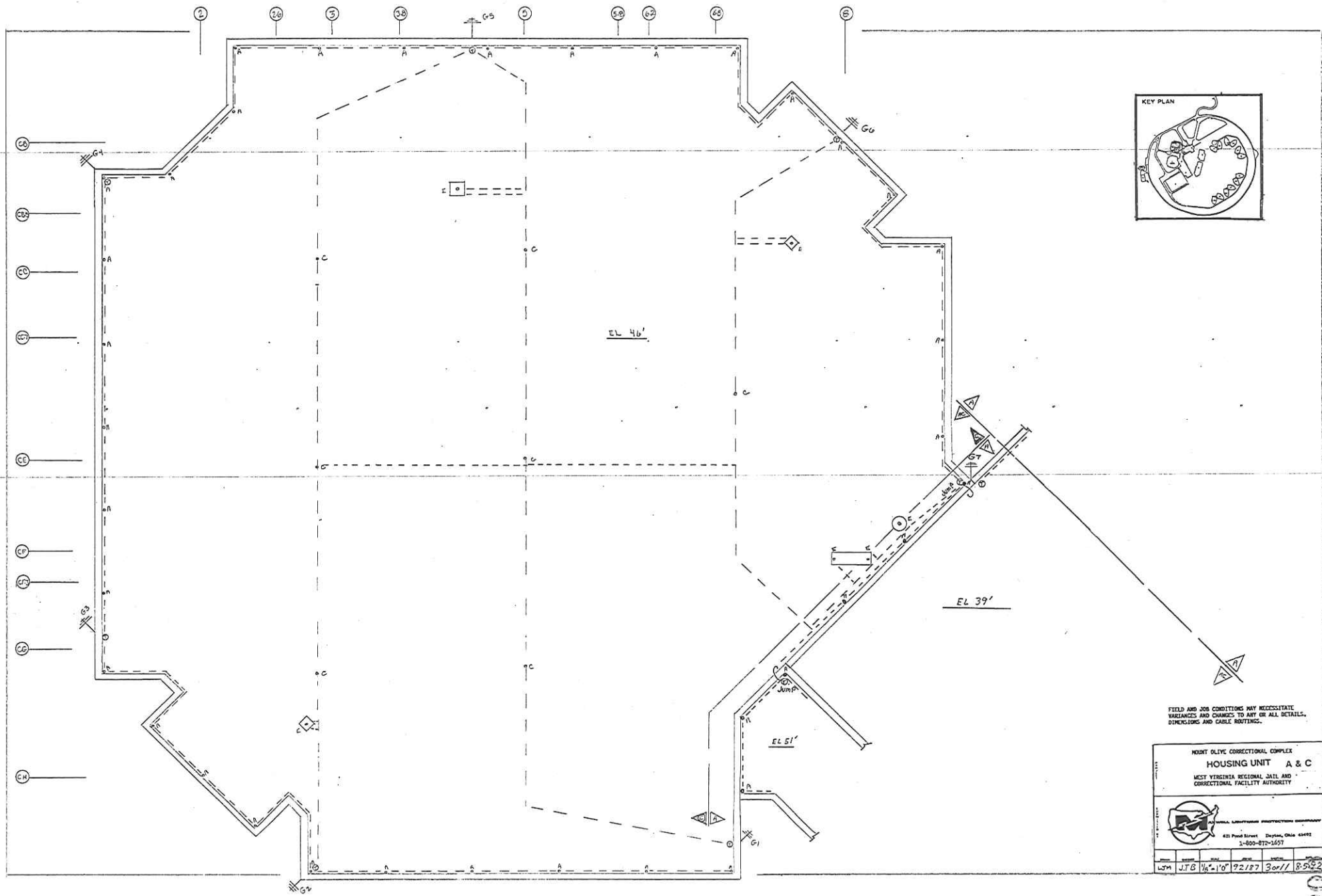
MOUNT OLIVE CORRECTIONAL COMPLEX  
**FOOD SERVICES, F**  
 WEST VIRGINIA REGIONAL JAIL AND  
 CORRECTIONAL FACILITY AUTHORITY



423 Pied Street, Martinsburg, West Virginia  
 1-800-872-1597

DATE:	DESIGN:	SCALE:	SHEET:
JTB	JTB	1/8"=1'-0"	92187 Ser 11, 105-92

012



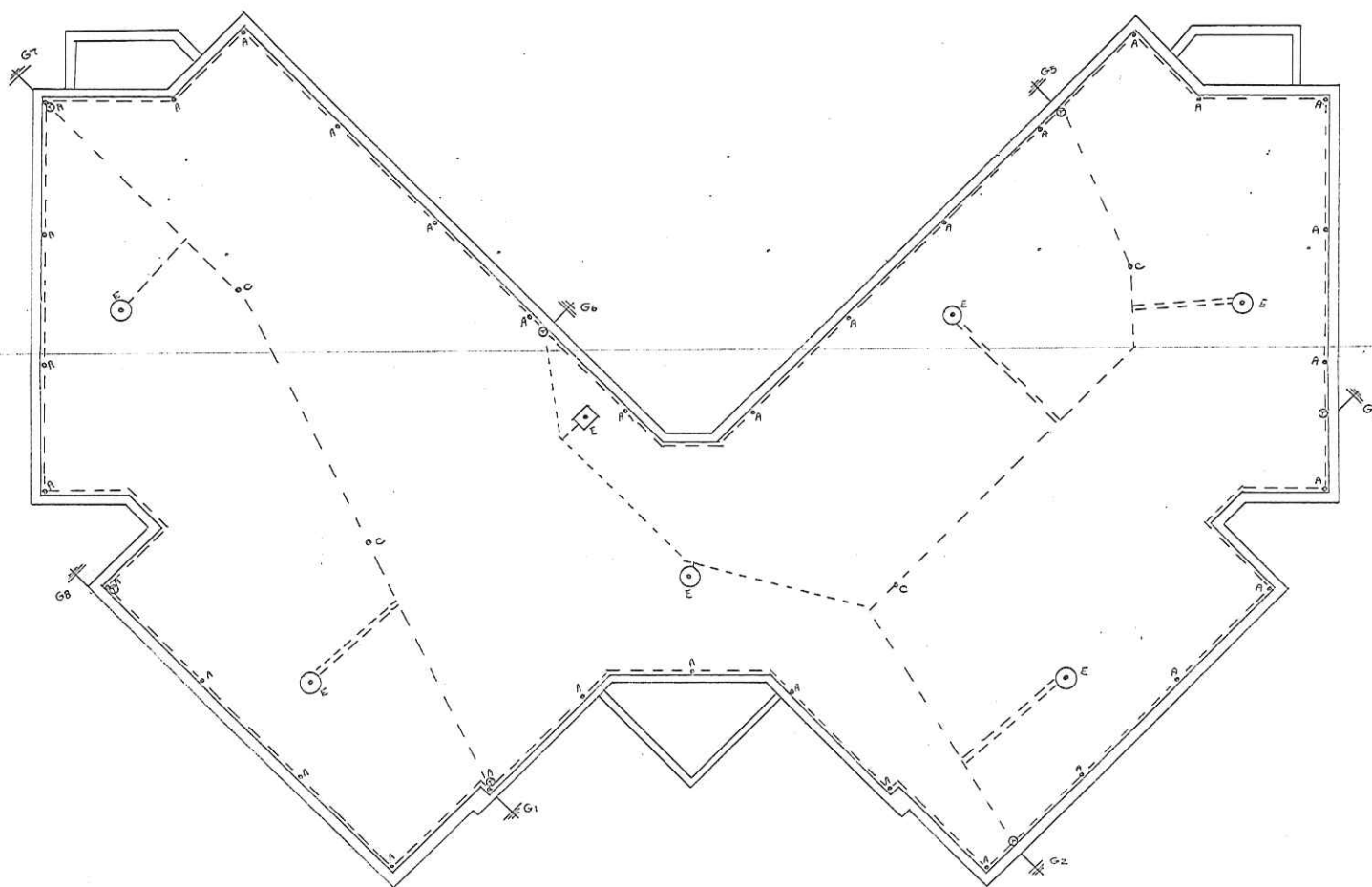
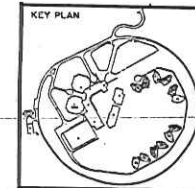
FIELD AND JOB CONDITIONS MAY NECESSITATE  
 VARIANCES AND CHANGES TO ANY OR ALL DETAILS,  
 DIMENSIONS AND CABLE ROUTINGS.

HENRY OLIVE CORRECTIONAL COMPLEX  
 HOUSING UNIT A & C  
 WEST VIRGINIA REGIONAL JAIL AND  
 CORRECTIONAL FACILITY AUTHORITY

433 Ford Street Dayton, Ohio 45402  
 1-800-872-1697

DATE	BY	CHKD	SCALE	NO.
10/1/85	JTB	JTB	1/4"=1'-0"	192187
3 of 11			8-5822	

00043

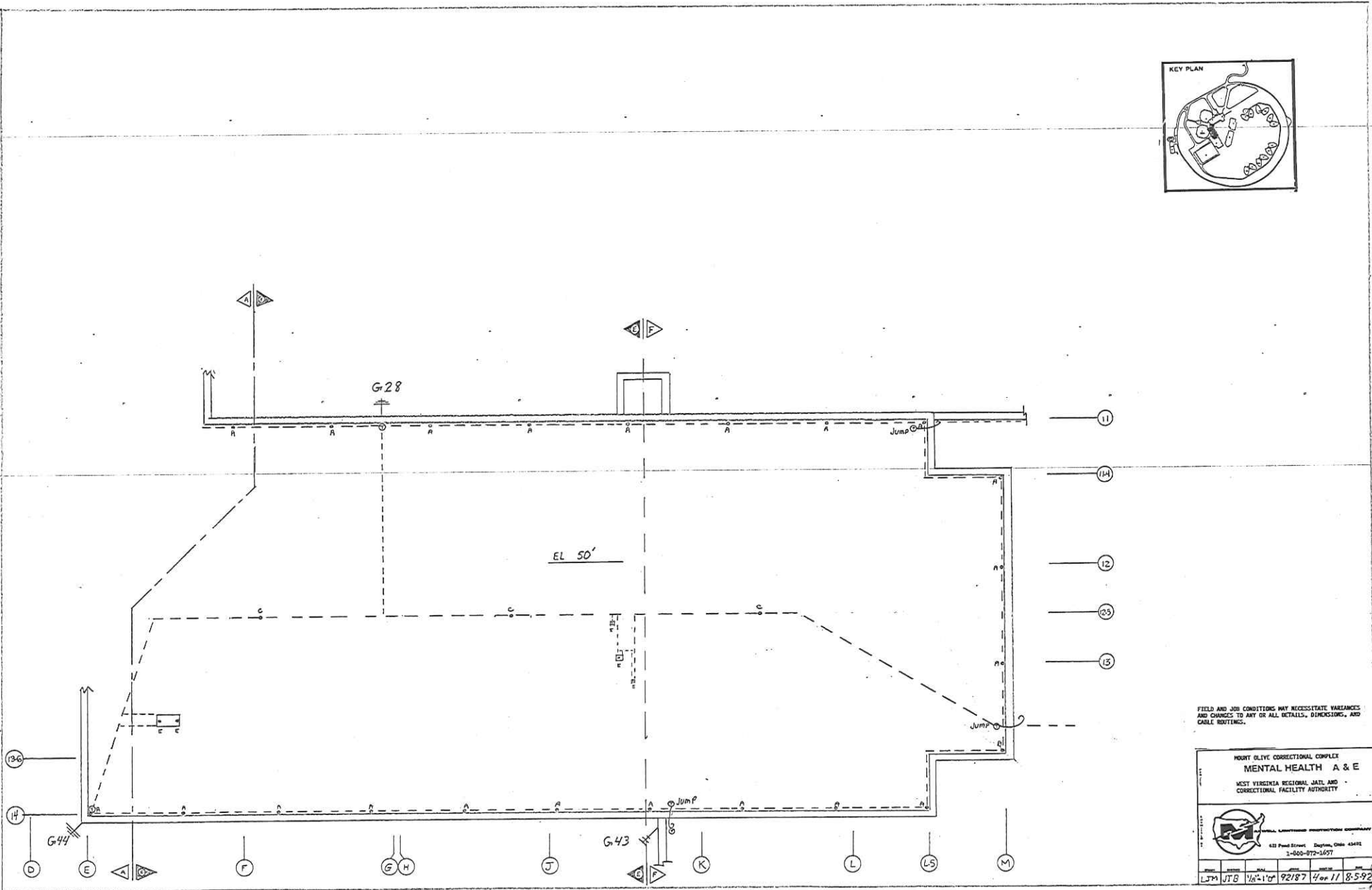
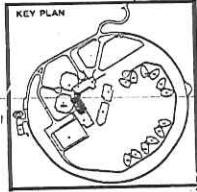


FIELD AND JOB CONDITIONS MAY NECESSITATE VARIANCES AND CHANGES TO ANY OR ALL DETAILS, DIMENSIONS, AND CABLE ROUTING.

**AREAS J,K,L,M,N,O**  
 MOUNT OLIVE CORRECTIONAL COMPLEX  
 MEDIUM SECURITY HOUSING  
 WEST VIRGINIA REGIONAL JAIL AND  
 CORRECTIONAL FACILITY AUTHORITY


	622 Penn Street		DeWitt, OH
	1-800-472-1507		
DATE	BY	CHKD	APPROV
1/28/92	JTB	1/28/92	9 OF 11

000044



FIELD AND JOB CONDITIONS MAY NECESSITATE VARIANCES AND CHANGES TO ANY OR ALL DETAILS, DIMENSIONS, AND CABLE NOTINGS.

HUNY OLIVE CORRECTIONAL COMPLEX  
**MENTAL HEALTH A & E**  
 WEST VIRGINIA REGIONAL JAIL AND  
 CORRECTIONAL FACILITY AUTHORITY



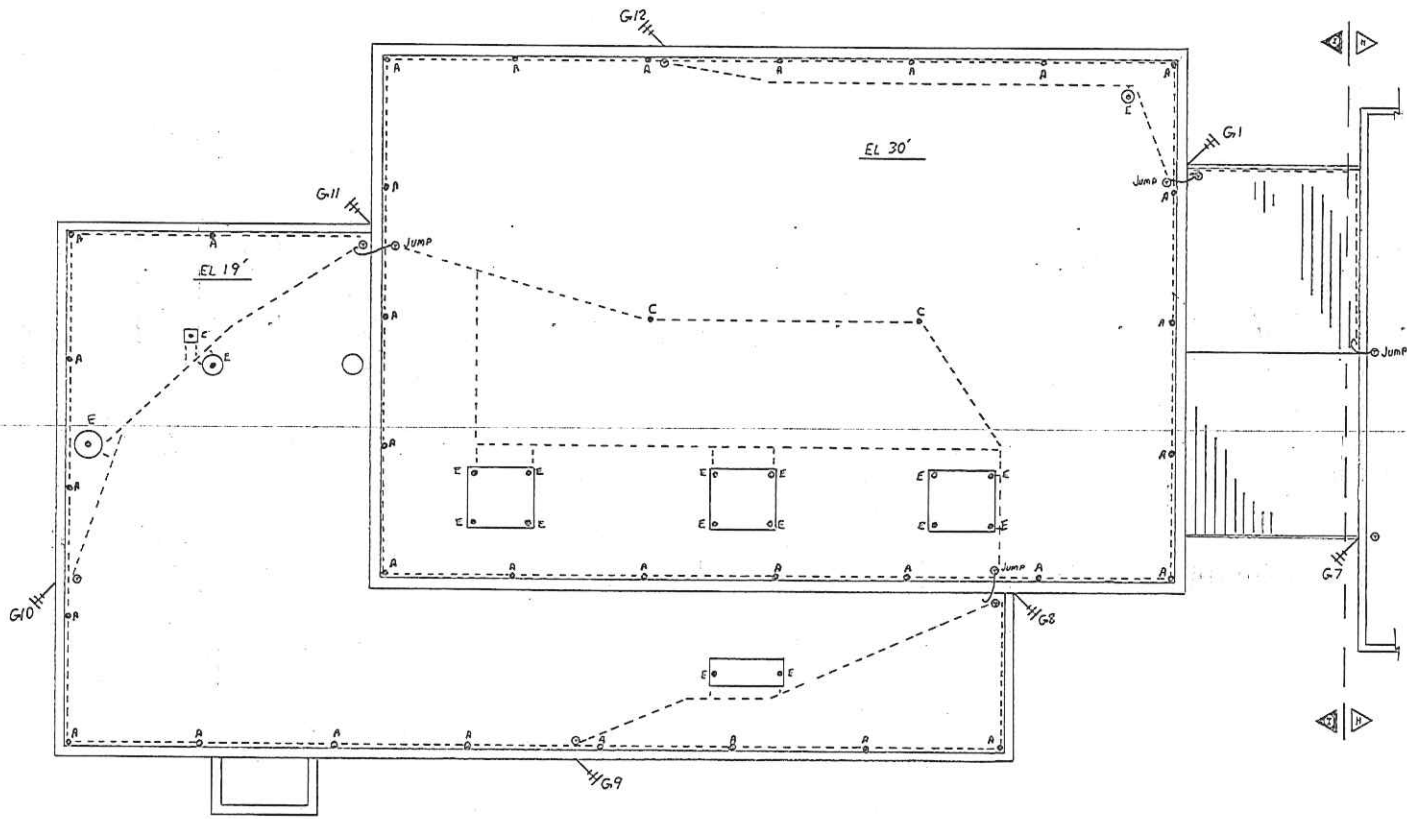
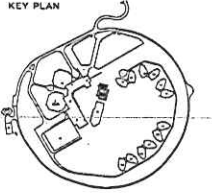
433 Penn Street, Martinsburg, Ohio 43402  
 1-800-872-3697

DATE	BY	SCALE	DATE	NO.
LJTB	JTB	1/8" = 1'-0"	9/2/87	4 of 11

8-592


000045

KEY PLAN



FIELD AND JOB CONDITIONS MAY NECESSITATE  
 VARIATIONS AND CHANGES TO ANY OR ALL DETAILS,  
 DIMENSIONS AND CABLE ROUTINGS.

MOUNT OLIVE CORRECTIONAL COMPLEX  
**RECREATION, CHAPEL, I**  
 WEST VIRGINIA REGIONAL JAIL AND  
 CORRECTIONAL FACILITY AUTHORITY

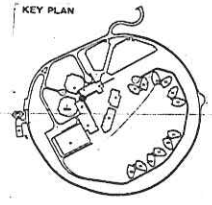
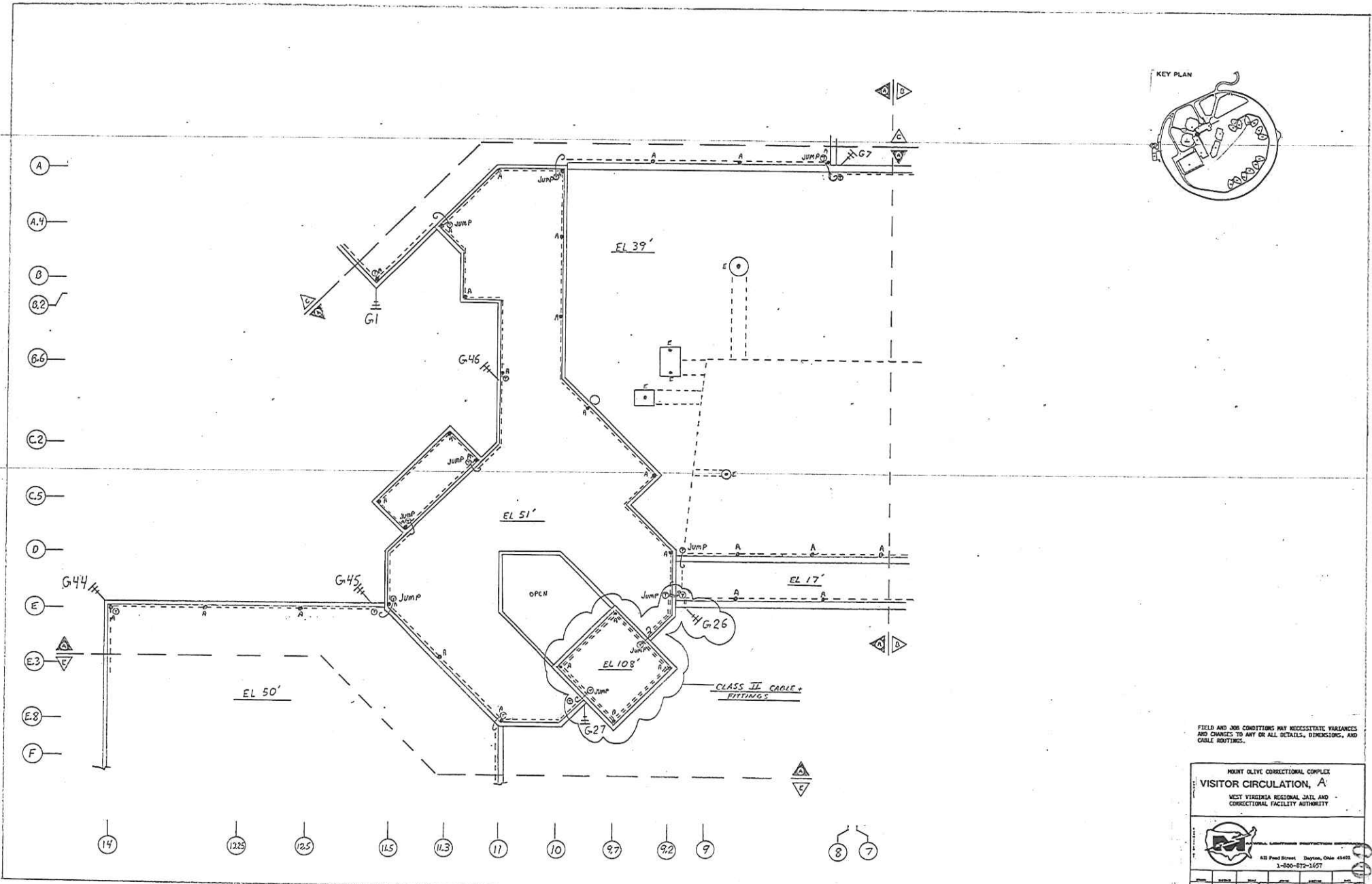


812 Pond Street, Dayton, Ohio 45424  
 1-800-872-2637

DATE	BY	APP'D
JTB	JTB	JTB

PROJECT NO. 10492187  
 DATE 3/11/88

046



FIELD AND JOB CONDITIONS MAY NECESSITATE VARIANCES AND CHANGES TO ANY OR ALL DETAILS, DIMENSIONS, AND CABLE ROUTINGS.

MOUNT OLIVE CORRECTIONAL COMPLEX  
**VISITOR CIRCULATION, A**  
 WEST VIRGINIA REGIONAL JAIL AND  
 CORRECTIONAL FACILITY AUTHORITY

		612 Peck Street Dayton, Ohio 45415 1-800-872-1597	
DATE	BY	APP'D	REV
JTB	JTB	8/20/92	1 of 11

85-92

# EXHIBIT #5

## LIGHTNING PROTECTION MASTER LABEL NUMBERS



**LIGHTNING PROTECTION**

- 1.) U. L. MASTER LABELS
- 2.) GROUND RESISTANCE TESTS

000050

DAYTON 513-228-7250  
800-872-1857  
TELEFAX NO 513-228-1508

RECEIVED

DEC 14 1994

NITRO ELECTRIC CO.



MAXWELL  
LIGHTNING PROTECTION COMPANY

821 POND STREET DAYTON, OHIO 45402

December 12, 1994

Nitro Electric Company  
P.O. Box 425  
Nitro, WV 25143

Attention: Bob Bradshaw

SUBJECT: Lightning Protection Master Labels No.

512839	Main Buildings
512840	Area H & I
512841	Area J
512842	Area K
512843	Area L
512844	Area M
512845	Area N
512846	Area O
512847	Area P
512848	Area R
512849	Area Q

PROJECT: Mt. Olive Correctional Complex  
Mt. Olive, WV  
Our Job No. 92187

Gentlemen:

Enclosed is the Master Labels for the above named project. The numbers should be recorded on the owner's yellow copy of the application.

Please have the Master Labels and our Maxwell Lightning installer's labels installed on the roof hatch or switchgear in the electrical room, so that they will be clearly visible.

Thank you for allowing us the opportunity to serve you, and if we can be of further assistance, please feel free to contact us.


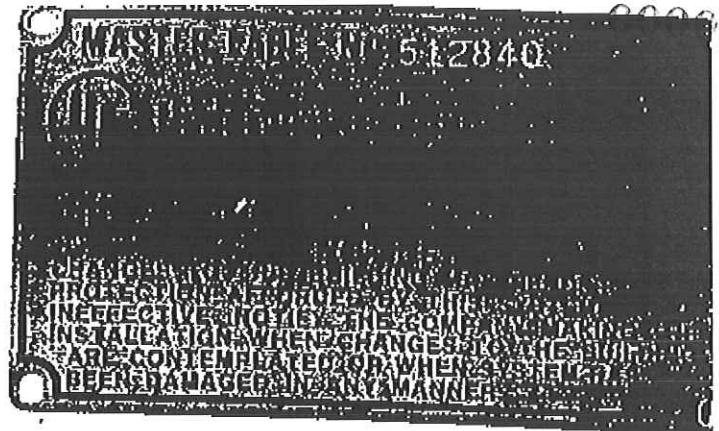
Sincerely,

MAXWELL LIGHTNING PROTECTION COMPANY

*Wayne S. Maxwell*  
Wayne S. Maxwell

/1jm

Enclosures: Master Labels  
Maxwell Labels




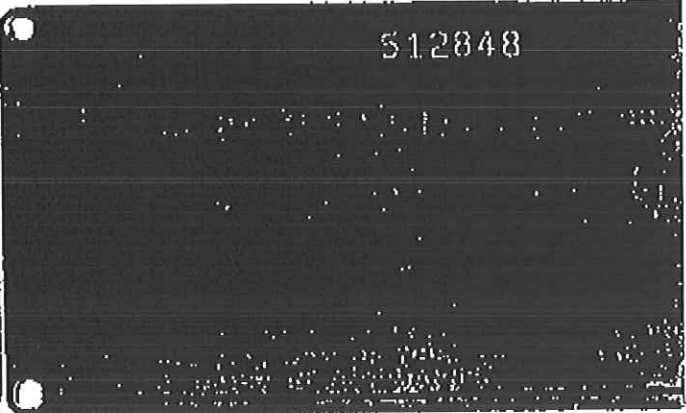


Installer W. A. ... This contains UNDERWRITERS LABORATORIES INC.'S MASTER LABELS for lightning protection installations to be forwarded to E24(96-3)

Owner ...

Address

Building	Master Label
...	No. ...
...	No. ...
...	No. ...
...	No. ...
...	No. ...
...	No. ...

Owner: AS SOON AS RECEIVED, PLEASE ATTACH THE LABELS as numbered to buildings as named. Locate adjacent to the Installer's nameplate.




Installer W.A. W.C.  
 This contains UNDERWRITERS LABORATORIES INC.'S MASTER LABELS  
 for lightning protection installations to be forwarded to  
 Owner W. A. W. C. Construction Company

E24(95-3)

Address

Building	Master Label
11	No 5-12-1-1-1
11	No 2
6	No 2
1	No 1
1	No 1
	No
	No

Owner: AS SOON AS RECEIVED, PLEASE ATTACH THE LABELS  
 as numbered to buildings as named. Locate adjacent to the Installer's nameplate.



**MAXWELL  
LIGHTNING PROTECTION COMPANY**  
881 POND STREET DAYTON, OHIO 45402

### GROUND ROD REPORT

Employee Delbert Corn, Jr. Date 07/29/94  
 Job No. 92187 Job Name Mt. Olive Correctional Contractor Nitro  
 Equipment Name Biddle Equipment Serial No. 8633  
 Soil Conditions Rock Weather Conditions Clear  
 Approximate Temperature 75° Approximate Last Rainfall 48 hrs +

#### GROUND ROD DEPTH INDIVIDUAL GRD. NO. HEADING RANGE SETTING

DEPTH	INDIVIDUAL GRD. NO.	HEADING	RANGE SETTING
2'	system	1.5 Ohms	

Signatures:

Delbert Corn, Jr.  
Maxwell Employee

Contractor

Owner or Representative

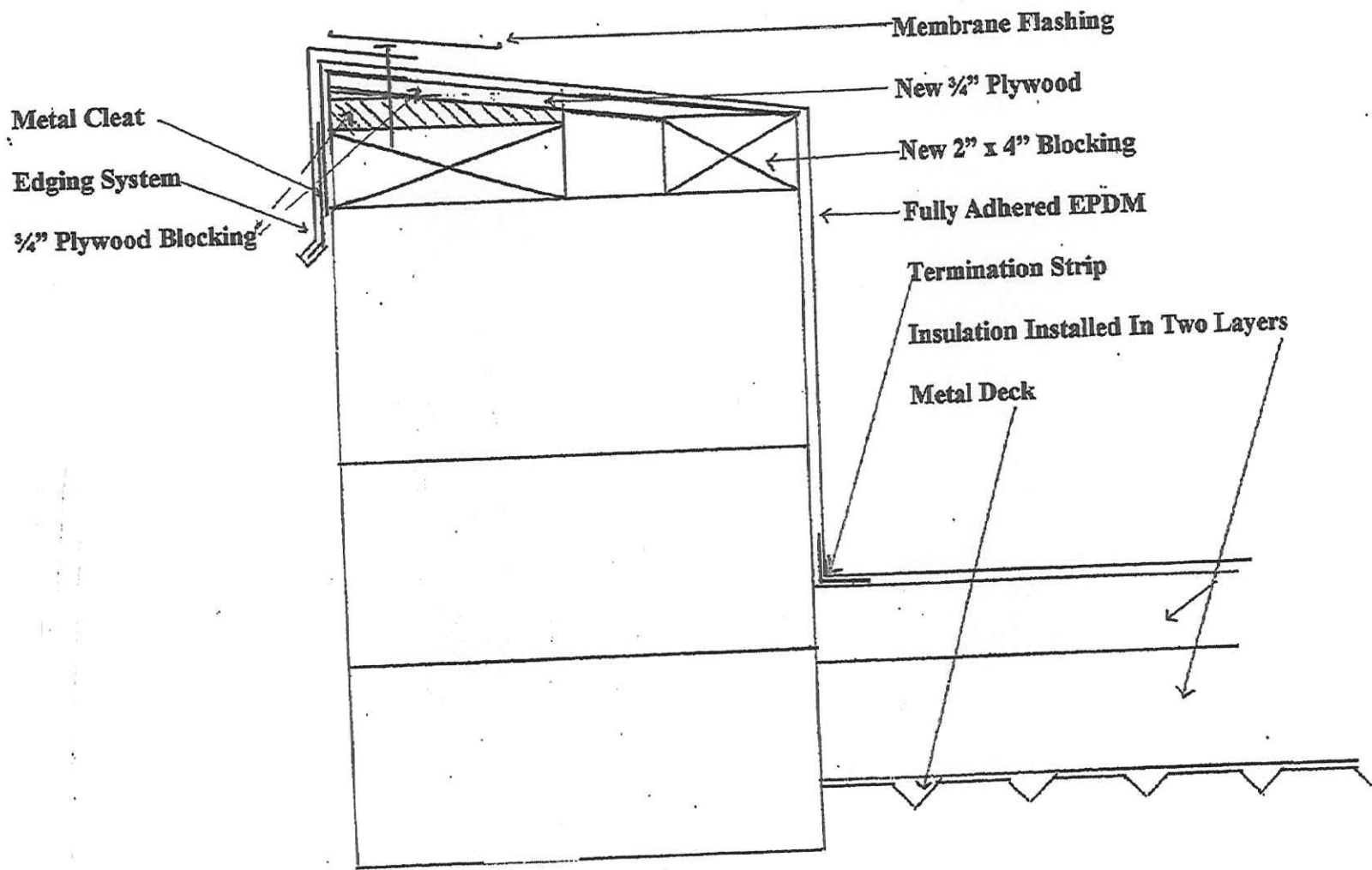
7/29/94  
Date

Date

Date

# EXHIBIT #6

DETAIL ON THE  
WALL AND  
EDGING SYSTEM



# EXHIBIT #7

## REVISED BID FORM



RFQ # COR61525

**ALL LABOR, MATERIALS, EQUIPMENT, AND SUPPLIES NECESSARY TO INSTALL NEW  
ROOFING SYSTEM ON FIFTEEN (15) BUILDINGS**

**MOUNT OLIVE CORRECTIONAL COMPLEX**

**FAYETTE COUNTY, WV**

**BID FORM**

Bidder's Company Name: \_\_\_\_\_

Bidder's Address: \_\_\_\_\_

\_\_\_\_\_

Remittance Address: \_\_\_\_\_

(If different)

\_\_\_\_\_

Phone Number: \_\_\_\_\_

Fax Number: \_\_\_\_\_

Email Address: \_\_\_\_\_

WV Contractor's License Number: \_\_\_\_\_

We, the undersigned, hereby propose to furnish all materials, equipment, and labor to complete all work in a workmanlike manner, as described in the Bidding Documents.

CONTRACT BASE BID: \_\_\_\_\_

(\$ \_\_\_\_\_) (Contract base bid to be written in words and numbers.)

METAL DECKING PER SQUARE FOOTAGE COST BID (IF ANY)

\_\_\_\_\_

(\$ \_\_\_\_\_) (Total to be written in words and numbers.)

The Bidder understands that to the extent allowed by the West Virginia Code, the OWNER reserves the right to waive any informality or irregularity in any Bid, or Bids, and to reject any or all Bids in whole or in part; to reject a bid not accompanied by the required bid security or by other data required by the Bidding Documents; to reject any conditions of the bid by the Bidder that is in any way inconsistent with the requirements, terms, and conditions of the Bidding Documents; or to reject a bid that is in any way incomplete or irregular.

RESPECTFULLY SUBMITTED:

DATE: \_\_\_\_\_

WV VENDOR NO.: \_\_\_\_\_

CONTRACTOR LICENSE NO.: \_\_\_\_\_

BY: \_\_\_\_\_  
(SIGNATURE, IN INK)

TITLE: \_\_\_\_\_

FIRM NAME: \_\_\_\_\_ (CORPORATE SEAL  
IF APPLICABLE)

ADDRESS: \_\_\_\_\_

END OF BID FORM

# EXHIBIT #8

## PRE-BID SIGN-IN SHEET

COR 61525, Pre-Bid Sign-In Sheet

SIGN IN SHEET

Page 1 of 3

Request for Proposal No.

PLEASE PRINT

Date: 9/25/2012

\* PLEASE BE SURE TO PRINT LEGIBLY - IF POSSIBLE, LEAVE A BUSINESS CARD

FIRM & REPRESENTATIVE NAME	MAILING ADDRESS	TELEPHONE & FAX NUMBERS
Company: <u>Tri-State Roofing</u> Rep: <u>Arnold Thornton</u> Email Address: _____	_____	PHONE <u>304-755-9195</u> TOLL FREE FAX
Company: <u>Tri-State Roofing &amp; SM.</u> Rep: <u>Pat Haden</u> Email Address: <u>phaden@tri-stateservice.com</u>	<u>P.O. 1231</u> <u>Charleston, WV 25324</u>	PHONE <u>304-755-8135</u> TOLL FREE FAX <u>755-5275</u>
Company: <u>TRI-STATE ROOFING</u> Rep: <u>Tim Dorsch</u> Email Address: <u>tdorsch@tri-state-service.com</u>	<u>P.O. Box 1231</u> <u>Charleston WV 25324</u>	PHONE <u>755 8135</u> TOLL FREE <u>9</u> FAX <u>755-5275</u>
Company: <u>North Coast</u> Rep: <u>Kenny BARKER</u> Email Address: <u>kbarker@comroofs.com</u>	<u>618 - fifth st., W</u> <u>Huntington, WV 25701</u>	PHONE <u>304-482-6563</u> TOLL FREE FAX <u>304-464-8309</u>
Company: <u>Kalkreuth Roofing &amp; SM</u> Rep: <u>Adam Cowser</u> Email Address: <u>acowser@krsn.net</u>	<u>41-20th St</u> <u>Wheeling, WV 26003</u>	PHONE <u>304-232-8546</u> TOLL FREE FAX <u>304-232-5365</u>

000000

COR61525, Pre-Bid Sign-In Sheet

SIGN IN SHEET

Page 2 of 3

Request for Proposal No.

PLEASE PRINT

Date: 9/25/2012

\* PLEASE BE SURE TO PRINT LEGIBLY - IF POSSIBLE, LEAVE A BUSINESS CARD

FIRM & REPRESENTATIVE NAME	MAILING ADDRESS	TELEPHONE & FAX NUMBERS
Company: <u>BOGGS ROOFING, INC</u>	<u>PO Box 7455</u>	PHONE <u>304-429-4233</u>
Rep: <u>SHANE ARSHIRE</u>	<u>Huntington, WV 25776</u>	TOLL FREE
Email Address: <u>shane@boggsroofing.com</u>		FAX <u>304-429-2811</u>
Company: <u>BOGGS ROOFING, INC</u>	<u>P.O. Box 7455</u>	PHONE <u>304-429-4233</u>
Rep: <u>NATHANAL HOWARD</u>	<u>HUNTINGTON, WV 25776</u>	TOLL FREE
Email Address: <u>nathan@boggsroofing.com</u>		FAX <u>304-429-2811</u>
Company: <u>PANHILL CONSTRUCTION CO</u>	<u>P.O. Box 685</u>	PHONE <u>304-632-1600</u>
Rep: <u>Tom Wiseman</u>	<u>Crawley Bridge, WV</u>	TOLL FREE
Email Address: <u>twiseman@yahoo.com</u>	<u>25085</u>	FAX <u>304-632-1501</u>
Company: <u>RK Hydro-vac</u>	<u>322 wyndham way</u>	PHONE
Rep: <u>Heath Brewer</u>	<u>Piqua OH 45356</u>	TOLL FREE <u>800-754-9376</u>
Email Address: <u>Estimating@rkhydrovac.com</u>		FAX <u>877-754-9376</u>
Company: _____	_____	PHONE
Rep: _____	_____	TOLL FREE
Email Address: _____	_____	FAX

000001

COR61525, Pre-Bid Sign-In Sheet

SIGN IN SHEET

Page 3 of 3

Request for Proposal No.

PLEASE PRINT

Date: 9/25/2012

\* PLEASE BE SURE TO PRINT LEGIBLY - IF POSSIBLE, LEAVE A BUSINESS CARD

FIRM & REPRESENTATIVE NAME	MAILING ADDRESS	TELEPHONE & FAX NUMBERS
Company: <u>Harris Brothers Roofing</u>	<u>1533 Hanford St</u>	PHONE <u>304-343-5566</u>
Rep: <u>Jason Fitzwater</u>	<u>Charleston WV</u>	TOLL FREE
Email Address: _____	_____	FAX
Company: <u>N.F. Mansueti + Sons</u>	<u>116 Wood St</u>	PHONE <u>740-633-7320</u>
Rep: <u>Mark J Speirs</u>	<u>Martins Ferry, OH</u>	TOLL FREE
Email Address: <u>mark@mansuetiroofing.com</u>	<u>43935</u>	FAX <u>740-633-7322</u>
Company: <u>Murray Sheet Metal</u>	<u>3112 7th Street</u>	PHONE <u>304-699-5924</u>
Rep: <u>Chad McKey</u>	<u>Parkersburg, WV 26104</u>	TOLL FREE mobile: <u>304-966-7102</u>
Email Address: <u>chad@murraysheetmetal.com</u>	_____	FAX <u>304-428-4623</u>
Company: _____	_____	PHONE _____
Rep: _____	_____	TOLL FREE _____
Email Address: _____	_____	FAX _____
Company: _____	_____	PHONE _____
Rep: _____	_____	TOLL FREE _____
Email Address: _____	_____	FAX _____

000062

**ADDENDUM ACKNOWLEDGEMENT FORM**  
**SOLICITATION NO.: COR61525**

000063

**Instructions:** Please acknowledge receipt of all addenda issued with this solicitation by completing this addendum acknowledgment form. Check the box next to each addendum received and sign below. Failure to acknowledge addenda may result in bid disqualification.

**Acknowledgment:** I hereby acknowledge receipt of the following addenda and have made the necessary revisions to my proposal, plans and/or specification, etc.

**Addendum Numbers Received:**

(Check the box next to each addendum received)

- |   |  |
|---|--|
| <input type="checkbox"/> Addendum No. 1 | <input type="checkbox"/> Addendum No. 6  |
| <input type="checkbox"/> Addendum No. 2 | <input type="checkbox"/> Addendum No. 7  |
| <input type="checkbox"/> Addendum No. 3 | <input type="checkbox"/> Addendum No. 8  |
| <input type="checkbox"/> Addendum No. 4 | <input type="checkbox"/> Addendum No. 9  |
| <input type="checkbox"/> Addendum No. 5 | <input type="checkbox"/> Addendum No. 10 |

I understand that failure to confirm the receipt of addenda may be cause for rejection of this bid. I further understand that that any verbal representation made or assumed to be made during any oral discussion held between Vendor's representatives and any state personnel is not binding. Only the information issued in writing and added to the specifications by an official addendum is binding.

---

Company

---

Authorized Signature

---

Date

NOTE: This addendum acknowledgement should be submitted with the bid to expedite document processing.  
Revised 6/8/2012