

1 NEW FIRE ALARM PLAN SUPREME COURT AREA  
 FA-408 SCALE: 1/8" = 1'-0"

**GENERAL NOTES:**

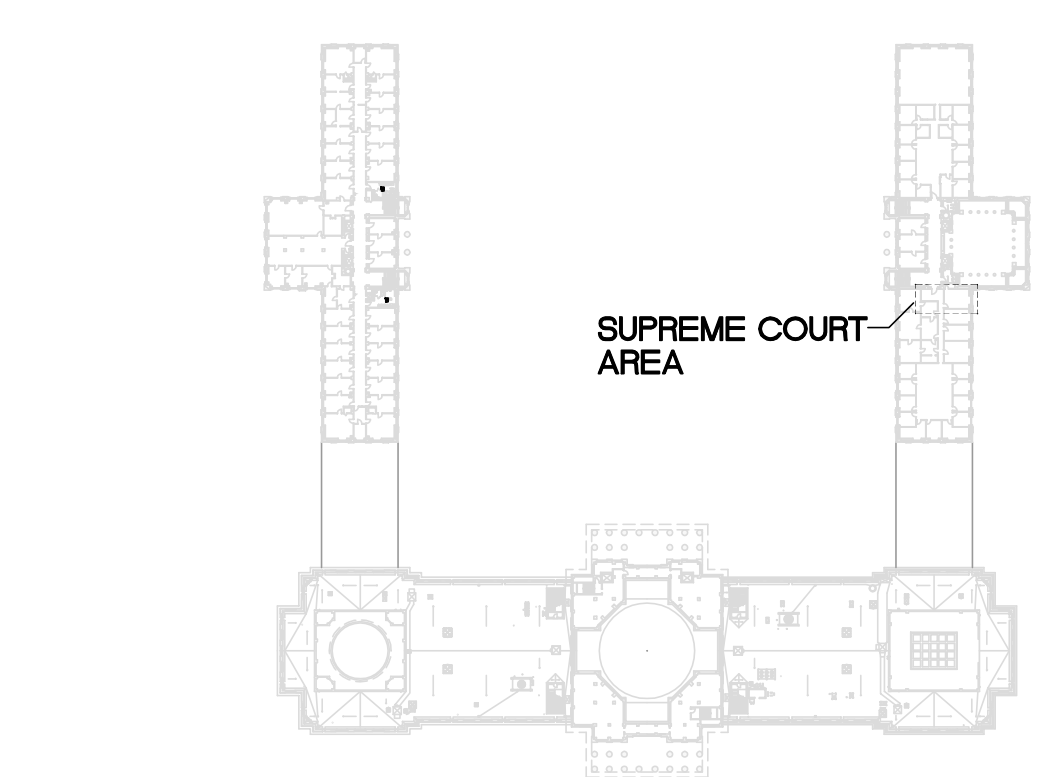
1. INSTALL FIRE ALARM SYSTEM DEVICES IN ACCORDANCE WITH NFPA 72.
2. DE-RATE CANDELA OF MASS NOTIFICATION STROBES AS RECOMMENDED BY MANUFACTURER FOR AMBER LENS.
3. COORDINATE ALL DEVICES WITH OTHER TRADES AND EQUIPMENT.
4. SEE DRAWING A-003 FOR OVERALL RESTROOM ARRANGEMENT AND CONSTRUCTION SEQUENCE.

**(F-X) CODED NOTES NEW FIRE ALARM:**

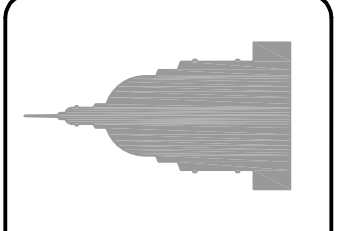
1. EXISTING EST PANEL IN SUPREME COURT AREA.
2. PROVIDE MONITOR MODULE FOR NEW FACP AND EXISTING EST PANEL TO MONITOR FIRE ALARM CONDITIONS ON EACH PANEL. COORDINATE MODULE LOCATION WITH OWNER/USER TO CONCEAL MODULES.

**FIRE ALARM SYMBOLS:**


- FIRE ALARM CONTROL PANEL
- MONITOR MODULE
- MONITOR MODULE FOR EXISTING SYSTEM
- PHOTOELECTRIC SMOKE DETECTOR



**KEY PLAN**  
 SCALE: NTS



WEST VIRGINIA GENERAL SERVICES DIVISION  
 1000 West Virginia State Capitol  
 Charleston, West Virginia 25313  
 Phone: (304) 757-2422  
 Fax: (304) 757-2422  
**Baker**  
 Michael Baker Jr., Inc.



DATE	REV. DESCRIPTION	DATE	BY

Designed by: AFW	Date: 3/21/12	Rev.
Drawn by: JAC	Project No. 117579	
Reviewed by:	Drawing Code: -	
Submitted by: RLB	File Name: 3/21/12	
	Plot Date: 3/21/12	
	Plot Scale: 1/8" = 1'-0"	

WEST VIRGINIA STATE CAPITOL  
 CAPITOL RESTROOMS  
 RENOVATIONS/RESTORATIONS

SUPREME COURT AREA  
 FIRE ALARM PLANS

Sheet reference number:  
**FA-408**