



State of West Virginia
 Department of Administration
 Purchasing Division
 2019 Washington Street East
 Post Office Box 50130
 Charleston, WV 25305-0130

Request for Quotation

RFQ NUMBER
DEFK12013

PAGE
1

ADDRESS CORRESPONDENCE TO ATTENTION OF
TARA LYLE
304-558-2544

RFQ COPY
 TYPE NAME/ADDRESS HERE

VENDOR

SHIP TO

DIV ENGINEERING & FACILITIES
 ARMORY BOARD SECTION
 1707 COONSKIN DRIVE
 CHARLESTON, WV
 25311-1099 304-341-6368

DATE PRINTED	TERMS OF SALE	SHIP VIA	F.O.B.	FREIGHT TERMS
06/01/2012				

BID OPENING DATE: 06/12/2012 BID OPENING TIME 01:30PM

LINE	QUANTITY	UOP	CAT NO.	ITEM NUMBER	UNIT PRICE	AMOUNT
				ADDENDUM NO. 1		
				1. QUESTIONS, ANSWERS AND CLARIFICATIONS ATTACHED.		
				2. ADDENDUM ACKNOWLEDGEMENT IS ATTACHED. THIS DOCUMENT SHOULD BE SIGNED AND RETURNED WITH YOUR BID. FAILURE TO SIGN AND RETURN MAY RESULT IN DISQUALIFICATION OF YOUR BID.		
				END OF ADDENDUM NO. 1		
0001	1	JB		968-20		
				INSTALLATION OF FACILITY UTILITIES		
				***** THIS IS THE END OF RFQ DEFK12013 ***** TOTAL: _____		

SEE REVERSE SIDE FOR TERMS AND CONDITIONS

SIGNATURE		TELEPHONE		DATE
TITLE	FEIN	ADDRESS CHANGES TO BE NOTED ABOVE		

WHEN RESPONDING TO RFQ, INSERT NAME AND ADDRESS IN SPACE ABOVE LABELED 'VENDOR'

GENERAL TERMS & CONDITIONS REQUEST FOR QUOTATION (RFQ) AND REQUEST FOR PROPOSAL (RFP)

1. Awards will be made in the best interest of the State of West Virginia.
2. The State may accept or reject in part, or in whole, any bid.
3. Prior to any award, the apparent successful vendor must be properly registered with the Purchasing Division and have paid the required \$125 fee.
4. All services performed or goods delivered under State Purchase Order/Contracts are to be continued for the term of the Purchase Order/Contracts, contingent upon funds being appropriated by the Legislature or otherwise being made available. In the event funds are not appropriated or otherwise available for these services or goods this Purchase Order/Contract becomes void and of no effect after June 30.
5. Payment may only be made after the delivery and acceptance of goods or services.
6. Interest may be paid for late payment in accordance with the *West Virginia Code*.
7. Vendor preference will be granted upon written request in accordance with the *West Virginia Code*.
8. The State of West Virginia is exempt from federal and state taxes and will not pay or reimburse such taxes.
9. The Director of Purchasing may cancel any Purchase Order/Contract upon 30 days written notice to the seller.
10. The laws of the State of West Virginia and the *Legislative Rules* of the Purchasing Division shall govern the purchasing process.
11. Any reference to automatic renewal is hereby deleted. The Contract may be renewed only upon mutual written agreement of the parties.
12. **BANKRUPTCY:** In the event the vendor/contractor files for bankruptcy protection, the State may deem this contract null and void, and terminate such contract without further order.
13. **HIPAA BUSINESS ASSOCIATE ADDENDUM:** The West Virginia State Government HIPAA Business Associate Addendum (BAA), approved by the Attorney General, is available online at www.state.wv.us/admin/purchase/vrc/hipaa.html and is hereby made part of the agreement provided that the Agency meets the definition of a Cover Entity (45 CFR §160.103) and will be disclosing Protected Health Information (45 CFR §160.103) to the vendor.
14. **CONFIDENTIALITY:** The vendor agrees that he or she will not disclose to anyone, directly or indirectly, any such personally identifiable information or other confidential information gained from the agency, unless the individual who is the subject of the information consents to the disclosure in writing or the disclosure is made pursuant to the agency's policies, procedures, and rules. Vendor further agrees to comply with the Confidentiality Policies and Information Security Accountability Requirements, set forth in <http://www.state.wv.us/admin/purchase/privacy/noticeConfidentiality.pdf>.
15. **LICENSING:** Vendors must be licensed and in good standing in accordance with any and all state and local laws and requirements by any state or local agency of West Virginia, including, but not limited to, the West Virginia Secretary of State's Office, the West Virginia Tax Department, and the West Virginia Insurance Commission. The vendor must provide all necessary releases to obtain information to enable the director or spending unit to verify that the vendor is licensed and in good standing with the above entities.
16. **ANTITRUST:** In submitting a bid to any agency for the State of West Virginia, the bidder offers and agrees that if the bid is accepted the bidder will convey, sell, assign or transfer to the State of West Virginia all rights, title and interest in and to all causes of action it may now or hereafter acquire under the antitrust laws of the United States and the State of West Virginia for price fixing and/or unreasonable restraints of trade relating to the particular commodities or services purchased or acquired by the State of West Virginia. Such assignment shall be made and become effective at the time the purchasing agency tenders the initial payment to the bidder.

I certify that this bid is made without prior understanding, agreement, or connection with any corporation, firm, limited liability company, partnership, or person or entity submitting a bid for the same material, supplies, equipment or services and is in all respects fair and without collusion or fraud. I further certify that I am authorized to sign the certification on behalf of the bidder or this bid.

INSTRUCTIONS TO BIDDERS

1. Use the quotation forms provided by the Purchasing Division. Complete all sections of the quotation form.
2. Items offered must be in compliance with the specifications. Any deviation from the specifications must be clearly indicated by the bidder. Alternates offered by the bidder as **EQUAL** to the specifications must be clearly defined. A bidder offering an alternate should attach complete specifications and literature to the bid. The Purchasing Division may waive minor deviations to specifications.
3. Unit prices shall prevail in case of discrepancy. All quotations are considered F.O.B. destination unless alternate shipping terms are clearly identified in the quotation.
4. All quotations must be delivered by the bidder to the office listed below prior to the date and time of the bid opening. Failure of the bidder to deliver the quotations on time will result in bid disqualifications: Department of Administration, Purchasing Division, 2019 Washington Street East, P.O. Box 50130, Charleston, WV 25305-0130
5. Communication during the solicitation, bid, evaluation or award periods, except through the Purchasing Division, is strictly prohibited (W.Va. C.S.R. §148-1-6.6).

DEFK12013 - Installation of the Charleston CDC Facility Utilities
Addendum #1 Summary

- 1) A copy of the Pre-Bid Meeting sign-in sheet has been provided.
- 2) Sheet C-101 – The Summary of Quantities has been revised to reflect changes to the waterline layout which were recommended by West Virginia American Water after the original plans were issued.
- 3) Sheet C-101 – An item for Class B Concrete has been added to pay for a concrete pad for a transformer and the potential expansion of an existing concrete pad for a switching cabinet.
- 4) Sheet C-102 – Copper tracing wire will not be required with the waterline installation; however poly-wrap and brass wedges will be required.
- 5) Sheet C-102 – West Virginia American Water is not a part of Miss Utility. Their Toll Free number for line locates is 1-800-685-8660.
- 6) Sheet C-102 – The minimum earth cover over the water lines shall be 42 inches instead of the 36 inches as shown previously in the plans.
- 7) Sheet C-103 – The section of 8 inch waterline under Coonskin Drive and associated increaser and reducer has been eliminated. This section of waterline shall be 6 inch.
- 8) Sheet C-103 – The steel casing pipe has been changed from 16 inch to 12 inch and will require FIELD LOK Gaskets within the casing pipe.
- 9) Sheet C-103 – The Pressure Reducing Valve has been eliminated.
- 10) Sheet C-103 – The location of the vault as previously shown has been relocated.
- 11) Sheet C-103 – The existing fire hydrant will not be relocated.
- 12) Sheet C-103 – Two of the bends along Coonskin Drive will be changed to tees with the addition of valves and plugs for future expansion.
- 13) An 8' diameter precast manhole will be acceptable for the vault.
- 14) Additional 8.5x11 West Virginia American Water details have been provided.
- 15) The Contractor's Bid Sheet has been revised.
- 16) The bid date of 6/12/12 at 1:30 pm will remain unchanged.

PRE-BID MEETING SIGN IN SHEET

Request for Proposal No. DEFK12013

Date 05-22-12

Installation of the Charleston CDC Facility Utilities

***PLEASE BE SURE TO PRINT LEGIBLY – IF POSSIBLE, LEAVE A BUSINESS CARD**

FIRM & REPRESENTATIVE NAME	MAILING ADDRESS	TELEPHONE & FAX NUMBERS
Company: <u>Darhill Construction Company</u>		PHONE <u>304-632-1600</u>
Rep: <u>Allen Jones</u>		TOLL FREE
Email Address: <u>alledaj@hotmail.com</u>		FAX <u>304-632-1501</u>
Company: <u>DAVE KY-AMERICAN WATER</u>		PHONE <u>304-340-2018</u>
Rep: <u>DAVID CAROVELLANO</u>		TOLL FREE
Email Address: <u>DAVID.CAROVELLANO@KYAMERICANWATER.COM</u>		FAX <u>304-340-2061</u>
Company: <u>CFMO</u>		PHONE <u>304-561-6453</u>
Rep: <u>Timothy D Hersman</u>		TOLL FREE
Email Address: <u>Cub.Hersman@wg.army.mil</u>		FAX
Company: <u>CFMO</u>		PHONE <u>304 561 6353</u>
Rep: <u>Rocky Hodges</u>		TOLL FREE
Email Address: <u>rocky.hodges@us.army.mil</u>		FAX
Company: <u>APCo</u>		PHONE <u>304-746-2556</u>
Rep: <u>Philip Laughery</u>		TOLL FREE
Email Address: <u>pilaughery@acp.com</u>		FAX

000003

PRE-BID MEETING SIGN IN SHEET

Request for Proposal No. DEFK12013

Date 05-22-12

Installation of the Charleston CDC Facility Utilities

*PLEASE BE SURE TO PRINT LEGIBLY – IF POSSIBLE, LEAVE A BUSINESS CARD

FIRM & REPRESENTATIVE NAME

MAILING ADDRESS

TELEPHONE & FAX NUMBERS

Company: <u>Mead & Hunt, Inc.</u>	PHONE <u>304-345-6712</u>
Rep: <u>Jamie Bumgarner, P.E.</u>	TOLL FREE
Email Address: <u>jamie.bumgarner@meadhunt.com</u>	FAX <u>304-345-6712</u>
Company: _____	PHONE _____
Rep: _____	TOLL FREE _____
Email Address: _____	FAX _____
Company: _____	PHONE _____
Rep: _____	TOLL FREE _____
Email Address: _____	FAX _____
Company: _____	PHONE _____
Rep: _____	TOLL FREE _____
Email Address: _____	FAX _____
Company: _____	PHONE _____
Rep: _____	TOLL FREE _____
Email Address: _____	FAX _____

000001

Revised Per Addendum No. 1

000005

Installation of the Charleston CDC Facility Utilities

Contractor's Bid Sheet

Vendors Name: _____

The WVARNG reserves the right to request additional information and supporting documentation regarding unit prices when the unit price appears to be unreasonable.

ITEM NO.	QUANTITY	DESCRIPTION	UNIT	UNIT PRICE	AMOUNT
WATERLINE					
670004-161	404	3 INCH DUCTILE IRON PIPE, TYPE I, CLASS 50	LF	\$	\$
670004-202	1,766	6 INCH DUCTILE IRON PIPE, TYPE II, CLASS 50	LF	\$	\$
670009-120	1	2 INCH GATE VALVE AND VALVE BOX	EA	\$	\$
670009-200	7	6 INCH GATE VALVE AND VALVE BOX	EA	\$	\$
670010-260	35	12" WATER LINE CASING	LF	\$	\$
670013-200	1	6 INCH FIRE HYDRANT	EA	\$	\$
SANITARY					
675008-202	376	6 INCH DUCTILE IRON SEWER PIPE, TYPE II, CLASS 50	LF	\$	\$
675014-001	3	MANHOLE COMPLETE, INCLUDING CASTING	EA	\$	\$
ELECTRIC CONDUIT					
670007-018	1142	4 INCH PLASTIC PIPE, SCHEDULE 80	LF	\$	\$
601002-001	56	CLASS B CONCRETE	CY	\$	\$
COMMUNICATIONS CONDUIT					
670007-018	1152	4 INCH PLASTIC PIPE, SCHEDULE 80	LF	\$	\$
TOTAL					\$

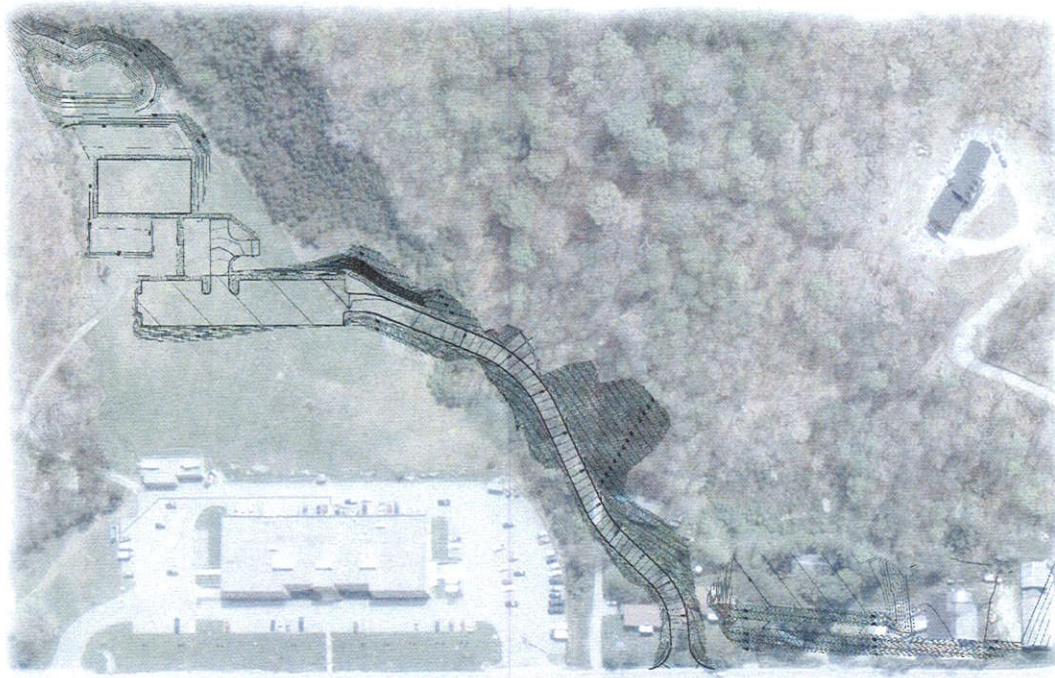
Bidder's Authorized Signature: _____

Date: _____



WEST VIRGINIA ARMY NATIONAL GUARD

CHILD DEVELOPMENT CENTER
UTILITY UPGRADES



Mead & Hunt

Mead & Hunt, Inc.
400 Tracy Way, Suite 200
Charleston, WV 25311
phone: 304-345-8712
meadhunt.com

These drawings shall not be used for any other purpose than that for which they were prepared. Mead & Hunt shall be responsible for the design and engineering of the work shown on these drawings. Mead & Hunt shall not be responsible for the design and engineering of any work shown on these drawings which is not the responsibility of Mead & Hunt. Mead & Hunt shall not be responsible for the design and engineering of any work shown on these drawings which is not the responsibility of Mead & Hunt.

ADDENDUM #1
5/21/12



WV ARMY NATIONAL GUARD
CHILD DEVELOPMENT CENTER
UTILITY UPGRADES
CONSTRUCTION & FACILITIES MANAGEMENT OFFICE
DESIGN AND CONSTRUCTION BRANCH
1707 COONSKIN DRIVE
CHARLESTON, WV 25311

SHEET INDEX

TITLE SHEET	C-100
SUMMARY OF QUANTITIES	C-101
GENERAL NOTES	C-102
UTILITY SERVICE PLAN	C-103
DETAILS	D-101-102

CLIENT NO: R3256700
DRAWING NO: 113755.0
DATE: 03-08-2012
DESIGNED BY: WKM
DRAWN BY: WKM
CHECKED BY: JAB
DO NOT SCALE DRAWINGS

SHEET CONTENTS
TITLE SHEET

SHEET NO. 1 of 6

C-100

30000

SUMMARY OF QUANTITIES

ITEM NO.	DESCRIPTION	UNITS	QUANTITY
WATERLINE			
670004-161	3 INCH DUCTILE IRON PIPE, TYPE I, CLASS 50	LF	404
*	CONNECT 3" DIP TO EX.	LS	1
*	3" DIP 45 DEG BEND	EA	2
*	3" DIP TEE	EA	1
670004-202	6 INCH DUCTILE IRON PIPE, TYPE II, CLASS 50	LF	1,766
*	CONNECT 6" DIP TO EX	LS	1
670009-120	2 INCH GATE VALVE AND VALVE BOX	EA	1
670009-200	6 INCH GATE VALVE AND VALVE BOX	EA	7
*	6" DIP 45 DEG BEND	EA	3
*	6" DIP TEE	EA	3
*	6" X 2" DIP TEE	EA	1
*	6" M.I. PLUG	EA	2
670010-260	12" WATER LINE CASING	LF	56
*	CONCRETE CHANNEL DEMO	LS	1
*	CONCRETE CHANNEL REPAIR	EA	1
670013-200	6 INCH FIRE HYDRANT	EA	1
*	BACKFLOW PREVENTER	EA	1
*	VAULT	EA	1
*	DOUBLE DETECTOR CHECK VALVE	EA	1
SANITARY			
675008-202	6 INCH DUCTILE IRON SEWER PIPE, TYPE II, CLASS 50	LF	376
675014-001	MANHOLE COMPLETE, INCLUDING CASTING	EA	3
ELECTRIC CONDUIT			
670007-016	4 INCH PLASTIC PIPE, SCHEDULE 80	LF	1,142
601002-001	CLASS B CONCRETE	CY	56
COMMUNICATIONS CONDUIT			
670007-016	4 INCH PLASTIC PIPE, SCHEDULE 80	LF	1,152

*FOR INFORMATION ONLY, MAY NOT INCLUDE ALL ITEMS REQUIRED TO COMPLETE WORK.



Mead & Hunt, Inc.
400 Tracy Way, Suite 200
Charleston, WV 25311
phone: 304-346-6712
meadhunt.com

The information contained herein is the property of Mead & Hunt, Inc. and is to be used only for the project and location identified herein. It is not to be distributed, copied, or used for any other project or location without the written consent of Mead & Hunt, Inc. The information is provided as a service to the client and is not intended to constitute a contract. The client is responsible for the accuracy and completeness of the information provided. Mead & Hunt, Inc. is not responsible for any errors or omissions in this document.

WV ARMY NATIONAL GUARD
 CHILD DEVELOPMENT CENTER
 UTILITY UPGRADES
 CONSTRUCTION & FACILITIES MANAGEMENT OFFICE
 DESIGN AND CONSTRUCTION BRANCH
 1707 COONSKIN DRIVE
 CHARLESTON, WV 25311

11/18/24

COUNTY: Boone
 PROJECT: 113756.0
 DATE: 03-26-2012
 DRAWING: WNM
 DESIGNER: WNM
 CHECKED: JAB
 SCALE: AS SHOWN

SUMMARY OF QUANTITIES

2 of 6

C-101

200000

GENERAL NOTES

1. ALL WORK SHALL COMPLY WITH THE CURRENT WEST VIRGINIA DEPARTMENT OF HIGHWAYS STANDARD SPECIFICATIONS ROAD AND BRIDGES PLUS CURRENT SUPPLEMENTAL SPECIFICATIONS AND STATE AND LOCAL HEALTH DEPARTMENT REGULATIONS.
2. CONTRACTOR SHALL VERIFY ALL DIMENSIONS BEFORE BEGINNING SITE UTILITY CONSTRUCTION.
3. MAINTAIN POSITIVE DRAINAGE AND EROSION CONTROL IN ALL LOCATIONS DURING ALL PHASES OF CONSTRUCTION.
4. LOCATE AND COORDINATE WITH ALL BELOW AND ABOVE GROUND UTILITIES.
5. UNLESS OTHERWISE NOTED, RESTORE AND SEED ALL AREAS DISTURBED BY CONSTRUCTION.
6. FIELD VERIFY SIZE, ELEVATION, AND LOCATION OF EACH POINT OF CONNECTION TO EXISTING UTILITIES.
7. UNLESS OTHERWISE NOTED, CONTRACTOR IS RESPONSIBLE FOR TRENCHING AND BACKFILLING, AND CUTTING AND PATCHING OF DISTURBED PAVEMENT AND SIDEWALKS.
8. PROVIDE LONG SWEEPING BENDS FOR UNDERGROUND CABLE, DATA, COMMUNICATIONS, AND ELECTRIC CONDUIT.
9. CONTRACTOR IS RESPONSIBLE FOR ALL TAP FEES.
10. CONTRACTOR SHALL COORDINATE ALL WORK WITH ASSOCIATED UTILITY COMPANY PRIOR TO BEGINNING WORK AND SHALL FURNISH AND INSTALL ANY ADDITIONAL ITEMS FOR THE UTILITY LINE BY REQUEST OF ASSOCIATED UTILITY COMPANY AT NO ADDITIONAL COST TO OWNER.
11. PROPOSED STRUCTURE TOPS SHALL BE RAISED OR LOWERED TO ACCOMMODATE NEW FINISH GRADES.
12. NEW BUILDING, SITE GRADING, AND SITE FEATURES OTHER THAN UTILITIES ARE SHOWN FOR PLAN READABILITY ONLY. REFER TO OTHER SITE DRAWINGS FOR SITE LAYOUT DETAILS.
13. ALL CONDUIT SHALL BE INSTALLED WITH A MINIMUM OF 36" OF COVER, MAINTAIN A MINIMUM OF 36" OF COVER AT UTILITY CROSSINGS. CONTRACTOR SHALL COMPLY WITH OTHER ELECTRIC COMPANY REQUIREMENTS.
14. MAINTAIN A MINIMUM OF 10 FEET HORIZONTAL SEPARATION BETWEEN SANITARY SEWER LINES AND WATER LINE FOR PARALLEL INSTALLATIONS. WHERE CROSSINGS OCCUR, WATER LINE SHALL MAINTAIN A MINIMUM OF 18 INCHES VERTICAL SEPARATION WITH THE WATER LINE INSTALLED ABOVE THE SANITARY SEWER LINE.
15. INSTALL BACKFILL STABILIZERS FOR TRENCH BACKFILL WHERE REQUIRED.
16. ALL BENDS IN WATER LINES SHALL BE RESTRAINED USING MEGALUG RESTRAINTS.
17. TWO 4" CONDUIT FOR DATA AND COMMUNICATIONS WIRE ROUTING. COORDINATE LOCATION WITH WV ARMY NATIONAL GUARD.
18. ALL CONDUIT MUST BE 4" SCHEDULE 80 PVC INSTALLED WITH A NYLON PULL ROPE.

WATERLINE NOTES

1. METALLIC LOCATOR TAPE SHALL BE INSTALLED ABOVE ALL WATER LINES, APPROXIMATELY TWO (2) FEET BELOW THE GROUND SURFACE. POLYWRAP AND BRASS WEDGES REQUIRED.
2. ITEMS OF WORK NOTED ON THE PLANS AND NOT SPECIFICALLY COVERED BY A PAY ITEM ARE TO BE DECLARED A NON-PAY ITEM. THE COST OF SAID WORK SHALL BE INCLUDED IN THE VARIOUS ITEMS OF PAYMENT. EXAMPLE - WORK ASSOCIATED WITH INSTALLATION OF FITTINGS, CONNECTIONS, ETC.
3. CONCRETE THRUST BLOCKS SHALL BE PROVIDED AT ALL DIRECTIONS AND SIZE CHANGES. SEE THRUST BLOCK BEARING AREA TABLE. KEEP ALL FLANGE CONNECTIONS FREE AND CLEAR OF CONCRETE.
4. THE INFORMATION SHOWN ON THE DRAWINGS CONCERNING TYPE, SIZE, AND LOCATION OF UNDERGROUND UTILITIES IS NOT GUARANTEED TO BE ACCURATE OR ALL-INCLUSIVE. THE CONTRACTOR IS RESPONSIBLE FOR MAKING HIS OWN DETERMINATIONS AS TO THE TYPE, SIZE AND LOCATION OF UNDERGROUND UTILITIES AS MAY BE NECESSARY TO AVOID DAMAGE THERE TO.
5. CONTRACTOR SHALL NOTIFY MISS UTILITY OF WV (1-800-245-8438) 72 HOURS IN ADVANCE OF START OF CONSTRUCTION ACTIVITIES. CONTRACTOR IS SOLELY RESPONSIBLE FOR ANY DAMAGE TO EXISTING UNDERGROUND OR ABOVE GROUND UTILITIES. MVAWC IS NOT PART OF MISS UTILITY. THE TOLL FREE NUMBER FOR LINE LOCATES IS 1-800-685-8560.
6. ALL WORK SHALL COMPLY WITH THE CURRENT WEST VIRGINIA DEPARTMENT OF HIGHWAYS STANDARD SPECIFICATIONS ROAD AND BRIDGES PLUS CURRENT SUPPLEMENTAL SPECIFICATIONS.
7. THE CONTRACTOR SHALL PROVIDE THE COMPACTION AND CONCRETE TESTING NECESSARY FOR HIS QUALITY CONTROL AND AS REQUIRED BY THE WEST VIRGINIA DIVISION OF HIGHWAYS IN ACCORDANCE WITH SECTION 601 OF THE STANDARD SPECIFICATIONS. COPIES OF THESE TESTS SHALL BE MADE AVAILABLE TO THE OWNER UPON REQUEST.
8. ALL HAULING AND TRANSPORTING OF EQUIPMENT SHALL BE DONE ON RIGHTS-OF-WAY UNLESS CONTRACTOR OBTAINS OTHER ACCESS ROUTES FROM LANDOWNERS.
9. CONTRACTOR SHALL BE RESPONSIBLE FOR ANY DAMAGES OUTSIDE OF RIGHT-OF-WAY.
10. THE SEQUENCE OF CONSTRUCTION IS TO BE CONDUCTED IN SUCH A MANNER TO MINIMIZE THE TIME THAT CUSTOMERS ARE OUT OF SERVICE. IN NO CASE SHALL THIS TIME EXCEED FOUR (4) HOURS. THE CONTRACTOR SHALL GIVE ALL AFFECTED CUSTOMERS A MINIMUM OF FORTY-EIGHT (48) HOURS WRITTEN NOTIFICATION OF ANY DISRUPTION IN SERVICE. ANY DISRUPTION OF SERVICE SHALL OCCUR ONLY BETWEEN THE HOURS OF 10:00 PM AND 4:00 AM.
11. THE LOCATION OF EXISTING WATERLINES IS APPROXIMATE. THE CONTRACTOR SHALL DIG TEST PITS PRIOR TO COMMENCING CONSTRUCTION TO VERIFY THE LOCATION OF THE EXISTING WATERLINES.
13. PRIOR TO COMMENCING WORK ON THE WATER LINES, THE CONTRACTOR SHALL NOTIFY MR. BRETT MORGAN, WEST VIRGINIA AMERICAN WATER COMPANY AT 304-340-2011, MR. STEPHEN DUFFY, WEST VIRGINIA ARMY NATIONAL GUARD AT 304-561-6501, AND LT. COL. JOHN DULIN WITH THE WEST VIRGINIA AIR NATIONAL GUARD AT 304-341-6270. ALL WORK IS TO BE COORDINATED WITH THE OWNER.
14. ALL WATER MAINS SHALL BE COVERED WITH SUFFICIENT EARTH OR OTHER ISOLATION TO PREVENT FREEZING. ALL DISTRIBUTION MAINS SHALL BE PROVIDED WITH A MINIMUM OF FORTY-TWO (42) INCHES OF EARTH COVERING AS MEASURED FROM FINISHED GRADE DIRECTLY ABOVE THE PIPE TO THE TOP OF THE PIPE.
15. WATER LINE SHALL BE PRESSURE TESTED IN ACCORDANCE WITH SECTION 670 OF THE STANDARD SPECIFICATIONS.
16. PRESSURE FOR WATERLINE PRESSURE AND LEAK TESTS SHALL BE 200 PSI.
17. WATER LINE SHALL BE DISINFECTED, FLUSHED, AND BACTERIOLOGICALLY TESTED PRIOR TO USE IN ACCORDANCE WITH SECTION 670 OF THE STANDARD SPECIFICATIONS AND THE REQUIREMENTS OF THE BUREAU FOR PUBLIC HEALTH. THE CONTRACTOR SHALL PROVIDE SAMPLING TAP TO OBTAIN WATER SAMPLING FOR BACTERIOLOGICAL TESTING.
18. ALL UNPAVED AREAS DISTURBED BY THE WATER LINE RELOCATION WORK SHALL BE GRADED TO DRAIN, SEEDED AND MULCHED AS SOON AS POSSIBLE AND RESTORED TO ORIGINAL CONDITION.
19. WATERLINE PIPE ON THIS PROJECT SHALL BE DUCTILE IRON. ALL FITTINGS FOR THE PVC PIPE SHALL BE DUCTILE IRON WITH A PRESSURE RATING OF 350 PSI OR GREATER.

SANITARY SEWER NOTES

1. ALL WORK SHALL COMPLY WITH THE CURRENT WEST VIRGINIA DEPARTMENT OF HIGHWAYS STANDARD SPECIFICATIONS ROAD AND BRIDGES PLUS CURRENT SUPPLEMENTAL SPECIFICATIONS AND STATE AND LOCAL HEALTH DEPARTMENT REGULATIONS.
2. THE CONTRACTOR SHALL NOT PERFORM ANY GRADING OPERATIONS OVER EXISTING SEWER FACILITIES WITHIN THE PROJECT WHICH WOULD IN ANY WAY JEOPARDIZE SERVICES UNTIL THE PROPOSED SEWER FACILITIES ARE INSTALLED AND PLACED INTO OPERATION AND EXISTING SEWER FACILITIES ARE ABANDONED. ANY DEVIATION MUST BE APPROVED BY THE ENGINEER.
3. THE CONTRACTOR SHALL VERIFY THE LOCATIONS AND ELEVATIONS OF THE EXISTING SANITARY FACILITIES.
4. THE CONTRACTOR SHALL PLUG OR CAP EACH END OF SANITARY SEWERS WHICH ARE TO BE ABANDONED AS NOTED IN THE PLANS AND AS DETAILED. COST OF PLUGGING OR CAPPING EXISTING LINES SHALL BE INCIDENTAL TO THE PAY ITEMS FOR THE VARIOUS PIPES INSTALLED.
5. ALL SANITARY SEWER RELOCATION WORK SHALL BE STAGED TO MINIMIZE THE TIME THAT ANY CUSTOMERS ARE OUT OF SERVICE. IN NO CASE SHALL THE TIME EXCEED FOUR (4) HOURS. A HIGH EARLY STRENGTH ADMIXTURE TO CONCRETE FOR THRUST BLOCKS SHALL BE USED. SANITARY SEWER RELOCATION WORK SHALL BE STAGED SUCH THAT THERE SHALL BE NO OUT-OF-SERVICE TIME AND DISCHARGING RAW SEWAGE TO STREAMS SHALL BE PROHIBITED. THE CONTRACTOR SHALL USE PUMP-AROUND, PLUG-AND-BACK-UP, OR OTHER APPROVED METHODS WHEN CONSTRUCTING CONNECTION TO EXISTING SANITARY SEWERS. CONNECTION SHALL BE MADE BETWEEN THE HOURS OF 6:00 P.M. AND 6:00 A.M.
6. PRIOR TO COMMENCING WORK ON THE SANITARY LINES, THE CONTRACTOR SHALL NOTIFY MR. MARK JUSTICE, CHARLESTON SANITARY BOARD AT 304-340-2011 AND MR. STEPHEN DUFFY, WEST VIRGINIA ARMY NATIONAL GUARD AT 304-561-6501. ALL WORK IS TO BE COORDINATED WITH THE OWNER.
7. LOCATION, DEPTHS AND SIZES OF EXISTING UTILITIES SHOWN ON THE UTILITY RELOCATION PLANS ARE NOT GUARANTEED. THE CONTRACTOR SHALL FIELD VERIFY WITH TEST HOLES THE LOCATION, ELEVATION, TYPE, ROUNDNESS, GRADE AND SIZE OF ALL EXISTING UNDERGROUND UTILITIES AND POINTS OF CONNECTION. PRIOR TO EXCAVATION, ORDERING OF MATERIALS AND INSTALLATION FOR THIS PROJECT.
8. COST OF CONNECTING SANITARY SEWER LINES TO EXISTING MANHOLES AND SERVICE CONNECTIONS SHALL BE INCLUDED IN THE UNIT BID PRICE OF THE PIPE.
9. 6 INCH PLASTIC SEWER PIPE SHALL BE CLASS 200, SDR-35, P.V.C. PIPE MEETING THE REQUIREMENTS OF ANWA C-600 AND CONFORMING TO SECTION 675 OF THE STANDARD SPECIFICATIONS.
10. SANITARY SEWER CLEANOUTS SHALL BE MEASURED BY THE LINEAR FOOT OF PIPE, INCLUDING FITTINGS, AND PAID FOR UNDER THE PAY ITEM FOR THE PIPE INSTALLED.
11. THE CONTRACTOR SHALL BE RESPONSIBLE FOR ALL SEWAGE OVERFLOWS OR SPILLAGE DURING SANITARY SEWER SYSTEM SHUTDOWN OR CONNECTIONS. ONCE GRAVITY SANITARY SEWER FACILITIES HAVE BEEN SHUTDOWN OR PUMP STATIONS PUMPED DOWN, THE CONTRACTOR SHALL PROVIDE STANDBY SEWAGE PUMPS AND HAULING OR BY-PASS PUMPING TECHNIQUES FOR THE DISPOSAL OF ALL OVERFLOWS WHICH MAY OCCUR IN THE SHUTDOWN OF THE SANITARY SEWER SYSTEM FACILITIES. THE METHOD FOR MAINTAINING SEWAGE CONVEYANCE SHALL BE APPROVED BY THE ENGINEER PRIOR TO SYSTEM SHUTDOWN.
12. THE CONTRACTOR SHALL NOTE THAT THE FORCE MAIN RELOCATION PLANS ARE ONLY FOR TASKS RELATED TO SYSTEM WORK. THE CONTRACTOR SHALL REFER TO THE ROADWAY PLANS FOR ROADWAY AND DRAINAGE DESIGN. ALL MATERIALS OF CONSTRUCTION COMMON TO THE ROADWAY WORK, INCLUDING BUT NOT LIMITED TO: AGGREGATES, CONCRETE, BITUMINOUS PAVEMENT, SEEDING AND MULCHING, EROSION CONTROLS, ETC. SHALL BE PROVIDED IN ACCORDANCE WITH APPLICABLE SPECIFICATIONS.
13. THE CONTRACTOR, WITH HIS ASSOCIATED MATERIAL SUPPLIERS, SHALL PROVIDE CERTIFICATION ACCEPTABLE TO THE ENGINEER, THAT ALL PIPE MATERIALS SUPPLIED ON THE PROJECT MEET OR EXCEED THE SPECIFICATIONS.
14. ALL THRUST PROTECTION INSTALLED UNDER THIS CONTRACT SHALL BE PLACED BEFORE BACKFILLING OF THE TRENCH AND INSPECTED BY THE ENGINEER. TEMPORARY BUTTRESSING FOR TESTING SHALL BE PROVIDED. INSTALLATION OF APPROVED RETAINER GLANDS, TIE RODS, AND OTHER THRUST RESTRAINTS SHALL BE IN ACCORDANCE WITH THE MANUFACTURER'S SPECIFICATIONS.
15. CONTRACTOR SHALL NOTIFY MISS UTILITY OF WV (1-800-245-8438) 72 HOURS IN ADVANCE OF START OF CONSTRUCTION ACTIVITIES. CONTRACTOR IS SOLELY RESPONSIBLE FOR ANY DAMAGE TO EXISTING UNDERGROUND OR ABOVE GROUND UTILITIES.
16. SYSTEM SHUT DOWN OPERATION:
 - A. THE CONTRACTOR SHALL SUBMIT A SEQUENCE OF UTILITY CONSTRUCTION A MINIMUM OF 30 DAYS PRIOR TO UTILITY ADJUSTMENT FIELD EFFORTS. THE SEQUENCE OF UTILITY CONSTRUCTION SHALL CONSIST OF A PRELIMINARY LIST OF DATES FOR UTILITY TIE-INS, CONNECTIONS AND SHUTDOWNS. THE CONTRACTOR SHALL ALSO PROVIDE AT THIS TIME THE ANTICIPATED SHUTDOWN TIME REQUIRED, AS WELL AS ANTICIPATED TIME OF DAY SCHEDULE FOR THE TIE-INS, CONNECTIONS, AND SHUTDOWNS.
 - B. CONTRACTOR SHALL GIVE A TWO (2) WEEK NOTICE IN WRITING TO THE OWNER PRIOR TO BEGINNING MODIFICATIONS TO THE EXISTING FACILITIES.
 - C. THE EXISTING FACILITIES SHALL BE DEACTIVATED FOR A MAXIMUM PERIOD OF FOUR (4) HOURS FOR EACH SCHEDULED SHUTDOWN. THE CONTRACTOR SHALL MAKE AS MANY CONNECTIONS AS PRACTICAL DURING EACH SHUTDOWN PERIOD.
17. ANY DAMAGE OCCURRING TO ANY EXISTING UTILITIES DURING THE CONSTRUCTION OF THIS PROJECT SHALL BE REPAIRED IMMEDIATELY AT THE CONTRACTOR'S EXPENSE BY MEANS APPROVED BY THE UTILITY OWNER.

UTILITY CONTACT PERSONNEL

ELECTRICITY: APPALACHIAN POWER COMPANY CHARLESTON, WEST VIRGINIA MR. PATRICK BROWN 304-746-2662	WATER: WEST VIRGINIA AMERICAN WATER COMPANY CHARLESTON, WEST VIRGINIA MR. BRETT MORGAN 304-340-2011
NATURAL GAS: MOUNTAINEER GAS COMPANY CHARLESTON, WEST VIRGINIA MR. MIKE PLYMALE 304-347-6577	SANITARY: CHARLESTON SANITARY BOARD CHARLESTON, WEST VIRGINIA MR. MARK JUSTICE 304-561-8165

NOTE: TELEPHONE, DATA, AND CABLE TV SHALL BE COORDINATED WITH THE WV ARMY NATIONAL GUARD REPRESENTATIVE, MAJOR PATRICK CHARD 304-561-6519.

Mead Hunt

Mead & Hunt, Inc.
400 Tracy Way, Suite 200
Charleston, WV 25311
phone: 304-345-6112
meadhunt.com

The information contained herein is intended to provide a general overview of the project and is not intended to constitute a contract. The actual contract documents shall govern. The information herein is subject to change without notice. The information herein is provided for informational purposes only and is not intended to constitute an offer or any other financial product or service. The information herein is provided for informational purposes only and is not intended to constitute an offer or any other financial product or service.

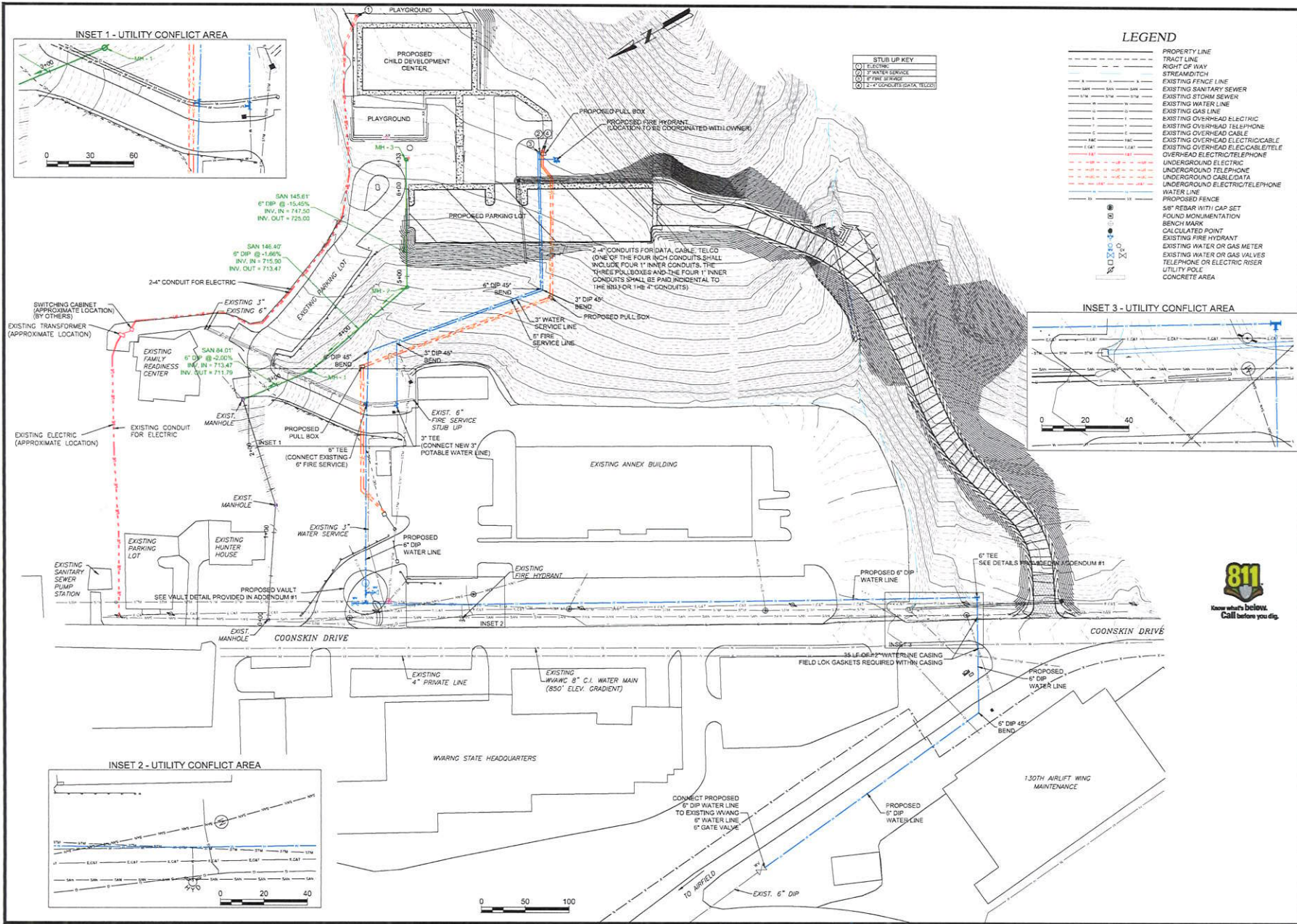
WV ARMY NATIONAL GUARD
CHILD DEVELOPMENT CENTER
UTILITY UPGRADES
CONSTRUCTION & FACILITIES MANAGEMENT OFFICE
DESIGN AND CONSTRUCTION BRANCH
1707 COOKSKIN DRIVE
CHARLESTON, WV 25311

REVISED: 03/26/2020
DATE: 11/25/20
BY: 03/26/2020
CHECKED BY: WKM
DESIGNED BY: JAB
DRAWN BY: (signature)

UTILITY SERVICE
GENERAL NOTES



3 of 10
C-102
800-800-8000

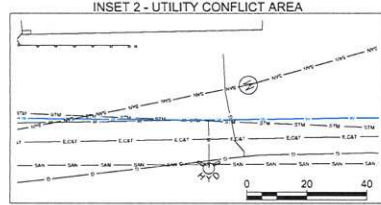
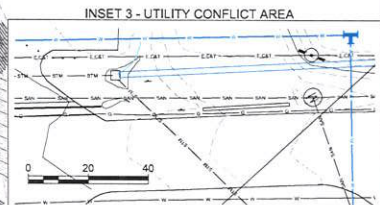
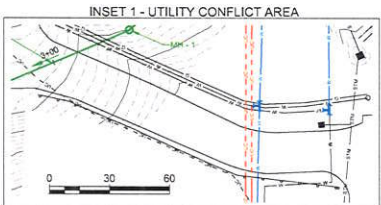


STUB UP KEY

1	ELECTRIC
2	WATER SERVICE
3	FIRE SERVICE
4	2" CONDUIT FOR DATA, CABLE, TELCO

LEGEND

---	PROPERTY LINE
---	TRACT LINE
---	RIGHT OF WAY
---	STREAM/DITCH
---	EXISTING FENCE LINE
---	EXISTING SANITARY SEWER
---	EXISTING STORM SEWER
---	EXISTING WATER LINE
---	EXISTING GAS LINE
---	EXISTING OVERHEAD ELECTRIC
---	EXISTING OVERHEAD TELEPHONE
---	EXISTING OVERHEAD ELECTRIC/CABLE
---	EXISTING OVERHEAD ELECTRIC/CABLE/TELEPHONE
---	UNDERGROUND ELECTRIC
---	UNDERGROUND TELEPHONE
---	UNDERGROUND CABLE/DATA
---	UNDERGROUND ELECTRIC/TELEPHONE
---	WATER LINE
---	PROPOSED FENCE
---	58" REBAR WITH CAP SET
---	FOUND MONUMENTATION
---	BENCH MARK
---	CALCULATED POINT
---	EXISTING FIRE HYDRANT
---	EXISTING WATER OR GAS METER
---	EXISTING WATER OR GAS VALVES
---	TELEPHONE OR ELECTRIC RISER
---	UTILITY POLE
---	CONCRETE AREA



Mead & Hunt
 Mead & Hunt, Inc.
 400 Tracy Way, Suite 200
 Charleston, WV 25311
 phone: 304-345-6712
 meadhunt.com

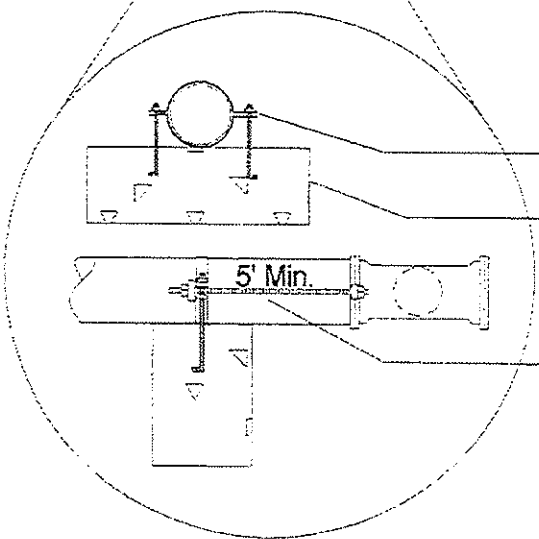
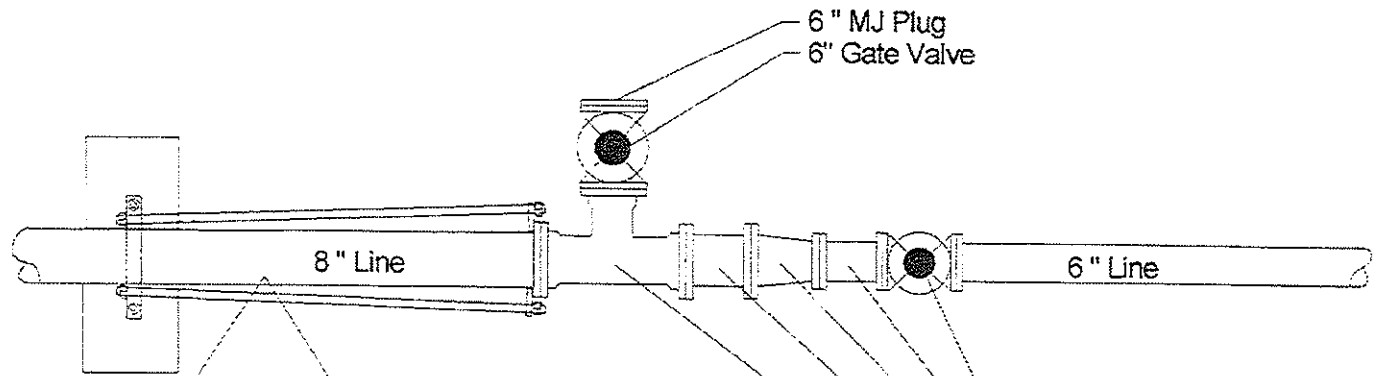
**WV ARMY NATIONAL GUARD
 CHILD DEVELOPMENT CENTER
 UTILITY UPGRADES
 CONSTRUCTION & FACILITIES MANAGEMENT OFFICE
 DESIGN AND CONSTRUCTION BRANCH
 1707 COONSKIN DRIVE
 CHARLESTON, WV 25311**



CLIENT NO: R3259700
 DRAWING NO: 113756.0
 DATE: 03-06-2012
 DESIGNED BY: WKM
 DRAWN BY: WKM
 CHECKED BY: JAB
 30 WEST MAIN ST CHARLESTON, WV

SHEET NO: 4 of 6
C-103

PROJECT LOCATION: NATIONAL GUARD CHILD DEVELOPMENT CENTER, 1707 COONSKIN DRIVE, CHARLESTON, WV 25311
 DATE: 03/06/2012



6" MJ Plug
6" Gate Valve

6" Gate Valve
6" x 12" Anchor Coupling
8" x 6" MJ Reducer
8" x 12" Anchor Coupling
8" x 8" x 6" MJ Anchor Tee

Friction Clamp with
5/8" All Thread into Concrete
Below Water Line

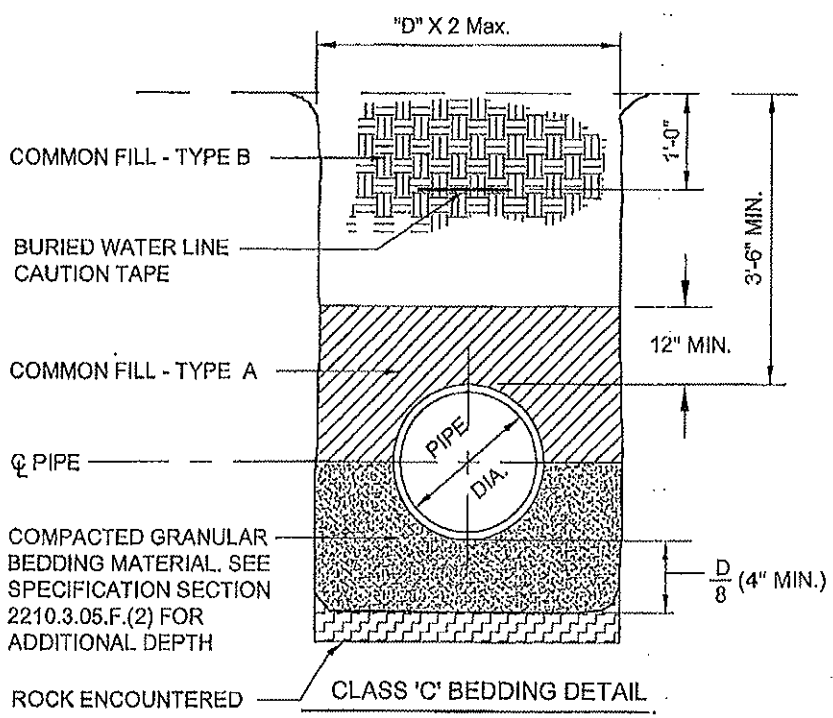
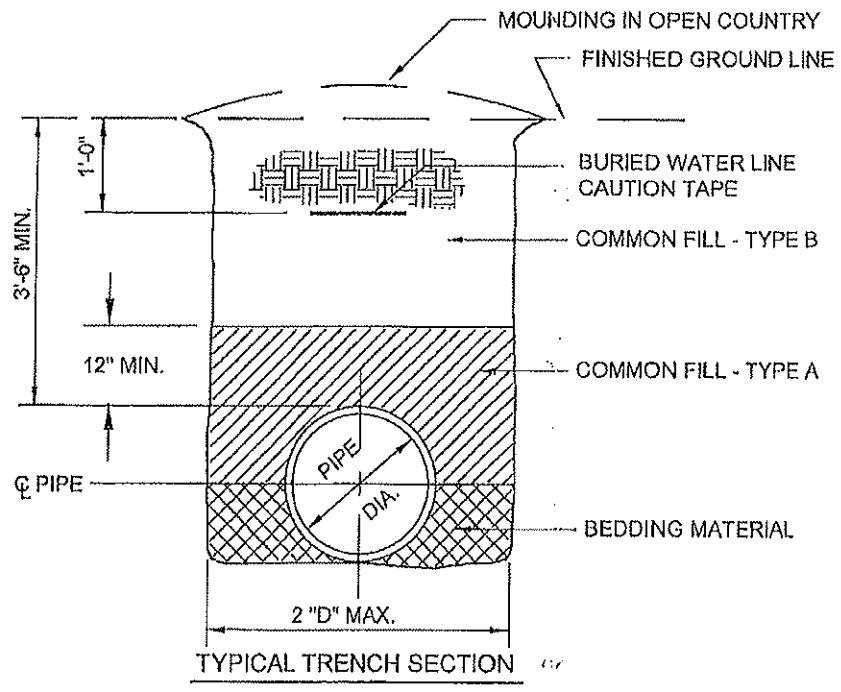
2' x 4' x 3' Deep Concrete
Thrust Collar

All Thread from Friction Clamp
to MJ Tee with Duc Lugs

Thrust Collar

Not to Scale

000020

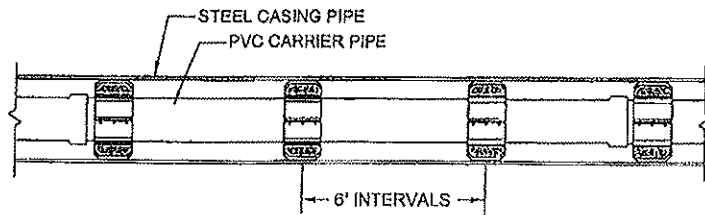


NOTE:
 1. SEE SPECIFICATION SECTIONS 2210.2.02 AND 2210.2.03 FOR DESCRIPTION OF BACKFILL MATERIAL.
 2. THERE WILL BE NO SEPARATE PAY ITEM FOR WV DOH SHOULDER STONE REPLACEMENT. CONTRACTOR TO INCLUDE COST OF STONE INTO THE PRICE OF THE PIPE.

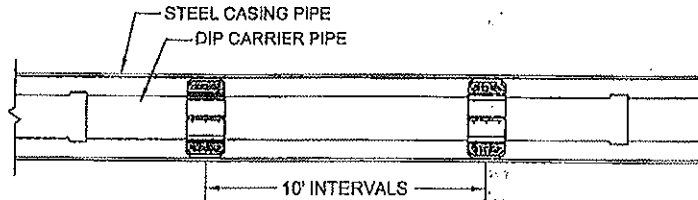
DETAIL 2210-01

2210-01 TRENCH BACKFILL

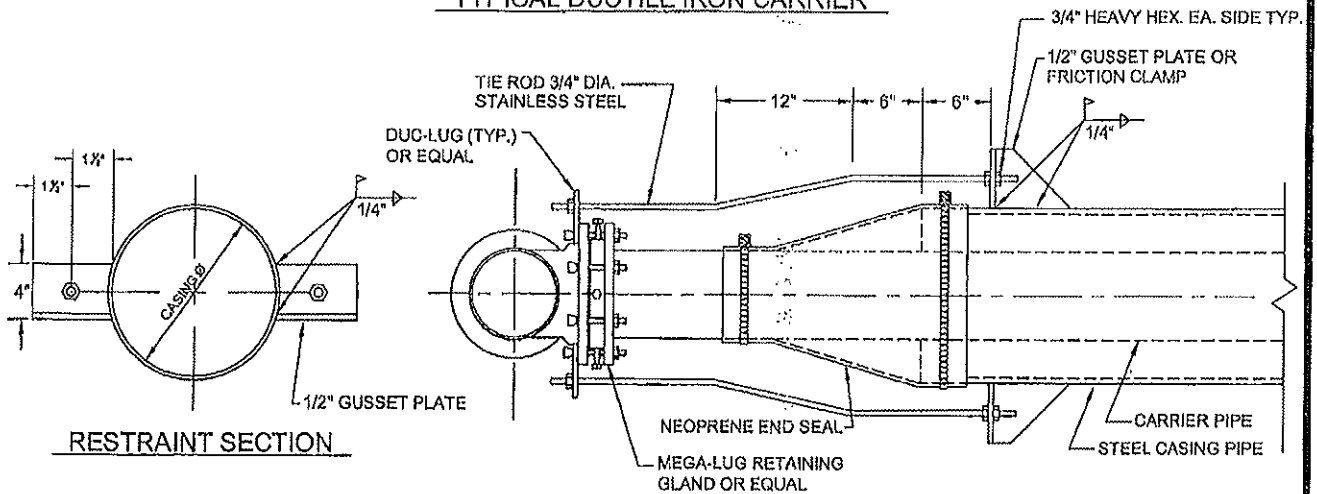
WEST VIRGINIA AMERICAN WATER
 TRENCH BACKFILL DETAIL
 NO SCALE



TYPICAL PLASTIC CARRIER

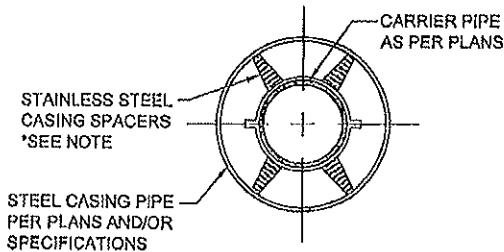


TYPICAL DUCTILE IRON CARRIER

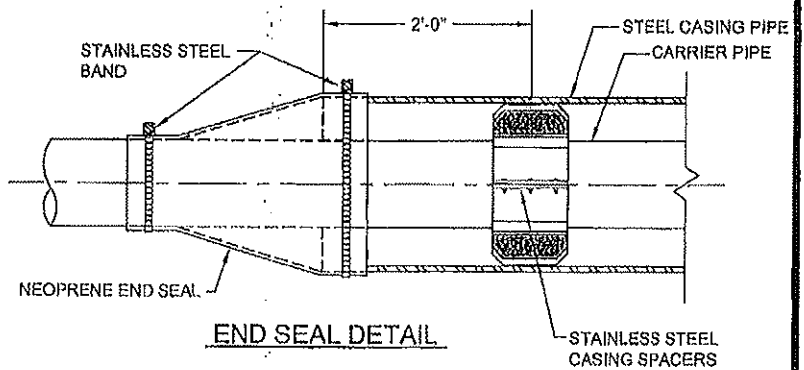


RESTRAINT SECTION

END RESTRAINT DETAIL



SECTION



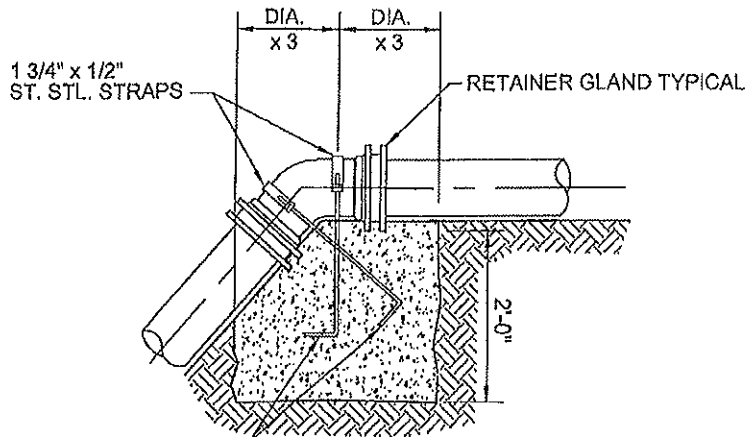
END SEAL DETAIL

***NOTE:**
PIPELINE CASING SPACERS ARE TO BE INSTALLED ACCORDING TO PIPE MANUFACTURER AND SPACER MANUFACTURER SPECIFICATIONS. THE PIPELINE SHALL NOT CONTACT THE CASING PIPE.

DETAIL 2220 - 01

2220-01 CASING INSTALLATION

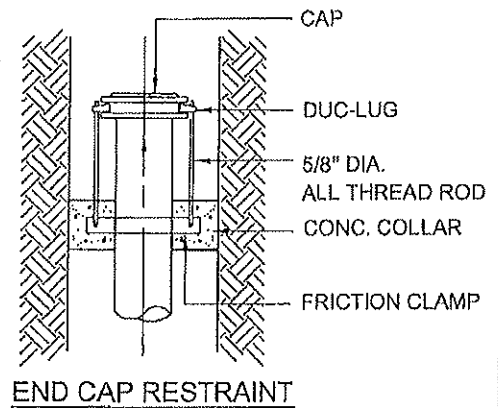
WEST VIRGINIA AMERICAN WATER
CASING INSTALLATION DETAILS
NO SCALE



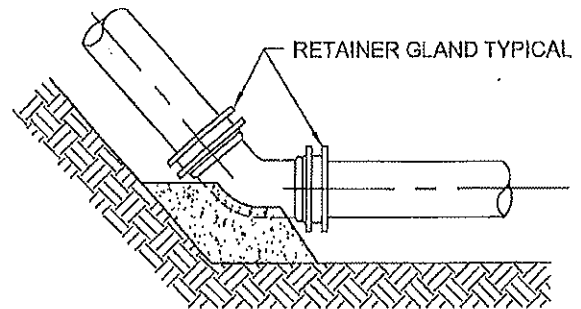
3/4" ST. STL. ANCHOR BOLTS (12" MIN. EMBEDMENT) W/ 3" HOOK

NOTE:
ALL EXPOSED ANCHORS, STRAPS, AND NUTS TO BE PAINTED WITH BITUMASTIC PAINT.

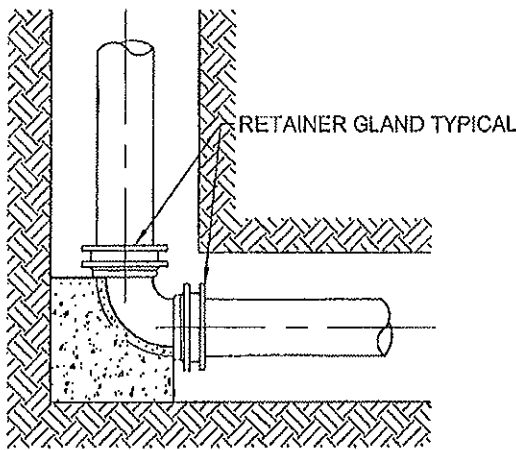
11 1/4° TO 45° OVER BEND INSTALLATION



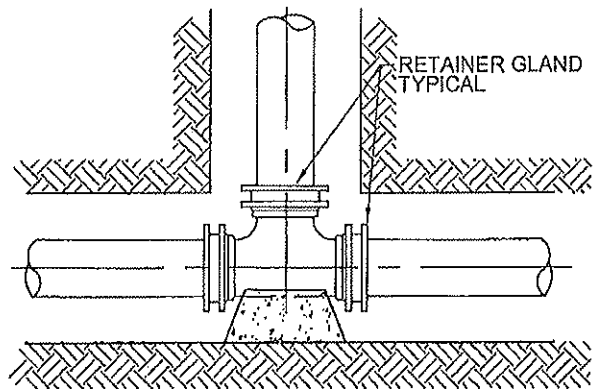
END CAP RESTRAINT



11 1/4° TO 45° BEND INSTALLATION



90° BEND INSTALLATION



TEE INSTALLATION

THRUST BLOCK SCHEDULE

Pipe Size	Tee or Dead End	11 1/4°	22 1/2°	45°	90°
2"	6	2	3	5	9
6"	13	3	6	10	19
8"	23	5	9	18	33
12"	52	10	20	39	71
16"	92	18	35	68	126
20"	144	27	54	106	195
24"	207	39	78	152	280

S.F. AREA AGAINST UNDISTURBED SOIL
150 PSI @ SOIL BEARING CAPACITY OF 1000 LBS/FT² I.e. SOFT CLAY

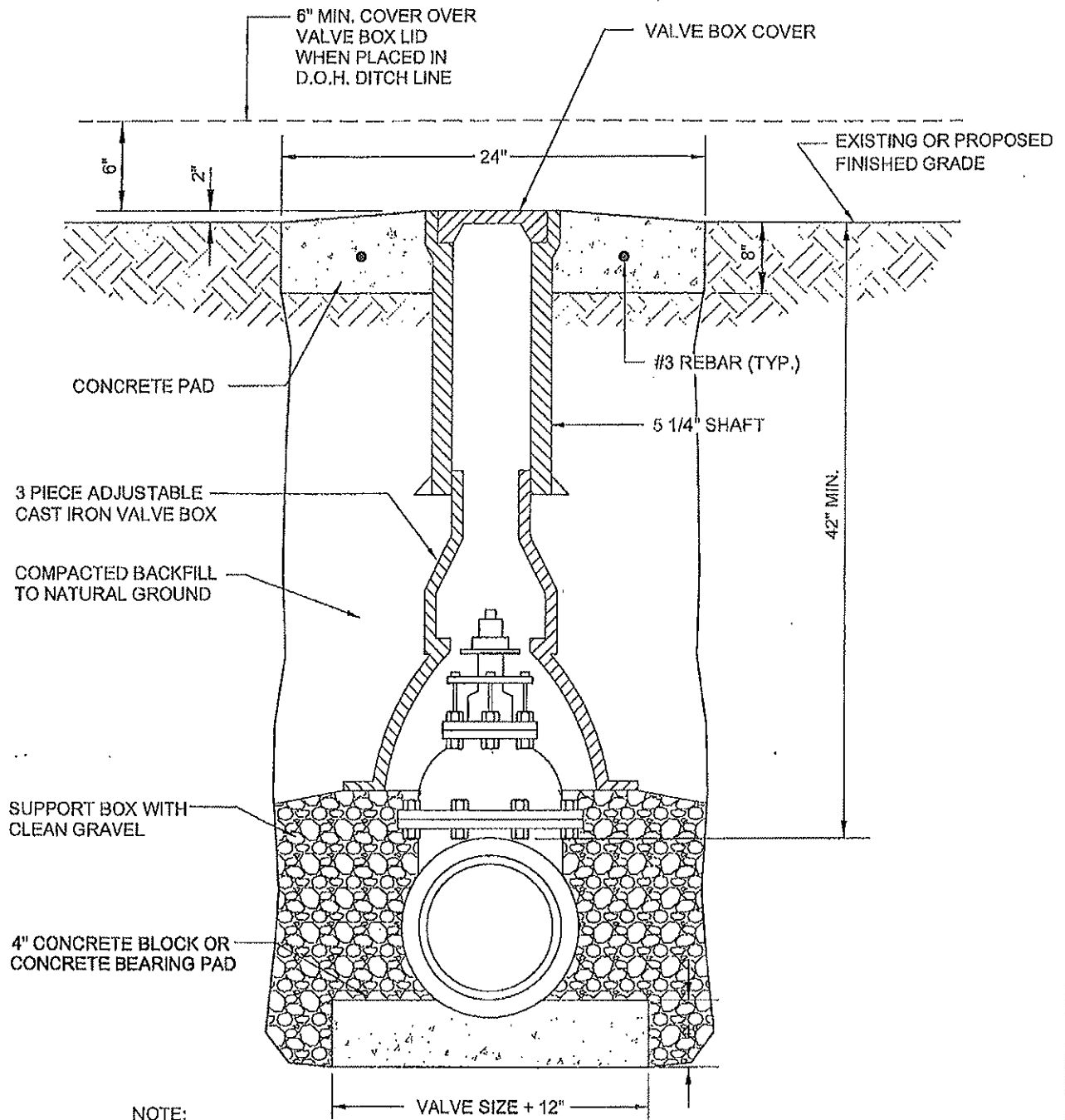
NOTES :

1. ALL PIPE AND FITTINGS SHALL BE WRAPPED WITH POLYETHYLENE SHEET TO PREVENT CONTACT WITH CONCRETE.
2. USE MECHANICAL JOINT FITTINGS WITH MEGA-LUG RETAINER AT ALL LOCATIONS REQUIRING THRUST BLOCKING.
3. THRUST BLOCKING BEARING SURFACES TO BE PLACED AGAINST UNDISTURBED EARTH (SEE THRUST BLOCK SCHEDULE FOR SIZES)

DETAIL 3300-01

3300-01 THRUST BLOCK DETAIL

WEST VIRGINIA AMERICAN WATER
THRUST BLOCK DETAILS
NO SCALE



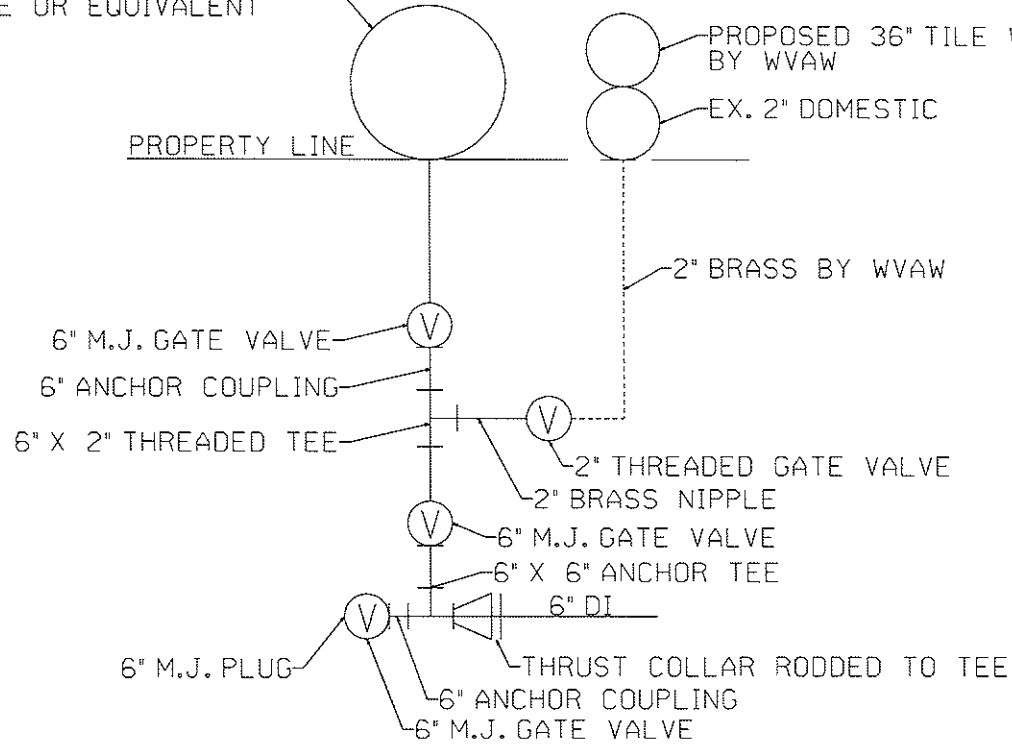
NOTE:

1. PROVIDE PLASTIC POST-TYPE VALVE LOCATOR AT EACH VALVE LOCATION.
2. SIMILAR INSTALLATION FOR CURB BOX OR SERVICE LINE.

DETAIL 15151-01

WEST VIRGINIA AMERICAN WATER
 TYPICAL VALVE BOX DETAIL
 NO SCALE

F.S. VAULT WITH D.D.C.V. (WATTS 709DDC OR EQUAL)
 8' DIAMETER PRECAST MANHOLE OR EQUIVALENT



DATE	5/23/12
SCALE	
DESIGNED	
DRAWN	
CHECKED	
SHEET	1 OF 1

Mead & Hunt
 MEAD & HUNT, INC.
 CHARLESTON, WV 26030-3445-6712

VAULT DETAIL

REVISION NUMBER	REVISION	DATE	BY

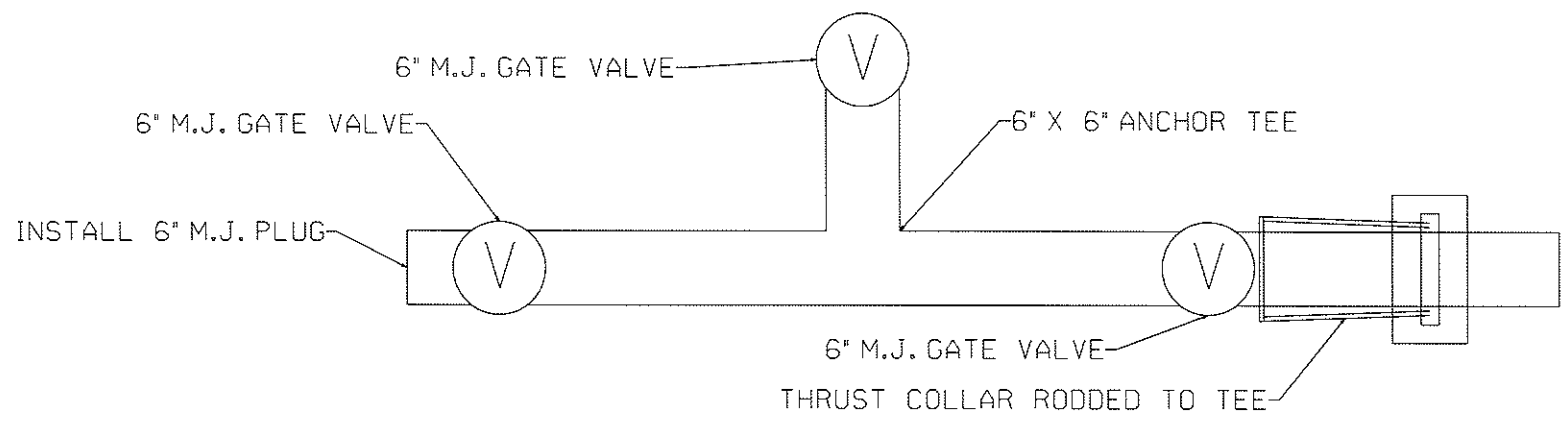
00000

DATE	5/23/12
SCALE	
DESIGNED	
DRAWN	
CHECKED	
SHEET	1 OF 1



MEAD & HUNT, INC.
CHARLESTON, WV 26034-3406-6712

TEE DETAIL



REVISION	DATE	BY

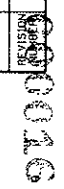


EXHIBIT 10

REQUISITION NO.:

ADDENDUM ACKNOWLEDGEMENT

I HEREBY ACKNOWLEDGE RECEIPT OF THE FOLLOWING CHECKED
ADDENDUM(S) AND HAVE MADE THE NECESSARY REVISIONS TO MY
PROPOSAL, PLANS AND/OR SPECIFICATION, ETC.

ADDENDUM NO.'S:

NO. 1

NO. 2

NO. 3

NO. 4

NO. 5

I UNDERSTAND THAT FAILURE TO CONFIRM THE RECEIPT OF THE
ADDENDUM(S) MAY BE CAUSE FOR REJECTION OF BIDS. VENDOR
MUST CLEARLY UNDERSTAND THAT ANY VERBAL
REPRESENTATION MADE OR ASSUMED TO BE MADE DURING ANY
ORAL DISCUSSION HELD BETWEEN VENDOR'S REPRESENTATIVES
AND ANY STATE PERSONNEL IS NOT BINDING. ONLY THE
INFORMATION ISSUED IN WRITING AND ADDED TO THE
SPECIFICATIONS BY AN OFFICIAL ADDENDUM IS BINDING.

.....
SIGNATURE

.....
COMPANY

.....
DATE