



State of West Virginia
 Department of Administration
 Purchasing Division
 2019 Washington Street East
 Post Office Box 50130
 Charleston, WV 25305-0130

Request for Quotation

RFQ NUMBER
PRS09021

PAGE
1

ADDRESS CORRESPONDENCE TO ATTENTION OF
JOHN ABBOTT 304-558-2544

RFQ COPY
 TYPE NAME/ADDRESS HERE

V
E
N
D
O
R

S
H
I
P
T
O

PROTECTIVE SERVICES
 DIVISION OF
 BUILDING 1, ROOM 152-A
 1900 KANAWHA BOULEVARD, EAST
 CHARLESTON, WV
 25305 304-558-9911

DATE PRINTED	TERMS OF SALE	SHIP VIA	F.O.B.	FREIGHT TERMS
02/13/2009				

BID OPENING DATE: 02/25/2009 BID OPENING TIME 01:30PM

LINE	QUANTITY	UOP	CAT NO	ITEM NUMBER	UNIT PRICE	AMOUNT
ADDENDUM #02						
THIS ADDENDUM IS ISSUED TO CLARIFY, MODIFY, AND ADD TO THE ORIGINAL SPECIFICATIONS, PER THE ATTACHED DOCUMENTATION, AND TO EXTEND THE BID OPENING.						
REVISED BID OPENING: 2/25/2009; 1:30 PM						
0001	1	LS		550-43		
BOLLARD SYSTEM INSTALLATION						
***** THIS IS THE END OF RFQ PRS09021 ***** TOTAL: _____						

SEE REVERSE SIDE FOR TERMS AND CONDITIONS

SIGNATURE	TELEPHONE	DATE
TITLE	FEIN	ADDRESS CHANGES TO BE NOTED ABOVE

WHEN RESPONDING TO RFQ, INSERT NAME AND ADDRESS IN SPACE ABOVE LABELED 'VENDOR'

**GENERAL TERMS & CONDITIONS
REQUEST FOR QUOTATION (RFQ) AND REQUEST FOR PROPOSAL (RFP)**

1. Awards will be made in the best interest of the State of West Virginia.
2. The State may accept or reject in part, or in whole, any bid.
3. All quotations are governed by the *West Virginia Code* and the *Legislative Rules* of the Purchasing Division.
4. Prior to any award, the apparent successful vendor must be properly registered with the Purchasing Division and have paid the required \$125 fee.
5. All services performed or goods delivered under State Purchase Order/Contracts are to be continued for the term of the Purchase Order/Contracts, contingent upon funds being appropriated by the Legislature or otherwise being made available. In the event funds are not appropriated or otherwise available for these services or goods, this Purchase Order/Contract becomes void and of no effect after June 30.
6. Payment may only be made after the delivery and acceptance of goods or services.
7. Interest may be paid for late payment in accordance with the *West Virginia Code*.
8. Vendor preference will be granted upon written request in accordance with the *West Virginia Code*.
9. The State of West Virginia is exempt from federal and state taxes and will not pay or reimburse such taxes.
10. The Director of Purchasing may cancel any Purchase Order/Contract upon 30 days written notice to the seller.
11. The laws of the State of West Virginia and the *Legislative Rules* of the Purchasing Division shall govern all rights and duties under the Contract, including without limitation the validity of this Purchase Order/Contract.
12. Any reference to automatic renewal is hereby deleted. The Contract may be renewed only upon mutual written agreement of the parties.
13. **BANKRUPTCY:** In the event the vendor/contractor files for bankruptcy protection, this Contract may be deemed null and void, and terminated without further order.
14. **HIPAA BUSINESS ASSOCIATE ADDENDUM:** The West Virginia State Government HIPAA Business Associate Addendum (BAA), approved by the Attorney General, and available online at the Purchasing Division's web site (<http://www.state.wv.us/admin/purchase/vrc/hipaa.htm>) is hereby made part of the agreement. Provided that, the Agency meets the definition of a Cover Entity (45 CFR §160.103) and will be disclosing Protected Health Information (45 CFR §160.103) to the vendor.
15. **WEST VIRGINIA ALCOHOL & DRUG-FREE WORKPLACE ACT:** If this Contract constitutes a public improvement construction contract as set forth in Article 1D, Chapter 21 of the West Virginia Code ("The West Virginia Alcohol and Drug-Free Workplace Act"), then the following language shall hereby become part of this Contract: "The contractor and its subcontractors shall implement and maintain a written drug-free workplace policy in compliance with the West Virginia Alcohol and Drug-Free Workplace Act, as set forth in Article 1D, Chapter 21 of the West Virginia Code. The contractor and its subcontractors shall provide a sworn statement in writing, under the penalties of perjury, that they maintain a valid drug-free work place policy in compliance with the West Virginia and Drug-Free Workplace Act. It is understood and agreed that this Contract shall be cancelled by the awarding authority if the Contractor: 1) Fails to implement its drug-free workplace policy; 2) Fails to provide information regarding implementation of the contractor's drug-free workplace policy at the request of the public authority; or 3) Provides to the public authority false information regarding the contractor's drug-free workplace policy."

INSTRUCTIONS TO BIDDERS

1. Use the quotation forms provided by the Purchasing Division.
2. **SPECIFICATIONS:** Items offered must be in compliance with the specifications. Any deviation from the specifications must be clearly indicated by the bidder. Alternates offered by the bidder as **EQUAL** to the specifications must be clearly defined. A bidder offering an alternate should attach complete specifications and literature to the bid. The Purchasing Division may waive minor deviations to specifications.
3. Complete all sections of the quotation form.
4. Unit prices shall prevail in case of discrepancy.
5. All quotations are considered F.O.B. destination unless alternate shipping terms are clearly identified in the quotation.
6. **BID SUBMISSION:** All quotations must be delivered by the bidder to the office listed below prior to the date and time of the bid opening. Failure of the bidder to deliver the quotations on time will result in bid disqualifications: Department of Administration, Purchasing Division, 2019 Washington Street East, P.O. Box 50130, Charleston, WV 25305-0130

PRS09021 Bollard Installation

Addendum #02

Clarifications:

- Revised bid opening date: 2/25/2009; 1:30 PM
- Successful bidder shall have 90 days to complete the project upon receipt of the Notice to Proceed notification
- Specifications - Page 10, paragraph 1: Bollards shall be 6 ½" in diameter; Addition: Retractable bollards shall be spaced 6 ½' on centers; removable bollards shall be spaced 5' on centers
- Paragraph 2: Four locations have been identified on the attached campus map – Location 1: Bollards shall be 3 retractable units working as one system, off center, and 3 removable, opposite side; Location 2 shall be 6 retractable units working as one system; Location 3 shall be 6 retractable units: 3 units working as one system, and 3 units working as one system; Location 4 shall be 6 retractable units: 3 units working as one system, and 3 units working as one system - (total is 21 retractable and 3 removable)
- Paragraph 5: The Command Center is located in the West Wing Basement of the Capitol building; Location 4 shall have a local control in order for the guard to operate the retractable bollards in location 4 only; vendors shall consider digging a maximum of 10' for connection to the existing underground fiber cabling; all underground fiber and power cabling shall be buried in conduit approximately 24" in depth.
- Paragraph 6 – see above for number of bollards; Addition: contractor will be responsible to install a 12"X12"X4" (approximate size) stainless steel weatherproof junction box at the base of each light pole, from which power will be obtained – power will be obtained from the existing light poles; and contractor shall be responsible to dig a maximum of 30', and run power from the junction box to the retractable bollard units – the junction box shall be buried so the top lid shall be exposed for accessibility – all cabling shall be in commercial grade metal conduit

1.0 SYSTEM CONFIGURATION

- 1.1 - SEE ABOVE bullet point 3
- 1.6 – 6 ½" inches in diameter, as stated above
- All lights shall be clear/white LED lights on the retractable and removable units; and shall have a dusk to dawn control located in the junction box at each location
- 1.12 – Sump Pump – sump pump shall remain as stated in the specifications

5.0 WARRANTY

- **5.1 – Maintenance will not be a part of this quotation – also see revised bid form**

7.0 SYSTEM CONFIGURATION

- **7.1 Bollards - The system shall consist of 21 retractable and 3 removable bollards – removable bollards shall match the retractable bollards in all aspects, except for the base configuration difference between the retractable and removable**
- **7.4 General Construction – see additional drawings attached**

CLARIFICATION:

- **Removable bollards have sockets that shall be 18” deep**
- **Excess dirt shall be left around excavated areas for settling purposes – excavated areas shall be compacted where applicable, leaving 6 inches of loose material for seeding purposes**
- **All dirt excavated areas shall be dressed back to original contour, seeded, and straw added two layers thick. Grass seed shall be used that is the same as the existing grass in the area**

DEBRIS REMOVAL

- **All excess debris shall be removed from the campus grounds and discarded in accordance to all state and local laws**

DRUG FREE WORKPLACE CONFORMANCE AFFIDAVIT form is required to be completed and submitted with the bid – failure to submit this form with the bid is automatic disqualification from the bidding process

- Fiber Optics Connection (x 4; once fro each location):
 - Metrotek Inc. Transmitter - Part No. XC1000A-1 or equal
 - Metrotek, Inc. Receiver - RC-1000A-1 or equal

- Carson Industries: http://www.carsonind.com/PDF/Util_Infra/H_H2436.pdf; see specific Heavy Duty Vaults outlined below
 - Inside of Heavy Duty Vault all wiring junctions shall be watertight.
 - All waterproof junction boxes (which go inside Vault) shall be supplied and pre-configured by vendor; contractor shall provide the connections
 - Incoming flex conduit supplied by vendor shall be 30 feet long per Ram bollard

Location 1: 3 Rams Bollards, 3 Bobcat Removable Bollards: Carson Industries H2436-24 Heavy Duty Vault and H2436-P1 Cover or equal

1. Incoming Fiber Optic
2. Incoming 110V Power which feeds 1 transformer to Bobcats and Rams
3. Incoming control conduit from bollard set one (conduit supplied by bollard vendor)
 - a. Control Wire
 - b. Battery Wire
4. Incoming control conduit from bollard set two (conduit supplied by bollard vendor)
 - a. Control Wire
 - b. Battery Wire
5. Incoming conduit from loop

Location 2: 6 Ram Bollards operating as a single set: Carson Industries H2436-24 Heavy Duty Vault and H2436-P1 Cover or equal

1. Incoming Fiber Optic
2. Incoming 110V Power
3. Incoming control conduit from set of bollards (conduit supplied by bollard vendor)
 - Control Wire
 - Battery Wire
4. Incoming conduit from loop

Location 3: Two independently operated sets of 3 Ram Bollards: Carson Industries H3048-24 Heavy Duty Vault and H3048-P1 Cover or equal

6. Incoming Fiber Optic
7. Incoming 110V Power
8. Incoming control conduit from bollard set one (conduit supplied by bollard vendor)
 - a. Control Wire
 - b. Battery Wire
9. Incoming control conduit from bollard set two (conduit supplied by bollard vendor)
 - a. Control Wire
 - b. Battery Wire
10. Incoming conduit from loop

Location 4: Two independently operated sets of 3 Ram Bollards with Fiber Optics, RF Remote Control, and Booth Switch: Carson Industries H3048-24 and H3048-P1 Cover or equal

5. Incoming Fiber Optic
6. Incoming 110V Power
7. Outgoing above ground antenna conduit to terminate in guard shack
8. Incoming conduit from bollard set one (conduit supplied by bollard vendor)
 - Control Wire
 - Battery Wire
9. Incoming conduit from bollard set two (conduit supplied by bollard vendor)
 - Control Wire
 - Battery Wire
10. Incoming conduit from loop
11. Bollards for Location 4 shall include 6 remote controls for each set of bollards (remote controls supplied by bollard vendor)

Also: Please replace 500 gallon per hour sump pump with 180 gallon per hour sump pump.

Ram Bollard

Recommended Installation Instructions

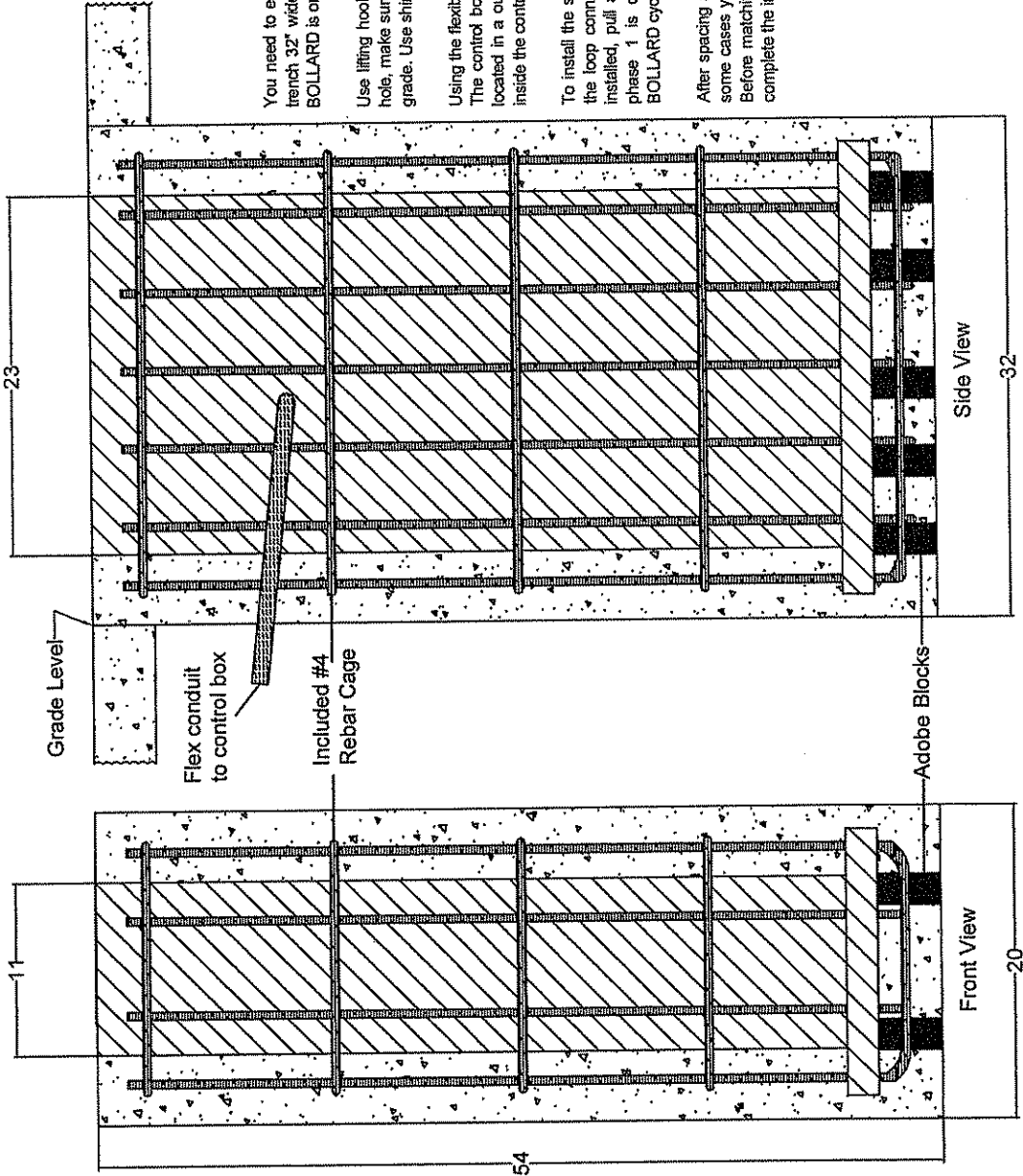
You need to excavate a 32" X 20" X 54" deep hole, if installing multiple units, you could trench 32" wide X 54" deep. Be sure to add at least 4" on each side of the units and the BOLLARD is oriented in correct position.

Use lifting hooks located on the out side of the BOLLARD installation box and lower into hole, make sure the adobe bricks are in place and the top of the BOLLARD is level with the grade. Use shims to assure the BOLLARD is all square and level.

Using the flexible conduit supplied, run conduit underground to the above grade control box. The control box should be located as close to the BOLLARD installation as possible and located in a out of the way secure location. Wire to controls following instructions located inside the control box. Operate the BOLLARD to insure proper electrical connection.

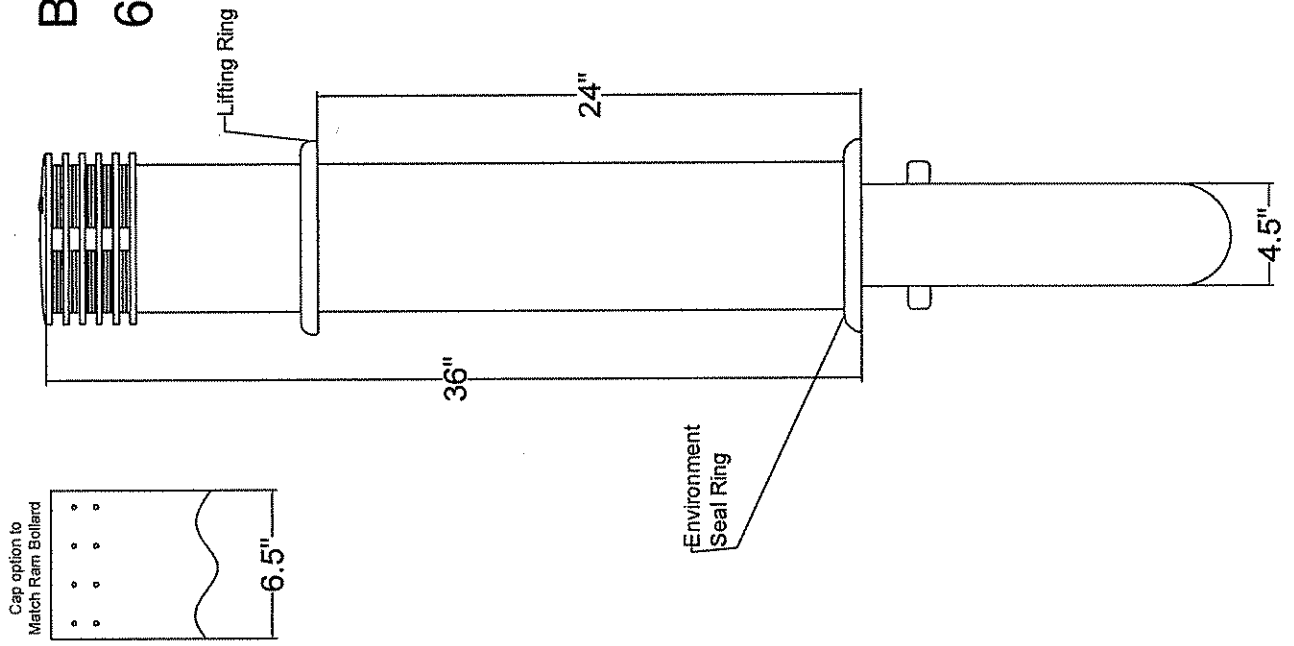
To install the safety loop closely follow the instruction attached to the loop. **Important:** run the loop connection wire thru a separate conduit, do not use BOLLARD conduit. After installed, pull a vehicle over the loop wire and retest BOLLARD, if unit will not start up, phase 1 is correctly installed. Remove vehicle and check BOLLARD operation, if BOLLARD cycles correctly, safety loop is installed.

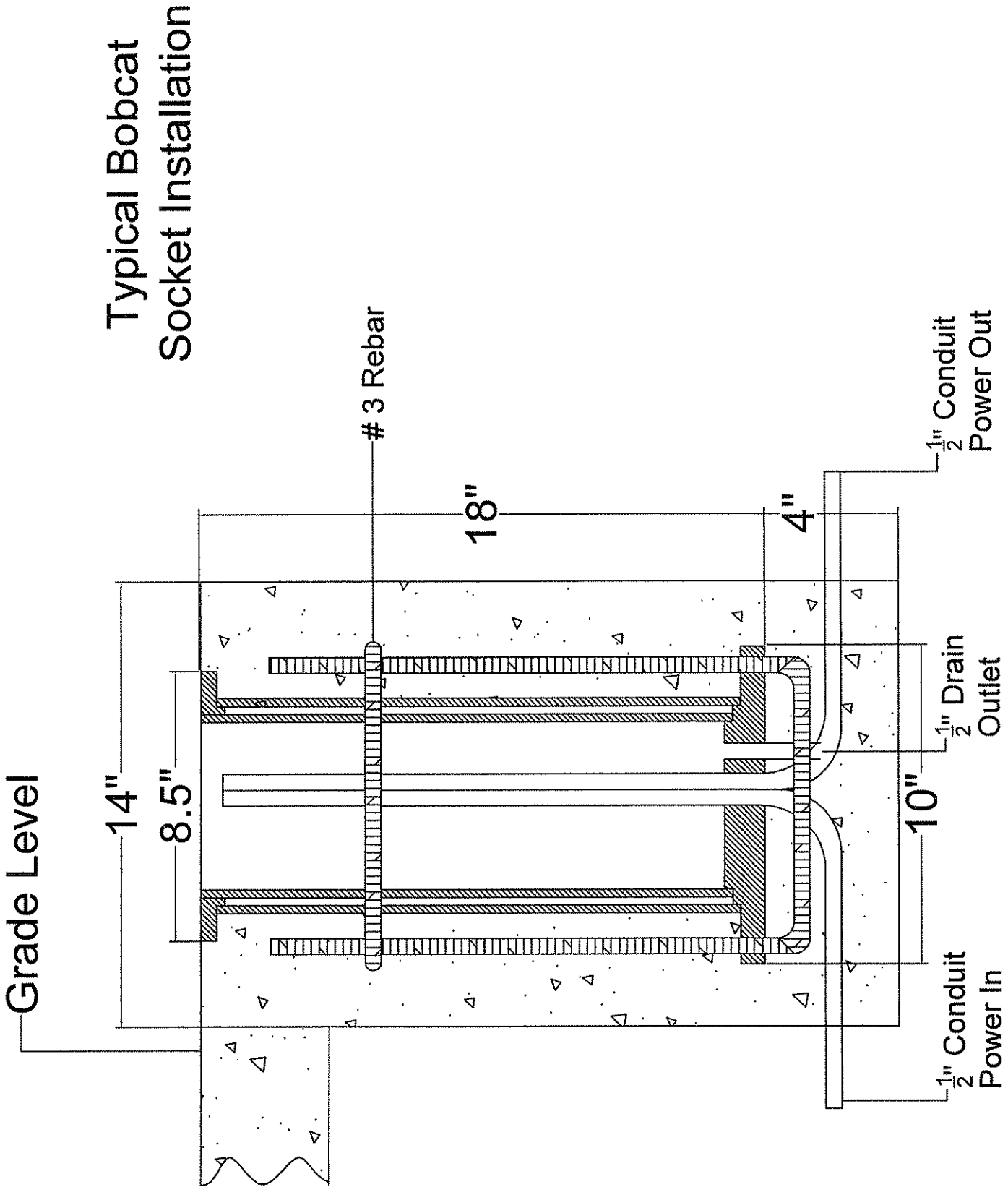
After spacing and level is verified, be sure to lower BOLLARD before pouring concrete, in some cases you might need to vibrate concrete to assure footer under unit is compacted. Before matching grade composition, use expansion joint filler around top of BOLLARD to complete the installation.

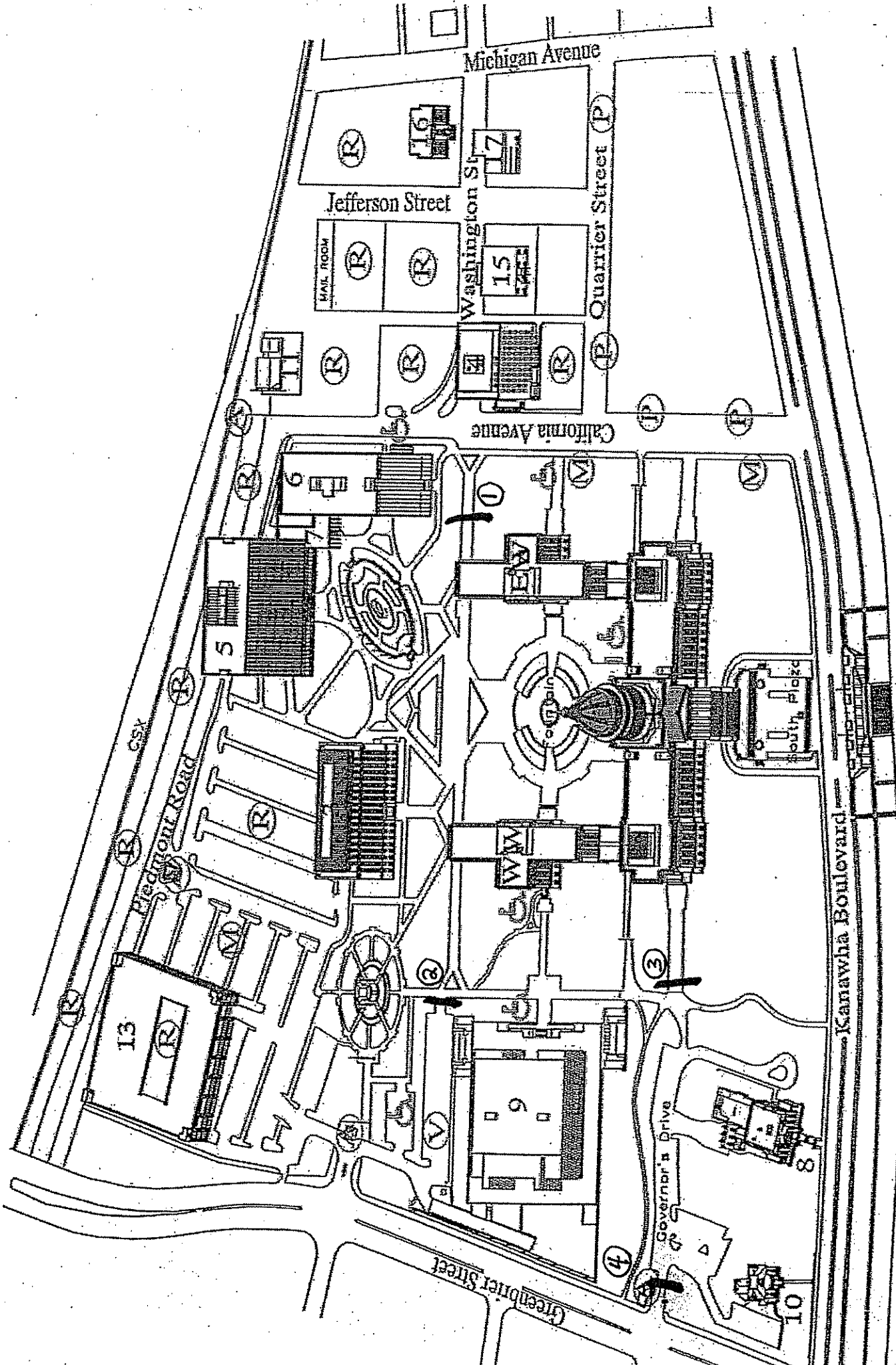


Hole dimensions, concrete, and rebar are engineered for bollard strength rating

Bobcat Bollard 6 1/2" Diameter







WEST VIRGINIA STATE CAPITOL DIRECTORY



**State of West Virginia
DRUG FREE WORKPLACE CONFORMANCE AFFIDAVIT
West Virginia Code §21-1D-5**

STATE OF WEST VIRGINIA,

COUNTY OF _____, TO-WIT:

I, _____, after being first duly sworn, depose and state as follows:

- 1. I am an employee of _____; and,
(Company Name)
- 2. I do hereby attest that _____
(Company Name)

maintains a valid written drug free workplace policy and that such policy is in compliance with **West Virginia Code §21-1D-5**.

The above statements are sworn to under the penalty of perjury.

(Company Name)

By: _____

Title: _____

Date: _____

Taken, subscribed and sworn to before me this _____ day of _____.

By Commission expires _____

(Seal)

(Notary Public)

THIS AFFIDAVIT MUST BE SUBMITTED WITH THE BID IN ORDER TO COMPLY WITH WV CODE PROVISIONS. FAILURE TO INCLUDE THE AFFIDAVIT WITH THE BID SHALL RESULT IN DISQUALIFICATION OF THE BID.

SIGN IN SHEET

PLEASE PRINT

PRE-BID SIGN-IN SHEET / PLEASE LEAVE A BUSINESS CARD - PRS09021 - 2/05/2009; 11:00 AM

FIRM & REPRESENTATIVE NAME	MAILING ADDRESS	TELEPHONE & FAX NUMBERS
Company: <u>Garcie R. Marker & Sons Inc.</u>	<u>1119 Jefferson Rd</u>	PHONE <u>744 0590</u>
Rep: <u>Allen Marker</u>	<u>Sv. Chas. Wv. 25319</u>	TOLL FREE
Email Address: <u>GRMarkerSons@aol.com</u>		FAX <u>746 5203</u>
Company: <u>NEIGHBORGAU CONSTRUCTION</u>	<u>1216 SEVENTH AVE.</u>	PHONE <u>(304) 525-5181</u>
Rep: <u>DAVID R. Mc CARTY</u>	<u>P.O. Box 1214</u>	TOLL FREE
Email Address: <u>dmccarty@neighborgall.com</u>	<u>HURSTWATON, WV 25707</u>	FAX <u>(304) 525-7795</u>
Company: <u>All Quality</u>	<u>PO BOX 7169</u>	PHONE <u>304 776 9473</u>
Rep: <u>Jason Davis</u>	<u>Cross Lanes, WV 25356</u>	TOLL FREE
Email Address: <u>AllQualityLLC@aol.com</u>		FAX <u>304 776 9474</u>
Company: <u>Shamblin Const. Inc.</u>	<u>334-C Call Rd.</u>	PHONE <u>304 984 1948</u>
Rep: <u>Daniel + Ralph Shamblin</u>	<u>Sissonville, WV 25320</u>	TOLL FREE
Email Address: <u>ShamblinCons2@Aol.com</u>		FAX <u>304 984 2303</u>
Company: <u>MT STATE BUILDING AUTOMATION</u>	<u>6444 Sissonville DR.</u>	PHONE <u>304 984-0415</u>
Rep: <u>CRAIG CARTER</u>	<u>Sissonville, WV 25320</u>	TOLL FREE
Email Address: <u>Carterc2msbaautomation.com</u>		FAX <u>304 984-0124</u>

SIGN IN SHEET

PLEASE PRINT

PRE-BID SIGN-IN SHEET / PLEASE LEAVE A BUSINESS CARD - PRS09021 - 2/05/2009; 11:00 AM

FIRM & REPRESENTATIVE NAME	MAILING ADDRESS	TELEPHONE & FAX NUMBERS
Company: <u>Electronic Specialty</u>	<u>1325 Durbin Ave</u>	PHONE <u>766-6277</u>
Rep: <u>Marshall Ellison</u>	<u>Durbin WV 25064</u>	TOLL FREE
Email Address: <u>marshall@electronicsspecialty.com</u>		FAX <u>766-6270</u>
Company: _____		PHONE
Rep: _____		TOLL
Email Address: _____		FREE
		FAX
Company: _____		PHONE
Rep: _____		TOLL
Email Address: _____		FREE
		FAX
Company: _____		PHONE
Rep: _____		TOLL
Email Address: _____		FREE
		FAX
Company: _____		PHONE
Rep: _____		TOLL
Email Address: _____		FREE
		FAX

SIGN IN SHEET

PLEASE PRINT

PRE-BID SIGN-IN SHEET / PLEASE LEAVE A BUSINESS CARD - PRS09021 - 1/27/2009; 11:00 AM

FIRM & REPRESENTATIVE NAME	MAILING ADDRESS	TELEPHONE & FAX NUMBERS
Company: <u>NEIGHBORHOOD CONSTRUCTION</u>	<u>P.O. Box 281, HUNTINGTON WV</u>	PHONE <u>304-525-5181</u>
Rep: <u>Jessica Robinson</u>	<u>25707-0281</u>	TOLL FREE
Email Address: <u>jrobinson@neighborhood.com</u>		FAX <u>304-525-7795</u>
Company: <u>Electronic Specialty Co</u>	<u>1325 Dunbar Ave.</u>	PHONE <u>304-766-6277</u>
Rep: <u>Marshall Ellison</u>	<u>Dunbar WV 25064</u>	TOLL FREE
Email Address: <u>electronicspecialty.com</u>		FAX <u>304-766-6270</u>
Company: <u>MOUNTAIN STATE BAGS AUTOMATION</u>	<u>6444 SISSONVILLE DR.</u>	PHONE <u>304-984-0415</u>
Rep: <u>CRAIG CARTER</u>	<u>SISSONVILLE WV 25320</u>	TOLL FREE
Email Address: <u>ccarter@msbautomation.com</u>		FAX <u>304-984-0124</u>
Company: <u>OVAL CONSTRUCTION MGMT, LLC</u>	<u>P.O. Box 401</u>	PHONE <u>304-347-8820</u>
Rep: <u>Rick Bernard</u>	<u>Charles Town WV 25322</u>	TOLL FREE
Email Address: <u>rbernard@ovalconstruction.com</u>		FAX <u>(304)347-8821</u>
Company: <u>Danhill Const. Co.</u>	<u>P.O. Box 685</u>	PHONE <u>304-632-1600</u>
Rep: <u>Dan Hill</u>	<u>Gauley Bridge, W.Va.</u>	TOLL FREE
Email Address: <u>rdanhill@hotmail.com</u>	<u># 5085</u>	FAX <u>304-632-1501</u>

SIGN IN SHEET

PLEASE PRINT

PRE-BID SIGN-IN SHEET / PLEASE LEAVE A BUSINESS CARD - PRS09021 - 1/27/2009; 11:00 AM		
FIRM & REPRESENTATIVE NAME	MAILING ADDRESS	TELEPHONE & FAX NUMBERS
Company: <u>Danhill Construction Company</u>	<u>P.O. Box 685</u>	PHONE <u>304-632-1600</u>
Rep: <u>Chas Dozier</u>	<u>Cumby Bldg, Box ^{WV} 25085</u>	TOLL FREE
Email Address: <u>Cdozier33@yahoo.com</u>		FAX <u>304-632-1501</u>
Company: <u>Garcie R-Marker & Sons Inc</u>	<u>1119 Jefferson Rd.</u>	PHONE <u>304-744-0590</u>
Rep: <u>Allen Marker</u>	<u>So. Chas. WV. 25309</u>	TOLL FREE
Email Address: <u>GRMarkerSons@ADL.com</u>		FAX <u>304 746-5203</u>
Company: _____	_____	PHONE _____
Rep: _____	_____	TOLL FREE _____
Email Address: _____	_____	FAX _____
Company: _____	_____	PHONE _____
Rep: _____	_____	TOLL FREE _____
Email Address: _____	_____	FAX _____
Company: _____	_____	PHONE _____
Rep: _____	_____	TOLL FREE _____
Email Address: _____	_____	FAX _____