



The following documentation is an electronically-submitted vendor response to an advertised solicitation from the *West Virginia Purchasing Bulletin* within the Vendor Self-Service portal at ***wvOASIS.gov***. As part of the State of West Virginia's procurement process, and to maintain the transparency of the bid-opening process, this documentation submitted online is publicly posted by the West Virginia Purchasing Division at ***WVPurchasing.gov*** with any other vendor responses to this solicitation submitted to the Purchasing Division in hard copy format.

Header

List View

General Information

Contact

Default Values

Discount

Document Information

Clarification Request

Procurement Folder: 1478285

Procurement Type: Central Purchase Order

Vendor ID: 000000204787

Legal Name: THE THRASHER GROUP INC

Alias/DBA:

Total Bid: \$0.00

Response Date: 08/13/2024

Response Time: 8:03

Responded By User ID: Thrasher

First Name: Maggie

Last Name: Hart

Email: mhart@thethrashergroup.com

Phone: 304-624-4108

SO Doc Code: CEOI

SO Dept: 0603

SO Doc ID: ADJ2500000001

Published Date: 7/30/24

Close Date: 8/13/24

Close Time: 13:30

Status: Closed

Solicitation Description: JFHQ Coonskin Complex Storm Water

Drainage Design EOI

Total of Header Attachments: 1

Total of All Attachments: 1



Department of Administration
Purchasing Division
2019 Washington Street East
Post Office Box 50130
Charleston, WV 25305-0130

State of West Virginia
Solicitation Response

Proc Folder: 1478285
Solicitation Description: JFHQ Coonskin Complex Storm Water Drainage Design EOI
Proc Type: Central Purchase Order

Solicitation Closes	Solicitation Response	Version
2024-08-13 13:30	SR 0603 ESR08132400000001050	1

VENDOR
000000204787
THE THRASHER GROUP INC

Solicitation Number: CEOI 0603 ADJ2500000001
Total Bid: 0
Response Date: 2024-08-13
Response Time: 08:03:36
Comments: N/A

FOR INFORMATION CONTACT THE BUYER
David H Pauline
304-558-0067
david.h.pauline@wv.gov

Vendor Signature X	FEIN#	DATE
---------------------------	--------------	-------------

All offers subject to all terms and conditions contained in this solicitation

Line	Comm Ln Desc	Qty	Unit Issue	Unit Price	Ln Total Or Contract Amount
1	JFHQ Coonskin Complex Storm Water Drainage Design EOI				0.00

Comm Code	Manufacturer	Specification	Model #
81101508			

Commodity Line Comments: N/A

Extended Description:

Provide professional architectural and engineering design services per the attached documentation.



THRASHER

WEST VIRGINIA ARMY NATIONAL GUARD

JFHQ Coonskin Complex Storm Water Drainage Design

CEOI 0603 ADJ2500000001

Submitted by:

The Thrasher Group, Inc.

August 13, 2024

August 13, 2024

Attn: Mr. David H Pauline, Buyer
Adjutant Generals Office
1703 Coonskin Drive | Charleston, WV 25311
david.h.pauline@wv.gov

RE: WVANG JFHQ Coonskin Complex Storm Water Drainage Design | CE01 0603 ADJ2500000001

Dear Mr. Pauline and Members of the Selection Committee:

The West Virginia Army National Guard (WVANG) is seeking a qualified consulting services firm to provide architecture and engineering design services for a design/re-design of the storm water drainage system in order to better support the needs of the soldiers, airmen and civilians utilizing the WV Army National Guard Base - Coonskin Complex. With a project of this importance, it is vital that the WVANG have a team of professionals by their side who meet the requirements of today while considering the needs of tomorrow. The Thrasher Group is the best firm for the job.

Our team offers a host of services, many of which you're familiar with. Storm water system engineering is one of the areas where we truly stand out from the competition. Thrasher has developed storm water and drainage plans for some of the largest and most complex utilities in the state. This has included similar work and corrective action planning for numerous clients, giving us the breadth of knowledge you need to tackle this challenge.

The Thrasher Group is proud to have completed a variety of projects for the West Virginia Army National Guard in the past and appreciate the opportunity to continue that partnership on the JFHQ Coonskin Complex Storm Water Drainage Design project.

Sincerely,
The Thrasher Group, Inc.



Nicole Jones, PE, PMP
Project Manager



300+

EMPLOYEES

- 36 Licensed Professional Engineers
- 10 Licensed Professional Surveyors
- 7 Licensed Professional Architects
- 3 Licensed Professional Landscape Architects

MAIN POINT OF CONTACT:

Nicole Jones, PE
 Project Manager
 njones@thethrashergroup.com
 Cell: 304-476-3655
 Office: 304-423-5991



40+

YEARS

of delivering successful projects



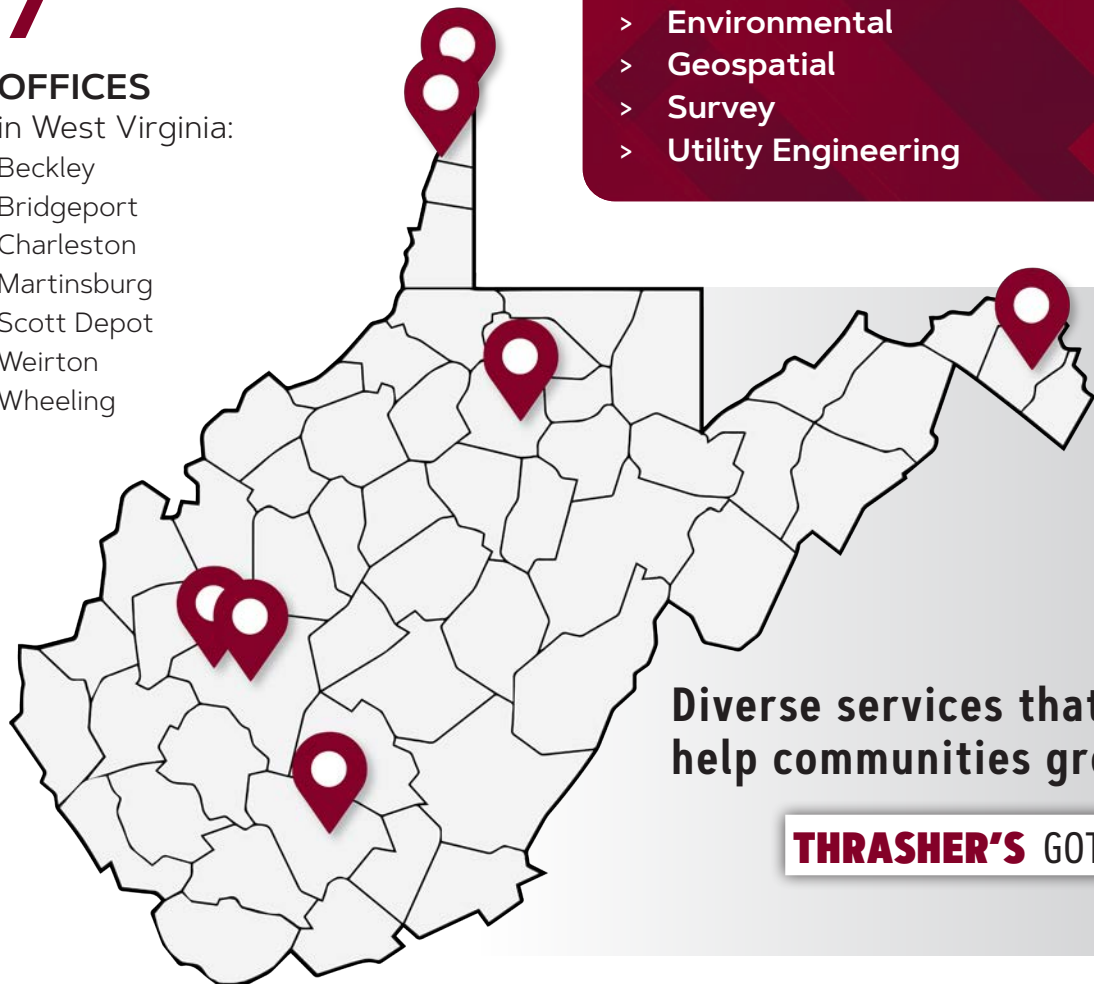
7

OFFICES

in West Virginia:
 Beckley
 Bridgeport
 Charleston
 Martinsburg
 Scott Depot
 Weirton
 Wheeling

OUR SERVICES

- > Site Engineering
- > Transportation
- > Architecture
- > Construction Services
- > Environmental
- > Geospatial
- > Survey
- > Utility Engineering



Diverse services that
 help communities grow.

THRASHER'S GOT IT

A critical step in meeting your goals is first ensuring we understand them. Thrasher's team has thoroughly reviewed the Expression of Interest request and is confident in our ability to deliver the highest-quality solutions to your problems. We are capable of meeting each goal/objective you have outlined and feel strongly that you will be satisfied with the outcome you receive.

We understand your goals for the JFHQ Coonskin Complex storm water drainage design are:

Goal 2.1 | Design

The Thrasher Group can provide the West Virginia Army National Guard with all of the necessary engineering, including mechanical, electrical, and plumbing, and architectural design services for this project. Our team of in-house experts will handle all outlined key design elements, including construction design, assistance in competitive bidding for the construction work, construction administration, and more.

Goal 2.2 | Utility Location

There are a couple of different way this portion of the project could be completed depending on the needs of the project. With one of the largest survey crews in the state, we have the ability to research and investigate the location of both underground and above ground utilities around the project site. Thrasher has vast experience in this project component and will not only be able to locate these existing features, but can also provide drawings and specifications of them as needed. Another option would be to partner with a private utility locator that we have worked with on several projects in the past.

Goal 2.3 | Drawings, Specifications, and Estimates

Our team will include drawings and specifications at the 35%, 65%, 95%, and 100% milestones. Cost estimating will be provided in the same increments. We will work closely with the Army National Guard to ensure estimates are accurate and the project proceeds within budget. The Thrasher team will take the Guard's feedback into consideration on both budget and design at each increment and work with all stakeholders to produce final designs that satisfy the needs of the project.

Goal 2.4 | Bid Assistance and Construction Administration

Competitive bid assistance and construction administration is part of the Thrasher package. Our team is well versed in these processes and has highly experienced staff available for your assistance. We have developed relationships with contractors all across the state and actively work with them to get the most bids possible for our clients' projects, acting as a resource to both the contractors and the client throughout the bid process.

Thrasher will keep your project goals in mind throughout the process. We will address each in turn, working directly with the West Virginia Army National Guard to meet your needs with the project approach outlined below. Thrasher will conduct design review meetings with your team at each phase of the process, making sure we are keeping with the overall intention of the project.

Our general steps for project management are as follows:

Step 1 - Site Visit

Your assembled team of engineers and technicians will conduct a site visit. This group will evaluate the project conditions and identify and document potential problem areas. We will coordinate with your team and any identified key stakeholders to take all the facts into consideration during this process.

Step 2 - Conceptual Design and Report

Thrasher will prepare a conceptual design for the needed services at the JFHQ Coonskin Complex. Where applicable, we will also provide design alternatives for consideration. We will then prepare a written report of the conceptual designs and outline any issues.

Step 3 - Construction Documents

Our team will provide design solutions and construction documents to the appropriate personnel for the project. These plans will be carried forward to final design based upon the conceptual design report. Thrasher recognizes that you are requesting drawings and specifications at 35%, 65%, 95%, and 100% and will provide both drawings and cost estimates at those intervals. We will complete the final design documents based upon comments received and conclusions throughout the design review process. Our field evaluations and design approach will specifically address these issues in the construction documents.

Step 4 - Bid Process

We will assist the Purchasing Division and stakeholders in preparation of the bid documents and will attend pre-bid meetings and assist in issuance of addenda.

Step 5 - Construction Administration

The project team will review project submittals, attend project meetings, and provide inspection of the construction being completed. The project team will also provide a final punch list inspection at project completion.

Additionally, Thrasher will develop a program to keep your team abreast of potential construction issues. We will prepare design repairs with the adjacent property owners in mind. We plan to address any issues that may arise through clear and concise construction notes, details, and specifications to ensure the safety of the workers and environment.

Step 6 - Project Close Out

Upon completion of the project, the Thrasher team will provide final as-built drawings in both CAD and PDF format to any appropriate personnel as needed.

Communication throughout any project is a primary key to success. To that end, Thrasher will begin communication with the WVANG immediately upon notification of award and will maintain consistent lines of such for the duration of the project. This will ensure all parties involved — owner, contractor, and engineer — will always be apprised of the project happenings.

The two main components of the project approach will be design and construction. Each will have its own plan for communication.

Communication During Design

Prior to the initiation of design services, Thrasher's Project Manager Nicole Jones will discuss preferred methods of communication with the WVANG's point of contact. Updates during the design phase can occur in numerous ways:

- » Weekly status updates via email
- » Weekly conference calls
- » Monthly progress meetings

No matter the methods preferred, our project teams are well versed in keeping our clients abreast of project status. We can customize your project's communication plans to best fit your teams' wants and needs.

Communication During Construction

Before construction begins, Thrasher's Project Manager Nicole Jones will again meet with the WVANG team to determine preferred communication tools for this phase of the project. Open, consistent communication will be paramount to keep the project on-time and within budget.

Additionally, Thrasher will conduct monthly progress meetings with the contractor, the WVANG, and key project stakeholders throughout the duration of the project. Meeting minutes will be distributed to all attendees and any other agents identified by the WVANG. Action items will be documented within the meeting minutes.

Throughout construction, Thrasher will have people on-site for project representation as well as material testing. Anytime a Thrasher employee is on site during construction, a field report will be prepared. Field reports will be reviewed by the engineering team and distributed to the WVANG's construction representative on a weekly basis.

Thrasher has an internal Quality Control Policy to ensure our projects move forward efficiently and effectively. The objectives of this manual are to continually improve the quality of the design and technical deliverables Thrasher provides to its internal and external clients.

This manual illustrates the basic requirements for quality control in our projects. It describes the methods for checking and reviewing product elements and client deliverables and includes rigorous comprehensive written check-lists for each stage of the design process, document production, and construction activities.

The purpose of these QC methodologies is to reduce or eliminate the potential for errors, omissions, ambiguities, and inconsistencies.

The policy outlines three main areas:

General

Defines the purpose, intent and limitations, definitions, and implementation

Project Management Procedures

Presents required procedures specific to this practice that allow for the efficient and accurate management of projects

Check and Final Review Procedures

Presents required procedures specific to this practice that are used to insure technical accuracy of the work product





Cost Control

Thrasher follows four main cost control principles:

Thorough construction documents — Starting off with detailed construction documents helps the entire project run more smoothly. By laying an accurate, realistic picture at the beginning of the process, we are able to complete your project more efficiently and with fewer change orders.

In-depth review process — The Thrasher team participates in an in-depth review process to ensure there is a thorough understanding of your project. Our construction administration team visits your site in person so we know exactly what is needed for the space.

Understanding of what things cost — Thrasher has a knowledgeable construction administration team that understands what it truly costs to make things happen. Rather than relying on general industry standards, our Construction Estimator, Jim Decker, can tell you what something will cost in actuality. Jim, who has a contracting license, knows how to navigate both sides of a bid process and can deliver an accurate look at your project costs up front.

Respect for your wallet — We respect your business needs and work to ensure the lowest-cost options we can find. We also keep you updated of budget throughout the process: An initial construction cost will be calculated to reflect your budget, and construction cost estimates will be delivered with the drawings at the end of Schematic Design, Design Development, and Construction Documentation. Adjustments to size and/or quality will be made, as necessary, during each design phase to maintain your budget.



Budgeting

Construction estimating and budgeting is one of the most important parts of what Thrasher can provide you. Without accurate budgets, there is no tool to guide the design process and issues will be inevitable. By including cost estimating as a part of the project scope from day one, we are able to avoid issues before they arise and keep your project within a reasonable cost.

And our estimates go beyond the typical system — rather than simply providing cost per foot or lump sum price, Thrasher will provide contractor-grade estimates that look at every part of the project. We do detailed take-offs of materials and look at every man hour needed to complete a project and factor this in accordingly. Then, we use our thorough understanding of the local market and material costs to accurately design within your budget.



Scheduling

Thrasher realizes the importance of establishing and maintaining project schedules. Time means money and making sure we help you spend your money wisely is our number one goal. Because of this, our team puts an emphasis on ensuring project timetables are met and communication is upheld throughout the process.

To accomplish these goals, Thrasher utilizes scheduling to track every stage of a project — from design and bidding through construction completion. We also require contractors working on our projects to regularly update their project schedules and give a detailed progress report at each job meeting, again focusing on the communication component of scheduling. This helps to ensure all parties are informed and aware of potential delays. Keeping our owners up to speed with progress is always our priority and ensures occupancy and owner supplied equipment are scheduled accordingly.





CHAD BILLER, PE

QA/QC

Education

Bachelor of Science,
Civil Engineering
West Virginia University

Registrations

Professional Engineer:

- > West Virginia
- > Ohio

Certifications

- > ODOT Non-complex Roadway
Design prequalification
- > ODOT Complex Roadway
Design prequalification
- > ODOT Bridge Design Level
1.1/1.2 prequalification

Affiliations

- > American Society of Civil
Engineers
- > American Society of Highway
Engineers
- > National Society of
Professional Engineers

PROFESSIONAL OVERVIEW

Chad Biller, PE, has held a wide variety of positions for Thrasher throughout his 25-year career at the firm. A talented civil engineer, Chad has a deep understanding of the infrastructure world. His portfolio includes work in land development, abandoned mine lands, roadways, bridges, airports, industrial parks, stormwater, sidewalks, trails, and more. This wide breadth of experience means he brings a diverse perspective to his projects and a depth of technical knowledge.

Chad's design expertise, knowledge of federal guidelines, and understanding of design standards and specifications allows him to help mentor Thrasher's staff and ensure quality projects are delivered. He uses the wealth of knowledge to oversee the quality of work Thrasher provides to our clientele. He is a great resource for Thrasher's team and a dedicated partner to each client.

EXPERIENCE

**West Virginia International Yeager Airport
Roof Replacement and Drainage Improvements**
Principal | Kanawha County, WV

Old Bridgeport Hill Storm Drainage
Principal | Harrison County, WV

Fairmont State University Storm Water Management Plan
Principal | Marion County, WV

Boy Scouts of America Site Development
Principal | Fayette County, WV

WVDEP AML Owl Creek Highwall #2
Principal | Monongalia County, WV

Mid-Atlantic Aerospace Complex
Principal/Project Manager | Harrison County, WV

North Central West Virginia Airport Runway Extension
Project Manager | Harrison County, WV

Raleigh County Memorial Airport Industrial Park
Project Manager | Raleigh County, WV



NICOLE JONES, PE, PMP

PROJECT MANAGER

Education

Bachelor of Science,
Civil Engineering
West Virginia University

Registrations

Professional Engineer:
> West Virginia

Affiliations

- > WAI/Harvard University
Emerging Leaders Program
- > WAI Mountain State Chapter
Secretary
- > Women in Aviation International
(WAI) Member
- > Leadership Monongalia County

PROFESSIONAL OVERVIEW

Nicole Jones, PE, PMP, is the lead of the Aviation Market and has a breadth of knowledge relating to stormwater. Prior to transitioning to Aviation, Nicole worked in the land development department as a project engineer and project manager. Nicole has worked alongside Thrasher's talented team of engineers and support staff on several millions of dollars worth of development projects, contributing a variety of skills and knowledge to each one.

She has built a strong skill set relating to hydrology and hydraulics, evaluating impacts to floodplains and flood ways, culvert design, storm networks, inlet design and stormwater management.

EXPERIENCE

Town of Rainelle HecRas Study

Project Engineer | Greenbrier County, WV

Urse Honda Flood Plain Evaluation

Project Engineer | Harrison County, WV

Benedum Airport Authority Drainage Improvements

Project Manager | Harrison County, WV

Yeager Airport Storm Network Investigation

Project Manager | Kanawha County, WV

Berkeley County Public Service Stormwater District Legacy Stormwater Rehabilitation

Project Engineer | Berkeley County, WV

Greenbrier Golf Course Restoration Floodway and Floodplain Evaluation

Project Engineer | Greenbrier County, WV

Huntington Municipal Development Authority Access Road and Development Stormwater Design

Project Manager | Cabell County, WV

Interstate Developers Morgantown University Town Center Stormwater Inspection Report

Project Manager | Monongalia County, WV

Benedum Airport Authority Quarterly Stormwater Sampling and Regulatory Compliance

Project Manager | Harrison County, WV



Education

Bachelor of Science,
Mechanical Engineering
Fairmont State University

TJ MORGAN

PROJECT ENGINEER

PROFESSIONAL OVERVIEW

Thomas “TJ” Morgan serves as a Project Engineer in the Land Development Market for Thrasher. He has an extensive background in the design of housing developments, storm management facilities, corporate and retail centers, utility design, road upgrades, well pads, pipelines, and access roads. He has a deep understanding of site layout, design, and permitting. His hands-on experience and active involvement in the development of various site plans, grading plans, erosion and sediment control measures, stormwater management design, and project specifications make him highly knowledgeable on all aspects of development projects.

TJ’s main focus is assisting municipalities and private clients with their development projects, making sure each piece of the puzzle fits together seamlessly. To make sure this happens, he directly coordinates between Thrasher’s internal team of project managers and staff engineers, as well as clients and external stakeholders involved.

EXPERIENCE

Village of Beech Bottom Stormwater Project

Project Engineer | Brooke County, WV

Beckley Sanitary Board-Hartley Avenue

Project Engineer | Brooke County, WV

Deegan and Hinkle Lake Pickleball Courts

Project Manager | Harrison County

Dollar General Development

Project Engineer | Various Counties — WV

City of Wellsburg FEMA Projects

Project Engineer | Brooke County, WV

WestRidge Development Phases 1-4

Stormwater Project Engineer | Monongalia County, WV

Riverfront 47 Development

Stormwater and Utilities Engineer | Allegheny County, WV



WYAT DRAPER

STAFF ENGINEER

Education

Civil Engineering
Bachelor of Science
Marshall University

Trainings

> OSHA 10-Hour

PROFESSIONAL OVERVIEW

Wyat Draper is a Staff Engineer for The Thrasher Groups Aviation Market. He has an impressive background of airport knowledge and has gone from being a Service Manager at an airport to assisting in designing runway rehabilitations, taxiway lighting upgrades, tree clearing and earth work for approach and departure surfaces, site permitting, and commercial site layouts. He has a familiarity with FAA standards and is working directly under Thrasher's aeronautical experts to learn permitting and regulatory standards. He effectively communicates with clients, project contractors, and the project team regarding site designs generated in the AutoDesk Suite.

EXPERIENCE

Portage County Regional Airport North Parallel Taxiway

Staff Engineer | Portage County, OH

Wood County Development Authority Mid-Ohio Valley Airport Development

Staff Engineer | Wood County, WV

Potomac Highlands Airport Authority Runway Rehabilitation

Staff Engineer | Mineral County, WV

Raleigh County Airport Authority Terminal Addition

Staff Engineer | Raleigh County, WV

North Central West Virginia Airport Apron Repairs

Staff Engineer | Harrison County, WV

Huntington Municipal Development Authority The Foundry

Staff Engineer | Cabell County, WV

Harrison County Economic Development Authority

Harrison Regional Industrial Park

Staff Engineer | Harrison County, WV

The City of Bridgeport

Ms. Beth Fox, City Engineer
515 W. Main Street
Bridgeport, WV 26330
304-842-8204

Beckley Sanitary Board

Mr. Jeremiah Johnson, General Manager
301 S Heber St.
Beckley, WV 25801
304-256-1760

North Central West Virginia Airport

Mr. Shawn Long, Deputy Director
2000 Aviation Way
Bridgeport, WV 26330
304-842-3400

CHAD BILLER, PE

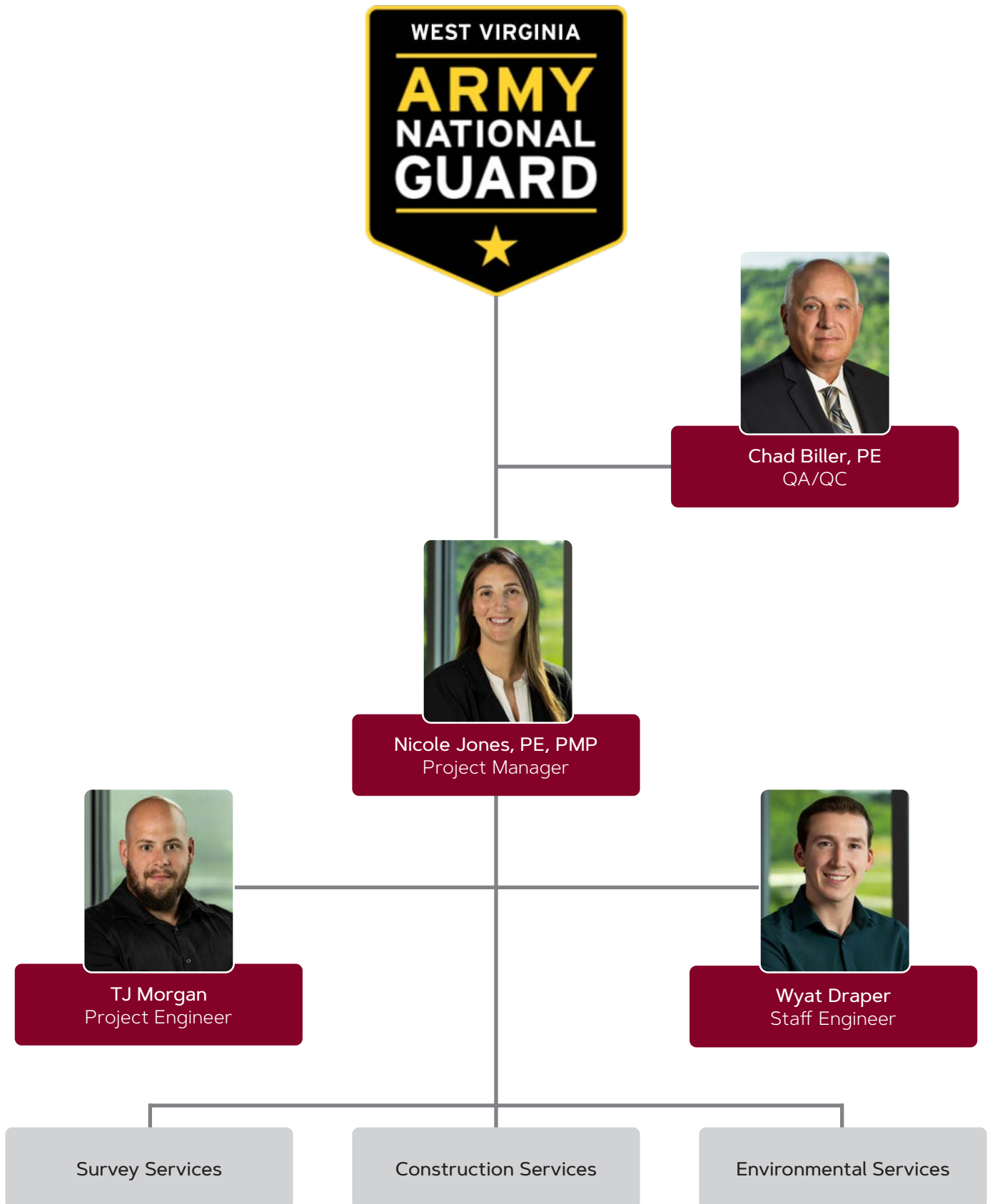
QA/QC

Name:	CHADWICK D. BILLER
WV Professional Engineer:	PE License Number: 013620
	PE License Status: Active
	PE Issue Date: 02/23/1998
	PE Expiration Date: 12/31/2024
Continuing Education Claim:	Qualifying Hours from Last Renewal or Reinstatement: 35.00
	Carryover Hours for Next Renewal: 5.00
	Last Renewal or Reinstatement Date*: 12/15/2022
WV Engineer Intern:	EI Certification Number:
	EI Issue Date:
Primary Address of Record:	150 SERENITY DRIVE BRIDGEPORT, WV 26330
Primary Employer of Record:	THE THRASHER GROUP, INC.

NICOLE JONES, PE, PMP

PROJECT MANAGER

Name:	NICOLE M. JONES
WV Professional Engineer:	PE License Number: 021372
	PE License Status: Active
	PE Issue Date: 06/15/2015
	PE Expiration Date: 12/31/2024
Continuing Education Claim:	Qualifying Hours from Last Renewal or Reinstatement: 30.50
	Carryover Hours for Next Renewal: 0.50
	Last Renewal or Reinstatement Date*: 11/30/2022
WV Engineer Intern:	EI Certification Number: 9210
	EI Issue Date: 07/26/2010
Primary Address of Record:	1153 CAMBRIDGE AVENUE MORGANTOWN, WV 26505
Primary Employer of Record:	THE THRASHER GROUP, INC.





After



WV ARMY NATIONAL GUARD Drainage Improvements

Client Contact:

Mr. Jim Skaggs, Technical Analyst Division of
Engineering Facilities
1707 Coonskin Drive
Charleston, WV 25311
304-561-6550

The Williamstown AASF facility is located at the Mid-Ohio Valley Regional Airport in West Virginia. The facility sits adjacent to the airport and has approximately 6.5 acres of concrete apron. Over the years, the concrete has slowly deteriorated due to poor drainage under the slab. Areas of the concrete have been patched, but some of those areas are now failing. Due to limited funds available, entire apron replacement was unable to be completed. Therefore, Thrasher was hired to evaluate



Before

the concrete apron and develop a plan of replacing full slabs (joint to joint). This allowed replacement of the slabs to be focused on the worst areas while adding much needed drainage under the slab to allow the trapped water a way out. With Thrasher's experience working on airfields and understanding the importance of working around fixed wing aircraft and helicopters, our team was able to prepare construction documents that allowed the Owner to operate on the apron uninterrupted during construction.



WV INTERNATIONAL YEAGER AIRPORT Drainage Improvements

Client Contact:

Ms. Dominique Ranieri, Airport Director
100 Airport Road, Suite 175
Charleston, WV 25311
304-344-8033

The West Virginia International Yeager Airport approached The Thrasher Group with issues they were having on their airfield with older storm pipes. On the northern end of the runway, between the Runway 23 end and the parallel taxiway, our inflow and infiltration crew investigated the storm pipes using a mobile camera.

A video inspection log was created identifying each joint, minor/major pipe damage, pipe deflection, leaking joint, or obstruction in the pipe. This information helped identify an obstruction of a creature living in the pipe approximately 258 feet from the manhole location that was causing surface issues from poor drainage. The rest of the storm pipes were in good condition except for minor pipe damage and leaking joints.




UNIVERSITY TOWN CENTER Inspection of Stormwater Inlets

Client Contact:

Mr. Jim Sallo, Project Manager
Interstate Development
2151 Volunteer Parkway | Bristol, TN 37620

Interstate Development reached out to The Thrasher Group to conduct a visual inspection of stormwater inlets located at the University Town Center in Morgantown, West Virginia. Thrasher's I&I team spent the day documenting individual reports for each inlet/manhole along University Town Center and Mountaineer Drive. Each report documented type of manhole structure (concrete, brick, precast, other), manhole lid type (standard, bolted, ventilated, other), drop connection (yes/no) schematic of manhole and

condition with corresponding photos. A overall report was prepared summarizing results so the Owner could hire a contractor to repair documented issues and remain in compliance with the local MS4 requirements.





NORTH CENTRAL WV AIRPORT Drainage Improvements

Client Contact:

Mr. Shawn Long, Deputy Airport Director
2000 Aviation Way | Bridgeport, WV 26330
304-842-3400

The Benedum Airport Authority hired The Thrasher Group for their five-year engineering service agreement and has used Thrasher's expertise in numerous ways.

One of the most recent examples has been an evaluation of drainage issues around the airfield. The Airport has issues with water runoff entering hangars, grouted channels with severe erosion of the banks, and ditches that need re-established. During large rain events and heavy downpours, the channels are at capacity and water is creating its own path as it overflows the channel, creating more erosion and large gullies. Thrasher spent a day at the airport investigating each area of concern and documenting and photographing each area. Thrasher prepared a plan of repairs that was reviewed with the Airport Authority. Currently, Thrasher is preparing a construction plan set that will be publicly bid and constructed this summer.



NORTH CENTRAL WV AIRPORT MHI RJ Hangars

Client Contact:

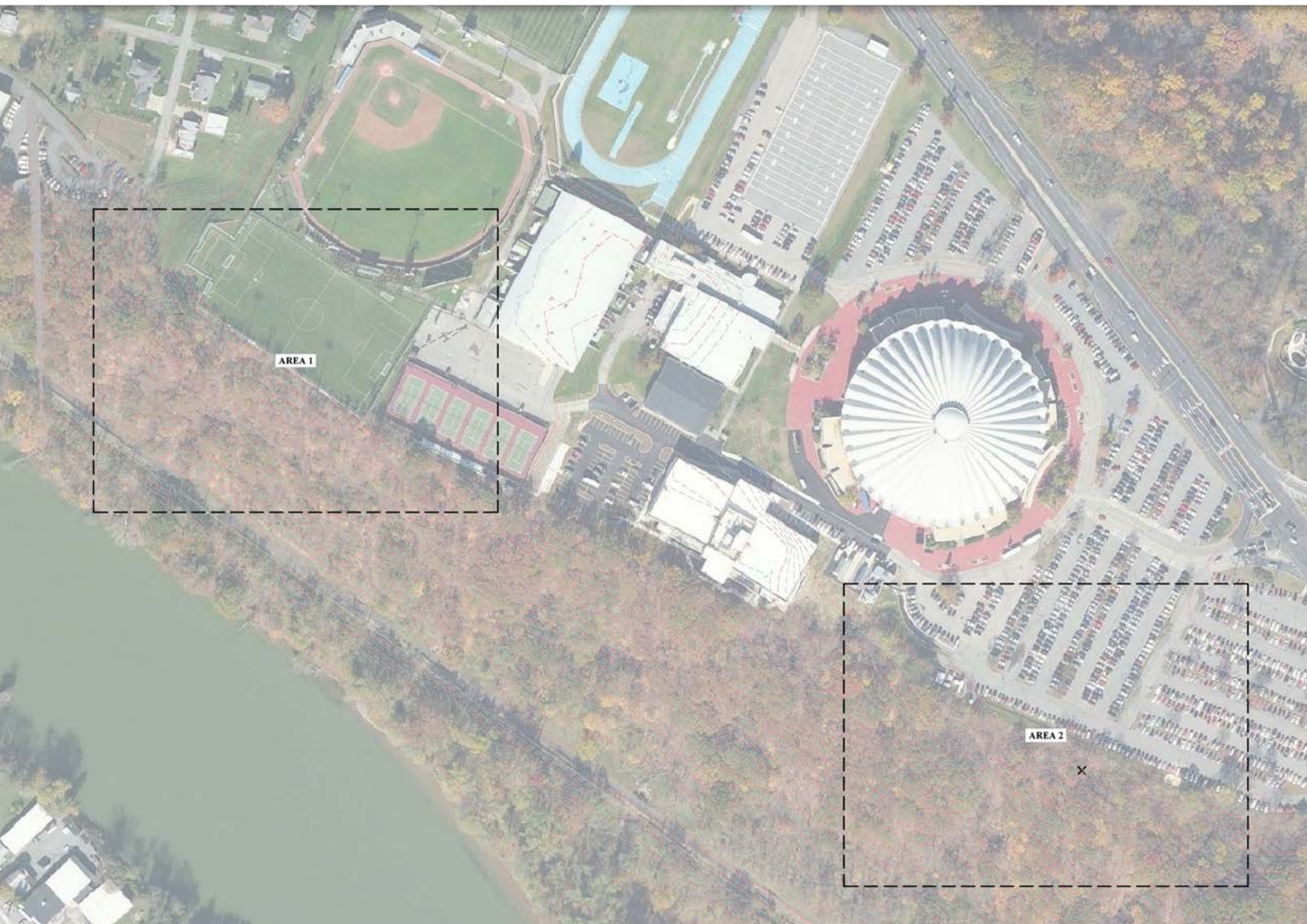
Mr. Shawn Long, Deputy Airport Director
2000 Aviation Way | Bridgeport, WV 26330
304-842-3400

The North Central West Virginia Airport had a tenant (MHI RJ) on the airfield that had outgrown their facilities and were operating out of temporary tents and multiple buildings. This strained the tenant's operations, and they needed a more permanent solution. The tenant approached the Airport Authority about expansion on the airfield. The Thrasher Group handled a wide variety of elements for the project.

The Thrasher Group designed two new hangars for the North Central West Virginia Airport. These two hangars are

50,000 square feet each and meet a variety of equipment and facility needs.

The proposed development is situated within the City of Bridgeport limits and therefore was required to adhere to their stormwater requirements. Two separate underground systems were constructed. The first system was a set of underground storm pipes that were used to reduce the two-year and ten-year storm post development peak runoff rates to existing conditions. This was accomplished by adding a weir structure in the downstream inlet controlling the storm discharge and upsizing the storm pipe for capacity. The second underground system captured and treated the first 1" of rainfall and was accomplished by constructing underground chambers that are located under the main apron between the two hangars with inspection/clean out manholes. It was critical that not only the slope of the apron was designed for the taxiing of aircraft but also appropriate for water to drain to prevent ponding and forced to inlets.



WVU ATHLETICS Stormwater Projects

Client Contact:

Mr. Bill Linn, Capital Projects Manager
979 Rawley Lane | Morgantown, WV 26506
304-293-2878

West Virginia University was experiencing stormwater issues around two of its athletic facilities. First, the men's soccer practice field had erosion problems around an existing retaining wall. Stormwater pipes ran under the soccer field and expelled runoff onto a hillside. This was

causing erosion around an existing retaining wall and needed addressed immediately. Thrasher re-routed the pipes so they ran beside the field, allowing space for future facility growth that would not interfere with the field.

Additionally, an area of the WVU Coliseum parking lot was experiencing similar issues. Stormwater for the entirety of the southwestern end of the lot ran through metal pipes that expelled through a spot-slope pipe over a hillside. The pipes were not maintained properly and rusted through, causing an erosion ravine to form. Thrasher's team rerouted the stormwater and rebuilt two of the existing inlets. The design also slowed the water down while it was in the pipes to better control the output going over the hill.



CITY OF RICHWOOD **Oakford Avenue FEMA Rehabilitation**

Client Contact:

Mr. Dirar Ahmad, WVDOH Engineering Division
304-558-2885
Dirar.M.Ahmad@wv.gov

The City of Richwood was devastated by flooding in June 2016. Amongst the damage left by the flood, Oakford Avenue was completely destroyed: pavement and sidewalks were ripped out, all of the storm pipes and inlets were

filled with sediment, and other utilities – such as water and sewer lines – were left completely exposed. Thrasher was hired by the WVDOH to design a variety of repairs for the road using FEMA funds. The team coordinated with the City to replace the water and sewer lines and completely redesign the storm system to both today's standards as well as larger storm events. The project involved right-of-way acquisitions to realign the new storm system and provide better daylight points to the existing waterway. All calculations had to meet both the WVDOH standards and FEMA guidelines. Additionally, the entire street was dug up, regraded, and replaced with a new pavement section that would better direct water to the proposed storm system and hold the larger flows.



CITY OF RIPLEY Viking Lane Stormwater Project

Client Contact:

Ms. Carolyn Rader, Mayor
203 S. Church Street | Ripley, WV 25271
304-372-3482

The City of Ripley owned an existing 42" corrugated metal pipe (CMP) storm sewer which was failing. The alignment of the failing pipe was located primarily on private property in residential backyards, under the parking lot of a very busy business, and . The failing pipe was the cause of sinkholes and stormwater backups within the area.

Thrasher was tasked with rehabilitating this portion of storm sewer. Thrasher first gathered closed-circuit television (CCTV) footage of the existing pipe to determine the extent of the failures. Failures of the existing pipe included: pipe invert deterioration, pipe collapse, separation of pipe joints, and separation of pipe from structures. The outfall of the pipe was unknown and could not be located due to a collapse in the pipe between the receiving stream and the final structure before the receiving stream. Thrasher then analyzed the existing watershed and determined the existing pipe was undersized.



Due to the poor condition of the existing pipe and the capacity issues, Thrasher suggested installing a new storm sewer system, tying in all existing storm laterals, and filling the old storm sewer system with grout. Thrasher developed plans and specifications for the project while the City secured rights-of-way. Thrasher bid the project and worked with the City during construction to ensure a good final product. The system now works effectively and a plan to restore the system further upstream is in design currently.

In addition to the previous examples, Thrasher has a multitude of experience in investigating the condition of utility pipes. Our in-house inflow and infiltration (I&I) team have top-of-the-line equipment that allows us to see the inside of pipes, pinpointing the exact location of issues and what those problems may be, whether cracks, blockages, or collapses.

Our team has extensive capabilities in this arena, with several different services that can be tailored to your specific needs, including:

Initial contact

Collect any relevant existing mapping and local knowledge of the piping.

Flow Monitoring

Flow meters are installed at key locations in the system to track wet and dry flow events, giving a much clearer understanding of where further investigation is and is not needed, as well as showing the extent and nature of the system's needs.

Smoke testing

Smoke testing is performed to locate any outside sources where excess ground or storm water can access the system via direct and indirect connections. Examples of such connections are but not limited to, Drain Inlets, Catch Basins, Downspouts, broken Clean outs, leaking lines, and leaking manholes.

Dye Testing

Dye testing is used to track the flow and locate or confirm any existing sources or tie-ins to the system.

Internal CCTV pipeline inspection

Internal pipeline Camera investigations allow for a look inside the system and is used to locate damages or future problems the system may have that cannot be seen from the surface. It can also be used to locate or confirm any manholes or other tie-ins with-in the system.



STATE OF WEST VIRGINIA
Purchasing Division

PURCHASING AFFIDAVIT

CONSTRUCTION CONTRACTS: Under W. Va. Code § 5-22-1(i), the contracting public entity shall not award a construction contract to any bidder that is known to be in default on any monetary obligation owed to the state or a political subdivision of the state, including, but not limited to, obligations related to payroll taxes, property taxes, sales and use taxes, fire service fees, or other fines or fees.

ALL CONTRACTS: Under W. Va. Code §5A-3-10a, no contract or renewal of any contract may be awarded by the state or any of its political subdivisions to any vendor or prospective vendor when the vendor or prospective vendor or a related party to the vendor or prospective vendor is a debtor and: (1) the debt owed is an amount greater than one thousand dollars in the aggregate; or (2) the debtor is in employer default.

EXCEPTION: The prohibition listed above does not apply where a vendor has contested any tax administered pursuant to chapter eleven of the W. Va. Code, workers' compensation premium, permit fee or environmental fee or assessment and the matter has not become final or where the vendor has entered into a payment plan or agreement and the vendor is not in default of any of the provisions of such plan or agreement.

DEFINITIONS:

"Debt" means any assessment, premium, penalty, fine, tax or other amount of money owed to the state or any of its political subdivisions because of a judgment, fine, permit violation, license assessment, defaulted workers' compensation premium, penalty or other assessment presently delinquent or due and required to be paid to the state or any of its political subdivisions, including any interest or additional penalties accrued thereon.

"Employer default" means having an outstanding balance or liability to the old fund or to the uninsured employers' fund or being in policy default, as defined in W. Va. Code § 23-2c-2, failure to maintain mandatory workers' compensation coverage, or failure to fully meet its obligations as a workers' compensation self-insured employer. An employer is not in employer default if it has entered into a repayment agreement with the Insurance Commissioner and remains in compliance with the obligations under the repayment agreement.

"Related party" means a party, whether an individual, corporation, partnership, association, limited liability company or any other form or business association or other entity whatsoever, related to any vendor by blood, marriage, ownership or contract through which the party has a relationship of ownership or other interest with the vendor so that the party will actually or by effect receive or control a portion of the benefit, profit or other consideration from performance of a vendor contract with the party receiving an amount that meets or exceeds five percent of the total contract amount.

AFFIRMATION: By signing this form, the vendor's authorized signer affirms and acknowledges under penalty of law for false swearing (W. Va. Code §61-5-3) that: (1) for construction contracts, the vendor is not in default on any monetary obligation owed to the state or a political subdivision of the state, and (2) for all other contracts, that neither vendor nor any related party owe a debt as defined above and that neither vendor nor any related party are in employer default as defined above, unless the debt or employer default is permitted under the exception above.

WITNESS THE FOLLOWING SIGNATURE:

Vendor's Name: The Thrasher Group, Inc.

Authorized Signature: *Nicole Jones*

Date: August 12, 2024

State of West Virginia

County of Harrison, to-wit:


Taken, subscribed, and sworn to before me this 12 day of August, 2024.

My Commission expires July 7, 2029.

NOTARY PUBLIC

Michele Underwood

Purchasing Affidavit (Revised 01/19/2018)



DESIGNATED CONTACT: Vendor appoints the individual identified in this Section as the Contract Administrator and the initial point of contact for matters relating to this Contract.

(Printed Name and Title) Nicole Jones | Project Manager

(Address) 600 White Oaks Blvd. | Bridgeport, WV 26330

(Phone Number) / (Fax Number) 304-624-4108 | 304-476-3655

(email address) njones@thethrashergroup.com

CERTIFICATION AND SIGNATURE: By signing below, or submitting documentation through *wvOASIS*, I certify that: I have reviewed this Solicitation/Contract in its entirety; that I understand the requirements, terms and conditions, and other information contained herein; that this bid, offer or proposal constitutes an offer to the State that cannot be unilaterally withdrawn; that the product or service proposed meets the mandatory requirements contained in the Solicitation/Contract for that product or service, unless otherwise stated herein; that the Vendor accepts the terms and conditions contained in the Solicitation, unless otherwise stated herein; that I am submitting this bid, offer or proposal for review and consideration; that this bid or offer was made without prior understanding, agreement, or connection with any entity submitting a bid or offer for the same material, supplies, equipment or services; that this bid or offer is in all respects fair and without collusion or fraud; that this Contract is accepted or entered into without any prior understanding, agreement, or connection to any other entity that could be considered a violation of law; that I am authorized by the Vendor to execute and submit this bid, offer, or proposal, or any documents related thereto on Vendor's behalf; that I am authorized to bind the vendor in a contractual relationship; and that to the best of my knowledge, the vendor has properly registered with any State agency that may require registration.

By signing below, I further certify that I understand this Contract is subject to the provisions of West Virginia Code § 5A-3-62, which automatically voids certain contract clauses that violate State law; and that pursuant to W. Va. Code 5A-3-63, the entity entering into this contract is prohibited from engaging in a boycott against Israel.

The Thrasher Group, Inc.

(Company)



(Signature of Authorized Representative)

Nicole Jones | Project Manager August 12, 2024

(Printed Name and Title of Authorized Representative) (Date)

304-624-4108 | 304-476-3655

(Phone Number) (Fax Number)

njones@thethrashergroup.com

(Email Address)

ADDENDUM ACKNOWLEDGEMENT FORM

SOLICITATION NO.: CEOI 0603 ADJ2500000001

Instructions: Please acknowledge receipt of all addenda issued with this solicitation by completing this addendum acknowledgment form. Check the box next to each addendum received and sign below. Failure to acknowledge addenda may result in bid disqualification.

Acknowledgment: I hereby acknowledge receipt of the following addenda and have made the necessary revisions to my proposal, plans and/or specification, etc.

Addendum Numbers Received:

(Check the box next to each addendum received)

- ☐ Addendum No. 1
- ☐ Addendum No. 2
- ☐ Addendum No. 3
- ☐ Addendum No. 4
- ☐ Addendum No. 5

- ☐ Addendum No. 6
- ☐ Addendum No. 7
- ☐ Addendum No. 8
- ☐ Addendum No. 9
- ☐ Addendum No. 10

I understand that failure to confirm the receipt of addenda may be cause for rejection of this bid. I further understand that any verbal representation made or assumed to be made during any oral discussion held between Vendor's representatives and any state personnel is not binding. Only the information issued in writing and added to the specifications by an official addendum is binding.

The Thrasher Group, Inc.

Company



Authorized Signature

August 13, 2024

Date

NOTE: This addendum acknowledgment should be submitted with the bid to expedite document processing.

The image features the Thrasher logo, which consists of the word "THRASHER" in a stylized, white, outlined font. The logo is centered horizontally and vertically. The background is a solid dark red color, overlaid with a complex pattern of thin, light red lines that form various geometric shapes, including rectangles and triangles, creating a sense of depth and movement. The lines are arranged in a way that suggests a 3D architectural or crystalline structure.

THRASHER