



The following documentation is an electronically-submitted vendor response to an advertised solicitation from the *West Virginia Purchasing Bulletin* within the Vendor Self-Service portal at wvOASIS.gov. As part of the State of West Virginia's procurement process, and to maintain the transparency of the bid-opening process, this documentation submitted online is publicly posted by the West Virginia Purchasing Division at WVPurchasing.gov with any other vendor responses to this solicitation submitted to the Purchasing Division in hard copy format.

Header 6

List View

- General Information
- Contact
- Default Values
- Discount
- Document Information
- Clarification Request

Procurement Folder: 1094825

Procurement Type: Central Purchase Order

Vendor ID: VS0000041222

Legal Name: Financial Modeling Specialists

Alias/DBA: FMS, Inc.

Total Bid: \$110,000.00

Response Date: 09/12/2022

Response Time: 13:11

Responded By User ID: FMSincorporated

First Name: Daniel

Last Name: Wasser

Email: dwasser@fmsasg.com

Phone: 7033564700

SO Doc Code: CRFQ

SO Dept: 0601

SO Doc ID: MAP2300000004

Published Date: 9/8/22

Close Date: 9/13/22

Close Time: 13:30

Status: Closed

Solicitation Description: i2 Notebook Analyst Software or Equal for WV Fusion Center

Total of Header Attachments: 6

Total of All Attachments: 6

Line	Comm Ln Desc	Qty	Unit Issue	Unit Price	Ln Total Or Contract Amount
1	Contract Item #1: i2 Analyst's Notebook Concurrent User	5.00000	EA	4000.000000	20000.00

Comm Code	Manufacturer	Specification	Model #
43232600			

Commodity Line Comments: Sentinel Visualizer is a low-priced yet powerful alternative to Analyst's Notebook. Our software is lower-priced, offering a better value. Our software is easier to use, requiring less training, and FMS will provide superior service to Harris. Moreover, FMS is a US company. Harris is a Canadian company. In addition, we wrote our software from scratch. Harris is at least the fourth owner of the software and they did not develop it. FMS is an In-Q-Tel portfolio company. Harris is not.

Extended Description:

3.1.1 Contract Item #1: i2 Analyst's Notebook Concurrent User License + SW Subscription & Support, or Equal.
3.1.1.1 The Vendor must provide a quantity of five (5) i2 Analyst's Notebook Concurrent User License, Item#: D0PIFLL, or Equal, software system and support for a three (3) year term.
See specifications for further details.

Line	Comm Ln Desc	Qty	Unit Issue	Unit Price	Ln Total Or Contract Amount
2	Contract Item #2: i2 Analyst's Notebook Concurrent User	1.00000	EA	15000.000000	15000.00

Comm Code	Manufacturer	Specification	Model #
43232600			

Commodity Line Comments: Software support includes all software updates at no additional charge

Extended Description:

3.1.2 Contract Item #2: i2 Analyst's Notebook Concurrent User Annual SW Subscription & Support, or Equal for three (3) year term.
3.1.2.1 The Vendor must provide i2 Analyst's Notebook Concurrent User Annual SW Subscription, Item#: E0DQTLL, or Equal, support for a three (3) year term.
See specifications for further details.

Line	Comm Ln Desc	Qty	Unit Issue	Unit Price	Ln Total Or Contract Amount
3	Contract Item #3: Analyst's Notebook Essential Workshop	1.00000	EA	75000.000000	75000.00

Comm Code	Manufacturer	Specification	Model #
43232600			

Commodity Line Comments: FMS will provide training over three, consecutive weekdays at client's site in West Virginia for up to 15 people. Classes, each day, are 9am to 10:30am, 10:45am to 12noon, and 1pm to 3pm. Client is responsible for providing the training space (conference rooms), computers, monitors and/or projector(s), an Internet connection, Microsoft Windows operating system, Microsoft Excel, Google Earth, and Adobe Reader, and full and free access to all equipment for FMS personnel during the installation process.

Extended Description:

3.1.3 Contract Item #3: Analyst's Notebook Essential Workshop, or Equal
3.1.3.1 The Vendor must provide a quantity of one (1) Analyst's Notebook Essential Workshop, or Equal
See specifications for further details.

Sentinel Visualizer®

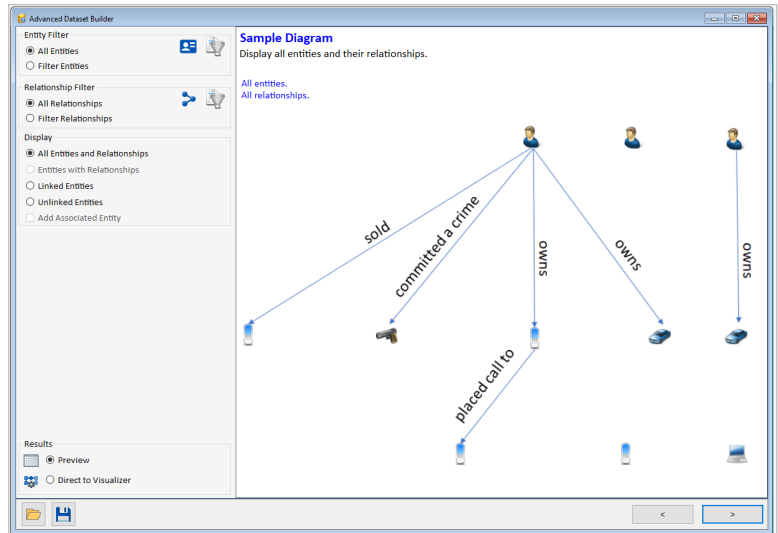
Enhancements in Version 9

New Advanced Dataset Builder and Filtering

Sentinel Visualizer supports huge datasets with Microsoft SQL Server. Being able to find the data you want is crucial.

The Advanced Dataset Builder lets you easily select entities and relationships on their criteria and connections to each other, then place them on the Link Analysis diagram.

Once on the diagram, similar filters can select items, make items invisible, and limit the types of items added when performing Get Links by degrees or Entire Network, and Between Selected analytics.



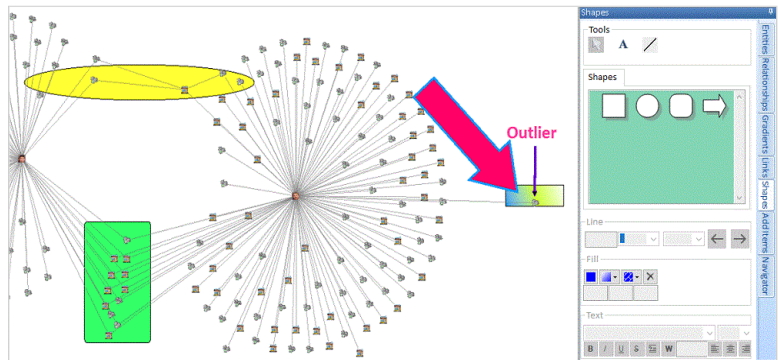
All to Visualizer

You can also bypass the filtering with one click, and put all your entities and relationships on a new diagram.

Add Shapes and Labels to the Diagram

Add text, rectangular and circular boxes, and arrows with options to customize color, line thickness, font styles, etc.

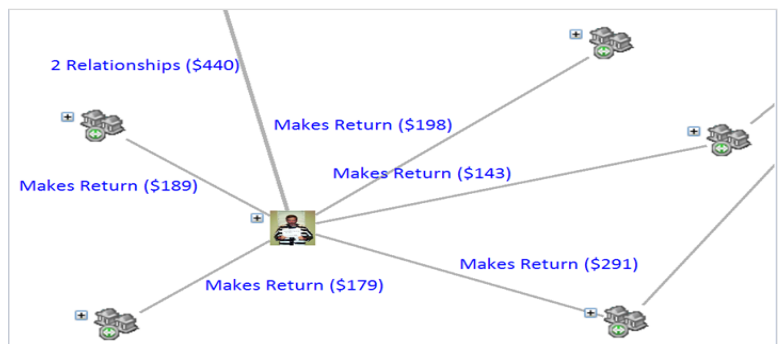
Highlight the important areas of your work which can be saved and shared with others.



Relationship Lines with Sum

Lines connecting entities represent one or more relationships which may have values.

You can optionally show the relationship label and the sum of values for all the relationships between entity pairs.



Document Repository and Content Search

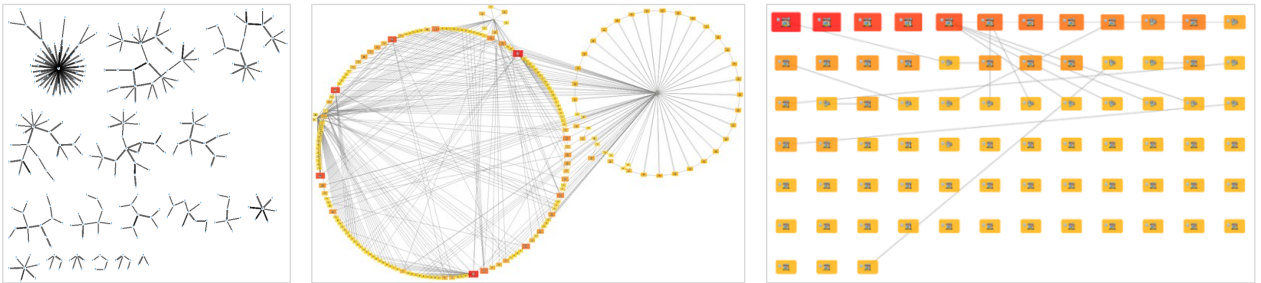
Sentinel Visualizer is a powerful document repository. Documents such as PDFs, Word, Excel, etc. can be stored in the database associated with entities and relationships. You can search their text to retrieve them.

Save and Merge Diagrams

Diagrams can be saved and merged into the current diagram to combine multiple analysis into one.

Choose from 25 Layouts

Incremental, Circular, Elliptical, Spiral, Concentric, Rectangular, Triangular and more.

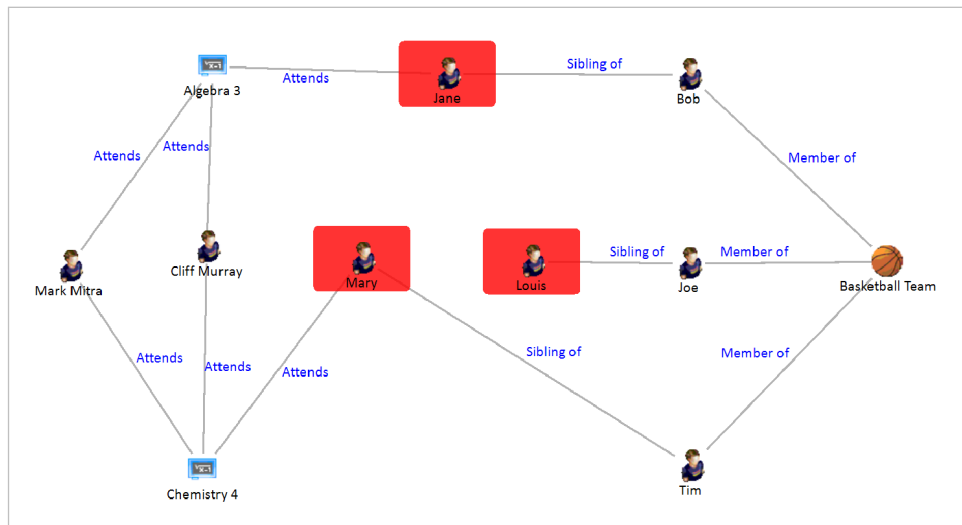


Expanded “Get Links”

Easily and quickly find connected entities for a specified number of degrees or every connected entity in its network.

Enhanced “Between Selected”

Choose multiple entities and discover the fewest entity degrees between every pair.



Support Databases on your PC, Server, and Cloud

Sentinel Visualizer supports your security and sharing requirements by connecting to databases hosted on your local computer via the free Microsoft SQL Express (included), on-premise Microsoft SQL Server, and the Azure cloud.



Export and Import Lookup Tables Among Databases

Easily replicate and keep lookup values consistent across databases.



More Options to Distribute to the Free Reader Version

New options let you securely export your diagrams to others with options to exclude documents and notes, while password protecting your file.





The Next Generation in Visualization and Analysis

Sentinel Visualizer provides a powerful new generation of visualization and analysis capabilities. With a wide variety of tools, Sentinel Visualizer allows you to find new insight, patterns, and trends hidden in existing data leading to accurate and actionable intelligence.

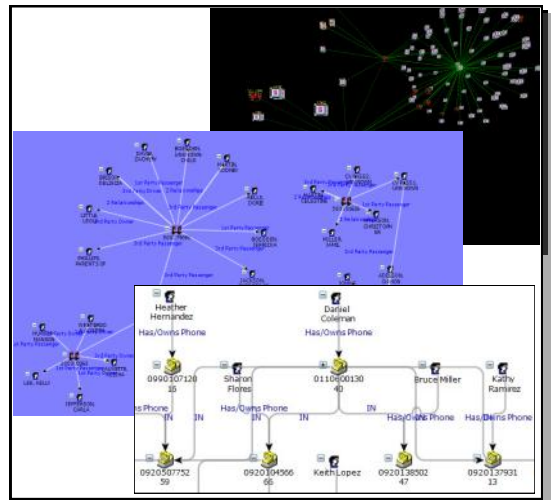
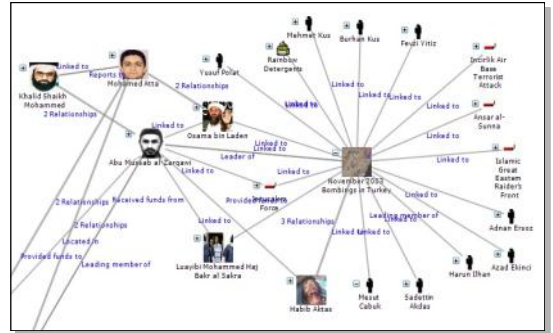
Data Visualization

With Sentinel Visualizer visualization tools you can:

- Find hidden relationships
- Quickly identify clusters and patterns
- Perform ad-hoc analysis
- Organize complex networks

Flexible Visualizations

Sentinel Visualizer provides 2D and 3D network link charts. Automatically build network charts with complete control over layout and appearance. Query the knowledgebase for entities and relationships, and the system automatically organizes the data into a coherent and visually clear network. With Visual Styles, you have complete control over every aspect of appearance, including images, colors, fonts, and line styles. Full support is also included for panning, zooming, and ad-hoc data analysis.



Direct Knowledgebase Integration

Since the visualization surfaces are connected to your knowledgebase, you have immediate access to comprehensive information about any object in the network. Click on an entity and display all its narrative, metadata and linked content. The Details pane provides quick access to the key data points for entities and relationships.

Automated Analysis

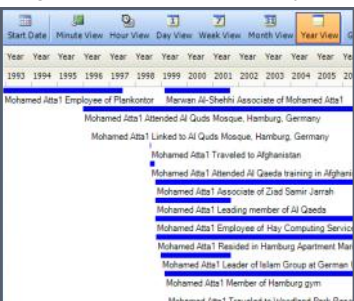
With Sentinel Visualizer Automated Analysis you can:

- Automatically identify central players
- Use Social Network Analysis (SNA)

Network Metrics

Sentinel Visualizer includes Network Metrics—our advanced technology for identifying, grouping, and ranking complex inter-related data. With a foundation in Social Network Analysis, our system provides the ability to rank centrality, importance, and other key metrics even within large complex datasets so you can identify hidden relationships.

Name	Type	Degree	Betweenness	Closeness	Eigenvalue	Hub	Authority
Osama bin Laden	Person	44	1	0.7071	0	0.7071	
Abdallah Al-Halabi	Person	1	0	0.560606	0.0049	0	0
Abu Mussab al-Zarqawi	Person	3	0	0.632478	0.0049	0.7071	0
Al Qaeda	Terrorist Organiz..	1	0	0.560606	0.1254	0	0.2887
Ayman Al-Zawahiri	Person	1	0	0.560606	0.0049	0	0
Ensaam Arnaout	Person	1	0	0.560606	0.0049	0	0
Imad Eddin Barakat Yarbas	Person	1	0	0.560606	0.0049	0	0



Temporal Analysis

Sentinel Visualizer provides a powerful Time Range interface that hides or shows data based on a time slider control. Temporal Analysis makes it easy to see how networks form, change, and interact with each other over time. This capability allows you to spot patterns and predict actions and behaviors.





About the FMS Advanced Systems Group

The FMS Advanced Systems Group (ASG) is a division of FMS, Inc. FMS is an award-winning, small business with 29 years of experience delivering proven database and analytic software to a wide range of customers. FMS's products and applications are widely used by 90 of the Fortune 100 companies, within every US Federal Government department, and organizations in over 100 countries.

ASG has a rich history of proven solutions to complex data and analysis problems. From Bayesian theory to Social Network Analysis to Temporal Analysis and Geospatial Visualization, we adapt cutting-edge technologies to solve complex problems. These solutions bridge the gap between technology and usability in innovative ways. The results-driven approach embraced by ASG enables clients to use their data in a collaborative environment that improves operational efficiency.

FMS is an In-Q-Tel portfolio company, a Microsoft Certified Partner, and was named to the Software Development Times list of the World's Top 100 Software Innovators and Leaders.

Learn More...

To learn more about us or Sentinel Visualizer, please visit www.fmsasg.com, email us at info@fmsasg.com, or call 703-356-4700.



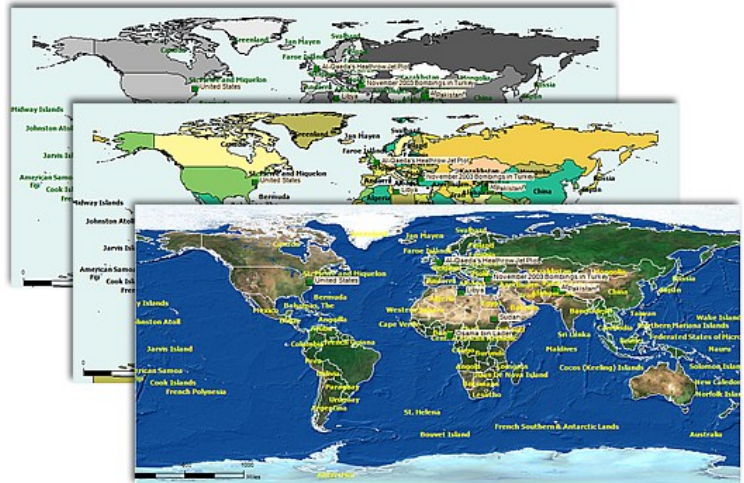
Geospatial Analysis

Sentinel Visualizer provides complete support for Geospatial Analysis and Visualization. Our Geospatial tools are integrated into the product, removing the need for separate installations or software licenses. We also support Google Earth if you have that installed.



Complete Control

Sentinel Visualizer Geospatial Tools provide complete control over map appearance. Choose raster, or color/grayscale vector modes. You can toggle cities and regions on and off with the click of a button. Full zoom and pan support is built in. And because we use ESRI® compatible shape files, you are assured of future growth potential.

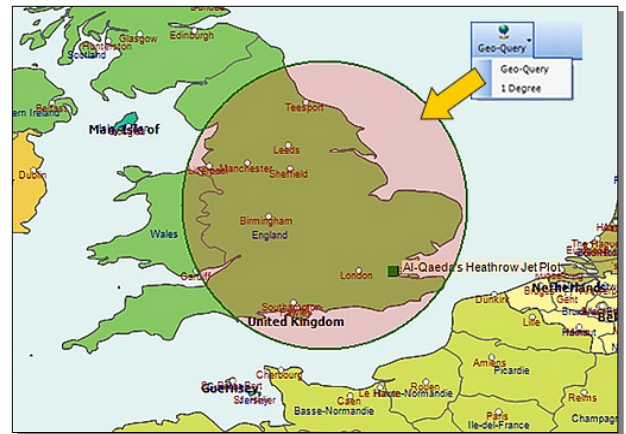


Locate Entity Data

Any data that you show on the Link Analysis view is automatically shown on the Geospatial View. This makes it easy to see the geographical disposition of your entity records and adds a whole new element of understanding to data.

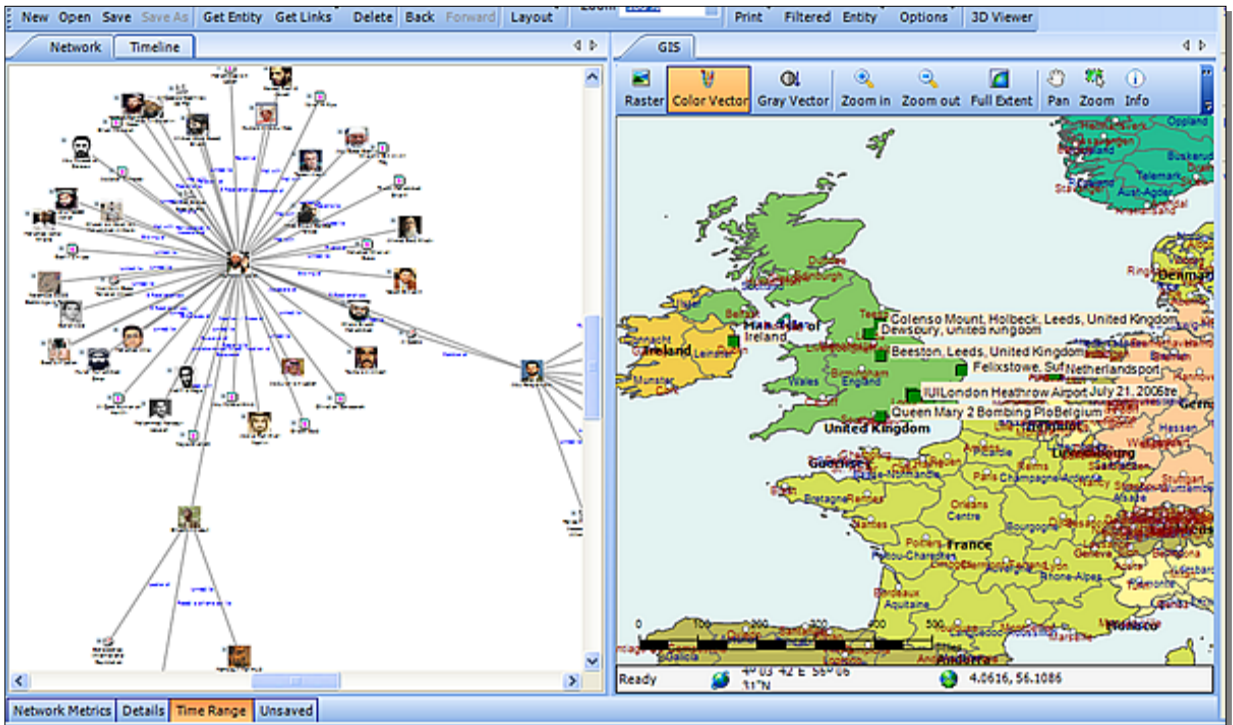
Geo Filter and Geo Query

Use the Geo Filter tool to filter data outside the geographical area you select. Use the Geo Query tool to find all data that resides in a specific area. With Sentinel Visualizer Geospatial Tools, filtering and querying data is as easy as drawing a circle.



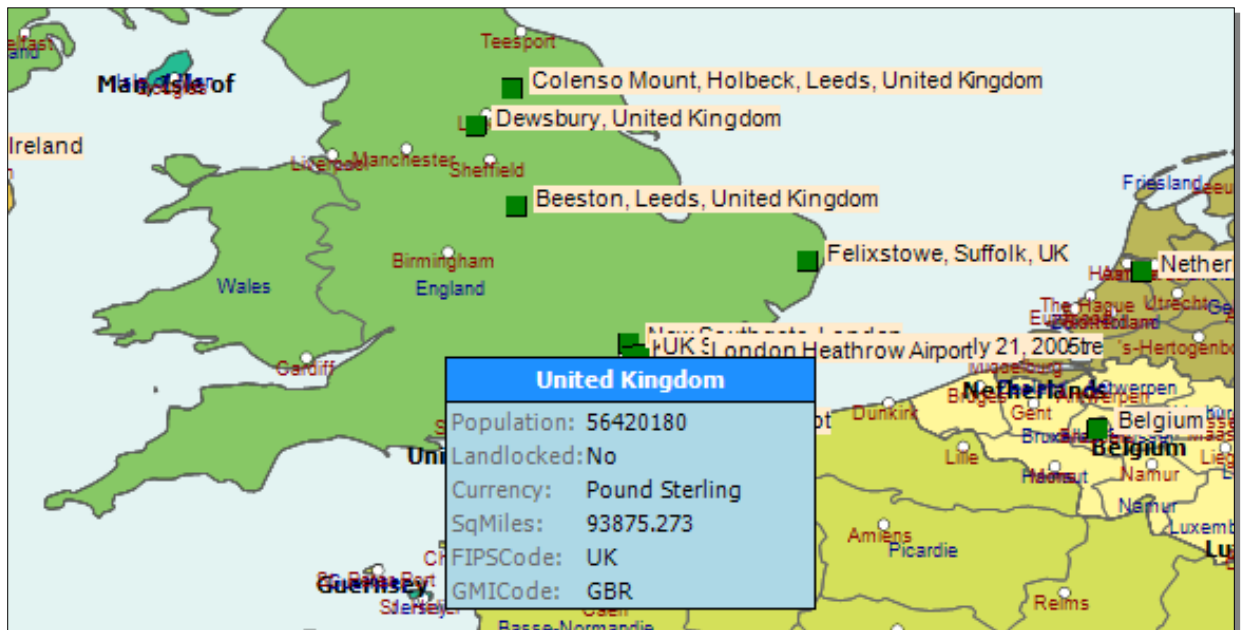
Multiple Views

You can use the Geospatial View in with any of the other views. Simultaneously see your link chart, geospatial view, and timeline data, all in one display, or split across multiple displays in a multi-monitor configuration.



View Underlying Data

You can configure the Geospatial View to show tool tip data in either basic or extended mode. Simply hold the mouse cursor over a location and information about that point is displayed. You can also click on an entity data in the map and pull up detailed knowledgebase information screens.



Sentinel Visualizer[®]

Analysis

All data has hidden meanings, patterns, and trends, but identifying them is a challenge that only advanced automated analysis can address. Sentinel Visualizer offers some of the most sophisticated analytic capabilities available. With Sentinel Visualizer automated Analysis you can:

- Automatically identify central players
- Locate organizational cut-points
- Perform timeline analysis
- Organize data relationships into cells and cliques
- Include your own metadata in the analysis process
- Find all paths, the shortest path, or the best paths between two entities
- Build simple or complex models that mirror your needs

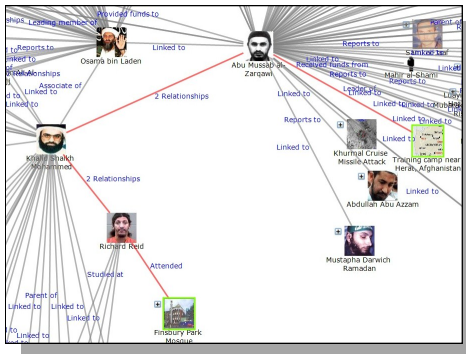
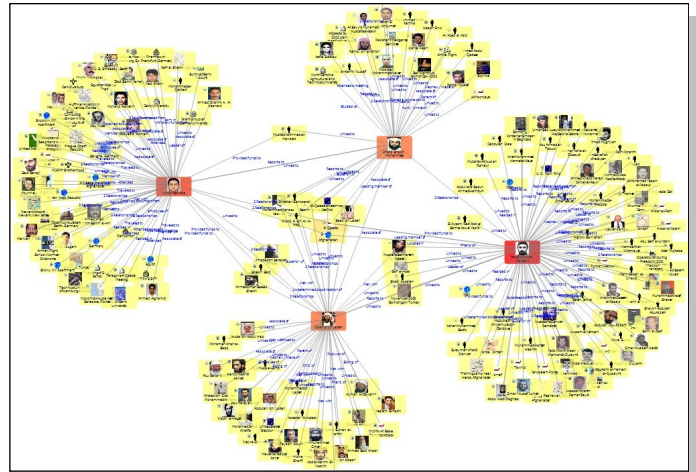
Network Metrics

Sentinel Visualizer includes Network Metrics—our advanced technology for identifying, grouping, and ranking complex inter-related data. With a foundation in Social Network Analysis (SNA), our system provides the ability to rank centrality, closeness, and other key metrics even within large complex datasets. But unlike other SNA-based systems, Network Metrics extends the analysis model by assigning specific meaning and weighting that models your data and mission.

Name	Type	Degree	Betweenness	Closeness	Eigenvalue	Hub	Authority
Osama bin Laden	Person	44	1	1	0.7071	0	0.7071
Abdallah Al-Halabi	Person	1	0	0.560606...	0.0049	0	0
Abu Mussab al-Zarqawi	Person	3	0	0.632478...	0.0049	0.7071	0
Al Qaeda	Terrorist Organiz...	1	0	0.560606...	0.1254	0	0.2887
Ayman Al-Zawahiri	Person	1	0	0.560606...	0.0049	0	0
Enaam Arnaout	Person	1	0	0.560606...	0.0049	0	0
Imad Eddin Barakat Yarbas	Person	1	0	0.560606...	0.0049	0	0

The Big Picture

Network Metrics are generated as a set of sortable numbers so you can quickly see central and highly connected players in a network. Sentinel Visualizer takes this capability to the next level with Gradient Metrics so you can automatically apply numeric rankings to the visual appearance of the network. Specify colors for high and low values, and Sentinel Visualizer does the rest. This feature makes it easy to visually acquire meaning in even the most complex inter-related data.



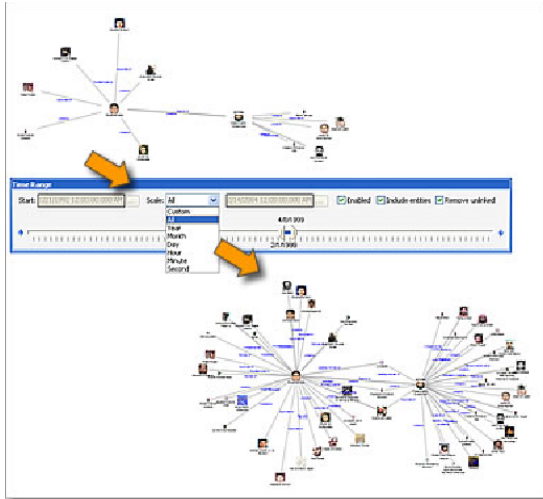
Finding Paths

How are things connected? What connection paths do people work through? What is the shortest or best path between two data elements? Sentinel Visualizer provides a variety of tools that make it easy for you to answer such questions. With highly optimized graph algorithms, you can quickly see all paths, the shortest path, or only the best paths between entities based on your specific criteria.

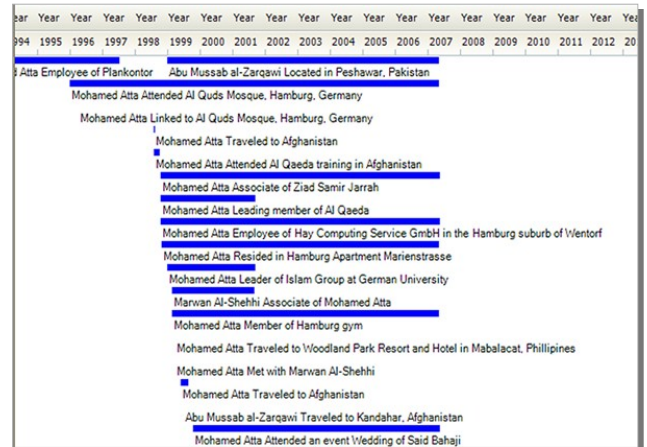


Temporal Analysis

Sentinel Visualizer provides a powerful Time Range interface that hides or shows data based on a time slider control. Temporal Analysis makes it easy to see how networks form, change, and interact with each other over time. This capability allows you to spot patterns and predict actions and behaviors. The Time Range interface supports ranges down to the second level, and includes the ability to visually define time spans and ranges.

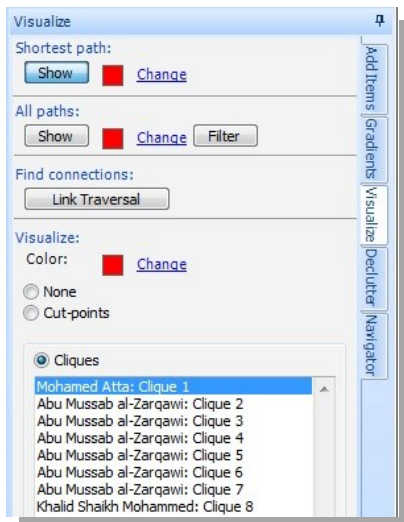


Additionally, you can use the Timeline View to quickly see events in a linear time format.



Granular Control and Tuning

All information is not equal, just as all objects and all links between objects are not equal. While traditional link analysis fails to take this into account, Sentinel Visualizer Automated Analysis provides you with unprecedented accuracy through weighting. Sentinel Visualizer gives you the ability to accurately model simple or complex systems by specifying the weight of entity and relationship types, information credibility, and a variety of other parameters.



Key Nodes, Cliques, and Cells

By analyzing the results of network statistics, Sentinel Visualizer provides tools that help you find meaning in your data. Sentinel Visualizer pinpoints and provides a visual representation of cliques: groups of entities within a network that are closely connected to each other.

Sentinel Visualizer also locates and displays cut-points, or entities whose removal can seriously disrupt or destroy the link between sub-groups. This may help you prioritize areas of interest to devote your resources.





FMS Software Products and Services

Helping Organizations Make Better Decisions for over 35 Years

Founded in 1986, FMS is an award winning privately held small, minority owned software firm located in Tyson's Corner, Virginia. Widely regarded as database and analytic experts, FMS is a Microsoft Gold Certified Partner, an In-Q-Tel portfolio company, and a winner of the SD Times 100 (the top 100 most innovative software firms). With tens of thousands of customers in over 100 countries, FMS customers are comprised of a variety of organizations from small to large including 90 of the Fortune 100 and every US federal government department. FMS has three divisions, each designed to cater to specific customer needs:

Commercial Products Group



COTS Products

FMS is the world's #1 developer of products for Microsoft Access, and a leading vendor of products for the SQL Server, Visual Studio .NET, and Visual Basic communities.

Committed to innovation and quality, our award winning products are developed by our in-house team of experts including several Microsoft MVPs, published authors, and frequent guest speakers at user groups and conferences around the world.



Professional Solutions Group



Custom Solutions

The FMS Professional Solutions Group offers custom software development services for Windows, web, and mobile devices.

Leverage our world class development expertise to enhance your existing applications or create new solutions to take your organization to the next level.

Discover why so many organizations choose FMS as their go-to partner and preferred vendor for Microsoft solutions.



Advanced Systems Group



Specialized COTS and Customization Services

The FMS Advanced Systems Group (ASG) is a dedicated team within FMS focused on delivering practical solutions to the complex data problems facing the national security and law enforcement communities.

Working closely with our systems integrators and intelligence community partners, ASG has been successful in bringing several new concepts to reality in areas such as data visualization, link analysis, geospatial, and timelines.



FMS has a long history of serving Federal, State, and Local Governments. Our commercial off-the-shelf (COTS) products are used by every Federal Government Department, most state governments, numerous municipalities, and organizations that support them. We've developed a wide range of custom database applications on Windows and the web to help governments streamline their processes, collect, analyze, and share data, and design and build solutions that connect seamlessly within existing systems. From improving services, streamlining workflows, increasing reliability, analyzing data, and providing better citizen experiences, our solutions help government entities at all levels.



Public Sector Solutions

Technological Expertise

FMS has extensive experience customizing Microsoft technology for a wide range of customers. Our core expertise is with database application development and empowering information workers. Our solutions are on Windows, web, and mobile devices. We customize technologies such as Microsoft SQL Server, Visual Studio .NET, and Office (Access, Excel, Outlook). We've also created solutions using BizTalk, Commerce Server, CRM, Exchange, and SharePoint, along with additional proficiency to integrate with existing technologies such as J2EE, Oracle, and ColdFusion. Our latest efforts are in Cloud Computing bridging the Windows desktop to the web in an efficient, scalable, secure, and cost effective manner.

International Disaster Relief, Logistics, and Healthcare

FMS is helping to improve living conditions for people worldwide. Our public sector work extends internationally through the humanitarian systems we developed for our non-profit and Non-Government Organization (NGO) clients. Solutions include logistics support to coordinate humanitarian relief supplies to disaster zones around the globe, warehouse inventory tracking, models for better healthcare treatment regimens, and databases to track educational and related disease control materials to third world countries. FMS humanitarian solutions are deployed in over 80 countries with local language support.

National Security and Law Enforcement

FMS is active with US National Security, Law Enforcement, and Department of Defense efforts. Our Sentinel Visualizer COTS product for intelligence analysts connects disparate pieces of information through powerful data visualization and analysis. By revealing previously unlinked people, places, relationships, and events, we help analysts create actionable intelligence. In 2005, In-Q-Tel, the CIA's venture capital arm, made an investment in FMS based on our leading edge counter-terrorism technology. This technology is also in use by local law enforcement and international intelligence organizations.

Federal and Municipal Solutions

FMS has created many other solutions for Federal Government and municipalities including:

- Defense Acquisition University to manage continuing education courses and credentialing.
- The US Department of Housing and Urban Development (HUD) to manage housing projects in municipalities across the country.
- The Department of Public Works to manage trash pickup, snow removal, fleet logistics, dump sites, call centers, and related services. Deployed solutions include three of the largest US cities: Washington DC, Phoenix, and Indianapolis.
- Consumer Protection: A web site for consumer submission of complaints against businesses. The system tracks the entries through escalation and resolution, and is regularly featured on radio and TV stations in several large municipalities.

Summary

While these applications are in a wide range of environments, they all share our core focus of empowering users to maximize the value of their data to make better decisions. Our solutions are customized to support your operations and processes. They help you improve service and accuracy, streamline workflow, reduce costs, and give organizations a competitive edge by letting you do more with less.



Quality Solutions, Built Right the First Time

For over twenty years, we’ve helped organizations of all sizes create custom database solutions that significantly improve their operations. We've designed, built, and delivered a wide variety of advanced Windows and web applications. Most are multi-user database solutions based on file server systems, SQL Server n-tier architectures, web services, and/or links to legacy systems.

We are proud of our ability to transform complex processes to intuitive user interfaces, and deliver robust, secure, and scalable systems that evolve as the organization's needs change. We also have an established system design and development process that minimizes the risk of application development while ensuring clients get what they want on time and on budget.

Our experience delivering commercial products to tens of thousands of customers in countries we've never visited gives us a great deal of experience with creating robust solutions. We bring this expertise (and tested code) to you.

Our expert development team can design, develop, and support custom applications that address your database needs. As nationally recognized experts in the field and a Microsoft Gold Certified Partner, we can be your trusted partner when it comes to deploying Microsoft and J2EE technology. We are happy to provide a free consultation for your project, simply contact us today.

Our Services	Technologies
Project Review and Best Practices System Design Prototyping System Development, Testing and Deployment System Migration Application Integration Enhancing Existing Systems Data Analysis and Modeling Independent Verification and Validation (IV&V) Database Design Cloud Computing Collaboration using Email Storage and Analysis	Microsoft Visual Studio .NET ASP/ASP.NET J2EE Microsoft SQL Server Microsoft Azure/Cloud Microsoft Access/Excel/Office Microsoft C#, VB.NET Microsoft C++, Visual Basic 6 Microsoft Exchange/Outlook Microsoft SharePoint Android



Representative Clients

Here are some of our government related clients whom we've provided custom software design and development services:

<p>US Federal Government</p> <p><i>Civilian</i></p> <p>National Archives</p> <p>National Museum of Natural History (Smithsonian Institution)</p> <p>Transportation Security Admin. (TSA)</p> <p>US Department of Agriculture (USDA)</p> <p>US Department of Housing and Urban Development (HUD)</p> <p>US State Department</p> <p><i>DoD and Intelligence Community</i></p> <p>Defense Acquisition University (DAU)</p> <p>In-Q-Tel</p> <p>US Air Force</p> <p>CIA, DNI, NCTC, and other IC organizations</p> <p>Uniformed Services University of the Health Sciences (USUHS)</p> <p><i>System Integrators and Partners</i></p> <p>Boeing</p> <p>Bearing Point, CACI</p> <p>Eastport Analytics</p> <p>Halliburton</p> <p>L3 / Titan</p> <p>Micro Systems Automation Group</p> <p>SAIC, TASC</p>	<p>International</p> <p>Pan American Health Organization, World Health Organization, UNICEF, UNHCR</p> <p>Johns Hopkins (JHPIEGO)</p> <p>Logenix International</p> <p>United Nations Office of Drug and Crime</p> <p>State and Local Government</p> <p>Phoenix, Arizona</p> <p>Fairfax County, Virginia</p> <p>Indianapolis Department of Solid Waste Management</p> <p>Ohio Department of Natural Resources</p> <p>Washington DC Department of Public Works</p> <p>Non-Profits</p> <p>AARP</p> <p>Call for Action</p> <p>Center for Strategic and International Studies</p> <p>National Center for Missing and Exploited Children</p> <p>National Heritage Foundation</p> <p>Industry Partners</p> <p>In-Q-Tel Portfolio Company</p> <p>Microsoft Certified Partner</p> <p>Mitre Analytic Technology Industry Roundtable</p>
--	---

FMS products are used by tens of thousands of customers in over 100 countries, 90 of the Fortune 100, and all US Federal Departments. FMS also has numerous customers in the commercial sector.

Next Steps

FMS can help you with your application design, development, deployment, and maintenance needs. With over two decades in business, we understand what it means to support our customers over time and partner with you to respond to the changing priorities and citizen expectations. Leverage our expertise and experience so you can deliver your services optimally.



General Information

Company Name: FMS, Inc
Address: 8150 Leesburg Pike, Suite 1250; Vienna, VA 22182
Phone Numbers: 703-356-4700, Fax 703-448-3861
Primary Contact: Luke Chung, President (luke@fmsinc.com)
Secondary Contact: Dan Wasser, Director of Business Development (dwasser@fmsinc.com)

Corporate Websites: Primary site: www.fmsinc.com
Advanced Systems Group: www.fmsasg.com

DUNS Number: 17-715-8748

Year Founded: 1986
Ownership: Privately held, small, minority owned (Asian American)
Incorporation: Virginia S Corporation: "Financial Modeling Specialists, Inc."

NAICS CODES:
511210 Software Publishers
541511 Custom Computer Programming Services
541512 Computer Systems Design Services
541519 Computer Related Services
541611 Strategic Planning Consultant Services
541618 Business Consulting Services