



Department of Administration
 Purchasing Division
 2019 Washington Street East
 Post Office Box 50130
 Charleston, WV 25305-0130

State of West Virginia
 Centralized Request for Quote
 Vehicles

Proc Folder: 1081537			Reason for Modification: Addendum No. 1
Doc Description: Hydraulic Telescopic Articulating Aerial Bucket Truck			
Proc Type: Central Purchase Order			
Date Issued	Solicitation Closes	Solicitation No	Version
2022-09-02	2022-09-12 13:30	CRFQ 0211 GSD2300000015	2

BID RECEIVING LOCATION

BID CLERK
 DEPARTMENT OF ADMINISTRATION
 PURCHASING DIVISION
 2019 WASHINGTON ST E
 CHARLESTON WV 25305
 US

RECEIVED
 2022 SEP 12 AM 11:09
 WV PURCHASING
 DIVISION

VENDOR

Vendor Customer Code: 000000204452
Vendor Name : West Virginia Tractor Company
Address : PO Box 473
Street : 214 Virginia Street West
City : Charleston
State : WV **Country :** US **Zip :** 25322
Principal Contact : Gary Grady
Vendor Contact Phone: 304-346-5301 **Extension:**

FOR INFORMATION CONTACT THE BUYER
 Melissa Pettrey
 (304) 558-0094
 melissa.k.pettrey@wv.gov

Vendor Signature X *Gary Grady* **FEIN#** 550621655 **DATE** 9-12-2022

All offers subject to all terms and conditions contained in this solicitation

ADDITIONAL INFORMATION

Addendum No. 1 is issued to publish and distribute the attached information to the vendor community.

Request for Quotation

The West Virginia Purchasing Division is soliciting bids on behalf of West Virginia Department of Administration to establish a contract for the one-time purchase of one (1) Standard Cab Hydraulic Telescopic Articulating Aerial Bucket Truck, for the General Services Division located at 1900 Kanawha Boulevard East, Charleston, WV 25305 per the bid requirements, specifications and terms and conditions as attached hereto.

INVOICE TO**SHIP TO**

DEPARTMENT OF
ADMINISTRATION
GENERAL SERVICES
DIVISION

103 MICHIGAN AVENUE
CHARLESTON WV
US

DEPARTMENT OF
ADMINISTRATION
GENERAL SERVICES
DIVISION BLDG 11 - CHILLER
PLANT
218 CALIFORNIA AVE
CHARLESTON WV
US

Line	Comm Ln Desc	Qty	Unit Issue	Unit Price	Total Price
1	Hydraulic Telescopic Articulating Aerial Bucket Truck	1.00000	EA		

Comm Code	Manufacturer	Specification	Model #
25101911			

Extended Description:
Base Bid. Per attached Specifications

INVOICE TO**SHIP TO**

DEPARTMENT OF
ADMINISTRATION
GENERAL SERVICES
DIVISION

103 MICHIGAN AVENUE
CHARLESTON WV
US

DEPARTMENT OF
ADMINISTRATION
GENERAL SERVICES
DIVISION BLDG 11 - CHILLER
PLANT
218 CALIFORNIA AVE
CHARLESTON WV
US

Line	Comm Ln Desc	Qty	Unit Issue	Unit Price	Total Price
2	Power Inverter Package	1.00000	EA		

Comm Code	Manufacturer	Specification	Model #
25101911			

Extended Description:
Alternate # 1. Per attached Specifications

SCHEDULE OF EVENTS

<u>Line</u>	<u>Event</u>	<u>Event Date</u>
1	Vendor question deadline by 3 PM	2022-09-01

SOLICITATION NUMBER: CRFQ 0211 GSD2300000015

Addendum Number: 1

The purpose of this addendum is to modify the solicitation identified as (“Solicitation”) to reflect the change(s) identified and described below.

Applicable Addendum Category:

- Modify bid opening date and time
- Modify specifications of product or service being sought
- Attachment of vendor questions and responses
- Attachment of pre-bid sign-in sheet
- Correction of error
- Other

Description of Modification to Solicitation:

Addendum issued to publish and distribute the attached documentation to the vendor community.

1. To provide responses to vendor technical questions, Per Attachment A

No other changes.

Additional Documentation: Documentation related to this Addendum (if any) has been included herewith as Attachment A and is specifically incorporated herein by reference.

Terms and Conditions:

1. All provisions of the Solicitation and other addenda not modified herein shall remain in full force and effect.
2. Vendor should acknowledge receipt of all addenda issued for this Solicitation by completing an Addendum Acknowledgment, a copy of which is included herewith. Failure to acknowledge addenda may result in bid disqualification. The addendum acknowledgement should be submitted with the bid to expedite document processing.

ATTACHMENT A

CRFQ GSD2300000015
Hydraulic Telescopic Articulating Aerial Bucket Truck

Q 1. Is a maximum working height of 42' 6" acceptable?

A 1. Yes.

Q 2. Is delivery in 2026 acceptable?

A 2. No. Vendor shall deliver and assemble the Contract Items within 200 working days after receiving a purchase order.

ADDENDUM ACKNOWLEDGEMENT FORM
SOLICITATION NO.: CRFQ GSD2200000042

Instructions: Please acknowledge receipt of all addenda issued with this solicitation by completing this addendum acknowledgment form. Check the box next to each addendum received and sign below. Failure to acknowledge addenda may result in bid disqualification.

Acknowledgment: I hereby acknowledge receipt of the following addenda and have made the necessary revisions to my proposal, plans and/or specification, etc.

Addendum Numbers Received:
(Check the box next to each addendum received)

- | | |
|--|--|
| <input checked="" type="checkbox"/> Addendum No. 1 | <input type="checkbox"/> Addendum No. 6 |
| <input type="checkbox"/> Addendum No. 2 | <input type="checkbox"/> Addendum No. 7 |
| <input type="checkbox"/> Addendum No. 3 | <input type="checkbox"/> Addendum No. 8 |
| <input type="checkbox"/> Addendum No. 4 | <input type="checkbox"/> Addendum No. 9 |
| <input type="checkbox"/> Addendum No. 5 | <input type="checkbox"/> Addendum No. 10 |

I understand that failure to confirm the receipt of addenda may be cause for rejection of this bid. I further understand that any verbal representation made or assumed to be made during any oral discussion held between Vendor's representatives and any state personnel is not binding. Only the information issued in writing and added to the specifications by an official addendum is binding.

West Virginia Tractor Company

Company


Authorized Signature

9-12-2022

Date

NOTE: This addendum acknowledgment should be submitted with the bid to expedite document processing.

DESIGNATED CONTACT: Vendor appoints the individual identified in this Section as the Contract Administrator and the initial point of contact for matters relating to this Contract.

(Name, Title) Gary W. Grady PRES.
(Printed Name and Title) Gary W. Grady, President
(Address) P.O. Box 473 Charleston, WV 25322
(Phone Number) / (Fax Number) 304-346-5301 304-346-5305
(email address) wvtractor@msn.com

CERTIFICATION AND SIGNATURE: By signing below, or submitting documentation through wvOASIS, I certify that: I have reviewed this Solicitation/Contract in its entirety; that I understand the requirements, terms and conditions, and other information contained herein; that this bid, offer or proposal constitutes an offer to the State that cannot be unilaterally withdrawn; that the product or service proposed meets the mandatory requirements contained in the Solicitation/Contract for that product or service, unless otherwise stated herein; that the Vendor accepts the terms and conditions contained in the Solicitation, unless otherwise stated herein; that I am submitting this bid, offer or proposal for review and consideration; that I am authorized by the vendor to execute and submit this bid, offer, or proposal, or any documents related thereto on vendor's behalf; that I am authorized to bind the vendor in a contractual relationship; and that to the best of my knowledge, the vendor has properly registered with any State agency that may require registration.

By signing below, I further certify that I understand this Contract is subject to the provisions of West Virginia Code § 5A-3-62, which automatically voids certain contract clauses that violate State law; and that pursuant to W. Va. Code 5A-3-63, the entity entering into this contract is prohibited from engaging in a boycott against Israel.

West Virginia Tractor Company

(Company) Gary W. Grady President
(Authorized Signature) (Representative Name, Title)
Gary W. Grady, President
(Printed Name and Title of Authorized Representative) (Date)
304-346-5301 304-346-5305
(Phone Number) (Fax Number)
wvtractor@msn.com
(Email Address)

State of West Virginia

VENDOR PREFERENCE CERTIFICATE

Certification and application is hereby made for Preference in accordance with **West Virginia Code**, §5A-3-37. (Does not apply to construction contracts). **West Virginia Code**, §5A-3-37, provides an opportunity for qualifying vendors to request (at the time of bid) preference for their residency status. Such preference is an evaluation method only and will be applied only to the cost bid in accordance with the **West Virginia Code**. This certificate for application is to be used to request such preference. The Purchasing Division will make the determination of the Vendor Preference, if applicable.

1. **Application is made for 2.5% vendor preference for the reason checked:**
 Bidder is an individual resident vendor and has resided continuously in West Virginia, or bidder is a partnership, association or corporation resident vendor and has maintained its headquarters or principal place of business continuously in West Virginia, for four (4) years immediately preceding the date of this certification; **or**,
 Bidder is a resident vendor partnership, association, or corporation with at least eighty percent of ownership interest of bidder held by another entity that meets the applicable four year residency requirement; **or**,
 Bidder is a nonresident vendor which has an affiliate or subsidiary which employs a minimum of one hundred state residents and which has maintained its headquarters or principal place of business within West Virginia continuously for the four (4) years immediately preceding the date of this certification; **or**,
2. **Application is made for 2.5% vendor preference for the reason checked:**
 Bidder is a resident vendor who certifies that, during the life of the contract, on average at least 75% of the employees working on the project being bid are residents of West Virginia who have resided in the state continuously for the two years immediately preceding submission of this bid; **or**,
3. **Application is made for 2.5% vendor preference for the reason checked:**
 Bidder is a nonresident vendor that employs a minimum of one hundred state residents, or a nonresident vendor which has an affiliate or subsidiary which maintains its headquarters or principal place of business within West Virginia and employs a minimum of one hundred state residents, and for purposes of producing or distributing the commodities or completing the project which is the subject of the bidder's bid and continuously over the entire term of the project, on average at least seventy-five percent of the bidder's employees or the bidder's affiliate's or subsidiary's employees are residents of West Virginia who have resided in the state continuously for the two immediately preceding years and the vendor's bid; **or**,
4. **Application is made for 5% vendor preference for the reason checked:**
 Bidder meets either the requirement of both subdivisions (1) and (2) or subdivision (1) and (3) as stated above; **or**,
5. **Application is made for 3.5% vendor preference who is a veteran for the reason checked:**
 Bidder is an individual resident vendor who is a veteran of the United States armed forces, the reserves or the National Guard and has resided in West Virginia continuously for the four years immediately preceding the date on which the bid is submitted; **or**,
6. **Application is made for 3.5% vendor preference who is a veteran for the reason checked:**
 Bidder is a resident vendor who is a veteran of the United States armed forces, the reserves or the National Guard, if, for purposes of producing or distributing the commodities or completing the project which is the subject of the vendor's bid and continuously over the entire term of the project, on average at least seventy-five percent of the vendor's employees are residents of West Virginia who have resided in the state continuously for the two immediately preceding years.
7. **Application is made for preference as a non-resident small, women- and minority-owned business, in accordance with West Virginia Code §5A-3-59 and West Virginia Code of State Rules.**
 Bidder has been or expects to be approved prior to contract award by the Purchasing Division as a certified small, women- and minority-owned business.
8. **Application is made for reciprocal preference.**
 Bidder is a West Virginia resident and is requesting reciprocal preference to the extent that it applies.

Bidder understands if the Secretary of Revenue determines that a Bidder receiving preference has failed to continue to meet the requirements for such preference, the Secretary may order the Director of Purchasing to: (a) rescind the contract or purchase order; or (b) assess a penalty against such Bidder in an amount not to exceed 5% of the bid amount and that such penalty will be paid to the contracting agency or deducted from any unpaid balance on the contract or purchase order.

By submission of this certificate, Bidder agrees to disclose any reasonably requested information to the Purchasing Division and authorizes the Department of Revenue to disclose to the Director of Purchasing appropriate information verifying that Bidder has paid the required business taxes, provided that such information does not contain the amounts of taxes paid nor any other information deemed by the Tax Commissioner to be confidential.

Bidder hereby certifies that this certificate is true and accurate in all respects; and that if a contract is issued to Bidder and if anything contained within this certificate changes during the term of the contract, Bidder will notify the Purchasing Division in writing immediately.

Bidder: Wst Virginia Tractor Company

Signed: 

Date: 9-9-2022

Title: President

*Check any combination of preference consideration(s) indicated above, which you are entitled to receive.



CERTIFICATE OF GARAGE INSURANCE

DATE (MM/DD/YYYY)
05/18/2022

THIS CERTIFICATE IS ISSUED AS A MATTER OF INFORMATION ONLY AND CONFERS NO RIGHTS UPON THE CERTIFICATE HOLDER. THIS CERTIFICATE DOES NOT AFFIRMATIVELY OR NEGATIVELY AMEND, EXTEND OR ALTER THE COVERAGE AFFORDED BY THE POLICIES BELOW. THIS CERTIFICATE OF INSURANCE DOES NOT CONSTITUTE A CONTRACT BETWEEN THE ISSUING INSURER(S), AUTHORIZED REPRESENTATIVE OR PRODUCER, AND THE CERTIFICATE HOLDER.

IMPORTANT: If the certificate holder is an ADDITIONAL INSURED, the policy(ies) must have ADDITIONAL INSURED provisions or be endorsed. If SUBROGATION IS WAIVED, subject to the terms and conditions of the policy, certain policies may require an endorsement. A statement on this certificate does not confer rights to the certificate holder in lieu of such endorsement(s).


PRODUCER Sentry Insurance 1800 North Point Drive Stevens Point, WI 54481	CONTACT NAME: Sentry Customer Service PHONE (A/C, No, Ext): 800-473-6879 FAX (A/C, No): 800-514-7191 EMAIL ADDRESS: businessproducts_direct@sentry.com													
	<table border="1"> <tr> <th>INSURER(S) AFFORDING COVERAGE</th> <th>NAIC #</th> </tr> <tr> <td>INSURER A : Sentry Select Insurance Company</td> <td>21180</td> </tr> <tr> <td>INSURER B :</td> <td></td> </tr> <tr> <td>INSURER C :</td> <td></td> </tr> <tr> <td>INSURER D :</td> <td></td> </tr> <tr> <td>INSURER E :</td> <td></td> </tr> <tr> <td>INSURER F :</td> <td></td> </tr> </table>	INSURER(S) AFFORDING COVERAGE	NAIC #	INSURER A : Sentry Select Insurance Company	21180	INSURER B :		INSURER C :		INSURER D :		INSURER E :		INSURER F :
INSURER(S) AFFORDING COVERAGE	NAIC #													
INSURER A : Sentry Select Insurance Company	21180													
INSURER B :														
INSURER C :														
INSURER D :														
INSURER E :														
INSURER F :														
INSURED West Virginia Tractor Co. PO Box 473 214 Virginia Street West Charleston, WV 25322														

COVERAGES **PROD / CUSTOMER ID:** **CERTIFICATE #:** 2551802 **REVISION #:**

THIS IS TO CERTIFY THAT THE POLICIES OF INSURANCE LISTED BELOW HAVE BEEN ISSUED TO THE INSURED NAMED ABOVE FOR THE POLICY PERIOD INDICATED. NOTWITHSTANDING ANY REQUIREMENT, TERM OR CONDITION OF ANY CONTRACT OR OTHER DOCUMENT WITH RESPECT TO WHICH THIS CERTIFICATE MAY BE ISSUED OR MAY PERTAIN, THE INSURANCE AFFORDED BY THE POLICIES DESCRIBED HEREIN IS SUBJECT TO ALL THE TERMS, EXCLUSIONS AND CONDITIONS OF SUCH POLICIES. LIMITS SHOWN MAY HAVE BEEN REDUCED BY PAID CLAIMS.

INSR LTR	TYPE OF INSURANCE	ADDL INSRD	SUBR WVD	POLICY NUMBER	POLICY EFF (MM/DD/YYYY)	POLICY EXP (MM/DD/YYYY)	LIMITS		
A	GARAGE LIABILITY <input checked="" type="checkbox"/> ANY AUTO <input type="checkbox"/> HIRED AUTOS ONLY <input type="checkbox"/> OWNED AUTOS ONLY <input type="checkbox"/> NON-OWNED AUTOS USED IN GARAGE BUSINESS			A0053698001	04/01/2022	04/01/2023	AUTO ONLY (Ea accident)	\$ 500,000	
							OTHER THAN AUTO ONLY	EA ACCIDENT	\$ 500,000
								AGGREGATE	\$ 2,500,000
A	GARAGE KEEPERS LIABILITY <input type="checkbox"/> LEGAL LIABILITY <input type="checkbox"/> DIRECT BASIS <input type="checkbox"/> PRIMARY <input type="checkbox"/> EXCESS			A0053698001	04/01/2022	04/01/2023	<input checked="" type="checkbox"/> COMP / OTC SPECIFIED PERILS LOC	1 \$ 250,000	
							<input checked="" type="checkbox"/> COLLISION LOC	1 \$ 250,000	
								LOC	\$
A	<input checked="" type="checkbox"/> COMMERCIAL GENERAL LIABILITY <input type="checkbox"/> CLAIMS-MADE <input checked="" type="checkbox"/> OCCUR GEN'L AGGREGATE LIMIT APPLIES PER: <input checked="" type="checkbox"/> POLICY <input type="checkbox"/> PRO-JECT <input type="checkbox"/> LOC <input type="checkbox"/> OTHER		X	A0053698005	04/01/2022	04/01/2023	EACH OCCURRENCE	\$ 500,000	
							DAMAGE TO RENTED PREMISES (Ea occurrence)	\$ 100,000	
							MED EXP (Any one person)	\$ 5,000	
							PERSONAL & ADV INJURY	\$ 500,000	
							GENERAL AGGREGATE	\$ 1,500,000	
							PRODUCTS - COMP/OP AGG	\$ 1,500,000	
								\$	
A	<input checked="" type="checkbox"/> UMBRELLA LIAB <input checked="" type="checkbox"/> OCCUR <input checked="" type="checkbox"/> EXCESS LIAB <input type="checkbox"/> CLAIMS-MADE DED RETENTION \$			A0053698008	04/01/2022	04/01/2023	EACH OCCURRENCE	\$ 2,000,000	
							AGGREGATE	\$ 6,000,000	
							PRODUCTS - COMP/OP AGG	\$ 6,000,000	
	WORKERS COMPENSATION AND EMPLOYERS' LIABILITY ANY PROPRIETOR/PARTNER/EXECUTIVE OFFICER/MEMBER EXCLUDED? <input type="checkbox"/> Y / <input type="checkbox"/> N (Mandatory in NH) If yes, describe under <input type="checkbox"/> REMARKS below	N / A					<input type="checkbox"/> PER STATUTE <input type="checkbox"/> OTH-ER		
						E.L. EACH ACCIDENT	\$		
							E.L. DISEASE - EA EMPLOYEE	\$	
							E.L. DISEASE - POLICY LIMIT	\$	

REMARKS (ACORD 101, Additional Remarks Schedule, may be attached if more space is required)
Refer to attached

CERTIFICATE HOLDER State of WV 1900 Kanawha Blvd E Rm 5 Charleston, WV 25305-0001	CANCELLATION SHOULD ANY OF THE ABOVE DESCRIBED POLICIES BE CANCELLED BEFORE THE EXPIRATION DATE THEREOF, NOTICE WILL BE DELIVERED IN ACCORDANCE WITH THE POLICY PROVISIONS. AUTHORIZED REPRESENTATIVE 
---	--



AGENCY CUSTOMER ID: XXXXXX1655

LOC #: _____

ADDITIONAL REMARKS SCHEDULE

Page 2 of 2

AGENCY Melanie Rosenbaum		NAMED INSURED West Virginia Tractor Co.	
POLICY NUMBER A0053698001			
CARRIER Sentry Select Insurance Company	NAIC CODE 21180	EFFECTIVE DATE: 04/01/2022	

ADDITIONAL REMARKS
 THIS ADDITIONAL REMARKS FORM IS A SCHEDULE TO ACORD FORM,
 FORM NUMBER: ACORD 30 FORM TITLE: Certificate Of Garage Insurance

General Liability

Commercial Excess Umbrella liability coverage follows form with the underlying insurance coverage subject to policy terms and conditions.

THIS ENDORSEMENT CHANGES THE POLICY. PLEASE READ IT CAREFULLY.

ADDITIONAL INSURED - OWNERS, LESSEES OR CONTRACTORS - SCHEDULED PERSON OR ORGANIZATION

This endorsement modifies insurance provided under the following:

COMMERCIAL GENERAL LIABILITY COVERAGE PART

SCHEDULE

Name Of Additional Insured Person(s) Or Organization(s)	Location(s) Of Covered Operations
State of WV WV DOH and State of WV are additional insured.	All locations Description: Service work performed
Information required to complete this Schedule, if not shown above, will be shown in the Declarations.	

A. Section II - Who Is An Insured is amended to include as an additional insured the person(s) or organization(s) shown in the Schedule, but only with respect to liability for "bodily injury", "property damage" or "personal and advertising injury" caused, in whole or in part, by:

1. Your acts or omissions; or
2. The acts or omissions of those acting on your behalf;

in the performance of your ongoing operations for the additional insured(s) at the location(s) designated above.

However:

1. The insurance afforded to such additional insured only applies to the extent permitted by law; and
2. If coverage provided to the additional insured is required by a contract or agreement, the insurance afforded to such additional insured will not be broader than that which you are required by the contract or agreement to provide for such additional insured.

B. With respect to the insurance afforded to these additional insureds, the following additional exclusions apply:

This insurance does not apply to "bodily injury" or "property damage" occurring after:

1. All work, including materials, parts or equipment furnished in connection with such work, on the project (other than service, maintenance or repairs) to be performed by or on behalf of the additional insured(s) at the location of the covered operations has been completed; or
2. That portion of "your work" out of which the injury or damage arises has been put to its intended use by any person or organization other than another contractor or subcontractor engaged in performing operations for a principal as a part of the same project.

Change effective 05/18/2022

CG 20 10 04 13

A0053698
Sentry Select Insurance Company

© Insurance Services Office, Inc., 2012

Page 1 of 2

05/18/2022

C. With respect to the insurance afforded to these additional insureds, the following is added to **Section III - Limits Of Insurance:**

If coverage provided to the additional insured is required by a contract or agreement, the most we will pay on behalf of the additional insured is the amount of insurance:

1. Required by the contract or agreement; or

2. Available under the applicable Limits of Insurance shown in the Declarations;
whichever is less.



This endorsement shall not increase the applicable Limits of Insurance shown in the Declarations.



www.altec.com

AT40-G Telescopic/Articulating Aerial Device

- Working height up to 45.6 ft (13.9 m)
- Side reach up to 29.7 ft (9.1 m)
- Low power fiber optic control system
- Altec ISO-Grip[®] System
- Platform capacity 400 lb (181.4 kg)
- Platform offers easy access from cargo bay or ground
- Easily mounted on 17,500 lb (7938 kg) GVWR Chassis



New Equipment Sales

210 Inverness Center Drive • Birmingham, AL 35242
800.958.2555 Fax 205.449.4774

For more information email us at sales@altec.com

Altec AT40-G

standard features

- Telescopic/Articulating Aerial Device
- Compensated Articulating Arm
- Hydraulic Boom Extension
- Low Power Fiber Optic Control System
- Altec ISO-Grip® System
- Fully Metered 4-Function Single Handle Upper Control
- Platform access from the ground
- End-Mounted Platform 24 x 30 x 42 in (610 x 762 x 1067 mm)
- Platform Capacity 400 lb (181.4 kg)
- Composite Platform Mounting Bracket
- 180 Degree Platform Rotator
- Hydraulic Platform Leveling
- Continuous Rotation
- Emergency Lowering Valve at Platform
- Platform Leveling at Upper/Lower Controls
- Insulating, ANSI Category C, 46 KV and Below
- Tool Circuit at Platform
- Open Center Hydraulic System
- Outrigger Boom Interlock System (With Outrigger Option)
- Outrigger Motion Alarm (With Outrigger Option)
- Backup Alarm

recommended features

- Platform Liner
- Fall Protection System
- Wheel Chocks
- With Outrigger Option: Outrigger Pads



210 Inverness Center Drive • Birmingham, AL 35242
 Fax 205.449.4774 • sales@altec.com

New Equipment Sales • 1.800.958.2555

options

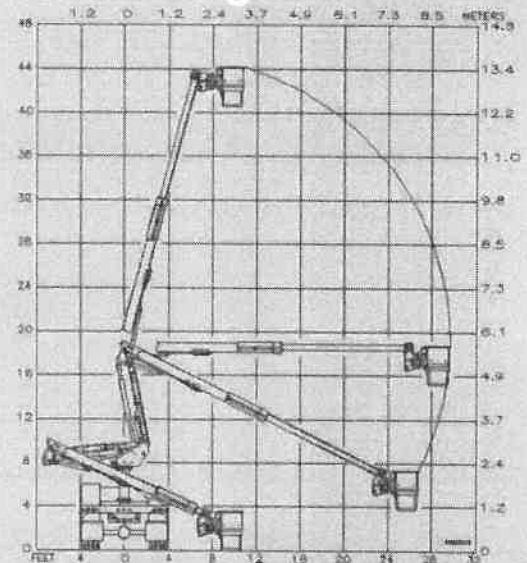
- Outriggers, vertical
- ISO-Boom offering Category C isolation with boom retracted
- Hybrid adaptation available with standard electronic systems
- Secondary stowage system
- Engine start/stop
- Platform cover
- Tool circuit at tailshelf
- Platform 24 x 24 x 42 in (610 x 610 x 1067 mm)

general specifications

Ground to bottom of platform End-mounted Platform* (Reach from centerline)	40.6 ft (12.4 m) 10.9 ft (3.3 m)
Working Height*	45.6 ft (13.9 m)
Maximum reach from centerline of rotation to lip of platform (@ platform height)	29.7 ft (9.1 m) 15.2 ft (4.6 m)
Stowed Travel Height	10.3 ft (3.1 m)
Upper Boom Articulation Articulating Arm Articulation	-25 deg. to + 75 deg. -5 deg. to + 79 deg.
Weight of Unit**	2,543 lbs (1,153 kg)

* Based on chassis frame of 40 in (1016 mm).
 ** Weight does not include mounting frame or outriggers.

reach diagram



Altec Industries reserves the right to improve products and the right to change, amend or delete specifications of any time, without notice or obligation.

September 7, 2022
Our 93rd Year

Ship To:

GLOBAL RENTAL CO INC
33 INVERNESS CENTER PKWY STE 250
(DO NOT MAIL INVOICES)
BIRMINGHAM, AL 35242
US

Bill To:

GLOBAL RENTAL CO INC
33 INVERNESS CENTER PKWY STE 250
(DO NOT MAIL INVOICES)
BIRMINGHAM, AL 35242
United States

Attn:
Phone: 816-676-4098
Email:

Altec Quotation Number: 917870 - 2
Account Manager: Jared E. Braswell
Technical Sales Rep: Leslie J Handley

<u>Item</u>	<u>Description</u>	<u>Qty</u>
	<u>Unit</u>	
1.	AT40G Unit Model	1
2.	ALTEC Model AT40-G telescopic articulating Aerial device with ISO-Boom.	1
	<ul style="list-style-type: none"> A. ISO Boom: the inner telescopic fiberglass boom maintains full dielectric integrity even with the fiberglass inner boom fully retracted. B. Hydraulic platform leveling system. C. Hydraulic tool circuit at the platform. D. Emergency lowering valve at the platform. E. Single handle control at the platform with a safety interlock system. F. Two (2) operators and maintenance/parts manuals. G. Working height: 45.6 feet H. Side reach: 29.7 feet I. Low-power fiber-optic control system (FOC-L). J. Continuous rotation 	
3.	Poly Hydraulic Reservoir, Pedestal Mounted, 7 Gallon (Includes Sight Gauge)	1
4.	Post style pedestal mounting	1
5.	Single One-Man End-Mounted Platform With 180 Degree Rotator, 24 X 30 X 42. Platform is rated at 400 pounds. Control panel on platform dashboard provides controls for auxiliary functions. Includes emergency stop (push-pull) switch and rocker switches, which operate platform leveling, platform rotation, tools, and battery selector (for fiber-optic controls system). Composite fiberglass platform mounting bracket. (AT40G)	1
6.	Platform Leveling At Lower Controls. AT40-G	1
7.	Two (2) Platform Steps	1

We Wish To Thank You For Giving Us The Pleasure
And Opportunity of Serving You

UTILITY EQUIPMENT AND BODIES SINCE 1929

<u>Item</u>	<u>Description</u>	<u>Qty</u>
8.	Soft nylon reinforced vinyl platform cover for a 24 x 30 inch platform	1
9.	Platform liner for a 24 x 30 x 42 inch platform	1
10.	4-Function Single Handle Fiber-Optic Controller.	1
11.	Manual lowering valve located at the boomtip. For use in emergency situations to allow the operator to lower the boom to the ground	1
12.	Engine Start/Stop at the upper controls actuated through the Fiber-Optic controls system with Secondary Stowage System (AT40G)	1
13.	Powder coat unit Altec White.	1
<u>Unit & Hydraulic Acc.</u>		
14.	HVI-22 Hydraulic Oil (Standard).	9
15.	Standard Pump For PTO	1
16.	Hot shift PTO for automatic transmission	1
<u>Body</u>		
17.	108 Inch Universal Small Aerial Body for a 60 Inch CA Chassis with 38 Inch Long Side Access Tailshelf to Meet the Following Specifications:	1
	<ul style="list-style-type: none"> A. Basic body fabricated from A40 grade 100% zinc alloy coated steel B. All doors are full, double paneled, self-sealed with built-in drainage. C. Stainless steel hinge rods extend full length of door. D. Door hinges are zinc alloy material attached with rivets E. All doors contain stainless steel, flush mounted, paddle activated rotary style latches with two-stage locking, including keyed locks and adjustable strikers. F. Heavy-gauge welded steel frame construction with smooth galvanneal floor. G. Possible contact edges are folded for safety. H. Door header drip rail at top for maximum weather protection. I. Neoprene or rolled fenders on wheel fender panels. J. Steel treated for improved primer bond and rust resistance. K. Automotive underseal applied to body. L. Automotive type non-porous door seals fastened to the door facing. M. 108 Inch Body Length N. 40 Inch Body Height (Standard) O. 94 Inch Body Width (Standard) P. 20 Inch Body Compartment Depth (Standard) Q. 8 Inch Body crossmembers (Standard) 	

We Wish To Thank You For Giving Us The Pleasure
And Opportunity of Serving You

UTILITY EQUIPMENT AND BODIES SINCE 1929

<u>Item</u>	<u>Description</u>	<u>Qty</u>
R.	No Treadplate On Compartment Tops	
S.	6 Inch tall wooden tailboard installed at the rear of body cargo area	
T.	Stainless Steel Rotary Paddle Latch With Lock (Standard)	
U.	Master Body Locking System (Standard)	
V.	One (1) wheel chock holder installed in fender panel on each side of body.	
W.	Gas Shock Type Rigid Door Holders For Vertical Doors (Standard)	
X.	Chains On Horizontal Doors	
Y.	Hotstick shelf extending full length of body on Curbside.	
Z.	Drop-Down Hot Stick Door For One (1) Shelf (Right Side)	
AA.	Two (2) Hot Stick Brackets	
AB.	1st Vertical Streetside (LH) - Two (2) Adjustable Shelves With Removable Dividers On 4 Inch Centers	
AC.	1st Horizontal Streetside (LH) - One (1) Fixed Shelf With Removable Dividers On 8 Inch Centers	
AD.	Rear Vertical Streetside (LH) - Six (6) Adjustable Locking Swivel Hooks	
AE.	1st Vertical Curbside (RH) - Seven (7) Adjustable Locking Swivel Hooks, Louvered Panel Installed in Cargo Wall	
AF.	1st Horizontal Curbside (RH) - Vacant	
AG.	Rear Vertical Curbside (RH) - Two (2) Adjustable Shelves With Removable Dividers On 4 Inch Centers	
AH.	One (1) Small Bolt-On Grab Handle Installed At Rear Of Curbside Compartments	
AI.	38 Inch Tailshelf with Integrated Side Access Steps and Smooth Galvaneal Floor Installed at Rear of Body. Includes One (1) U-Shaped Grab Handle.	

Body and Chassis Accessories

18.	ICC Underride Protection	1
19.	Combination 2 Inch Ball (10,000 LB MGTW) And Pintle Hitch (16,000 LB MGTW)	1
20.	Set Of Eye Bolts for Trailer Safety Chain, installed one each side of towing device mount.	1
21.	Front Torsion Bar Installed On Chassis	1
22.	Rear Torsion Bar Installed On Chassis	1
23.	Appropriate counterweight added for stability.	1
24.	Platform Rest, Rigid with Rubber Tube	1
25.	Platform to be side stowed	1
26.	Boom Rest for a Telescopic Unit	1
27.	Mud Flaps With Altec Logo (Pair)	1
28.	Wheel Chocks, Rubber, 9.75" L x 7.75" W x 5.00" H, with 4" L Metal Hairpin Style Handle	1

We Wish To Thank You For Giving Us The Pleasure
And Opportunity of Serving You

UTILITY EQUIPMENT AND BODIES SINCE 1929

<u>Item</u>	<u>Description</u>	<u>Qty</u>
	(Pair)	
29.	Slope Indicator Assembly For Machine Without Outriggers	1
30.	Safety Harness And 4.5' Lanyard (Fits Medium To Xlarge) Includes Pouch and Placards Installed in Cab	1
31.	5 LB Fire Extinguisher With Light Duty Bracket, Installed (In Cab or Inside Compartment Only)	1
32.	Triangular Reflector Kit, Shipped Loose	1
33.	Vinyl Manual Pouch Installed in Cab	1
34.	Rock Guards, Lexan, Installed Each Front Corner Of Body	1

Electrical Accessories

35.	Lights and reflectors in accordance with FMVSS #108 lighting package. (Complete LED, including LED reverse lights)	1
36.	Altec Standard Amber LED Strobe Light With Brush Guard Post Mounted On Streetside Front Compartment Top	1
37.	Single tone back up alarm installed between the chassis frame rails at the rear of the chassis. To work in conjunction with chassis reverse drive system	1
38.	6-Way Trailer Receptacle (Pin Type) Installed At Rear	1
39.	Ford Upfitter Switches (Supplied with Chassis)	1
40.	Power Distribution Module (PDM-6) is a compact self-contained electronic system that provides a standardized interface with the chassis electrical system. (Includes Operator's Manual)	1
41.	Install secondary stowage system.	1
42.	PTO Indicator Light Installed In Cab	1

Finishing Details

43.	Powder Coat Unit Altec White	1
44.	Finish Paint Body Accessories Above Body Floor Altec White	1
45.	Altec Standard; Components mounted below frame rail shall be coated black by Altec. i.e. step bumpers, steps, frame extension, pintle hook mount, dock bumper mounts, D-rings,	1

We Wish To Thank You For Giving Us The Pleasure
And Opportunity of Serving You

UTILITY EQUIPMENT AND BODIES SINCE 1929

<u>Item</u>	<u>Description</u>	<u>Qty</u>
	receiver tubes, accessory mounts, light brackets, under-ride protection, etc. Components mounted to under side of body shall be coated black by Altec. i.e. Wheel chock holders, mud flap brackets, pad carriers, boxes, lighting brackets, steps, and ladders.	
46.	Apply Non-Skid Coating to all walking surfaces	1
47.	Apply Non-Skid Coating to Curbside Compartment Top for use as a Non-Walking Surface	1
48.	Apply Non-Skid Coating to Streetside Compartment Top for use as a Non-Walking Surface	1
49.	English Safety And Instructional Decals	1
50.	Vehicle Height Placard - Installed In Cab	1
51.	Placard, HVI-22 Hydraulic Oil	1
52.	Dielectric test unit according to ANSI requirements.	1
53.	Stability test unit according to ANSI requirements.	1
54.	DOT Certification Required. Install sticker on back window behind driver and place form in manual.	1
	33 Inverness Center Parkway Birmingham AL 35242	
	A. 33 Inverness Center Parkway, Birmingham, AL 35242	
55.	Focus Factory Build	1
56.	Globalized Per Global Rental's Specification To Include Following:	1
	A. Global Key Rings Installed on Keys	
	B. Global Decal Kit	
	C. Full Discrete Job Numbers Located on Front Streetside and Curbside Rear of Vehicle	
	D. Fuse Kit in the Manual Pouch	
	E. Completed Service Sticker Located Next to the DOT Sticker	
	F. Weight Slip	
	G. Signed/Dated Dielectric and Stability Test	
	H. Completed Unit Condition Reports	
	I. Four (4) Pictures Showing the Front, Rear, Curbside and Streetside of the Full Truck	
	J. Temp Tag	
57.	Inbound Freight	1

<u>Item</u>	<u>Description</u>	<u>Qty</u>
	<u>Chassis</u>	
58.	Altec Supplied Chassis	1
59.	2022 Model Year	1
60.	Ford F550	1
61.	4x2	1
62.	Chassis Cab	1
63.	Regular Cab	1
64.	Chassis Color - White	1
65.	Block Heater	1
66.	Snow Plow Package	1
67.	Cruise Control	1
68.	60 Clear CA (Round To Next Whole Number)	1
69.	Chassis Wheelbase Length - 145	1
70.	GVWR 18,000 LBS	1
71.	7,000 LBS Front GAWR	1
72.	13,660 LBS Rear GAWR	1
73.	Ford 6.7L Power Stroke Diesel	1
74.	Ford Torqshift 10-Speed Automatic Transmission (w/PTO Provision)	1
75.	Ford 40 Gallon Fuel Tank (Rear)	1
76.	Ford 7.2 Gallon DEF Tank (Mid Mount)	1
77.	Ford E/F250-550 Single Horizontal Right Side Exhaust	1
78.	50-State Emissions	1
79.	Clean Idle Certification	1

We Wish To Thank You For Giving Us The Pleasure
And Opportunity of Serving You

UTILITY EQUIPMENT AND BODIES SINCE 1929

<u>Item</u>	<u>Description</u>	<u>Qty</u>
80.	No Idle Engine Shut-Down Required	1
81.	Hydraulic Brakes	1
82.	Park Brake In Rear Wheels	1
83.	63C - Aft Axle Frame Extension	1
84.	98R - Operator Commanded Regeneration (OCR)	1

Additional Pricing

85.	Standard Altec Warranty: One (1) year parts warranty, one (1) year labor warranty, ninety (90) days warranty for travel charges, limited lifetime structural warranty	1
-----	---	---

Miscellaneous

86.	Global Spec Modification	1
-----	--------------------------	---

Altec Industries, Inc.

BY

Leslie J Handley

Notes: