



Purchasing Division
 2019 Washington Street East
 Post Office Box 50130
 Charleston, WV 25305-0130

State of West Virginia
 Request for Quotation
 21 - Info Technology

RECEIVED

2020 MAY 13 AM 8:46

WV PURCHASING
 DIVISION

Proc Folder: 691866

Doc Description: ADDENDUM 2 CISCO ROUTERS & SWITCHES OR EQUAL (63200125)

Proc Type: Central Contract - Fixed Amt

Date Issued	Solicitation Closes	Solicitation No	Version
2020-04-30	2020-05-13 13:30:00	CRFQ 0803 DOT2000000157	3

BID RECEIVING LOCATION

BID CLERK
 DEPARTMENT OF ADMINISTRATION
 PURCHASING DIVISION
 2019 WASHINGTON ST E
 CHARLESTON WV 25305
 US

VENDOR

Vendor Name, Address and Telephone Number:

Software Information Systems, LLC
 200 Association Drive, Suite 210
 Charleston, WV 25311
 304 768-1645

Bid 2

FOR INFORMATION CONTACT THE BUYER

Crystal G Husted
 (304) 558-2402
 crystal.g.husted@wv.gov

Signature X

[Handwritten Signature]
Charles P. Husted

FEIN #

61-1371685

DATE

5-13-2020

All offers subject to all terms and conditions contained in this solicitation

ADDITIONAL INFORMATION:

THE STATE OF WEST VIRGINIA PURCHASING DIVISION FOR THE AGENCY, WEST VIRGINIA DIVISION OF HIGHWAYS, IS SOLICITING BIDS TO ESTABLISH A CONTRACT FOR THE PURCHASE OF CISCO ROUTERS AND SWITCHES OR EQUAL PER THE ATTACHED DOCUMENTS.

QUESTIONS REGARDING THE SOLICITATION MUST BE SUBMITTED IN WRITING TO CRYSTAL.G.HUSTEAD@WV.GOV PRIOR TO THE QUESTION PERIOD DEADLINE CONTAINED IN THE INSTRUCTIONS TO VENDORS SUBMITTING BIDS

INVOICE TO		SHIP TO	
DIVISION OF HIGHWAYS INFORMATION SERVICE DIVISION 1900 KANAWHA BLVD E, BLDG 5 RM 920 CHARLESTON WV25305-0430 US		DIVISION OF HIGHWAYS INFORMATION SERVICE DIVISION 1900 KANAWHA BLVD E, BLDG 5 RM 920 CHARLESTON WV 25305-0430 US	

Line	Comm Ln Desc	Qty	Unit Issue	Unit Price	Total Price
1	3.1.1 Cisco ISR 4321 Series Chassis Bundle or Equal-Year 1	10.00000	EA	1700.00	17,000.00

Comm Code	Manufacturer	Specification	Model #
43222612	CISCO		

Extended Description :

3.1.1 CISCO ISR 4321 Series Chassis Bundle or equal with Year 1 Smart Net Coverage

INVOICE TO		SHIP TO	
DIVISION OF HIGHWAYS INFORMATION SERVICE DIVISION 1900 KANAWHA BLVD E, BLDG 5 RM 920 CHARLESTON WV25305-0430 US		DIVISION OF HIGHWAYS INFORMATION SERVICE DIVISION 1900 KANAWHA BLVD E, BLDG 5 RM 920 CHARLESTON WV 25305-0430 US	

Line	Comm Ln Desc	Qty	Unit Issue	Unit Price	Total Price
2	3.1.1 Cisco ISR 4321 Series Chassis Bundle or Equal-Year 2	10.00000	EA	included	

Comm Code	Manufacturer	Specification	Model #
43222612			

Extended Description :

3.1.1 CISCO ISR 4321 Series Chassis Bundle or equal with Year 2 Smart Net Coverage

INVOICE TO		SHIP TO	
DIVISION OF HIGHWAYS INFORMATION SERVICE DIVISION 1900 KANAWHA BLVD E, BLDG 5 RM 920 CHARLESTON WV25305-0430 US		DIVISION OF HIGHWAYS INFORMATION SERVICE DIVISION 1900 KANAWHA BLVD E, BLDG 5 RM 920 CHARLESTON WV 25305-0430 US	

Line	Comm Ln Desc	Qty	Unit Issue	Unit Price	Total Price
3	3.1.1 Cisco ISR 4321 Series Chassis Bundle or Equal-Year 3	10.00000	EA	<i>included</i>	

Comm Code	Manufacturer	Specification	Model #
43222609			

Extended Description :

3.1.1 CISCO ISR 4321 Series Chassis Bundle or equal with Year 3 Smart Net Coverage

INVOICE TO		SHIP TO	
DIVISION OF HIGHWAYS INFORMATION SERVICE DIVISION 1900 KANAWHA BLVD E, BLDG 5 RM 920 CHARLESTON WV25305-0430 US		DIVISION OF HIGHWAYS INFORMATION SERVICE DIVISION 1900 KANAWHA BLVD E, BLDG 5 RM 920 CHARLESTON WV 25305-0430 US	

Line	Comm Ln Desc	Qty	Unit Issue	Unit Price	Total Price
4	3.1.1 Cisco ISR 4321 Series Chassis Bundle or Equal-Year 4	10.00000	EA	<i>included</i>	

Comm Code	Manufacturer	Specification	Model #
43222609			

Extended Description :

3.1.1 CISCO ISR 4321 Series Chassis Bundle or equal with Year 4 Smart Net Coverage

INVOICE TO		SHIP TO	
DIVISION OF HIGHWAYS INFORMATION SERVICE DIVISION 1900 KANAWHA BLVD E, BLDG 5 RM 920 CHARLESTON WV25305-0430 US		DIVISION OF HIGHWAYS INFORMATION SERVICE DIVISION 1900 KANAWHA BLVD E, BLDG 5 RM 920 CHARLESTON WV 25305-0430 US	

Line	Comm Ln Desc	Qty	Unit Issue	Unit Price	Total Price
5	3.1.2 Cisco ISR 4331 Series Chassis Bundle or Equal-Year 1	6.00000	EA	<i>3700.00</i>	<i>22,200.00</i>

Comm Code	Manufacturer	Specification	Model #
43222609	CISCO		

Extended Description :

3.1.2 CISCO ISR 4331 Series Chassis Bundle or Equal with Year 1 Smart Net Coverage.

INVOICE TO	SHIP TO
DIVISION OF HIGHWAYS INFORMATION SERVICE DIVISION 1900 KANAWHA BLVD E, BLDG 5 RM 920 CHARLESTON WV25305-0430 US	DIVISION OF HIGHWAYS INFORMATION SERVICE DIVISION 1900 KANAWHA BLVD E, BLDG 5 RM 920 CHARLESTON WV 25305-0430 US

Line	Comm Ln Desc	Qty	Unit Issue	Unit Price	Total Price
6	3.1.2 Cisco ISR 4331 Series Chassis Bundle or Equal-Year 2	6.00000	EA	included	

Comm Code	Manufacturer	Specification	Model #
43222609			

Extended Description :

3.1.2 CISCO ISR 4331 Series Chassis Bundle or Equal with Year 2 Smart Net Coverage.

INVOICE TO	SHIP TO
DIVISION OF HIGHWAYS INFORMATION SERVICE DIVISION 1900 KANAWHA BLVD E, BLDG 5 RM 920 CHARLESTON WV25305-0430 US	DIVISION OF HIGHWAYS INFORMATION SERVICE DIVISION 1900 KANAWHA BLVD E, BLDG 5 RM 920 CHARLESTON WV 25305-0430 US

Line	Comm Ln Desc	Qty	Unit Issue	Unit Price	Total Price
7	3.1.2 Cisco ISR 4331 Series Chassis Bundle or Equal-Year 3	6.00000	EA	included	

Comm Code	Manufacturer	Specification	Model #
43222612			

Extended Description :

3.1.2 CISCO ISR 4331 Series Chassis Bundle or equal with Year 3 Smart Net coverage

INVOICE TO		SHIP TO	
DIVISION OF HIGHWAYS INFORMATION SERVICE DIVISION 1900 KANAWHA BLVD E, BLDG 5 RM 920 CHARLESTON WV25305-0430 US		DIVISION OF HIGHWAYS INFORMATION SERVICE DIVISION 1900 KANAWHA BLVD E, BLDG 5 RM 920 CHARLESTON WV 25305-0430 US	

Line	Comm Ln Desc	Qty	Unit Issue	Unit Price	Total Price
8	3.1.2 Cisco ISR 4331 Series Chassis Bundle or Equal-Year 4	6.00000	EA	<i>1200.00</i>	

Comm Code	Manufacturer	Specification	Model #
43222612			

Extended Description :
 3.1.2 CISCO ISR 4331 Series Chassis Bundle or equal with Year 4 Smart Net coverage

INVOICE TO		SHIP TO	
DIVISION OF HIGHWAYS INFORMATION SERVICE DIVISION 1900 KANAWHA BLVD E, BLDG 5 RM 920 CHARLESTON WV25305-0430 US		DIVISION OF HIGHWAYS INFORMATION SERVICE DIVISION 1900 KANAWHA BLVD E, BLDG 5 RM 920 CHARLESTON WV 25305-0430 US	

Line	Comm Ln Desc	Qty	Unit Issue	Unit Price	Total Price
9	3.1.3 Cisco ISR 1101 Series Port Router or Equal-Year 1	55.00000	EA	<i>1000.00</i>	<i>55,000.00</i>

Comm Code	Manufacturer	Specification	Model #
43222609	<i>CISCO</i>		

Extended Description :
 3.1.3 Cisco ISR 1101 4 port router or equal with Year 1 Smart Net Coverage

INVOICE TO		SHIP TO	
DIVISION OF HIGHWAYS INFORMATION SERVICE DIVISION 1900 KANAWHA BLVD E, BLDG 5 RM 920 CHARLESTON WV25305-0430 US		DIVISION OF HIGHWAYS INFORMATION SERVICE DIVISION 1900 KANAWHA BLVD E, BLDG 5 RM 920 CHARLESTON WV 25305-0430 US	

Line	Comm Ln Desc	Qty	Unit Issue	Unit Price	Total Price
10	3.1.3 Cisco ISR 1101 Series Port Router or Equal-Year 2	55.00000	EA	<i>1200.00</i>	

Comm Code	Manufacturer	Specification	Model #
43222609			

Extended Description :

3.1.3 Cisco ISR 1101 4 port router or equal with Year 2 Smart Net Coverage

INVOICE TO	SHIP TO
DIVISION OF HIGHWAYS INFORMATION SERVICE DIVISION 1900 KANAWHA BLVD E, BLDG 5 RM 920 CHARLESTON WV25305-0430 US	DIVISION OF HIGHWAYS INFORMATION SERVICE DIVISION 1900 KANAWHA BLVD E, BLDG 5 RM 920 CHARLESTON WV 25305-0430 US

Line	Comm Ln Desc	Qty	Unit Issue	Unit Price	Total Price
11	3.1.3 Cisco ISR 1101 Series Port Router or Equal-Year 3	55.00000	EA	<i>incl. 1-1</i>	

Comm Code	Manufacturer	Specification	Model #
43222609			

Extended Description :

3.1.3 Cisco ISR 1101 4 port router or equal with Year 3 Smart Net Coverage

INVOICE TO	SHIP TO
DIVISION OF HIGHWAYS INFORMATION SERVICE DIVISION 1900 KANAWHA BLVD E, BLDG 5 RM 920 CHARLESTON WV25305-0430 US	DIVISION OF HIGHWAYS INFORMATION SERVICE DIVISION 1900 KANAWHA BLVD E, BLDG 5 RM 920 CHARLESTON WV 25305-0430 US

Line	Comm Ln Desc	Qty	Unit Issue	Unit Price	Total Price
12	3.1.3 Cisco ISR 1101 Series Port Router or Equal-Year 4	55.00000	EA	<i>incl. 1-1</i>	

Comm Code	Manufacturer	Specification	Model #
43222609			

Extended Description :

3.1.3 Cisco ISR 1101 4 port router or equal with Year 4 Smart Net Coverage

INVOICE TO		SHIP TO	
DIVISION OF HIGHWAYS INFORMATION SERVICE DIVISION 1900 KANAWHA BLVD E, BLDG 5 RM 920 CHARLESTON WV25305-0430 US		DIVISION OF HIGHWAYS INFORMATION SERVICE DIVISION 1900 KANAWHA BLVD E, BLDG 5 RM 920 CHARLESTON WV 25305-0430 US	

Line	Comm Ln Desc	Qty	Unit Issue	Unit Price	Total Price
13	3.1.4 Cisco Extreme Networks 12 Port Switch or Equal	90.00000	EA	800.00	72,000.00

Comm Code	Manufacturer	Specification	Model #
43222609	Cisco		

Extended Description :

3.1.4 Cisco Extreme Networks 12 Port Switch or Equal

INVOICE TO		SHIP TO	
DIVISION OF HIGHWAYS INFORMATION SERVICE DIVISION 1900 KANAWHA BLVD E, BLDG 5 RM 920 CHARLESTON WV25305-0430 US		DIVISION OF HIGHWAYS INFORMATION SERVICE DIVISION 1900 KANAWHA BLVD E, BLDG 5 RM 920 CHARLESTON WV 25305-0430 US	

Line	Comm Ln Desc	Qty	Unit Issue	Unit Price	Total Price
17	3.1.5 Cisco Extreme Networks 48 Port Switch or Equal	70.00000	EA	2500.00	175,000.00

Comm Code	Manufacturer	Specification	Model #
43222609	Cisco		

Extended Description :

3.1.5 Cisco Extreme Networks 48 Port Switch or Equal

INVOICE TO		SHIP TO	
DIVISION OF HIGHWAYS INFORMATION SERVICE DIVISION 1900 KANAWHA BLVD E, BLDG 5 RM 920 CHARLESTON WV25305-0430 US		DIVISION OF HIGHWAYS INFORMATION SERVICE DIVISION 1900 KANAWHA BLVD E, BLDG 5 RM 920 CHARLESTON WV 25305-0430 US	

Line	Comm Ln Desc	Qty	Unit Issue	Unit Price	Total Price
21	3.1.6 Cisco Extreme Networks 24 Port Switch or Equal	15.00000	EA	1400.00	21,000.00

Cisco

Comm Code	Manufacturer	Specification	Model #
43222609	CISCO		

Extended Description :

3.1.6 Cisco Extreme Networks 24 Port Switch or Equal

SCHEDULE OF EVENTS

<u>Line</u>	<u>Event</u>	<u>Event Date</u>
1	VENDOR QUESTION DEADLINE	2020-04-24

ADDENDUM ACKNOWLEDGEMENT FORM
SOLICITATION NO.: DOT2000000157

Instructions: Please acknowledge receipt of all addenda issued with this solicitation by completing this addendum acknowledgment form. Check the box next to each addendum received and sign below. Failure to acknowledge addenda may result in bid disqualification.

Acknowledgment: I hereby acknowledge receipt of the following addenda and have made the necessary revisions to my proposal, plans and/or specification, etc.

Addendum Numbers Received:

(Check the box next to each addendum received)

- | | |
|--|--|
| <input checked="" type="checkbox"/> Addendum No. 1 | <input type="checkbox"/> Addendum No. 6 |
| <input checked="" type="checkbox"/> Addendum No. 2 | <input type="checkbox"/> Addendum No. 7 |
| <input type="checkbox"/> Addendum No. 3 | <input type="checkbox"/> Addendum No. 8 |
| <input type="checkbox"/> Addendum No. 4 | <input type="checkbox"/> Addendum No. 9 |
| <input type="checkbox"/> Addendum No. 5 | <input type="checkbox"/> Addendum No. 10 |

I understand that failure to confirm the receipt of addenda may be cause for rejection of this bid. I further understand that any verbal representation made or assumed to be made during any oral discussion held between Vendor's representatives and any state personnel is not binding. Only the information issued in writing and added to the specifications by an official addendum is binding.

Software Informatics Systems, LLC
Company
Charles D. Arritt
Authorized Signature
5-13-2020
Date

NOTE: This addendum acknowledgment should be submitted with the bid to expedite document processing.
Revised 6/8/2012

DESIGNATED CONTACT: Vendor appoints the individual identified in this Section as the Contract Administrator and the initial point of contact for matters relating to this Contract.

Charles D. Arnett, Sr. Client Executive
(Name, Title)

(Printed Name and Title)

20c Associates, DL Charlotte, WV 25311
(Address)

304 768-1645 Fax 304 768-1671
(Phone Number) / (Fax Number)

(Phone Number) / (Fax Number)

carnett@thinksis.com
(email address)

CERTIFICATION AND SIGNATURE: By signing below, or submitting documentation through wvOASIS, I certify that I have reviewed this Solicitation in its entirety; that I understand the requirements, terms and conditions, and other information contained herein; that this bid, offer or proposal constitutes an offer to the State that cannot be unilaterally withdrawn; that the product or service proposed meets the mandatory requirements contained in the Solicitation for that product or service, unless otherwise stated herein; that the Vendor accepts the terms and conditions contained in the Solicitation, unless otherwise stated herein; that I am submitting this bid, offer or proposal for review and consideration; that I am authorized by the vendor to execute and submit this bid, offer, or proposal, or any documents related thereto on vendor's behalf; that I am authorized to bind the vendor in a contractual relationship; and that to the best of my knowledge, the vendor has properly registered with any State agency that may require registration.

Software Interim Systems LLC
(Company)

Charles D. Arnett Sr. Client Executive
(Authorized Signature) (Representative Name, Title)

Charles D. Arnett Sr. Client Executive
(Printed Name and Title of Authorized Representative)

5-13-2020
(Date)

304 768-1645 Fax 304 768-1671
(Phone Number) (Fax Number)

STATE OF WEST VIRGINIA
Purchasing Division

PURCHASING AFFIDAVIT

CONSTRUCTION CONTRACTS: Under W. Va. Code § 5-22-1(i), the contracting public entity shall not award a construction contract to any bidder that is known to be in default on any monetary obligation owed to the state or a political subdivision of the state, including, but not limited to, obligations related to payroll taxes, property taxes, sales and use taxes, fire service fees, or other fines or fees.

ALL CONTRACTS: Under W. Va. Code §5A-3-10a, no contract or renewal of any contract may be awarded by the state or any of its political subdivisions to any vendor or prospective vendor when the vendor or prospective vendor or a related party to the vendor or prospective vendor is a debtor and: (1) the debt owed is an amount greater than one thousand dollars in the aggregate; or (2) the debtor is in employer default.

EXCEPTION: The prohibition listed above does not apply where a vendor has contested any tax administered pursuant to chapter eleven of the W. Va. Code, workers' compensation premium, permit fee or environmental fee or assessment and the matter has not become final or where the vendor has entered into a payment plan or agreement and the vendor is not in default of any of the provisions of such plan or agreement.

DEFINITIONS:

"Debt" means any assessment, premium, penalty, fine, tax or other amount of money owed to the state or any of its political subdivisions because of a judgment, fine, permit violation, license assessment, defaulted workers' compensation premium, penalty or other assessment presently delinquent or due and required to be paid to the state or any of its political subdivisions, including any interest or additional penalties accrued thereon.

"Employer default" means having an outstanding balance or liability to the old fund or to the uninsured employers' fund or being in policy default, as defined in W. Va. Code § 23-2c-2, failure to maintain mandatory workers' compensation coverage, or failure to fully meet its obligations as a workers' compensation self-insured employer. An employer is not in employer default if it has entered into a repayment agreement with the Insurance Commissioner and remains in compliance with the obligations under the repayment agreement.

"Related party" means a party, whether an individual, corporation, partnership, association, limited liability company or any other form or business association or other entity whatsoever, related to any vendor by blood, marriage, ownership or contract through which the party has a relationship of ownership or other interest with the vendor so that the party will actually or by effect receive or control a portion of the benefit, profit or other consideration from performance of a vendor contract with the party receiving an amount that meets or exceeds five percent of the total contract amount.

AFFIRMATION: By signing this form, the vendor's authorized signer affirms and acknowledges under penalty of law for false swearing (W. Va. Code §61-5-3) that: (1) for construction contracts, the vendor is not in default on any monetary obligation owed to the state or a political subdivision of the state, and (2) for all other contracts, that neither vendor nor any related party owe a debt as defined above and that neither vendor nor any related party are in employer default as defined above, unless the debt or employer default is permitted under the exception above.

WITNESS THE FOLLOWING SIGNATURE:

Vendor's Name: Software Technology Systems LLC

Authorized Signature: [Signature] Date: 5-11-2020


State of West Virginia

County of Kanawha, to-wit:

Taken, subscribed, and sworn to before me this 11 day of May, 2020

My Commission expires Dec 9, 2021

AFFIX SEAL HERE



NOTARY PUBLIC


[Signature]

EXHIBIT A - PRICING PAGE

CRFQ DOT2000000157

TOTAL EQUIPMENT PRICE

LOCATION - BUILDING 5, ROOM A-920 CHARLESTON, WV 25305

Item Number	Quantity	Description	Unit Price	Smart Net Year 1	Smart Net Year 2	Smart Net Year 3	Smart Net Year 4	TOTAL COST
3.1.1	10	Cisco ISR 4321 Series Chassis Bundle item number ISR4321/K9 (Cisco ISR 4321 (2GE, 2NIM, 4G FLASH, 4G DRAM, IPB)) Router or equal with (4) years Smart Net or equal	\$1,700.00	included	included	included	included	\$17,000.00
3.1.2	6	Cisco ISR 4331 Series Chassis Bundle item number ISR4331/K9 (Cisco ISR 4331 (3GE, 2NIM, 1SM, 4G FLASH, 4G DRAM, IPB)) Router or equalwith (4) Years Smart Net or equal	\$3,700.00	included	included	included	included	\$22,200.00
3.1.3	55	Cisco ISR 1101 4 Ports GE Ethernet WAN Router, item number C1101-4P or equal. with (4) years Smart Net or equal	\$1,000.00	included	included	included	included	\$55,000.00
3.1.4	90	CISCO CATALYST 3560-CX 12 PORT POE, 10G UPLINKS IP BASE	\$800.00					\$72,000.00
3.1.5	70	CATALYST 9200L 48-PORT POE+, 4 X 10G, NETWORK ESSENTIALS	\$2,500.00					\$175,000.00
3.1.6	15	CATALYST 9200L 24-PORT POE+, 4 X 10G, NETWORK ESSENTIALS	\$1,400.00					\$21,000.00
Total Bid Amount								\$362,200.00



Data Sheet
Cisco public

Cisco Catalyst 9200 Series Switches

Contents

Product overview	3
Features and benefits	4
Software	12
Licensing	16
Specifications	18
Warranty	28
Ordering	29
Cisco environmental sustainability	37
Cisco Capital	37
Document history	38

Extend intent-based networking everywhere

Cisco® Catalyst® 9200 Series switches extend the power of intent-based networking and Catalyst 9000 hardware and software innovation to a broader set of deployments. With its family pedigree, **Catalyst 9200 Series switches offer simplicity without compromise – it is secure, always on, and IT simplified.**

As foundational building blocks for the Cisco Digital Network Architecture, Catalyst 9200 Series switches help customers simplify complexity, optimize IT, and reduce operational costs by leveraging intelligence, automation and human expertise that no other vendor can deliver regardless of where you are in the intent-based networking journey.

Catalyst 9200 Series switches provide security features that protect the integrity of the hardware as well as the software and all data that flows through the switch. It provides resiliency that keeps your business up and running seamlessly. Combine that with open APIs of Cisco IOS XE and programmability of the UADP ASIC technology, Catalyst 9200 Series switches give you what you need now with investment protection on future innovations.

With full PoE+ capability, power and fan redundancy, stacking bandwidth up to 160 Gbps, modular uplinks, Layer 3 feature support, and cold patching, Catalyst 9200 Series switches are the industry's unparalleled solution with differentiated resiliency and progressive architecture for cost-effective branch-office access.

Product overview

Product highlights

- Up to 48 ports of full **Power over Ethernet Plus (PoE+)** capability
- Resiliency with **Field-Replaceable Units (FRU)** and redundant power supply, fans, and modular uplinks
- Flexible downlink options with data, PoE+ or mGig
- Operational efficiency with optional **backplane stacking**, supporting stacking bandwidth up to 160 Gbps
- **UADP 2.0 Mini** with integrated CPU offers customers optimized scale with better cost structure
- Enhanced security with AES-128 **MACsec** encryption, **policy-based segmentation, and trustworthy systems**
- **Layer 3** capabilities, including OSPF, EIGRP, ISIS, RIP, and routed access
- Advanced network monitoring using **Full Flexible NetFlow**
- **Cisco Software-Defined Access (SD-Access)**:
 - Simplified operations and deployment with policy-based automation from edge to cloud managed with **Cisco Identity Services Engine (ISE)**
 - Network assurance and improved resolution time through Cisco DNA Center
- **Plug and Play (PnP)** enabled: A simple, secure, unified, and integrated offering to ease new branch or campus device rollouts or updates to an existing network

- **Cisco IOS XE:** A Common Licensing based operating system for the enterprise Cisco Catalyst 9000 product family with support for model-driven programmability and streaming telemetry
- ASIC with programmable pipeline and micro-engine capabilities, along with template-based, configurable allocation of Layer 2 and Layer 3 forwarding, Access Control Lists (ACLs), and Quality of Service (QoS) entries

Features and benefits

Platform details

Switch models and configurations

Models	FRU Power Supply	FRU Fans	Modular Uplinks	Stacking Bandwidth Support	SD-Access Support ¹
Modular uplink models (C9200 Enhanced VN SKUs)	✓	✓	✓	160 Gbps	Yes (32 Virtual Networks)²
Modular uplink models (C9200 SKUs)	✓	✓	✓	160 Gbps	Yes (4 Virtual Networks)
Fixed uplink Models (C9200L SKUs)	✓	X	X	80 Gbps	Limited (1 Virtual Network)

¹ Catalyst 9200 standalone and stack can support 25 Access Tunnels (for fabric enabled APs). Note: Over the top fabric deployments eventually migrating to fabric wireless architecture should consider this limit during design/deployment

² Catalyst 9200-24PB-A, C9200-48PB-A PIDs supports 32 Virtual Networks. These skus cannot be stacked with C9200 SKUs with 4VNs

The Cisco Catalyst 9200 Series is made up of modular (C9200) and fixed (C9200L) switch models.



Figure 1.
Cisco Catalyst 9200 Series switches

Table 1. Cisco Catalyst 9200 Series Switch configurations

Switch model	Downlinks total 10/100/1000 or PoE+ copper ports	Uplink configuration	Default primary AC power supply	Fans
Modular uplink models				
C9200-24T	24 ports data	Modular uplink options	PWR-C5-125WAC	FRU redundant
C9200-24P	24 ports full PoE+	Modular uplink options	PWR-C5-600WAC	FRU redundant
C9200-24PB	24 ports full PoE+	Modular uplink options	PWR-C6-600WAC	FRU redundant
C9200-24PXG	24 ports full PoE+ (8 mGig ports up to 10G, 16 ports up to 1G)	Modular uplink options	PWR-C6-600WAC	FRU redundant
C9200-48T	48 ports data	Modular uplink options	PWR-C5-125WAC	FRU redundant
C9200-48P	48 ports full PoE+	Modular uplink options	PWR-C5-1KWAC	FRU redundant
C9200-48PB	48 ports full PoE+	Modular uplink options	PWR-C6-1KWAC	FRU redundant
C9200-48PXG	48 ports full PoE+ (8 mGig ports up to 10G, 40 ports up to 1G)	Modular uplink options	PWR-C6-1KWAC	FRU redundant
Fixed uplink models				
C9200L-24T-4G	24 ports data	4x 1G fixed uplinks	PWR-C5-125WAC	Fixed redundant
C9200L-24P-4G	24 ports full PoE+	4x 1G fixed uplinks	PWR-C5-600WAC	Fixed redundant
C9200L-48T-4G	48 ports data	4x 1G fixed uplinks	PWR-C5-125WAC	Fixed redundant
C9200L-48P-4G	48 ports full POE+	4x 1G fixed uplinks	PWR-C5-1KWAC	Fixed redundant
C9200L-24T-4X	24 ports data	4x 10G fixed uplinks	PWR-C5-125WAC	Fixed redundant
C9200L-24P-4X	24 ports full PoE+	4x 10G fixed uplinks	PWR-C5-600WAC	Fixed redundant
C9200L-48T-4X	48 ports data	4x 10G fixed uplinks	PWR-C5-125WAC	Fixed redundant
C9200L-48P-4X	48 ports full PoE+	4x 10G fixed uplinks	PWR-C5-1KWAC	Fixed redundant
C9200L-24PXG-4X	24 ports full PoE+ (8 mGig ports up to 10G, 16 ports up to 1G)	4x 10G fixed uplinks	PWR-C5-600WAC	Fixed redundant
C9200L-48PXG-4X	48 ports full POE+ (12 mGig ports up to 10G, 36 ports up to 1G)	4x 10G fixed uplinks	PWR-C5-1KWAC	Fixed redundant
C9200L-24PXG-2Y	24 ports full PoE+ (8 mGig ports up to 10G, 16 ports up to 1G)	2x 25G fixed uplinks	PWR-C5-600WAC	Fixed redundant
C9200L-48PXG-2Y	48 ports full POE+ (8 mGig ports up to 10G, 40 ports up to 1G)	2x 25G fixed uplinks	PWR-C5-1KWAC	Fixed redundant

Network modules

Cisco Catalyst 9200 Series switches come with modular or fixed uplinks as indicated in Table 1. With modular SKUs, the field-replaceable network modules provide infrastructure investment protection by allowing a nondisruptive migration from 1G to 10G and beyond. When you purchase the switch, you can choose from the network modules described in Table 2.



Figure 2.
Cisco Catalyst 9200 Series Switch network modules

Table 2. Network module part numbers and descriptions

Network module	Description
C9200-NM-2Y ¹	2 x 25G Network Module
C9200-NM-2Q ¹	2 x 40G Network Module
C9200-NM-4G	4x 1G network module
C9200-NM-4X	4x 1G/10G network module
C9200-NM-BLANK	No network module

¹ Supported only on C9200-24PXG, C9200-48PXG

For additional details, please read our FAQ:

<https://www.cisco.com/c/dam/en/us/products/collateral/switches/catalyst-9000/nb-09-cat-9k-faq-cte-en.pdf>.

Platform resiliency

Power supplies

Cisco Catalyst 9200 Series switches support dual field-replaceable power supplies (Figure 3). Each switch ships with one default power supply, and a second identical power supply can be purchased with the initial order or can be added at a later time. The second power supply can provide redundancy or additional power to PoE+ ports as needed.

Intelligent PoE+

- **IEEE 802.3at PoE+ (up to 30W per port)** is supported on Cisco Catalyst 9200 Series switches to lower the total cost of ownership for deployments that incorporate Cisco IP phones, Cisco Aironet® wireless access points, or other standards-compliant PoE+ end devices. PoE+ removes the need to supply wall power to PoE-enabled devices and eliminates the cost of adding electrical cabling and circuits that would otherwise be necessary in IP phone and WLAN deployments. With Cisco Catalyst 9200 Series switches, PoE+ power allocation is dynamic, and power mapping scales up to a maximum of 1440W of PoE+ power.
- **Perpetual PoE** is supported on Cisco Catalyst 9200 Series switches, and maintains the PoE+ power during a switch reload. This is important for critical endpoints such as medical devices and for Internet of Things (IoT) endpoints such as PoE-powered lights, so that there is no disruption during a switch reboot.
- **Fast PoE:** When power is restored to a switch, Fast PoE starts delivering power to endpoints without waiting for the operating system to fully load, thereby speeding up the time for the endpoint to start up.



Figure 3.
Cisco Catalyst 9200 Series Switch dual redundant power supplies

Table 3 lists the PoE+ power availability for each model.

Table 3. PoE+ Power with primary and secondary power supplies

Model	Default primary power supply	Available PoE power with single primary power supply only [*]	Optional secondary power supply	Available PoE power with additional secondary power supply [*]
C9200-24P	PWR-C5-600WAC	370W	PWR-C5-600WAC / PWR-C6-600WAC	740W
C9200-24PB	PWR-C6-600WAC	370W	PWR-C6-600WAC	740W
C9200-24PXG	PWR-C6-600WAC	370W	PWR-C6-600WAC	740W
C9200-48P	PWR-C5-1KWAC	740W	PWR-C5-1KWAC / PWR-C6-1KWAC	1440W
C9200-48PB	PWR-C6-1KWAC	740W	PWR-C6-1KWAC	1440W
C9200-48PXG	PWR-C6-1KWAC	740W	PWR-C6-1KWAC	1440W
C9200L-24P-4G	PWR-C5-600WAC	370W	PWR-C5-600WAC	740W
C9200L-24P-4X	PWR-C5-600WAC	370W	PWR-C5-600WAC	740W
C9200L-48P-4G	PWR-C5-1KWAC	740W	PWR-C5-1KWAC	1440W
C9200L-48P-4X	PWR-C5-1KWAC	740W	PWR-C5-1KWAC	1440W
C9200L-24PXG-4X	PWR-C5-600WAC	370W	PWR-C5-600WAC	740W
C9200L-48PXG-4X	PWR-C5-1KWAC	740W	PWR-C5-1KWAC	1440W
C9200L-24PXG-2Y	PWR-C5-600WAC	370W	PWR-C5-600WAC	740W
C9200L-48PXG-2Y	PWR-C5-1KWAC	740W	PWR-C5-1KWAC	1440W

^{*} Limited by port number and port rating (for example, 24 PoE+ 30W ports = 720W)

Stacking

Cisco Catalyst 9200 Series switch models are designed for stacking switches as a single virtual switch, enabling customers to have a single management plane and control plane for up to 384 access ports.

Table 4 lists the supported stacking options.

Table 4. Supported stacking options

Model	Stacking support	Stacking bandwidth support	Stacking hardware	Number of members	Supported stack members
Modular models (C9200 SKUs)	StackWise®-160	160 Gbps	C9200-STACK-KIT	8	Other C9200 models with same license level

Model	Stacking support	Stacking bandwidth support	Stacking hardware	Number of members	Supported stack members
Fixed models (C9200L SKUs)	StackWise-80	80 Gbps	C9200L-STACK-KIT	8	Other C9200L models with same license level

Mixed stacking is **not supported**. You cannot stack fixed (C9200L SKUs) with modular (C9200 SKUs) models, or other Catalyst switches, e.g. Cisco Catalyst 2960-X and 2960-XR Series.

The optional StackWise-160 and StackWise-80 kits consist of two adapters and a stacking cable. The default stacking cable is 0.5 m, but options of 1 m and 3 m are also available. Table 5 lists the stacking accessories.

Table 5. Stacking accessories

Model	Description
C9200-STACK-KIT	Stack kit for C9200 SKUs only: Two data stack adapters and one data stack cable
C9200L-STACK-KIT	Stack kit for C9200L SKUs only: Two data stack adapters and one data stack cable
STACK-T4-50CM	Data stack 50 cm cable (default cable with Stack Kit)
STACK-T4-1M	Data stack 1 m cable
STACK T4-3M	Data stack 3 m cable




Figure 4. Cisco Catalyst 9200 Series Switch stacked units

Fan

Cisco Catalyst 9200 Series switches also come with dual fans and support redundancy. Cisco Catalyst 9200 Series switches support redundancy with dual fans. On the C9200 SKUs, the fan units are field-replaceable, whereas on the fixed C9200L SKUs, the fan units are fixed. Table 5 lists the fan module part number.

Table 6. Fan modules

Model	Description
C9200-FAN=	Fan module

Performance and scalability

Table 7 lists performance and scalability metrics for Cisco Catalyst 9200 Series switches. Table 8 lists the bandwidth specifications.

Table 7. Performance specifications

Description	C9200-24T, C9200-24P, C9200-48T, C9200-48P, C9200-24PB, C9200-48PB, C9200-24PXG, C9200-48PXG	C9200L-24T-4G, C9200L-24P-4G, C9200L-48T-4G, C9200L-48P-4G, C9200L-24T-4X, C9200L-24P-4X, C9200L-48T-4X, C9200L-48P-4X, C9200L-24PXG-4X, C9200L-48PXG-4X, C9200L-24PXG-2Y, C9200L-24PXG-4X
Virtual Networks	4 for C9200-24T, C9200-24P, C9200-48T, C9200-48P, C9200-24PXG, C9200-48PXG 32 for C9200-24PB, C9200-48PB	1
Stacking bandwidth	160 Gbps	80 Gbps
Total number of MAC addresses	32,000	16,000
Total number of IPv4 routes (ARP plus learned routes)	14,000 (10,000 direct routes and 4,000 indirect routes)	11,000 (8,000 direct routes and 3,000 indirect routes)
IPv4 routing entries	4,000	3,000
IPv6 routing entries	2,000	1,500
Multicast routing scale	1,000	1,000
QoS scale entries	1,000	1,000
ACL scale entries	1,600	1,500
Packet buffer per SKU	6 MB buffers for 24- or 48-port Gigabit Ethernet models, 12 MB buffers for 24 or 48 port multigigabit models	6 MB buffers for 24- or 48-port Gigabit Ethernet models, 12 MB buffers for 24 or 48 port multigigabit models
Flexible NetFlow (FNF) entries	16,000 flows on 24- and 48-port Gigabit Ethernet models, 32,000 flows on 24 or 48 port multigigabit models	16,000 flows on 24- and 48-port Gigabit Ethernet models, 32,000 flows on 24 or 48 port multigigabit models
DRAM	4 GB	2 GB
Flash	4 GB	4 GB
VLAN IDs	4096	4096
Total Switched Virtual Interfaces (SVIs)	1000	512
Jumbo frames	9198 bytes	9198 bytes
Wireless bandwidth per switch	Up to 48 Gbps on 24-port and 48-port Gigabit Ethernet model	N/A

Description	C9200-24T, C9200-24P, C9200-48T, C9200-48P, C9200-24PB, C9200-48PB, C9200-24PXG, C9200-48PXG	C9200L-24T-4G, C9200L-24P-4G, C9200L-48T-4G, C9200L-48P-4G, C9200L-24T-4X, C9200L-24P-4X, C9200L-48T-4X, C9200L-48P-4X, C9200L-24PXG-4X, C9200L-48PXG-4X, C9200L-24PXG-2Y, C9200L-24PXG-4X
iP SGT binding scale	8K	10K
Number of IPv4 bindings	8K	10K
Number of SGT/DGT policies	2K	2K
Number of SXP Sessions	200	200

Table 8. Bandwidth specifications

Description	Switching capacity	Switch capacity with Stacking	Forwarding rate	Forwarding rate with Stacking
C9200-24T	128 Gbps	288 Gbps	95.23 Mpps	214 Mpps
C9200-24P	128 Gbps	288 Gbps	95.23 Mpps	214 Mpps
C9200-24PB	128 Gbps	288 Gbps	95.23 Mpps	214 Mpps
C9200-24PXG	352 Gbps	532 Gbps	261.90 Mpps	395 Mpps
C9200-48T	176 Gbps	336 Gbps	130.95 Mpps	250 Mpps
C9200-48P	176 Gbps	336 Gbps	130.95 Mpps	250 Mpps
C9200-48PB	176 Gbps	336 Gbps	130.95 Mpps	250 Mpps
C9200-48PXG	400 Gbps	580 Gbps	297.61 Mpps	431 Mpps
C9200L-24T-4G	56 Gbps	136 Gbps	41.66 Mpps	101 Mpps
C9200L-24P-4G	56 Gbps	136 Gbps	41.66 Mpps	101 Mpps
C9200L-48T-4G	104 Gbps	184 Gbps	77.38 Mpps	137 Mpps
C9200L-48P-4G	104 Gbps	184 Gbps	77.38 Mpps	137 Mpps
C9200L-24T-4X	128 Gbps	208 Gbps	95.23 Mpps	155 Mpps
C9200L-24P-4X	128 Gbps	208 Gbps	95.23 Mpps	155 Mpps
C9200L-48T-4X	176 Gbps	256 Gbps	130.95 Mpps	190 Mpps
C9200L-48P-4X	176 Gbps	256 Gbps	130.95 Mpps	190 Mpps
C9200L-24PXG-4X	272 Gbps	352 Gbps	214.28 Mpps	262 Mpps
C9200L-24PXG-2Y	292 Gbps	372 Gbps	229.16 Mpps	277 Mpps

Description	Switching capacity	Switch capacity with Stacking	Forwarding rate	Forwarding rate with Stacking
C9200L-48PXG-4X	392 Gbps	472 Gbps	291.66 Mpps	351 Mpps
C9200L-48PXG-2Y	340 Gbps	420 Gbps	252.97 Mpps	313 Mpps

* Measured with 64 byte packets

Software

Platform software benefits

Cisco IOS XE

Cisco IOS XE Software opens a completely new paradigm in network configuration, operation, and monitoring through network automation. Cisco's automation solution is open, standards-based, and extensible across the entire lifecycle of a network device. The various automation mechanisms are outlined below.

- **Automated device provisioning** is the ability to automate the process of upgrading software images and installing configuration files on Cisco Catalyst switches when they are being deployed in the network for the first time. Cisco provides turnkey solutions such as Plug and Play and Preboot Execution Environment (PXE) that enable an effortless and automated deployment.
- **API-driven configuration** is available with modern network switches such as Cisco Catalyst 9200 Series switches. It supports a wide range of automation features and provides robust open APIs over NETCONF and RESTCONF using YANG data models for external tools, both off the shelf and custom built, to automatically provision network resources.
- **Granular visibility** enables model-driven telemetry to stream data from a switch to a destination. The data to be streamed is identified through subscription to a data set in a YANG model. The subscribed data set is streamed to the destination at specified intervals. Additionally, Cisco IOS XE enables the push model. It provides near-real-time monitoring of the network, leading to quick detection and rectification of failures.
- **Seamless software upgrades and patching** supports OS resilience. On Cisco Catalyst 9200 Series switches Cisco IOS XE supports cold patching with reboot, which provides fixes for critical bugs and security vulnerabilities between regular maintenance releases. This support lets you add patches without having to wait for the next maintenance release. Cold patching requires the switch to be rebooted after patching to allow the changes to take effect.
- **Trustworthy solutions built with Cisco Trust Anchor Technologies** provide a highly secure foundation for Cisco products. With Cisco Catalyst 9200 Series switches, these technologies enable hardware and software authenticity assurance for supply chain trust and strong mitigation against man-in-the-middle attacks that compromise software and firmware. Trust Anchor capabilities include image signing, Secure Boot, and Cisco Trust Anchor module.

-
- **High availability:** Cisco Catalyst 9200 Series switches support high-availability features, including the following:
 - Cross-stack EtherChannel provides the ability to configure Cisco EtherChannel technology across different members of the stack for high resiliency.
 - IEEE 802.1s Multiple Spanning Tree Protocol (MSTP) provides rapid spanning tree convergence independent of spanning tree timers and also offers the benefit of Layer 2 load balancing and distributed processing.
 - Per-VLAN Rapid Spanning Tree (PVRST+) allows rapid spanning tree (IEEE 802.1w) reconvergence on a per-VLAN spanning tree basis, providing simpler configuration than MSTP. In both MSTP and PVRST+ modes, stacked units behave as a single spanning tree node.
 - Switch-port auto-recovery (“err-disable” recovery) automatically attempts to reactivate a link that is disabled because of a network error.

The Foundation of Software-Defined Access

Secure Segmentation with SD-Access

The enterprise network lies at the heart of digital transformation. A network that is open, programmable, integrated, and secure maximizes business agility, allowing new business opportunities to be pursued and captured.

Cisco DNA with SD-Access is the network fabric that powers business. It is an open and extensible software-driven architecture that accelerates and simplifies your enterprise network operations. The programmable architecture frees your IT staff from time-consuming, repetitive network configuration tasks so they can focus instead on innovation that positively transforms your business. SD-Access enables policy-based automation from edge to cloud with foundational capabilities. These include:

- Simplified device deployment
- Unified management of wired and wireless networks
- Network virtualization and segmentation
- Group-based policies
- Context-based analytics
- **SD-Access:** Cisco Catalyst 9200 Series switches are the entry-level devices for SD-Access, Cisco’s lead enterprise architecture, with policy-based automation from edge to cloud.
 - Simplified segmentation and micro-segmentation, with predictable performance and scalability
 - Automation through Cisco DNA Center
 - Policy handled through the Cisco Identity Services Engine (ISE)
 - Faster launch of new business services and significantly improved issue resolution time

- **Assurance**

- Full network visibility and monitoring
- End-to-end Quality of Experience (QoE)
- Fast issue resolution and network remediation
- Plug and Play (PnP) enabled: A simple, secure, unified, and integrated offering to ease new branch or campus device rollouts or updates to an existing network

Cloud Security

- **Umbrella Integration:**

Small to midsize networks reliant on managed service providers can now host Cisco Umbrella agent directly on their Catalyst 9200 series switches. This allows the business to easily customize their DNS filtering policies to prevent BYOD or IoT guest or corporate users from accessing malicious or inappropriate websites, without having to rely on the MSP to push the policies out. It also lets them optimize use of bandwidth by allowing direct cloud access for trusted apps. Requires DNA-Advantage License and Umbrella License per device.

Full Flexible NetFlow

- **Full Flexible NetFlow (FNF):** Cisco IOS FNF is the next generation in flow visibility technology. It enables optimization of the network infrastructure, reduces operation costs, and improves capacity planning and security incident detection with increased flexibility and scalability. Catalyst 9200 Series switches are capable of up to 16,000 flow entries on 48-port and 24 port models.

QoS

- **Superior QoS:** Cisco Catalyst 9200 Series switches offer Gigabit Ethernet speeds with intelligent services that keep traffic flowing smoothly, even at 10 times the normal network speed. Industry-leading mechanisms for cross-stack marking, classification, and scheduling deliver superior performance for data, voice, and video traffic at wire speed. Superior QoS includes granular wireless bandwidth management and fair sharing, 802.1p Class of Service (CoS) and Differentiated Services Code Point (DSCP) field classification, Shaped Round Robin (SRR) scheduling, Committed Information Rate (CIR), and eight egress queues per port.

Smart operation

- **WebUI:**

WebUI is an embedded GUI-based device-management tool that provides the ability to provision the device, to simplify device deployment and manageability, and to enhance the user experience. It comes with the default image, so there is no need to enable anything or install any license on the device. You can use WebUI to build configurations, and to monitor and troubleshoot the device without having CLI expertise.

- **RFID tags:**

Cisco Catalyst 9200 Series switches have an embedded RFID tag that facilitates easy asset and inventory management using commercial RFID readers.

- **Blue beacon:**

Cisco Catalyst 9200 Series switches support both front and back blue beacon LEDs for easy identification of the switch being accessed.

- **Efficient switch operation:**

Cisco Catalyst 9200 Series switches provide optimum power saving with Energy Efficient Ethernet (EEE) on the RJ-45 ports and low-power operations for industry best-in-class power management and power consumption capabilities. The ports support reduced power modes so that ports not in use can move into a lower power utilization state. Other efficient switch operation features are as follows:

- Per-port power consumption command allows customers to specify a maximum power setting on an individual port.
- Per-port PoE power sensing measures actual power being drawn, enabling more intelligent control of powered devices. The PoE MIB provides proactive visibility into power usage and allows you to set different power-level thresholds.

- **Bluetooth ready:**

Cisco Catalyst 9200 Series switches have hardware support to connect a Bluetooth dongle to your switch, enabling you to use this wireless interface as an IP management port interface. The port can be used for configuration and troubleshooting using WebUI or the Command-Line Interface (CLI), and to transfer images and configurations.

High-performance ip routing

The Cisco Express Forwarding hardware routing architecture delivers extremely high-performance IP routing in Cisco Catalyst 9200 Series switches, based on:

- IP unicast routing protocols (including static, Routing Information Protocol Version 1 [RIPv1], RIPv2, RIPv3, and Open Shortest Path First [OSPF], Routed Access) are supported for small network routing applications with the Network Essentials stack. Equal-cost routing facilitates Layer 3 load balancing and redundancy across the stack.
- Advanced IP unicast routing protocols (including Full [OSPF], Enhanced Interior Gateway Routing Protocol [EIGRP], and Intermediate System-to-Intermediate System Version 4 [IS-ISv4]) are supported for load balancing and for constructing scalable LANs. IPv6 routing (using OSPFv3 and EIGRPv6) is supported in hardware for maximum performance.
- Protocol-Independent Multicast (PIM) for IP multicast routing is supported, including PIM sparse mode (PIM SM), and Source-Specific Multicast (SSM).
- IPv6 addressing is supported on interfaces with appropriate show commands for monitoring and troubleshooting.

Licensing

Packaging: Network and Cisco DNA licensing

The Cisco Catalyst 9000 family of switches introduces a new and simplified licensing package in the form of base and add-on licenses.

- **The perpetual licensing** package includes the Network Essentials and Network Advantage licensing options that are tied to the hardware. Between them, the base licensing packages cover switching fundamentals, management automation, troubleshooting, and advanced switching features. These Network licenses are perpetual.
- **The subscription licensing** package includes the Cisco DNA Essentials and Cisco DNA Advantage options. In addition to on-box capabilities, the features available with this package provide Cisco innovations on the switch, as well as on Cisco DNA Center. The Cisco DNA subscription licenses are mandatory at the time of configuration.

License consumption is easily determined by the package itself. While perpetual licenses are always permanent and without an expiration date, subscription licenses have to be purchased for a 3-, 5-, or 7-year term (and hence are also known as term-based licenses). Table 12 shows the combinations of perpetual and subscription licenses that must be purchased.

Supported licensing combinations

Table 9. Licensing combinations

	Cisco DNA Premier	Cisco DNA Advantage	Cisco DNA Essentials
Network Essentials	No	No	Yes
Network Advantage	Yes	Yes	No*

* At the time of license renewal, the Cisco DNA Essentials license can be purchased to be used with Network Advantage.

Cisco DNA Premier subscription

Cisco DNA Premier subscriptions offer a flexible way to buy software for the access, WAN, and data center domains. At each stage in the product lifecycle, Cisco DNA Premier subscriptions help make buying, managing, and upgrading your network and infrastructure software easier. Cisco DNA Premier subscriptions provide:

- Flexible licensing models to smoothly distribute customers' software spending over time
- Investment protection for software purchases through software services-enabled license **portability**
- Lower cost of entry with the new Cisco DNA Premier Subscription for Switching model

For ordering information for Cisco DNA Premier Software for Cisco Catalyst 9200 Series switches, go to: <https://www.cisco.com/c/en/us/products/collateral/software/one-subscription-switching/nb-06-dna-sw-sub-access-sw-ctp-en.html>.

Cisco Catalyst 9200 Series switches run on Cisco IOS XE Release 16.9.2 or later. This software release includes all the features listed earlier in the Platform Software Benefits section.

Managing licenses with Smart Accounts: Creating Smart Accounts by using the Cisco Smart Software Manager (Cisco SSM) enables you to order devices and licensing packages and also manage your software licenses from a centralized website. You can set up Cisco SSM to receive daily email alerts and to be notified of expiring add-on licenses that you want to renew.

You must order an add-on license in order to purchase a switch. When the license term expires, you can either renew the add-on license to continue using it or deactivate the add-on license and then reload the switch to continue operating with the base license capabilities.

Both the base and add-on licenses are also available for a 90-day evaluation period. An evaluation license is activated temporarily, without purchase. An expired evaluation license cannot be reactivated after reload.

Note: It is not required to deploy Cisco DNA Center, just to use one of the above packages.

Table 10 shows the features included in the Network Essentials and Advantage packages.

Table 11 shows the features included in the Cisco DNA Essentials and Advantage packages.

Network licensing

Table 10. Network essentials and advantage package features

Features on Cisco Catalyst uplink switches	Network Essentials	Network Advantage
Switch fundamentals Layer 2, Routed Access (RIP, EIGRP Stub, OSPF - 1000 routes), PBR, PIM Stub Multicast (1000 routes), PVLAN, VRRP, PBR, CDP, QoS, FHS, 802.1X, MACsec-128, CoPP, SXP, IP SLA Responder	✓	✓
Advanced switch capabilities and scale EIGRP, HSRP, IS-IS, BSR, MSDP, IP SLA, OSPF	X	✓
Network segmentation VRF, VXLAN, LISP, SGT	X	✓
Automation NETCONF, RESTCONF, YANG, PnP Agent, PnP	✓	✓
Telemetry and visibility Model-driven telemetry, sampled NetFlow, SPAN, RSPAN	✓	✓
Security MACsec-128	✓	✓

Cisco DNA licensing

Table 11. Cisco DNA Essentials, Advantage, and Premier Package Features

Features	Cisco DNA Essentials	Cisco DNA Advantage	Cisco DNA Premier
Switch features			
Advanced telemetry and visibility Full Flexible NetFlow, EEM	✓	✓	✓

Features	Cisco DNA Essentials	Cisco DNA Advantage	Cisco DNA Premier
Optimized telemetry and visibility AVC (NBAR2)	X	✓	✓
Cisco DNA Center features			
Day-0 network bring-up automation Cisco Network Plug-and-Play application, network settings, device credentials, LAN automation, host onboarding	✓	✓	✓
Element management Discovery, inventory, topology, software image, licensing, and configuration management	✓	✓	✓
Element management Patch management	X	✓	✓
Basic Assurance Health dashboards – Network, Client, Application; switch and wired client health monitoring	✓	✓	✓
SD-Access Policy-based automation and assurance for wired and wireless	X	✓	✓
Network assurance and analytics Global insights, trends, compliance, custom reports; switch 360, wired client 360; fabric and non-fabric insights; app health, app 360, app performance (loss, latency, jitter)	X	✓	✓
Other Software included (can be purchased separately)			
ISE Base	X	X	✓
ISE Plus	X	X	✓
StealthWatch	X	X	✓

Specifications

Dimensions, Eight, Acoustic, Mean time between failures

Table 12 shows the dimensions, weights, acoustic, and mean time between failures of all models of Cisco Catalyst 9200 Series switches.

Table 12. Model Dimensions, Weight, and Mean time between failures metrics

Platform Physical Specifications				
Model	Chassis Dimensions		Chassis + FEP + Fan Dimensions (HxWxD)	
	Inches	Centimeters	Inches	Centimeters
C9200-24T	1.73 x 17.5 x 13.8	4.4 x 44.5 x 35.0	1.73 x 17.5 x 15.4	4.4 x 44.5 x 39.1
C9200-24P	1.73 x 17.5 x 13.8	4.4 x 44.5 x 35.0	1.73 x 17.5 x 15.4	4.4 x 44.5 x 39.1

Platform Physical Specifications

Model	Chassis Dimensions		Chassis + FEP + Fan Dimensions (HxWxD)	
	Inches	Centimeters	Inches	Centimeters
C9200-24PB	1.73 x 17.5 x 13.8	4.4 x 44.5 x 35.0	1.73 x 17.5 x 15.4	4.4 x 44.5 x 39.1
C9200-24PXG	1.73 x 17.5 x 13.8	4.4 x 44.5 x 35.0	1.73 x 17.5 x 15.4	4.4 x 44.5 x 39.1
C9200-48T	1.73 x 17.5 x 13.8	4.4 x 44.5 x 35.0	1.73 x 17.5 x 15.4	4.4 x 44.5 x 39.1
C9200-48P	1.73 x 17.5 x 13.8	4.4 x 44.5 x 35.0	1.73 x 17.5 x 15.4	4.4 x 44.5 x 39.1
C9200-48PB	1.73 x 17.5 x 13.8	4.4 x 44.5 x 35.0	1.73 x 17.5 x 15.4	4.4 x 44.5 x 39.1
C9200-48PXG	1.73 x 17.5 x 13.8	4.4 x 44.5 x 35.0	1.73 x 17.5 x 15.4	4.4 x 44.5 x 39.1
C9200L-24T-4G	1.73 x 17.5 x 11.3	4.4 x 44.5 x 28.8	1.73 x 17.5 x 12.9	4.4 x 44.5 x 32.9
C9200L-24P-4G	1.73 x 17.5 x 11.3	4.4 x 44.5 x 28.8	1.73 x 17.5 x 12.9	4.4 x 44.5 x 32.9
C9200L-48T-4G	1.73 x 17.5 x 11.3	4.4 x 44.5 x 28.8	1.73 x 17.5 x 12.9	4.4 x 44.5 x 32.9
C9200L-48P-4G	1.73 x 17.5 x 11.3	4.4 x 44.5 x 28.8	1.73 x 17.5 x 12.9	4.4 x 44.5 x 32.9
C9200L-24T-4X	1.73 x 17.5 x 11.3	4.4 x 44.5 x 28.8	1.73 x 17.5 x 12.9	4.4 x 44.5 x 32.9
C9200L-24P-4X	1.73 x 17.5 x 11.3	4.4 x 44.5 x 28.8	1.73 x 17.5 x 12.9	4.4 x 44.5 x 32.9
C9200L-48T-4X	1.73 x 17.5 x 11.3	4.4 x 44.5 x 28.8	1.73 x 17.5 x 12.9	4.4 x 44.5 x 32.9
C9200L-48P-4X	1.73 x 17.5 x 11.3	4.4 x 44.5 x 28.8	1.73 x 17.5 x 12.9	4.4 x 44.5 x 32.9
C9200L-24PXG-4X	1.73 x 17.5 x 13.8	4.4 x 44.5 x 35.0	1.73 x 17.5 x 15.4	4.4 x 44.5 x 39.1
C9200L-24PXG-2Y	1.73 x 17.5 x 13.8	4.4 x 44.5 x 35.0	1.73 x 17.5 x 15.4	4.4 x 44.5 x 39.1
C9200L-48PXG-4X	1.73 x 17.5 x 13.8	4.4 x 44.5 x 35.0	1.73 x 17.5 x 15.4	4.4 x 44.5 x 39.1
C9200L-48PXG-2Y	1.73 x 17.5 x 13.8	4.4 x 44.5 x 35.0	1.73 x 17.5 x 15.4	4.4 x 44.5 x 39.1

Model	Pounds	Kilograms
C9200-24T	11.02	5.0
C9200-24P	12.12	5.5
C9200-24PB	12.12	5.0
C9200-24PXG	11.33	5.1
C9200-48T	11.02	5.0

Model	Pounds	Kilograms
C9200-48P	12.12	5.5
C9200-48PB	12.12	5.5
C9200-48PXG	11.98	5.45
C9200L-24T-4G	9.59	4.35
C9200L-24P-4G	10.38	4.71
C9200L-48T-4G	9.97	4.53
C9200L-48P-4G	10.58	4.80
C9200L-24T-4X	9.59	4.35
C9200L-24P-4X	10.38	4.71
C9200L-48T-4X	9.97	4.53
C9200L-48P-4X	10.58	4.80
C9200L-24PXG-4X	12	5.44
C9200L-24PXG-2Y	12	5.44
C9200L-48PXG-4X	12.6	5.71
C9200L-48PXG-2Y	12.6	5.71

Mean time between failures (hours)	
C9200-24T	587,800
C9200-24P	422,310
C9200-24PB	434,220
C9200-24PXG	353,960
C9200-48T	571,440
C9200-48P	375,570
C9200-48PB	384,980
C9200-48PXG	320,440
C9200L-24T-4G	531,030
C9200L-24P-4G	392,210

Mean time between failures (hours)

C9200L-48T-4G	508,700
C9200L-48P-4G	347,760
C9200L-24T-4X	525,990
C9200L-24P-4X	390,310
C9200L-48T-4X	503,400
C9200L-48P-4X	346,270
C9200L-24PXG-4X	379,410
C9200L-24PXG-2Y	374,730
C9200L-48PXG-4X	337,360
C9200L-48PXG-2Y	337,260

Environmental ranges

Acoustic noise

Measured per ISO 7779 and declared per ISO 9296

Bystander positions operating to an ambient temperature of 25° C

With AC power supply (with 24 PoE+ ports loaded):

- LpA: 42dB typical, 45 dB max
- LwA: 5.3B typical, 5.6B max

Typical: Noise emission for a typical configuration

Maximum: Statistical maximum to account for variation in production

Connectors

Table 13 shows the supported connectors for Cisco Catalyst 9200 Series switches.

Table 13. Connectors

Connectors and cabling	<ul style="list-style-type: none"> • 1000BASE-T ports: RJ-45 connectors, 4-pair Cat 5E UTP cabling • 1000BASE-T SFP-based ports: RJ-45 connectors, 4-pair Cat 5E UTP cabling • 100BASE-FX, 1000BASE-SX, -LX/LH, -ZX, -BX10, dense wavelength-division multiplexing (DWDM) and Coarse Wavelength-Division Multiplexing (CWDM) SFP transceivers: LC fiber connectors (single-mode or multimode fiber) • 10GBASE-SR, LR, LRM (only C9200), ER, ZR, DWDM SFP+ transceivers: LC fiber connectors (single-mode or multimode fiber) • SFP+ connector • Cisco StackWise-160/80 stacking ports: copper-based Cisco StackWise cabling • Ethernet management port: RJ-45 connectors, 4-pair Cat 5 UTP cabling • Management console port: RJ-45-to-DB9 cable for PC connections, USB-C adaptor, USB adaptor
Power connectors	<ul style="list-style-type: none"> • Internal power supply connector: The internal power supply is an auto-ranging unit. It supports input voltages between 100 and 240 VAC. Use the supplied AC power cord to connect the AC power connector to an AC power outlet.

For the latest Cisco transceiver module compatibility information, refer to https://www.cisco.com/c/en/us/td/docs/interfaces_modules/transceiver_modules/compatibility/matrix/TMG_C_M_Tool_User_Manual.html.

Management and standards support

Table 14 shows management and standards support for Cisco Catalyst 9200 Series switches.

Table 14. Management and standards support*

Description	Specification	
Management	BRIDGE-MIB	CISCO-NHRP-EXT-MIB
	CISCO-BRIDGE-EXT-MIB	CISCO-NTP-MIB
	CISCO-BULK-FILE-MIB	CISCO-PAGP-MIB
	CISCO-CABLE-DIAG-MIB	CISCO-PORT-SECURITY-MIB
	CISCO-CALLHOME-MIB	CISCO-PORT-STORM-CONTROL-MIB
	CISCO-CEF-MIB	CISCO-POWER-ETHERNET-EXT-MIB
	CISCO-CIRCUIT-INTERFACE-MIB	CISCO-PRIVATE-VLAN-MIB
	CISCO-CONFIG-COPY-MIB	CISCO-PROCESS-MIB
	CISCO-CONFIG-MAN-MIB	CISCO-PRODUCTS-MIB
	CISCO-DEVICE-LOCATION-MIB	CISCO-RF-MIB
	CISCO-DHCP-SNOOPING-MIB	CISCO-RTP-METRICS-MIB
	CISCO-EIGRP-MIB	CISCO-RTTMON-ICMP-MIB
	CISCO-EMBEDDED-EVENT-MGR-MIB	CISCO-STACKWISE-MIB
	CISCO-ENTITY-FRU-CONTROL-MIB	CISCO-STP-EXTENSIONS-MIB
	CISCO-ENTITY-SENSOR-MIB	CISCO-SYSLOG-MIB
	CISCO-ENTITY-VENDORTYPE-OID-MIB	CISCO-TCP-MIB
	CISCO-ERR-DISABLE-MIB	CISCO-UDLD-MIB
	CISCO-FLASH-MIB	CISCO-VLAN-IFTABLE-RELATIONSHIP-MIB
	CISCO-FLOW-MONITOR-MIB	ENTITY-MIB
	CISCO-FTP-CLIENT-MIB	HC-ALARM-MIB
	CISCO-HSRP-EXT-MIB	HC-RMON-MIB
	CISCO-HSRP-MIB	IEEE8023-LAG-MIB
	CISCO-IETF-BFD-MIB	IF-MIB
	CISCO-IETF-PPVPN-MPLS-VPN-MIB	IP-FORWARD-MIB
	CISCO-IETF-PW-MPLS-MIB	IP-MIB
	CISCO-IF-EXTENSION-MIB	LLDP-EXT-MED-MIB
	CISCO-IGMP-FILTER-MIB	LLDP-MIB
	CISCO-IMAGE-LICENSE-MGMT-MIB	MAU-MIB
	CISCO-IMAGE-MIB	MPLS-L3VPN-STD-MIB
	CISCO-IP-CBR-METRICS-MIB	MPLS-LSR-STD-MIB
	CISCO-IP-STAT-MIB	MPLS-VPN-MIB
	CISCO-IP-TAP-MIB	OLD-CISCO-CHASSIS-MIB
	CISCO-IP-URPF-MIB	OLD-CISCO-CPU-MIB
	CISCO-IPSEC-FLOW-MONITOR-MIB	OLD-CISCO-INTERFACES-MIB
	CISCO-IPSEC-MIB	OLD-CISCO-IP-MIB

Description	Specification	
	CISCO-IPSEC-PROVISIONING-MIB	OLD-CISCO-MEMORY-MIB
	CISCO-IPSLA-AUTOMEASURE-MIB	OLD-CISCO-SYS-MIB
	CISCO-IPSLA-ECHO-MIB	OLD-CISCO-TCP-MIB
	CISCO-IPSLA-JITTER-MIB	OLD-CISCO-TS-MIB
	CISCO-L2-CONTROL-MIB	POWER-ETHERNET-MIB
	CISCO-L2L3-INTERFACE-CONFIG-MIB	RFC1213-MIB
	CISCO-LAG-MIB	RMON-MIB
	CISCO-LICENSE-MGMT-MIB	RMON2-MIB
	CISCO-LOCAL-AUTH-USER-MIB	SMON-MIB
	CISCO-MAC-NOTIFICATION-MIB	SNMPv2-MIB
	CISCO-MDI-METRICS-MIB	SONET-MIB
	CISCO-MEDIA-METRICS-MIB	TCP-MIB
	CISCO-MEMORY-POOL-MIB	UDP-MIB
	CISCO-MPLS-LSR-EXT-STD-MIB	
	CISCO-NBAR-PROTOCOL-DISCOVERY-MIB	
Standards	IEEE 802.1s IEEE 802.1w IEEE 802.1x IEEE 802.1x-Rev IEEE 802.3ad IEEE 802.3af IEEE 802.3at IEEE 802.3x full duplex on 10BASE-T, 100BASE-TX, and 1000BASE-T ports IEEE 802.1D Spanning Tree Protocol IEEE 802.1p CoS prioritization IEEE 802.1Q VLAN IEEE 802.3 10BASE-T specification IEEE 802.3u 100BASE-TX specification IEEE 802.3ab 1000BASE-T specification IEEE 802.3z 1000BASE-X specification	RMON I and II standards SNMPv1, v2c, and v3

Power supply specifications

Table 15 lists the power specifications for Cisco Catalyst 9200 Series switches based on the kind of power supply used.

Table 15. Power supply specifications

Description	Specification					
	PWR-C5-125WAC	PWR-C6-125WAC	PWR-C5-600WAC	PWR-C6-600WAC	PWR-C5-1KWAC	PWR-C6-1KWAC
Power supply rated maximum	125W	125W	600W	600W	1000W	1000W

Description	Specification					
Total output BTU (note: 1000 BTU/hr = 293W)	426.5 BTU/hr, 125W	426.5 BTU/hr, 125W	2047.3 BTU/hr, 600W	2047.3 BTU/hr, 600W	3412 BTU/hr, 1000W	3412 BTU/hr, 1000W
Input-voltage range and frequency	100 to 240 VAC, 50 to 60 Hz	100 to 240 VAC, 50 to 60 Hz	100 to 240 VAC, 50 to 60 Hz	100 to 240 VAC, 50 to 60 Hz	100 to 240 VAC, 50 to 60 Hz	100 to 240 VAC, 50 to 60 Hz
Input current	1.6-0.7A	1.6-0.7A	7-2.8A	7-2.8A	12-6A	12-6A
Output ratings	12V at 10.5A	12V at 10.5A	54V at 11.1A	54V at 11.1A	54V at 16.5A	54V at 16.5A
Output holdup time	20 ms minimum at 100 VAC	20 ms minimum at 100 VAC	20 ms minimum at 100 VAC	20 ms minimum at 100 VAC	20 ms minimum at 100 VAC	20 ms minimum at 100 VAC
Power-supply input receptacles	IEC 320-C14 (IEC60320-C14)	IEC 320-C14 (IEC60320-C14)	IEC 320-C16 (IEC60320-C16)	IEC 320-C16 (IEC60320-C16)	IEC 320-C16 (IEC60320-C16)	IEC 320-C16 (IEC60320-C16)
Power cord rating	10A	10A	15A	15A	15A	15A
Physical specifications	(H x W x D): 1.58" x 4.0" x 7.6" Weight: 1.5 lb (0.68 kg)	(H x W x D): 1.58" x 4.0" x 7.6" Weight: 1.5 lb (0.68 kg)	(H x W x D): 1.58" x 4.0" x 7.6" Weight: 1.7 lb (0.77 kg)	(H x W x D): 1.58" x 4.0" x 7.6" Weight: 1.7 lb (0.77 kg)	(H x W x D): 1.58" x 4.0" x 7.6" Weight: 2 lb (0.9 kg)	(H x W x D): 1.58" x 4.0" x 7.6" Weight: 2 lb (0.9 kg)
Supported Product Family	C9200, C9200L	C9200	C9200, C9200L	C9200	C9200, C9200L	C9200
Operating temperature	<p>Normal operating temperature* and altitudes:</p> <ul style="list-style-type: none"> -5° C to +45° C, up to 5000 feet (1500m) -5° C to +40° C, up to 10,000 feet (3000m) <p>* Minimum ambient temperature for cold start is 32° F (0° C)</p> <p>Short-term* exceptional conditions:</p> <ul style="list-style-type: none"> -5° C to +50° C, up to 5000 feet (1500m) -5° C to +45° C, up to 10,000 feet (3000m) -5° C to +45° C, at sea level with single fan failure <p>* Not more than following in one-year period: 96 consecutive hours, or 360 hours total, or 15 occurrences</p>					
Storage temperature	-40° to 158° F (-40° to 70° C)					
Relative humidity operating and nonoperating noncondensing	5% to 90% noncondensing					
Altitude	10,000 ft. (3000 meters), up to 45° C					

Description	Specification
EMI and EMC compliance	FCC Part 15 (CFR 47) Class A ICES-003 Class A EN 55032 Class A CISPR 32 Class A AS/NZS 3548 Class A BSMI Class A VCCI Class A CISPR 35 EN 55024, EN300 386*, EN 61000-3-2, EN 61000-3-3 EN 61000-6-1
Safety compliance	UL 60950-1, CAN/CSA-C22.2 No. 60950-1, EN 60950-1, IEC 60950-1, CCC, CE Marking
LED indicators	"AC OK": Input power to the power supply is OK "PS OK": Output power from the power supply is OK

* Use shielded cables for locations other than telecom centers

Power consumption of Standalone 9200 Series switches

Table 16 shows the power consumption of standalone Cisco Catalyst 9200 Series switches based on Alliance for Telecommunications Industry Solutions (ATIS) testing using Internet Mix (IMIX) distribution stream traffic, with input voltage of 115VAC at 60 Hz and no PoE loading. The values given are the maximum possible power consumption numbers under the respective test scenarios.

Table 16. Power consumption of Standalone Catalyst 9200 Series switches

SKU	FEP	Uplink	Input	Measured P(W)															
				Half port traffic					Full port traffic					Weighted average Pw	PoE test (no traffic)				
				0.01% / EEE	10%	30%	50%	100%	0.01% / EEE	10%	30%	50%	100%		25%	50%	90%	100%	
C9200-24T	125W (C5/C6)	C9200 -NM-4X1G	115VAC	33.09	36.08	36.15	36.20	36.34	35.51	41.78	41.89	42.00	42.27	41.20	30.65				
			230VAC	33.15	35.95	36.00	36.06	36.19	35.36	41.50	41.62	41.74	42.01	40.94	30.53				
C9200-24T	125W	C9200 -NM-4X10G	115VAC	33.62	36.99	37.29	37.58	38.26	35.41	42.00	42.55	43.11	44.49	41.588	32.20				
			230VAC	33.70	36.85	37.13	37.41	38.10	35.40	41.75	42.30	42.85	44.22	41.364	31.90				
C9200-24P	600W (C5/C6)	C9200 -NM-4X1G	115VAC	43.57	47.37	47.42	47.47	47.68	46.82	53.79	53.91	54.02	54.30	53.14	40.75	150.71	251.67	416.85	457.98
			230VAC	43.38	46.92	46.95	47.03	47.18	46.35	53.23	53.34	53.45	53.76	52.59	40.43	148.14	247.03	406.62	446.27
C9200-24P	600W (C5/C6)	C9200 -NM-4X10G	115VAC	44.62	48.49	48.79	49.11	49.88	47.02	54.18	54.77	55.34	56.77	53.72	42.55	144.60	245.42	410.22	451.45
			230VAC	44.32	48.06	48.37	48.66	49.40	46.41	53.38	53.99	54.51	55.96	52.94	42.26	142.29	241.14	400.76	440.37

			Measured P(W)																
			Half port traffic						Full port traffic						Weighted average Pw	No link	PoE test (no traffic)		
C9200-48T	125W (C5/C6)	C9200 -NM-4X1G	115VAC	36.57	45.09	45.45	45.63	45.70	36.98	53.95	55.36	53.91	55.87	52.445	36.98				
			230VAC	36.99	45.58	45.65	45.71	45.86	36.48	54.51	54.64	54.7	55.04	52.76	36.48				
C9200-48T	125W (C5/C6)	C9200 -NM-4X10G	115VAC	38.84	47.07	48.67	48.71	50.41	39.20	56.33	58.36	58.75	61.80	55.164	38.38				
			230VAC	39.1	47.11	47.91	48.37	49.65	39.46	56.32	57.25	58.19	60.72	55.074	38.67				
C9200-48P	1000W (C5/C6)	C9200 -NM-4X1G	115VAC	56.07	60.25	60.31	60.36	60.55	56.45	69.33	69.46	69.56	69.87	68.10	50.42	262.61	467.50	812.39	899.99
			230VAC	55.66	59.98	60.05	60.05	60.27	56.09	69.07	69.20	69.30	69.58	67.83	50.04	258.08	457.61	785.35	867.75
C9200-48P	1000W (C5/C6)	C9200 -NM-4X10G	115VAC	54.27	61.71	62.20	62.68	63.88	56.11	70.93	70.95	71.92	74.39	69.79	52.26	262.38	467.41	812.23	899.40
			230VAC	53.89	61.09	61.60	62.07	63.24	55.79	69.52	70.47	71.43	73.89	68.58	51.34	257.97	457.30	785.03	867.35
C9200L-24T-4G	125W (C5)	Fixed	115VAC	30.03	32.15	32.17	32.2	32.33	32.03	35.90	35.98	36.06	36.23	35.546	27.39				
			230VAC	29.81	32.26	32.23	32.22	32.35	31.86	35.86	35.94	36.03	36.28	35.502	27.50				
C9200L-24P-4G	600W (C5)	Fixed	115VAC	39.28	43.98	44.04	44.08	44.22	38.95	48.47	48.6	48.74	49.00	47.571	39.59	153.06	256.56	423.44	466.34
			230VAC	38.88	43.6	43.66	43.69	43.83	38.57	48.09	48.22	48.35	48.62	47.191	39.20	150.51	252.10	413.89	455.15
C9200L-24T-4X	125W (C5)	Fixed	115VAC	30.99	31.98	32.21	32.43	33.04	33.29	36.62	37.02	37.47	38.6	36.485	27.82				
			230VAC	30.98	32.02	32.24	32.46	33.02	33.24	36.59	36.96	37.41	38.52	36.448	27.90				
C9200L-24P-4X	600W (C5)	Fixed	115VAC	42.83	44.15	44.62	44.72	45.39	45.45	51.08	51.52	52.2	53.49	50.758	40.17	144.82	241.99	401.32	445.35
			230VAC	42.36	44.19	44.47	44.61	45.28	44.6	49.33	49.91	50.36	51.51	49.075	39.48	142.32	237.52	392.77	434.06
C9200L-48T-4G	125W (C5)	Fixed	115VAC	33.85	40.11	40.20	40.24	40.34	32.74	46.65	46.88	46.96	47.33	45.327	33.85				
			230VAC	33.62	40.5	40.57	40.63	40.74	33.06	46.8	46.91	47.05	47.49	45.495	34.16				
C9200L-48P-4G	1000W (C5)	Fixed	115VAC	45.07	52.15	52.22	52.28	52.44	44.6	58.59	58.7	58.81	59.1	57.242	45.82	270.96	484.59	842.07	933.03
			230VAC	44.55	51.5	51.55	51.6	51.77	44.08	57.82	57.91	58.04	58.29	56.493	45.17	266.35	474.24	814.85	899.58
C9200L-48T-4X	125W (C5)	Fixed	115VAC	35.52	42.36	42.9	43.35	43.69	35.06	49.27	50.24	51.19	53.60	48.282	36.08				
			230VAC	35.84	42.60	43.09	43.58	44.81	35.27	49.41	50.36	51.33	53.67	48.422	36.38				
C9200L-48P-4X	1000W (C5)	Fixed	115VAC	53.12	56.89	57.34	57.80	57.81	55.22	63.92	64.86	65.84	68.36	63.494	50.31	262.59	463.36	789.46	872.6
			230VAC	52.63	56.37	56.82	57.3	58.47	54.71	63.41	64.32	65.27	67.64	62.963	50.02	258.64	453.81	766.04	843.89
C9200L-48PXG-4X	1000W (C5)	Fixed	115VAC	82.60	87.80	88.28	88.76	89.95	92.56	103.53	104.55	105.57	108.19	102.90	72.14	291.62	496.85	842.43	930.11
			230VAC	81.77	86.62	87.11	87.60	88.82	91.87	102.05	103.02	103.98	106.40	101.47	72.50	286.71	486.25	814.71	898.24

				Measured P(W)															
				Half port traffic					Full port traffic					Weighted average Pw	No link	PoE test (no traffic)			
C9200L - 24PXG- 4X	600W (C5)	Fixed	115VAC	70.94	73.88	74.37	74.84	76.02	77.37	84.12	85.06	86.00	88.32	83.86	64.54	173.05	271.04	431.68	472.39
			230VAC	70.10	73.04	73.62	74.07	75.15	76.74	82.96	83.86	84.78	87.09	82.75	64.04	170.02	265.51	420.96	459.88
C9200L - 48PXG- 2Y	1000W (C5)	Fixed	115VAC	81.81	85.14	85.81	86.49	88.08	89.40	96.32	97.51	98.71	101.76	96.17	71.45	294.56	500.25	846.33	934.08
			230VAC	79.59	82.94	83.64	84.28	85.81	88.20	95.17	96.36	97.52	100.40	95.00	70.28	283.88	483.54	812.20	894.11
C9200L - 24PXG- 2Y	600W (C5)	Fixed	115VAC	70.54	73.04	73.78	74.46	76.10	76.25	83.50	84.78	86.09	89.26	83.35	65.58	178.82	280.13	446.82	489.62
			230VAC	68.89	72.02	72.66	73.35	74.83	75.32	82.00	83.34	84.64	87.87	81.92	65.01	175.55	274.59	434.38	475.39

Safety and compliance

Table 17 lists the safety and compliance information for Cisco Catalyst 9200 Series switches.

Table 17. Safety and compliance information

Description	Specification
Safety certifications	<ul style="list-style-type: none"> • IEC 60950-1 • UL 60950-1 • CAN/CSA C22.2 No. 60950-1 • EN 60950-1 • AS/NZS 60950.1 • Class I Equipment
Electromagnetic emissions certifications	<ul style="list-style-type: none"> • 47 CFR Part 15 • CISPR 22 Class A • CISPR 32 Class A • CNS 13438 • EN 300 386* • EN 55022 Class A • EN 55032 Class A • EN61000-3-2 • EN61000-3-3 • ICES-003 Class A • KN 32 • TCVN 7189 Class A • V-3 Class A • CISPR 24 • EN 300 386* • EN 55024 • KN 35 • TCVN 7317

Description

Specification

Environmental

Reduction of Hazardous Substances (ROHS) 5

* Use shielded cables for locations other than telecom centers

Warranty

Cisco enhanced limited lifetime hardware warranty

Cisco Catalyst 9200 Series switches come with a Cisco Enhanced Limited Lifetime Warranty (E-LLW) that includes Next-Business-Day (NBD) delivery of replacement hardware where available and 90 days of 8x5 Cisco Technical Assistance Center (TAC) support.

Your formal warranty statement, including the warranty applicable to Cisco software, appears in the information packet that accompanies your Cisco product. We encourage you to review the warranty statement shipped with your specific product carefully before use.

Cisco reserves the right to refund the purchase price as its exclusive warranty remedy.

For further information about warranty terms, visit <https://www.cisco.com/go/warranty>. Table 18 provides information about the E-LLW.

Table 18. E-LLW details

	Cisco E-LLW
Devices covered	Applies to Cisco Catalyst 9200 Series switches.
Warranty duration	As long as the original customer owns the product.
End-of-life policy	In the event of discontinuance of product manufacture, Cisco warranty support is limited to 5 years from the announcement of discontinuance.
Hardware replacement	Cisco or its service center will use commercially reasonable efforts to ship a replacement for NBD delivery, where available. Otherwise, a replacement will be shipped within 10 working days after receipt of the Return Materials Authorization (RMA) request. Actual delivery times might vary depending on customer location.
Effective date	Hardware warranty commences from the date of shipment to customer (and in case of resale by a Cisco reseller, not more than 90 days after original shipment by Cisco).
TAC support	Cisco will provide during business hours, 8 hours per day, 5 days per week, basic configuration, diagnosis, and troubleshooting of device-level problems for up to a 90-day period from the date of shipment of the originally purchased Cisco Catalyst 9200 Series product. This support does not include solution or network-level support beyond the specific device under consideration.
Cisco.com access	Warranty allows guest access only to Cisco.com.

Cisco services for next-generation Cisco Catalyst switches

Achieve infrastructure excellence faster and with less risk. Cisco Catalyst 9000 Switch Services provide expert guidance to help you successfully deploy, manage and support the Cisco Catalyst 9000 switches. With unmatched networking expertise, best practices and innovative tools, we can help you reduce overall upgrade, refresh, and migration costs as you introduce new hardware, software and protocols into the network. Offering a comprehensive lifecycle of services – from implementation, optimization, technical and managed services – Cisco experts help you minimize disruption and achieve operational excellence to extract maximum value from your Cisco DNA ready infrastructure.

[Learn more about Cisco Services for Enterprise Networks](#)

Software Policy for Cisco Catalyst 9200 Series switches

Software Policy for Network Stack Components

Customers with the Network Essentials Stack and Network Advantage Stack software feature sets are provided with maintenance updates and bug fixes designed to maintain compliance of the software. This includes compliance with published specifications, release notes, and industry standards as long as the original end user continues to own or use the product or up to one year from the end-of-sale date for the product, whichever occurs earlier.

Cisco Embedded Support for Cisco DNA Term Components

Cisco Embedded Support delivers the right support for Cisco software products and suites. It will keep your business applications performing as expected and protect your investment. Cisco Embedded Support for the Cisco DNA Essentials and Cisco DNA Advantage term components is included. Cisco Embedded Support provides access to TAC support, major software updates, maintenance and minor software releases, and the Cisco Embedded Support site, for increased productivity with anytime access.

Ordering

Ordering information

Table 19 lists ordering information for Cisco Catalyst 9200 Series switches. To place an order, visit the Cisco Ordering home page at

https://www.cisco.com/en/US/ordering/or13/or8/order_customer_help_how_to_order_listing.html.

Table 19. Ordering information

Switches	
Product number	Product description
C9200-24T-A	Catalyst 9200 24-port Data Switch, Network Advantage
C9200-24T-E	Catalyst 9200 24-port Data Switch, Network Essentials
C9200-24P-A	Catalyst 9200 24-port PoE+ Switch, Network Advantage
C9200-24P-E	Catalyst 9200 24-port PoE+ Switch. Network Essentials
C9200-24PB-A	Catalyst 9200 24-port PoE+, enhanced VRF, Network Advantage

Switches

C9200-24PXG-E	Catalyst 9200 24-port 8xmGig, 16x1G, PoE+, Network Essentials
C9200-24PXG-A	Catalyst 9200 24-port 8xmGig, 16x1G, PoE+, Network Advantage
C9200-48T-A	Catalyst 9200 48-port Data Switch, Network Advantage
C9200-48T-E	Catalyst 9200 48-port Data Switch, Network Essentials
C9200-48P-A	Catalyst 9200 48-port PoE+ Switch, Network Advantage
C9200-48P-E	Catalyst 9200 48-port PoE+ Switch, Network Essentials
C9200-48PB-A	Catalyst 9200 48-port PoE+, enhanced VRF, Network Advantage
C9200-48PXG-E	Catalyst 9200 48-port 8xmGig, 40x1G, PoE+, Network Essentials
C9200-48PXG-A	Catalyst 9200 48-port 8xmGig, 40x1G, PoE+, Network Advantage
C9200L-24T-4G-A	Catalyst 9200L 24-port Data 4x1G uplink Switch, Network Advantage
C9200L-24T-4G-E	Catalyst 9200L 24-port Data 4x1G uplink Switch, Network Essentials
C9200L-24P-4G-A	Catalyst 9200L 24-port PoE+ 4x1G uplink Switch, Network Advantage
C9200L-24P-4G-E	Catalyst 9200L 24-port PoE+ 4x1G uplink Switch, Network Essentials
C9200L-48T-4G-A	Catalyst 9200L 48-port Data 4x1G uplink Switch, Network Advantage
C9200L-48T-4G-E	Catalyst 9200L 48-port Data 4x1G uplink Switch, Network Essentials
C9200L-48P-4G-A	Catalyst 9200L48-port PoE+ 4x1G uplink Switch, Network Advantage
C9200L-48P-4G-E	Catalyst 9200L48-port PoE+ 4x1G uplink Switch, Network Essentials
C9200L-24T-4X-A	Catalyst 9200L 24-port Data 4x10G uplink Switch, Network Advantage
C9200L-24T-4X-E	Catalyst 9200L 24-port Data 4x10G uplink Switch, Network Essentials
C9200L-24P-4X-A	Catalyst 9200L 24-port PoE+ 4x10G uplink Switch, Network Advantage
C9200L-24P-4X-E	Catalyst 9200L 24-port PoE+ 4x10G uplink Switch, Network Essentials
C9200L-48T-4X-A	Catalyst 9200L 48-port Data 4x10G uplink Switch, Network Advantage
C9200L-48T-4X-E	Catalyst 9200L 48-port Data 4x10G uplink Switch, Network Essentials
C9200L-48P-4X-A	Catalyst 9200L 48-port PoE+ 4x10G uplink Switch, Network Advantage
C9200L-48P-4X-E	Catalyst 9200L 48-port PoE+ 4x10G uplink Switch, Network Essentials
C9200L-24PXG-4X-E	Catalyst 9200L 24-port 8xmGig, 16x1G, 4x10G, PoE+, Network Essentials
C9200L-24PXG-4X-A	Catalyst 9200L 24-port 8xmGig, 16x1G, 4x10G, PoE+, Network Advantage

Switches

C9200L-48PXG-4X-E	Catalyst 9200L 48-port 12xmGig, 36x1G, 4x10G PoE+, Network Essentials
C9200L-48PXG-4X-A	Catalyst 9200L 48-port 12xmGig, 36x1G, 4x10G PoE+, Network Advantage
C9200L-24PXG-2Y-E	Catalyst 9200L 24-port 8xmGig, 16x1G, 2x25G, PoE+, Network Essentials
C9200L-24PXG-2Y-A	Catalyst 9200L 24-port 8xmGig, 16x1G, 2x25G, PoE+, Network Advantage
C9200L-48PXG-2Y-E	Catalyst 9200L 48-port 8xmGig, 40x1G, 2x25G PoE+, Network Essentials
C9200L-48PXG-2Y-A	Catalyst 9200L 48-port 8xmGig, 40x1G, 2x25G PoE+, Network Advantage

Network modules

Product number	Product description
C9200-NM-2Y (=)	Catalyst 9200 2 x 25 GE Network Module, spare
C9200-NM-2Q (=)	Catalyst 9200 2 x 40GE Network Module, spare
C9200-NM-4G (=)	Catalyst 9200 4 x 1GE Network Module, spare
C9200-NM-4X (=)	Catalyst 9200 4 x 10GE Network Module, spare
C9200-NM-BLANK	Catalyst 9200 BLANK Network Module

StackWise-80 and StackWise-160 Kit and cables

Product number	Product description
C9200-STACK-KIT=	C9200 Stack Kit Spare
C9200L-STACK-KIT=	C9200L Stack Kit Spare
STACK-T4-50CM	50CM Type 3 Stacking Cable
STACK-T4-50CM=	50CM Type 3 Stacking Cable, spare
STACK-T4-1M	1M Type 3 Stacking Cable
STACK-T4-1M=	1M Type 3 Stacking Cable, spare
STACK-T4-3M	3M Type 3 Stacking Cable
STACK-T4-3M=	3M Type 3 Stacking Cable, spare

Switches

Software licenses

Product number	Product description
C9200-DNA-P-24	C9200 Cisco DNA Premier Term, 24-Port: Includes Term Licenses for Cisco DNA Advantage, 25 ISE Base and 25 ISE Plus Endpoints, 25 Stealthwatch Flows (including Virtual Flow Collector and Management Console). Requires separate purchase of ISE appliance/ISE VM and Cisco DNA Center appliance
C9200-DNA-P-24-3Y	C9200 Cisco DNA Premier, 24-port, 3Y Term - Cisco DNA, 25 ISE PLS and ISE BASE, 25 SWATCH
C9200-DNA-P-24-5Y	C9200 Cisco DNA Premier, 24-port, 5Y Term - Cisco DNA, 25 ISE PLS and ISE BASE, 25 SWATCH
C9200-DNA-P-24-7Y	C9200 Cisco DNA Premier, 24-port, 7Y Term - Cisco DNA, 25 ISE PLS and ISE BASE, 25 SWATCH
C9200-DNA-P-48	C9200 Cisco DNA Premier Term, 48-Port: Includes Term Licenses for Cisco DNA Advantage, 25 ISE Base and 25 ISE Plus Endpoints, 25 Stealthwatch Flows (including Virtual Flow Collector and Management Console). Requires separate purchase of ISE appliance/ISE VM and Cisco DNA Center appliance
C9200-DNA-P-48 -3Y	C9200 Cisco DNA Premier, 48-port, 3Y Term - Cisco DNA, 25 ISE PLS and ISE BASE, 25 SWATCH
C9200-DNA-P-48 -5Y	C9200 Cisco DNA Premier, 48-port, 5Y Term - Cisco DNA, 25 ISE PLS and ISE BASE, 25 SWATCH
C9200-DNA-P-48 -7Y	C9200 Cisco DNA Premier, 48-port, 7Y Term - Cisco DNA, 25 ISE PLS and ISE BASE, 25 SWATCH
C9200-DNA-E-24	C9200 Cisco DNA Essentials Term 24-port
C9200-DNA-E-24-3Y	C9200 Cisco DNA Essentials, 24-port, 3 Year Term license
C9200-DNA-E-24-5Y	C9200 Cisco DNA Essentials, 24-port, 5 Year Term license
C9200-DNA-E-24-7Y	C9200 Cisco DNA Essentials, 24-port, 7 Year Term license
C9200-DNA-E-48	C9200 Cisco DNA Essentials Term 48-port
C9200-DNA-E-48-3Y	C9200 Cisco DNA Essentials, 48-port, 3 Year Term license
C9200-DNA-E-48-5Y	C9200 Cisco DNA Essentials, 48-port, 5 Year Term license
C9200-DNA-E-48-7Y	C9200 Cisco DNA Essentials, 48-port, 7 Year Term license
C9200-DNA-A-24	C9200 Cisco DNA Advantage Term 24-port
C9200-DNA-A-24-3Y	C9200 Cisco DNA Advantage, 24-port, 3 Year Term license
C9200-DNA-A-24-5Y	C9200 Cisco DNA Advantage, 24-port, 5 Year Term license
C9200-DNA-A-24-7Y	C9200 Cisco DNA Advantage, 24-port, 7 Year Term license
C9200-DNA-A-48	C9200 Cisco DNA Advantage Term 48-port

Switches

C9200-DNA-A-48-3Y	C9200 Cisco DNA Advantage, 48-port, 3 Year Term license
C9200-DNA-A-48-5Y	C9200 Cisco DNA Advantage, 48-port, 5 Year Term license
C9200-DNA-A-48-7Y	C9200 Cisco DNA Advantage, 48-port, 7 Year Term license
C9200L-DNA-P-24	C9200L Cisco DNA Premier Term, 24-Port: Includes Term Licenses for Cisco DNA Advantage, 25 ISE Base and 25 ISE Plus Endpoints, 25 Stealthwatch Flows (including Virtual Flow Collector and Management Console). Requires separate purchase of ISE appliance/ISE VM and Cisco DNA Center appliance
C9200L-DNA-P-24-3Y	C9200L Cisco DNA Premier, 24-port, 3Y Term - Cisco DNA, 25 ISE PLS and ISE BASE, 25 SWATCH
C9200L-DNA-P-24-5Y	C9200L Cisco DNA Premier, 24-port, 5Y Term - Cisco DNA, 25 ISE PLS and ISE BASE, 25 SWATCH
C9200L-DNA-P-24-7Y	C9200L Cisco DNA Premier, 24-port, 7Y Term - Cisco DNA, 25 ISE PLS and ISE BASE, 25 SWATCH
C9200L-DNA-P-48	C9200L Cisco DNA Premier Term, 48-Port: Includes Term Licenses for Cisco DNA Advantage, 25 ISE Base and 25 ISE Plus Endpoints, 25 Stealthwatch Flows (including Virtual Flow Collector and Management Console). Requires separate purchase of ISE appliance/ISE VM and Cisco DNA Center appliance
C9200L-DNA-P-48-3Y	C9200L Cisco DNA Premier, 48-port, 3Y Term - Cisco DNA, 25 ISE PLS and ISE BASE, 25 SWATCH
C9200L-DNA-P-48-5Y	C9200L Cisco DNA Premier, 48-port, 5Y Term - Cisco DNA, 25 ISE PLS and ISE BASE, 25 SWATCH
C9200L-DNA-P-48-7Y	C9200L Cisco DNA Premier, 48-port, 7Y Term - Cisco DNA, 25 ISE PLS and ISE BASE, 25 SWATCH
C9200L-DNA-E-24	C9200L Cisco DNA Essentials Term 24-port
C9200L-DNA-E-24-3Y	C9200L Cisco DNA Essentials, 24-port, 3 Year Term license
C9200L-DNA-E-24-5Y	C9200L Cisco DNA Essentials, 24-port, 5 Year Term license
C9200L-DNA-E-24-7Y	C9200L Cisco DNA Essentials, 24-port, 7 Year Term license
C9200L-DNA-E-48	C9200L Cisco DNA Essentials Term 48-port
C9200L-DNA-E-48-3Y	C9200L Cisco DNA Essentials, 48-port, 3 Year Term license
C9200L-DNA-E-48-5Y	C9200L Cisco DNA Essentials, 48-port, 5 Year Term license
C9200L-DNA-E-48-7Y	C9200L Cisco DNA Essentials, 48-port, 7 Year Term license
C9200L-DNA-A-24	C9200L Cisco DNA Advantage Term 24-port
C9200L-DNA-A-24-3Y	C9200L Cisco DNA Advantage, 24-port, 3 Year Term license
C9200L-DNA-A-24-5Y	C9200L Cisco DNA Advantage, 24-port, 5 Year Term license
C9200L-DNA-A-24-7Y	C9200L Cisco DNA Advantage, 24-port, 7 Year Term license

Switches

C9200L-DNA-A-48	C9200L Cisco DNA Advantage Term 48-port
C9200L-DNA-A-48-3Y	C9200L Cisco DNA Advantage, 48-port, 3 Year Term license
C9200L-DNA-A-48-5Y	C9200L Cisco DNA Advantage, 48-port, 5 Year Term license
C9200L-DNA-A-48-7Y	C9200L Cisco DNA Advantage, 48-port, 7 Year Term license
C9200-LIC=	Electronic Cisco DNA Upgrade License for C9200 switches. Note: when upgrading from Cisco DNA Essentials to Cisco DNA Advantage, Network Essentials is upgraded to Network Advantage
C9200-24-E-A	C9200 24-port NW and DNA Essentials to NW and DNA Advantage Upgrade
C9200-24-E-A-3	24-port NW and Cisco DNA Ess to NW and DNA Adv Upgrade License 3Y
C9200-24-E-A-5	24-port NW and Cisco DNA Ess to NW and DNA Adv Upgrade License 5Y
C9200-24-E-A-7	24-port NW and Cisco DNA Ess to NW and DNA Adv Upgrade License 7Y
C9200-48-E-A	C9200 48-port NW and DNA Essentials to NW and DNA Advantage Upgrade
C9200-48-E-A-3	48-port NW and Cisco DNA Ess to NW and DNA Adv Upgrade License 3Y
C9200-48-E-A-5	48-port NW and Cisco DNA Ess to NW and DNA Adv Upgrade License 5Y
C9200-48-E-A-7	48-port NW and Cisco DNA Ess to NW and DNA Adv Upgrade License 7Y
C9200L-LIC=	Electronic Cisco DNA Upgrade License for C9200L switches. Note: when upgrading from Cisco DNA Essentials to Cisco DNA Advantage, Network Essentials is upgraded to Network Advantage
C9200L-24-E-A	C9200L 24-port NW and DNA Essentials to NW and DNA Advantage Upgrade
C9200L-24-E-A-3	24-port NW and Cisco DNA Ess to NW and DNA Adv Upgrade License 3Y
C9200L-24-E-A-5	24-port NW and Cisco DNA Ess to NW and DNA Adv Upgrade License 5Y
C9200L-24-E-A-7	24-port NW and Cisco DNA Ess to NW and DNA Adv Upgrade License 7Y
C9200L-48-E-A	C9200L 48-port NW and DNA Essentials to NW and DNA Advantage Upgrade
C9200L-48-E-A-3	48-port NW and Cisco DNA Ess to NW and DNA Adv Upgrade License 3Y
C9200L-48-E-A-5	48-port NW and Cisco DNA Ess to NW and DNA Adv Upgrade License 5Y
C9200L-48-E-A-7	48-port NW and Cisco DNA Ess to NW and DNA Adv Upgrade License 7Y

Switches

Power supplies

Product Number	Product Description
PWR-C5-125WAC (=)	125W AC Config 5 Power Supply
PWR-C5-125WAC/2	125W AC Config 5 Power Supply - Secondary Power Supply
PWR-C5-600WAC (=)	600W AC Config 5 Power Supply
PWR-C5-600WAC/2	600W AC Config 5 Power Supply - Secondary Power Supply
PWR-C5-1KWAC (=)	1KW AC Config 5 Power Supply
PWR-C5-1KWAC/2	1KW AC Config 5 Power Supply - Secondary Power Supply
PWR-C6-125WAC (=)	125W AC Config 6 Power Supply
PWR-C6-125WAC/2	125W AC Config 6 Power Supply - Secondary Power Supply
PWR-C6-600WAC (=)	600W AC Config 6 Power Supply
PWR-C6-600WAC/2	600W AC Config 6 Power Supply - Secondary Power Supply
PWR-C6-1KWAC (=)	1KW AC Config 6 Power Supply
PWR-C6-1KWAC/2	1KW AC Config 6 Power Supply - Secondary Power Supply
PWR-C5-BLANK=	Blank Module

Spare power cords

CAB-TA-NA=	AC power cord for Cisco Catalyst (North America)
CAB-TA-AP=	AC power cord for Cisco Catalyst (Australia)
CAB-TA-AR=	AC power cord for Cisco Catalyst (Argentina)
CAB-TA-SW=	AC power cord for Cisco Catalyst (Switzerland)
CAB-TA-UK=	AC power cord for Cisco Catalyst (United Kingdom)

Switches

Power supplies

Spare power cords

CAB-TA-JP=	AC power cord for Cisco Catalyst (Japan)
CAB-TA-250V-JP=	Japan 250VAC power cord for Cisco Catalyst (Japan)
CAB-TA-125V-JP=	Japan 125V AC Type A Power Cable (Japan - 48 port only)
CAB-TA-EU=	AC power cord for Cisco Catalyst (Europe)
CAB-TA-IT=	AC power cord for Cisco Catalyst (Italy)
CAB-TA-IN=	AC power cord for Cisco Catalyst (India)
CAB-TA-CN=	AC power cord for Cisco Catalyst (China)
CAB-TA-DN=	AC power cord for Cisco Catalyst (Denmark)
CAB-TA-IS=	AC power cord for Cisco Catalyst (Israel)
CAB-ACBZ-12A=	AC power cord for Cisco Catalyst (Brazil), 12A/125V BR-3-20 plug up to 12A
CAB-ACBZ-10A=	AC power cord for Cisco Catalyst (Brazil), 10A/250V BR-3-10 plug up to 10A
CAB-C15-CBN	Cabinet jumper power cord, 250VAC 13A, C14-C15 connectors

Optics online reference

Cisco Catalyst 9200 Series switches support a wide range of optics. Because the list of supported optics is updated on a regular basis, consult the tables available here for the latest SFP+ and SFP compatibility information:

https://www.cisco.com/en/US/products/hw/modules/ps5455/products_device_support_tables_list.html.

Cisco services

Accelerate your journey to intent-based networking

With Cisco Services, you can achieve infrastructure excellence faster with less risk. Our services for Cisco Catalyst 9200 Series switches provide expert guidance to help you successfully plan, deploy, manage, and support your new switches. With unmatched networking expertise, best practices, and innovative tools, Cisco Services can help you reduce overall upgrade, refresh, and migration costs as you introduce new hardware, software, and protocols into the network. With a comprehensive lifecycle of services, Cisco experts will help you minimize disruption and improve operational efficiency to extract maximum value from your Cisco DNA ready infrastructure. [Learn more](#).

Cisco environmental sustainability

Information about Cisco's environmental sustainability policies and initiatives for our products, solutions, operations, and extended operations or supply chain is provided in the "Environment Sustainability" section of Cisco's [Corporate Social Responsibility](#) (CSR) Report.

Reference links to **information about key environmental sustainability topics** (mentioned in the "Environment Sustainability" section of the CSR Report) are provided in the following table:

Sustainability Topic	Reference
Information on product-material-content laws and regulations	Materials
information on electronic waste laws and regulations, including products, batteries and packaging	WEEE Compliance

Reference links to **product-specific environmental sustainability information** that is mentioned in relevant sections of this data sheet are provided in the following table:

Sustainability Topic	Reference
General	
Eco-Design Compliance (EU ErP Lot, Etc.)	Table AA. Product Compliance
Environmental Certifications (EPEAT, Energy Star, Etc.)	Table BB. Product Compliance or Platform Features/Benefits
Power	
Idle, Typical or Max Product Power	Table CC. Product Specifications
Hardware Enabled Energy Features	Table DD. Platform Features/Benefits
Software Enabled Energy Features	Table EE. Platform Features/Benefits
Power Supply Information	Table FF. Product Specifications
Power Calculator	Table GG. Product Specifications
Material	
Unit Weight	Table HH. Product Specifications
System Weight (Product + Packaging)	Table II. Product Specifications
Recycled Content	Table JJ. Product Specifications

Cisco makes the packaging data available for informational purposes only. It may not reflect the most current legal developments, and Cisco does not represent, warrant or guarantee that it is complete, accurate or up-to-date. This information is subject to change without notice.

Cisco Capital

Flexible payment solutions to help you achieve your objectives

Cisco Capital makes it easier to get the right technology to achieve your objectives, enable business transformation and help you stay competitive. We can help you reduce the total cost of ownership, conserve capital, and accelerate growth. In more than 100 countries, our flexible payment solutions can help you acquire hardware, software, services and complementary third-party equipment in easy, predictable payments. [Learn more.](#)

Document history

New or revised topic	Described In	Date
Added correct images for module uplinks	Network Modules	February 21, 2020
Added New C9200 mGig and C9200 32 VN information	Table 1 , 3 , 7 , 8 , 12 , 19	January 28, 2020
Added New C9200 Network Modules	Table 2 , 19	January 28, 2020
Added New Power Supply information PWR-C6-600WAC	Table 3 , 15 , 16 , 19	October 09, 2019
Forwarding rate with Stacking	Table 8	October 09, 2019
Cloud Security Information	General Information	October 09, 2019
Adding C9200L mGig SKUs	Table 1 , 3 , 8 , 12 , 16	May 14, 2019
Revisions of Weight, addition of LIC upgrade and other minor edits	Software licenses table and weights table	April 01, 2019
Revised Table of Contents Headings	Specifications (was "Dimensions, eight, acoustic, mean time between failures") , added Document History	January 03, 2019

Americas Headquarters
Cisco Systems, Inc.
San Jose, CA

Asia Pacific Headquarters
Cisco Systems (USA) Pte. Ltd.
Singapore

Europe Headquarters
Cisco Systems International BV Amsterdam,
The Netherlands

Cisco has more than 200 offices worldwide. Addresses, phone numbers, and fax numbers are listed on the Cisco Website at <https://www.cisco.com/go/offices>.

Cisco and the Cisco logo are trademarks or registered trademarks of Cisco and/or its affiliates in the U.S. and other countries. To view a list of Cisco trademarks, go to this URL: <https://www.cisco.com/go/trademarks>. Third-party trademarks mentioned are the property of their respective owners. The use of the word partner does not imply a partnership relationship between Cisco and any other company. (1110R)