



The following documentation is an electronically-submitted vendor response to an advertised solicitation from the *West Virginia Purchasing Bulletin* within the Vendor Self-Service portal at *wvOASIS.gov*. As part of the State of West Virginia's procurement process, and to maintain the transparency of the bid-opening process, this documentation submitted online is publicly posted by the West Virginia Purchasing Division at *WVPurchasing.gov* with any other vendor responses to this solicitation submitted to the Purchasing Division in hard copy format.

Header 4

[List View](#)

General Information


[Contact](#)[Default Values](#)[Discount](#)[Document Information](#)

Procurement Folder: 493476

SO Doc Code: CRFQ

Procurement Type: Central Purchase Order

SO Dept: 0803

Vendor ID: 000000219122 

SO Doc ID: DOT1900000034

Legal Name: POMEROY IT SOLUTIONS SALES CO INC


Published Date: 12/4/18

Alias/DBA:

Close Date: 12/6/18

Total Bid: \$1,242,142.05

Close Time: 13:30

Response Date: 12/06/2018 

Status: Closed

Response Time: 13:20

Solicitation Description: ADDENDUM 3 STRUCTURED CABLING FOR DOT/DOH/DMV

Total of Header Attachments: 4



Purchasing Division
 2019 Washington Street East
 Post Office Box 50130
 Charleston, WV 25305-0130

**State of West Virginia
 Solicitation Response**

Proc Folder : 493476

Solicitation Description : ADDENDUM 3 STRUCTURED CABLING FOR DOT/DOH/DMV (63190023)

Proc Type : Central Purchase Order

Date issued	Solicitation Closes	Solicitation Response	Version
	2018-12-06 13:30:00	SR 0803 ESR12051800000002668	1

VENDOR

000000219122

POMEROY IT SOLUTIONS SALES CO INC

Solicitation Number: CRFQ 0803 DOT1900000034

Total Bid : \$1,242,142.05

Response Date: 2018-12-06

Response Time: 13:20:43

Comments:

FOR INFORMATION CONTACT THE BUYER

Crystal Rink
 (304) 558-2402
 crystal.g.rink@wv.gov

Signature on File

FEIN #

DATE

All offers subject to all terms and conditions contained in this solicitation

Line	Comm Ln Desc	Qty	Unit Issue	Unit Price	Ln Total Or Contract Amount
1	NETWORK CABLING, INSTALLATION, TESTING &				\$1,242,142.05

Comm Code	Manufacturer	Specification	Model #
83111601			

Extended Description :	TO PROVIDE STRUCTURED CABLING NETWORK DISTRIBUTION SYSTEM, INSTALLATION, TESTING & ACCEPTANCE
-------------------------------	---

Agency _____
REQ.P.O# _____

BID BOND

KNOW ALL MEN BY THESE PRESENTS, That we, the undersigned, Pomeroy IT Solutions Sales Company
of 1020 Petersburg Road Hebron, KY 41048, as Principal, and Atlantic Specialty Insurance
Company of 605 Highway 169 North, Ste. 800, Plymouth, MN 55441, a corporation organized and existing under the laws of the State of _____
New York with its principal office in the City of New York, as Surety, are held and firmly bound unto the State
of West Virginia, as Obligees, in the penal sum of Five Percent of the amount bid (\$ 5% of the amount bid) for the payment of which,
well and truly to be made, we jointly and severally bind ourselves, our heirs, administrators, executors, successors and assigns.

The Condition of the above obligation is such that whereas the Principal has submitted to the Purchasing Section of the
Department of Administration a certain bid or proposal, attached hereto and made a part hereof, to enter into a contract in writing for
DOT Statewide Infrastructure Upgrade Cabling Project, No. DOT1900000034

NOW THEREFORE,

(a) If said bid shall be rejected, or
(b) If said bid shall be accepted and the Principal shall enter into a contract in accordance with the bid or proposal
attached hereto and shall furnish any other bonds and insurance required by the bid or proposal, and shall in all other respects perform
the agreement created by the acceptance of said bid, then this obligation shall be null and void, otherwise this obligation shall remain in
full force and effect. It is expressly understood and agreed that the liability of the Surety for any and all claims hereunder shall, in no
event, exceed the penal amount of this obligation as herein stated.

The Surety, for the value received, hereby stipulates and agrees that the obligations of said Surety and its bond shall be in no
way impaired or affected by any extension of the time within which the Obligees may accept such bid, and said Surety does hereby
waive notice of any such extension.

WITNESS, the following signatures and seals of Principal and Surety, executed and sealed by a proper officer of Principal and
Surety, or by Principal individually if Principal is an individual, this 6th day of December, 2018.

Principal Seal


Pomeroy IT Solutions Sales Company
(Name of Principal)

By _____
(Must be President, Vice President, or
Duly Authorized Agent)

(Title)

Surety Seal

Atlantic Specialty Insurance Company
(Name of Surety)



Donna M. Planeta, Attorney-in-Fact

**IMPORTANT – Surety executing bonds must be licensed in West Virginia to transact surety insurance, must affix its seal, and
must attach a power of attorney with its seal affixed.**



Power of Attorney

KNOW ALL MEN BY THESE PRESENTS, that ATLANTIC SPECIALTY INSURANCE COMPANY, a New York corporation with its principal office in Plymouth, Minnesota, does hereby constitute and appoint: **Michelle Anne McMahon, Donna M Planeta, Joshua Sanford, Aimee R Perondine, Aiza Anderson, Danielle D Johnson**, each individually if there be more than one named, its true and lawful Attorney-in-Fact, to make, execute, seal and deliver, for and on its behalf as surety, any and all bonds, recognizances, contracts of indemnity, and all other writings obligatory in the nature thereof; provided that no bond or undertaking executed under this authority shall exceed in amount the sum of: **sixty million dollars (\$60,000,000)** and the execution of such bonds, recognizances, contracts of indemnity, and all other writings obligatory in the nature thereof in pursuance of these presents, shall be as binding upon said Company as if they had been fully signed by an authorized officer of the Company and sealed with the Company seal. This Power of Attorney is made and executed by authority of the following resolutions adopted by the Board of Directors of ATLANTIC SPECIALTY INSURANCE COMPANY on the twenty-fifth day of September, 2012:

Resolved: That the President, any Senior Vice President or Vice-President (each an "Authorized Officer") may execute for and in behalf of the Company any and all bonds, recognizances, contracts of indemnity, and all other writings obligatory in the nature thereof, and affix the seal of the Company thereto; and that the Authorized Officer may appoint and authorize an Attorney-in-Fact to execute on behalf of the Company any and all such instruments and to affix the Company seal thereto; and that the Authorized Officer may at any time remove any such Attorney-in-Fact and revoke all power and authority given to any such Attorney-in-Fact.

Resolved: That the Attorney-in-Fact may be given full power and authority to execute for and in the name and on behalf of the Company any and all bonds, recognizances, contracts of indemnity, and all other writings obligatory in the nature thereof, and any such instrument executed by any such Attorney-in-Fact shall be as binding upon the Company as if signed and sealed by an Authorized Officer and, further, the Attorney-in-Fact is hereby authorized to verify any affidavit required to be attached to bonds, recognizances, contracts of indemnity, and all other writings obligatory in the nature thereof.


This power of attorney is signed and sealed by facsimile under the authority of the following Resolution adopted by the Board of Directors of ATLANTIC SPECIALTY INSURANCE COMPANY on the twenty-fifth day of September, 2012:

Resolved: That the signature of an Authorized Officer, the signature of the Secretary or the Assistant Secretary, and the Company seal may be affixed by facsimile to any power of attorney or to any certificate relating thereto appointing an Attorney-in-Fact for purposes only of executing and sealing any bond, undertaking, recognizance or other written obligation in the nature thereof, and any such signature and seal where so used, being hereby adopted by the Company as the original signature of such officer and the original seal of the Company, to be valid and binding upon the Company with the same force and effect as though manually affixed.

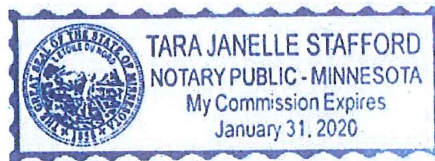
IN WITNESS WHEREOF, ATLANTIC SPECIALTY INSURANCE COMPANY has caused these presents to be signed by an Authorized Officer and the seal of the Company to be affixed this twenty-sixth day of October, 2017.

STATE OF MINNESOTA
HENNEPIN COUNTY



By 
Paul J. Brehm, Senior Vice President

On this twenty-sixth day of October, 2017, before me personally came Paul J. Brehm, Senior Vice President of ATLANTIC SPECIALTY INSURANCE COMPANY, to me personally known to be the individual and officer described in and who executed the preceding instrument, and he acknowledged the execution of the same, and being by me duly sworn, that he is the said officer of the Company aforesaid, and that the seal affixed to the preceding instrument is the seal of said Company and that the said seal and the signature as such officer was duly affixed and subscribed to the said instrument by the authority and at the direction of the Company.





Notary Public

I, the undersigned, Secretary of ATLANTIC SPECIALTY INSURANCE COMPANY, a New York Corporation, do hereby certify that the foregoing power of attorney is in full force and has not been revoked, and the resolutions set forth above are now in force.

Signed and sealed. Dated 10th day of December 2018.

This Power of Attorney expires
October 1, 2019




Christopher V. Jerry, Secretary



Purchasing Division
 2019 Washington Street East
 Post Office Box 50130
 Charleston, WV 25305-0130

State of West Virginia
 Request for Quotation
 21 – Info Technology

Proc Folder: 493476

Doc Description: ADDENDUM 3 STRUCTURED CABLING FOR DOT/DOH/DMV (63190023)

Proc Type: Central Purchase Order

Date Issued	Solicitation Closes	Solicitation No	Version
2018-12-04	2018-12-06 13:30:00	CRFQ 0803 DOT1900000034	4

BID RECEIVING LOCATION

BID CLERK
 DEPARTMENT OF ADMINISTRATION
 PURCHASING DIVISION
 2019 WASHINGTON ST E
 CHARLESTON WV 25305
 US

VENDOR

Vendor Name, Address and Telephone Number:
 Getronics
 Attn: Summer Bailey
 135 Corporate Centre Drive, Suite 410
 Scott Depot, WV 25560

FOR INFORMATION CONTACT THE BUYER

Crystal Rink
 (304) 558-2402
 crystal.g.rink@wv.gov

Signature X *Summer Bailey* FEIN # 61-1352158 DATE 12/4/18

All offers subject to all terms and conditions contained in this solicitation

ADDITIONAL INFORMATION:

THE STATE OF WEST VIRGINIA PURCHASING DIVISION IS SOLICITING BIDS ON BEHALF OF THE DEPARTMENT OF TRANSPORTATION TO ESTABLISH A CONTRACT FOR THE INSTALLATION OF STRUCTURED CABLING PATHWAYS AND SPACES SYSTEMS AT NINETEEN (19) DOT/DOH/DMV PER THE ATTACHED DOCUMENTS.

INVOICE TO	SHIP TO
DIVISION OF HIGHWAYS INFORMATION SERVICE DIVISION 1900 KANAWHA BLVD E, BLDG 5 RM 920 CHARLESTON WV25305-0430 US	DIVISION OF HIGHWAYS INFORMATION SERVICE DIVISION 1900 KANAWHA BLVD E, BLDG 5 RM 920 CHARLESTON WV 25305-0430 US

Line	Comm Ln Desc	Qty	Unit Issue	Unit Price	Total Price
1	NETWORK CABLING, INSTALLATION, TESTING &				\$1,242,142.05

Comm Code	Manufacturer	Specification	Model #
83111601	Getronics	see BOM's	

Extended Description :

TO PROVIDE STRUCTURED CABLING NETWORK DISTRIBUTION SYSTEM, INSTALLATION, TESTING & ACCEPTANCE

SCHEDULE OF EVENTS

Line	Event	Event Date
1	MANDATORY PRE-BID MEETING	2018-11-07
2	MANDATORY PRE-BID MEETING	2018-11-08
3	MANDATORY PRE-BID MEETING	2018-11-09
4	QUESTION DEADLINE	2018-11-16

DOT1900000034	Document Phase Final	Document Description ADDENDUM 3 STRUCTURED CABLING FOR DOT/DOH/DMV (63190023)	Page 3 of 3
---------------	--------------------------------	--	------------------------------

ADDITIONAL TERMS AND CONDITIONS

See attached document(s) for additional Terms and Conditions



WV School ID and Entity Number
 WV DOH
 District I
 Wireless/Cabling/Electronics

Customer PO # _____
 Service Request # _____
 Engineer _____
 Total **\$363,945.79**
 Signature _____
 Ref. # _____ 0

Walk Through Performed Date:

NOG: 4
 L/BCOG \$0.00

Cabling/Electronics Bill of Materials List

WV Item	Description	MBF	Qty	Amount	Est Price	Specs	Item Note
NCA-400-0100-XXX	Engineering Walk-Through/Project Manager. Six (6) Hrs/Week for 10 Weeks.	60	60	\$95	\$5,700.00		15 yr Onsite
NCA-400-0110-XXX	Installation of Wall Mount or Freestanding Enclosed Cabinets.	15	15	\$425	\$6,375.00		15 yr Onsite
NCA-400-0115-XXX	Core Drilling. Any size. Non-Asbestos only.	5	5	\$140	\$700.00		15 yr Onsite
NCA-400-0120-XXX	Installation of Misc Cabling Equipment. Includes but is not limited to Power Poles, Rack Mount Accessories, Fan Trays Etc	65	65	\$75	\$4,875.00		15 yr Onsite
NCA-400-0135-XXX	Room Penetration. For drilling and sleeving walls that are not considered for Core Drill. Includes drilling, sleeving and fire stop.	38	38	\$30	\$1,140.00		15 yr Onsite
NCA-400-0145-XXX	Fire Stopping existing conduits and sleeves	25	25	\$30	\$750.00		15 yr Onsite
NCA-400-0150-XXX	Properly Ground Existing Racks and Cabinets	15	15	\$150	\$2,250.00		15 yr Onsite
NCA-300-0110-XXX	TMGB Grounding Kit 1/4"x4"x12"	20	20	\$368.00	\$7,360.00		15 yr Onsite
NCA-020-0100-XXX	200 Plus CAT6 UTP Network Cabling Drops 1-2 to Faceplate	500	500	\$175	\$87,500.00		15 yr Onsite
NCA-020-0125-XXX	200 Plus CAT6 UTP Network Cabling Drop Discount 3+ to Faceplate	332	332	\$165	\$54,780.00		15 yr Onsite
NCA-020-0145-XXX	200 Plus CAT6A UTP 10GB Network Cabling Drops 1-2 to Faceplate	152	152	\$285	\$43,320.00		15 yr Onsite
NCA-030-0120-XXX	200 Plus CAT6A UTP 10GB Network Cabling Drop Discount 3+ to Faceplate	100	100	\$280	\$28,000.00		15 yr Onsite
NCA-060-0130-XXX	24 Port CAT6 UTP Patch Panel. Includes Freight and Installation.	4	4	\$169	\$676.00		
NCA-060-0135-XXX	48 Port CAT6 UTP Patch Panel. Includes Freight and Installation.	22	22	\$306	\$6,732.00		
NCA-060-0145-XXX	24 Port CAT6A UTP Patch Panel. Includes Freight and Installation.	2	2	\$202.46	\$404.92		
NCA-060-0150-XXX	48 Port CAT6A UTP Patch Panel. Includes Freight and Installation.	6	6	\$362.52	\$2,175.12		
NCA-070-0100-XXX	12-Strand Indoor SMF Fiber Optic Cable.	2250	2250	\$5.45	\$12,262.50	Per Foot	
NCA-080-0110-XXX	12 Port Rack Mount Fiber Termination Box. ST and SC Inserts not included. Includes Mounting Hardware, Freight and Install	14	14	\$165	\$2,310.00		
NCA-080-0140-XXX	12 Fiber Cassette w/LC type Connectors	14	14	\$134	\$1,876.00		
NCA-090-0140-XXX	Enclosed 19"Wx36"Hx24"D Wall Mount Enclosure. Includes Freight, Assembly, frame, perforated top, Solid Metal front door, grounding kit and power strip w/surge suppressor. Does not include Installation.	15	15	\$785.00	\$11,775.00		
NCA-090-0160-XXX	Removable Fan Top w/One 10" diameter 550 CFM Fan. For enclosed cabinets only. Includes Freight.	15	15	\$155	\$2,325.00		
NCA-090-0180-XXX	Wall Mount Shelf. Includes Freight. Does not include Installation.	19	19	\$120	\$2,280.00		
NCA-090-0190-XXX	2 Space Hinged Panel Mount. Includes Freight. Does not include Installation.	15	15	\$57	\$855.00		
NCA-100-0105-XXX	8 ft. Section of 1" Raceway (DEK/Panduit). Self-adhesive. Includes Freight but NOT Installation.	200	200	\$14	\$2,800.00		
NCA-100-0160-XXX	Cable Manager, Low Profile, 5 Rings. 1.5"x4" Rings. 75 Cable Capacity. Includes Freight and Installation.	20	20	\$50	\$1,000.00		
NCA-100-0170-XXX	Vertical Cable Manager, Front and Back, Slotted Duct. 35"Hx5.38"Wx8.57"D. Mounts on the side of a rack. Includes Freight and Installation.	20	20	\$79.50	\$1,590.00		
NCA-100-0250-XXX	18"W Ladder Tray Cable Support System. Includes Connectors, Grounding, Hangers, U-Supports, Spacers, Caps, Clamps, Couplers, Wall Penetrations (Excluding Asbestos Areas) and all applicable hardware. Includes Freight and Installation.	80	80	\$21	\$1,680.00	Per foot	
NCA-100-0265-XXX	4"Dx12"W Wire Basket Tray Cable Support System. Includes Connectors, Grounding, Hangers, U-Supports, Spacers, Caps, Clamps, Couplers, Wall Penetrations (Excluding Asbestos Areas) and all applicable hardware. Includes Freight and Installation.	100	100	\$25.50	\$2,550.00		
NCA-130-0105-XXX	5' CAT6 Patch Cable Booted - Any Color	126	126	\$2.25	\$283.50		
NCA-130-0115-XXX	10' CAT6 Patch Cable Booted - Any Color	189	189	\$4	\$756.00		
NCA-130-0125-XXX	15' CAT6 Patch Cable Booted - Any Color	221	221	\$5.25	\$1,160.25		
NCA-150-0105-XXX	5' CAT6 10Gig Patch Cable Booted - Any Color	221	221	\$7	\$1,547.00		
NCA-150-0115-XXX	10' CAT6 10Gig Patch Cable Booted - Any Color	697	697	\$10	\$6,970.00		
NCA-150-0125-XXX	15' CAT6 10Gig Patch Cable Booted - Any Color	1014	1014	\$15	\$15,210.00		
NCA-190-0145-XXX	1-meter SMF LC-SC Fiber Patch Cable	5	5	\$24	\$120.00		
NCA-190-0160-XXX	1-meter SMF LC-LC Fiber Patch Cable	10	10	\$26	\$260.00		
NCA-190-0165-XXX	2-meter SMF LC-LC Fiber Patch Cable	4	4	\$29	\$116.00		

RCURN08	Geist 102D20ST5-0D Switched Ultra PDU	6	6	\$754	\$4,524.00	
RTAFHD3-12	Geist Remote Temperature, Humidity, Air Flow, & Dew Point Sensor	6	6	\$120	\$720.00	
2-9USTAND	TrippLite Convert to Tower Mount	10	10	\$72.00	\$720.00	3 Years with online registration
SU1000RTXL2UA	2U 1kVA SmartOnline UPS	21	21	\$662.00	\$13,902.00	
BP24V70-3U	Battery Pack for SU1000RTXL2UA	1	1	\$1,149.00	\$1,149.00	3 Years with online registration
WEBCARDLX	Web Management Cards	21	21	\$214.50	\$4,504.50	
BP24V15RT2U	External Battery Pack	3	3	\$249.00	\$747.00	
ENVIROSENSE	Environmental Sensor for use with SNMPWebCard	16	16	\$138.50	\$2,216.00	3 Years with online registration
JP121-11S	Pelco SRX PRO2 Mini Dome Poe IMP 2.8MM Lens	3	3	\$298.00	\$894.00	2 Years
EZDP44S2	EZ Path Series 44+ Fire Rated Device Kit	40	40	\$302.00	\$12,080.00	2 Years

Subtotal

\$363,945.79



WV School ID and Entity Number
 WV DOH
 District 2
 Wireless/Cablings/Electronics

Customer PO # _____
 Service Request # _____
 Engineer _____
 Total \$513,117.56
 Signature _____
 Ref. # 0

Walk Through Performed Date:

NOG: 4
 L/BCOG \$0.00

COI Cabling/Electronics Bill of Materials List

WVItem	Description	MDF	Qty	Amount	Est Price	Specs.	Item Note
NCA-400-0100-XXX	Engineering Walk-Through/Project Manager. Six (6) Hrs/Week for 20 Weeks.	120	120	\$95	\$11,400.00		15 yr Onsite
NCA-400-0110-XXX	Installation of Wall Mount or Freestanding Enclosed Cabinets.	9	9	\$425	\$3,825.00		15 yr Onsite
NCA-400-0115-XXX	Core Drilling. Any size. Non-Asbestos only.	8	8	\$140	\$1,120.00		15 yr Onsite
NCA-400-0120-XXX	Installation of Misc Cabling Equipment. Includes but is not limited to Power Poles, Rack Mount Accessories, Fan Trays Etc	64	64	\$75	\$4,800.00		15 yr Onsite
NCA-400-0135-XXX	Room Penetration. For drilling and sleeving walls that are not considered for Core Drill	42	42	\$30	\$1,260.00		15 yr Onsite
NCA-400-0145-XXX	Includes drilling, sleeving and fire stop.	42	42	\$30	\$1,260.00		15 yr Onsite
NCA-400-0150-XXX	Fire Stopping existing conduits and sleeves	42	42	\$30	\$1,260.00		15 yr Onsite
NCA-400-0150-XXX	Properly Ground Existing Racks and Cabinets	9	9	\$150	\$1,350.00		15 yr Onsite
NCA-300-0110-XXX	TMGB Grounding Kit 1/4"x4"x12"	18	18	\$368.00	\$6,624.00		15 yr Onsite
NCA-020-0100-XXX	200 Plus CAT6 UTP Network Cabling Drops 1-2 to Faceplate	180	180	\$175	\$31,500.00		15 yr Onsite
NCA-020-0125-XXX	200 Plus CAT6 UTP Network Cabling Drop Discount 3+ to Faceplate	100	100	\$165	\$16,500.00		15 yr Onsite
NCA-020-0145-XXX	200 Plus CAT6A UTP 10GB Network Cabling Drops 1-2 to Faceplate	600	600	\$285	\$171,000.00		15 yr Onsite
NCA-030-0120-XXX	200 Plus CAT6A UTP 10GB Network Cabling Drop Discount 3+ to Faceplate	386	386	\$280	\$108,080.00		15 yr Onsite
NCA-060-0130-XXX	24 Port CAT6 UTP Patch Panel. Includes Freight and Installation.	4	4	\$169	\$676.00		
NCA-060-0135-XXX	48 Port CAT6 UTP Patch Panel. Includes Freight and Installation.	5	5	\$306	\$1,530.00		
NCA-060-0145-XXX	24 Port CAT6A UTP Patch Panel. Includes Freight and Installation.	9	9	\$202.46	\$1,822.14		
NCA-060-0150-XXX	48 Port CAT6A UTP Patch Panel. Includes Freight and Installation.	21	21	\$362.52	\$7,612.92		
NCA-070-0100-XXX	12-Strand Indoor SMF Fiber Optic Cable.	5500	5500	\$5.45	\$29,975.00	Per Foot	
NCA-080-0110-XXX	12 Port Rack Mount Fiber Termination Box. ST and SC Inserts not included. Includes Mounting Hardware, Freight and Install	14	14	\$165	\$2,310.00		
NCA-080-0140-XXX	12 Fiber Cassette w/LC type Connectors	28	28	\$134	\$3,752.00		
NCA-090-0140-XXX	Enclosed 19" Wx36" Hx24" D Wall Mount Enclosure. Includes Freight, Assembly, frame, perforated top, Solid Metal front door, grounding kit and power strip w/surge suppressor	9	9	\$785.00	\$7,065.00		Does not include Installation
NCA-090-0160-XXX	Removable Fan Top w/One 10" diameter 550 CFM Fan. For enclosed cabinets only.	9	9	\$155	\$1,395.00		Includes Freight.
NCA-090-0180-XXX	Wall Mount Shelf. Includes Freight. Does not include Installation.	20	20	\$120	\$2,400.00		
NCA-090-0190-XXX	2 Space Hinged Panel Mount. Includes Freight. Does not include Installation	8	8	\$57	\$456.00		
NCA-100-0105-XXX	8 ft. Section of 1" Raceway (DEK/Panduit). Self-adhesive. Includes Freight but NOT Installation.	100	100	\$14	\$1,400.00		
NCA-100-0110-XXX	4" Raceway Support Parts (DEK/Panduit). End Caps, Ceiling Caps, 90, Couplers, "T" Fittings, etc... Includes Freight but NOT Installation.	300	300	\$18.88	\$5,664.00		
NCA-100-0160-XXX	Cable Manager, Low Profile, 5 Rings. 1.5"x4" Rings. 75 Cable Capacity. Includes Freight and Installation	20	20	\$50	\$1,000.00		
NCA-100-0170-XXX	Vertical Cable Manager, Front and Back, Slotted Duct. 35" Hx5.38" Wx8.57" D. Mounts on the side of a rack. Includes Freight and Installation.	27	27	\$79.50	\$2,146.50		
NCA-100-0245-XXX	2"Dx6" W Wire Basket Tray Cable Support System. Includes Connectors, Grounding, Hangers, U-Supports, Spacers, Caps, Clamps, Couplers, Wall Penetrations (Excluding Asbestos Areas) and all applicable hardware. Includes Freight and Installation.	100	100	\$19	\$1,900.00	Per foot	
NCA-100-0250-XXX	18"W Ladder Tray Cable Support System. Includes Connectors, Grounding, Hangers, U-Supports, Spacers, Caps, Clamps, Couplers, Wall Penetrations (Excluding Asbestos Areas) and all applicable hardware. Includes Freight and Installation.	100	100	\$21	\$2,100.00	Per foot	
NCA-130-0105-XXX	5' CAT6 Patch Cable Booted - Any Color	70	70	\$2.25	\$157.50		
NCA-130-0115-XXX	10' CAT6 Patch Cable Booted - Any Color	210	210	\$4	\$840.00		
NCA-130-0125-XXX	15' CAT6 Patch Cable Booted - Any Color	322	322	\$5.25	\$1,690.50		
NCA-150-0105-XXX	5' CAT6 10Gig Patch Cable Booted - Any Color	247	247	\$7	\$1,729.00		
NCA-150-0115-XXX	10' CAT6 10Gig Patch Cable Booted - Any Color	785	785	\$10	\$7,850.00		
NCA-150-0125-XXX	15' CAT6 10Gig Patch Cable Booted - Any Color	1134	1134	\$15	\$17,010.00		
NCA-190-0145-XXX	1-meter SMF LC-SC Fiber Patch Cable	6	6	\$24	\$144.00		

NCA-190-0160-XXX	1-meter SMF LC-LC Fiber Patch Cable	20	20	\$26	\$520.00	
NCA-190-0165-XXX	2-meter SMF LC-LC Fiber Patch Cable	5	5	\$29	\$145.00	
RCURN08	Gen1 102D20S75-QD Switched Ultra PDU	10	10	\$754	\$7,540.00	
RTAFHD3-12	Gen1 Remote Temperature, Humidity, Air Flow, & Dew Point Sensor	10	10	\$120	\$1,200.00	
2-9USTAND	TrippLite Convert to Tower Mount	12	12	\$72.00	\$864.00	3 Years with online registration
BP24V70-3U	Battery Pack for SU1000RTXL2UA	8	8	\$1,149.00	\$9,192.00	3 Years with online registration
SU1000RTXL2UA	2U 1kVA SmartOnline UPS	23	23	\$662.00	\$15,226.00	
WEBCARDLX	Web Management Cards	23	23	\$214.50	\$4,933.50	
BP24V15RT2U	External Battery Pack	10	10	\$249.00	\$2,490.00	
ENVIROSENSE	Environmental Sensor for use with SNMPWebCard	11	11	\$138.50	\$1,523.50	3 Years with online registration
LP121-11S	Pelco SRX PRO2 Mini Dome PoE 1MP 2.8MM Lens	10	10	\$298.00	\$2,980.00	2 Years
EZDP44S2	EZ Path Series 44r Fire Rated Device Kit	17	17	\$302.00	\$5,134.00	2 Years

Ready

Total: \$513,117.56



WV School ID and Entity Number
 WV DOH
 District 10
 Wireless/Cabling/Electronics

Customer PO # _____
 Service Request # _____
 Engineer _____
 Total \$365,078.70
 Signature _____
 Ref. # 0

Walk Through Performed Date:

NOG: 4
 L/BCOG \$0.00

COI Cabling/Electronics Bill of Materials List

WVItem	Description	MDF	Qty	Amount	Ext Price	Specs.	Item Note
NCA-400-0100-XXX	Engineering Walk-Through/Project Manager. Six (6) Hrs/Week for 20 Weeks.	100	100	\$95	\$9,500.00		15 yr Onsite
NCA-400-0110-XXX	Installation of Wall Mount or Freestanding Enclosed Cabinets.	9	9	\$425	\$3,825.00		15 yr Onsite
NCA-400-0115-XXX	Core Drilling. Any size. Non-Asbestos only.	6	6	\$140	\$840.00		15 yr Onsite
NCA-400-0120-XXX	Installation of Misc Cabling Equipment. Includes but is not limited to Power Poles, Rack Mount Accessories, Fan Trays Etc	52	52	\$75	\$3,900.00		15 yr Onsite
NCA-400-0135-XXX	Room Penetration For drilling and sleeving walls that are not considered for Core Drill Includes drilling, sleeving and fire stop.	28	28	\$30	\$840.00		15 yr Onsite
NCA-400-0145-XXX	Fire Stopping existing conduits and sleeves	28	28	\$30	\$840.00		15 yr Onsite
NCA-400-0150-XXX	Properly Ground Existing Racks and Cabinets	9	9	\$150	\$1,350.00		15 yr Onsite
NCA-300-0110-XXX	TMGB Grounding Kit 1/4"x4"x12"	15	15	\$368.00	\$5,520.00		15 yr Onsite
NCA-020-0100-XXX	200 Plus CAT6 UTP Network Cabling Drops 1-2 to Faceplate	180	180	\$175	\$31,500.00		15 yr Onsite
NCA-020-0125-XXX	200 Plus CAT6 UTP Network Cabling Drop Discount 3+ to Faceplate	100	100	\$165	\$16,500.00		15 yr Onsite
NCA-020-0145-XXX	200 Plus CAT6A UTP 10GB Network Cabling Drops 1-2 to Faceplate	400	400	\$285	\$114,000.00		15 yr Onsite
NCA-030-0120-XXX	200 Plus CAT6A UTP 10GB Network Cabling Drop Discount 3+ to Faceplate	236	236	\$280	\$66,080.00		15 yr Onsite
NCA-060-0130-XXX	24 Port CAT6 UTP Patch Panel. Includes Freight and Installation.	6	6	\$169	\$1,014.00		
NCA-060-0135-XXX	48 Port CAT6 UTP Patch Panel. Includes Freight and Installation.	4	4	\$306	\$1,224.00		
NCA-060-0145-XXX	24 Port CAT6A UTP Patch Panel. Includes Freight and Installation.	2	2	\$202.46	\$404.92		
NCA-060-0150-XXX	48 Port CAT6A UTP Patch Panel. Includes Freight and Installation.	14	14	\$362.52	\$5,075.28		
NCA-070-0100-XXX	12-Strand Indoor SMF Fiber Optic Cable.	1750	1750	\$5.45	\$9,537.50	Per Foot	
NCA-080-0110-XXX	12 Port Rack Mount Fiber Termination Box. ST and SC Inserts not included. Includes Mounting Hardware, Freight and Install	14	14	\$165	\$2,310.00		
NCA-080-0140-XXX	12 Fiber Cassette w/LC type Connectors	28	28	\$134	\$3,752.00		
NCA-090-0140-XXX	Enclosed 19"Wx36"Hx24"D Wall Mount Enclosure. Includes Freight, Assembly, frame, perforated top, Solid Metal front door, grounding kit and power strip w/surge suppressor Does not include Installation	9	9	\$785.00	\$7,065.00		
NCA-090-0160-XXX	Removable Fan Top w/One 10" diameter 550 CFM Fan. For enclosed cabinets only. Includes Freight.	9	9	\$155	\$1,395.00		
NCA-090-0180-XXX	Wall Mount Shelf. Includes Freight. Does not include Installation.	18	18	\$120	\$2,160.00		
NCA-090-0190-XXX	2 Space Hinged Panel Mount. Includes Freight. Does not include Installation.	10	10	\$57	\$570.00		
NCA-100-0105-XXX	8 ft Section of 1" Raceway (DEK/Panduit) Self-adhesive. Includes Freight but NOT Installation.	150	150	\$14	\$2,100.00		
NCA-100-0110-XXX	4" Raceway Support Parts (DEK/Panduit) End Caps, Ceiling Caps, 90, Couplers, "T" Fittings, etc... Includes Freight but NOT Installation.	400	400	\$18.88	\$7,552.00		
NCA-100-0160-XXX	Cable Manager, Low Profile, 5 Rings. 1.5"x4" Rings. 75 Cable Capacity. Includes Freight and Installation	13	13	\$50	\$650.00		
NCA-100-0170-XXX	Vertical Cable Manager, Front and Back, Slotted Duct. 35"Hx5.38"Wx8.57"D. Mounts on the side of a rack. Includes Freight and Installation.	25	25	\$79.50	\$1,987.50		
NCA-100-0245-XXX	2"Dx6"W Wire Basket Tray Cable Support System. Includes Connectors, Grounding, Hangers, U-Supports, Spacers, Caps, Clamps, Couplers, Wall Penetrations (Excluding Asbestos Areas) and all applicable hardware. Includes Freight and Installation.	400	400	\$19	\$7,600.00	Per foot	
NCA-100-0250-XXX	18"W Ladder Tray Cable Support System. Includes Connectors, Grounding, Hangers, U-Supports, Spacers, Caps, Clamps, Couplers, Wall Penetrations (Excluding Asbestos Areas) and all applicable hardware. Includes Freight and Installation.	100	100	\$21	\$2,100.00	Per foot	
NCA-130-0105-XXX	5' CAT6 Patch Cable Booted - Any Color	70	70	\$2.25	\$157.50		
NCA-130-0115-XXX	10' CAT6 Patch Cable Booted - Any Color	210	210	\$4	\$840.00		
NCA-130-0125-XXX	15' CAT6 Patch Cable Booted - Any Color	322	322	\$5.25	\$1,690.50		
NCA-150-0105-XXX	5' CAT6 10Gig Patch Cable Booted - Any Color	159	159	\$7	\$1,113.00		
NCA-150-0115-XXX	10' CAT6 10Gig Patch Cable Booted - Any Color	547	547	\$10	\$5,470.00		
NCA-150-0125-XXX	15' CAT6 10Gig Patch Cable Booted - Any Color	721	721	\$15	\$10,815.00		
NCA-190-0145-XXX	1-meter SMF LC-SC Fiber Patch Cable	6	6	\$24	\$144.00		

NCA-190-0160-XXX	1-meter SMF LC-LC Fiber Patch Cable	20	20	\$26	\$520.00	
NCA-190-0165-XXX	2-meter SMF LC-LC Fiber Patch Cable	5	5	\$29	\$145.00	
RCURN03	Geist 102D205T3_OD Switched Ultra PDU	4	4	\$754	\$3,016.00	
RTAFHD3-12	Geist Remote Temperature, Humidity, Air Flow & Dew Point Sensor	4	4	\$120	\$480.00	
2-9USTAND	TrippLite Convert to Tower Mount	8	8	\$72.00	\$576.00	3 Years with online registration
SU1000RTXL2UA	2U 1KVA SmartOnline UPS	20	20	\$662.00	\$13,240.00	
BP24V70-3U	Battery Pack for SU1000RTXL2UA	1	1	\$1,149.00	\$1,149.00	3 Years with online registration
WEBCARDLN	Web Management Cards	20	20	\$214.50	\$4,290.00	
BP24V15RT2U	External Battery Pack	5	5	\$249.00	\$1,245.00	
ENVIROSENSE	Environmental Sensor for use with SNMPWebCard	17	17	\$138.50	\$2,354.50	3 Years with online registration
LP121-1IS	Pelco SRX PRO2 Mini Dome PoE 1MP 2.8MM Lens	7	7	\$298.00	\$2,086.00	2 Years
EZDP-4S2	EZ Path Series 44+ Fire Rated Device Kit	15	15	\$302.00	\$4,530.00	2 Years

Ready

Total \$365,078.70

ADDENDUM ACKNOWLEDGEMENT FORM
SOLICITATION NO.: DOT1900000034

Instructions: Please acknowledge receipt of all addenda issued with this solicitation by completing this addendum acknowledgment form. Check the box next to each addendum received and sign below. Failure to acknowledge addenda may result in bid disqualification.

Acknowledgment: I hereby acknowledge receipt of the following addenda and have made the necessary revisions to my proposal, plans and/or specification, etc.

Addendum Numbers Received:

(Check the box next to each addendum received)

- | | |
|--|--|
| <input checked="" type="checkbox"/> Addendum No. 1 | <input type="checkbox"/> Addendum No. 6 |
| <input checked="" type="checkbox"/> Addendum No. 2 | <input type="checkbox"/> Addendum No. 7 |
| <input checked="" type="checkbox"/> Addendum No. 3 | <input type="checkbox"/> Addendum No. 8 |
| <input type="checkbox"/> Addendum No. 4 | <input type="checkbox"/> Addendum No. 9 |
| <input type="checkbox"/> Addendum No. 5 | <input type="checkbox"/> Addendum No. 10 |

I understand that failure to confirm the receipt of addenda may be cause for rejection of this bid. I further understand that any verbal representation made or assumed to be made during any oral discussion held between Vendor's representatives and any state personnel is not binding. Only the information issued in writing and added to the specifications by an official addendum is binding.

Pomeroy IT Solutions Sales Co. Inc
dba Getronics Company

Summer Briley

Authorized Signature

12/3/2018

Date

NOTE: This addendum acknowledgment should be submitted with the bid to expedite document processing.

Revised 6/8/2012

SOLICITATION NUMBER: CRFQ DOT1900000034

Addendum Number: 1

The purpose of this addendum is to modify the solicitation identified as ("Solicitation") to reflect the change(s) identified and described below.

Applicable Addendum Category:

- Modify bid opening date and time
- Modify specifications of product or service being sought
- Attachment of vendor questions and responses
- Attachment of pre-bid sign-in sheet
- Correction of error
- Other

Description of Modification to Solicitation:

1. To provide mandatory pre-bid meeting sign-in sheets

No other changes at this time

Bid opening remains December 5, 2018 at 1:30 PM EST

Additional Documentation: Documentation related to this Addendum (if any) has been included herewith as Attachment A and is specifically incorporated herein by reference.

Terms and Conditions:

1. All provisions of the Solicitation and other addenda not modified herein shall remain in full force and effect.
2. Vendor should acknowledge receipt of all addenda issued for this Solicitation by completing an Addendum Acknowledgment, a copy of which is included herewith. Failure to acknowledge addenda may result in bid disqualification. The addendum acknowledgement should be submitted with the bid to expedite document processing.

ATTACHMENT A

District 1

SIGN IN SHEET

Page 1 of 2

Request for Proposal No. CRFQ
DOT 194434

PLEASE PRINT

Date: 11/7/18

* PLEASE BE SURE TO PRINT LEGIBLY - IF POSSIBLE, LEAVE A BUSINESS CARD

FIRM & REPRESENTATIVE NAME	MAILING ADDRESS	TELEPHONE & FAX NUMBERS
Company: <u>WV DOT</u> Rep: <u>Kristy Jones</u> Email Address: <u>Kristy.jones@wv.gov</u>	<u>Bldg 5 Rm 920</u> <u>Charleston WV 25305</u>	PHONE <u>304-558-9536</u> TOLL FREE FAX
Company: <u>WV DOT</u> Rep: <u>Todd McIntyre</u> Email Address: <u>todd.mcintyre@wv.gov</u>	<u>Bldg 5 Rm 920</u> <u>Charleston WV 25305</u>	PHONE <u>304-558-9525</u> TOLL FREE FAX
Company: <u>WV DOT</u> Rep: <u>Doug Brown</u> Email Address: <u>Douglas.Brown@WV.gov</u>	<u>1340 Smith St</u> <u>Charleston WV 25301</u>	PHONE <u>304-392-5611</u> TOLL FREE FAX
Company: <u>Verizon (VSSI)</u> Rep: <u>Lawrence (Lance) Host</u> Email Address: <u>lawrence.host@verizon.com</u>	<u>827 Fairmont Rd. suite 204</u> <u>Morgantown, WV 26501</u>	PHONE <u>304-381-3969</u> TOLL FREE FAX
Company: <u>Graybar</u> Rep: <u>Kevin Hyper</u> Email Address: <u>Kevin.hyper@graybar.com</u>	<u>1010 Young St</u> <u>CHARLESTON WV 25301</u>	PHONE <u>304-206-3424</u> TOLL FREE FAX

SIGN IN SHEET

Request for Proposal No. _____

PLEASE PRINT

Page 2 of 2
Date: 11/7/18

* PLEASE BE SURE TO PRINT LEGIBLY - IF POSSIBLE, LEAVE A BUSINESS CARD

FIRM & REPRESENTATIVE NAME	MAILING ADDRESS	TELEPHONE & FAX NUMBERS
Company: <u>Getronics</u>	<u>155 Center Drive</u>	PHONE <u>304 546-2273</u>
Rep: <u>Kent Reed</u>	<u>Scott Depot, WV 26500</u>	TOLL FREE
Email Address: <u>Kent.reed@getronics.com</u>		FAX
Company: <u>Advantage Technology</u>	<u>950 Kanawha Blvd E</u>	PHONE <u>304-942-6500</u>
Rep: <u>Brad Williams</u>	<u>Charleston, WV</u>	TOLL FREE
Email Address: <u>bwilliams@advantage.tech</u>		FAX
Company: <u>Mon Valley Technologies</u>	<u>3564 River Road</u>	PHONE <u>304 288 0746</u>
Rep: <u>Bob Bishop</u>	<u>Morgantown, WV 26501</u>	TOLL FREE
Email Address: <u>RBishop@MVTech.us</u>		FAX
Company: <u>WV Office of Technology</u>	<u>1900 Kanawha Blvd SE</u>	PHONE <u>304-538-9121</u>
Rep: <u>Stacie</u>	<u>Charleston WV</u>	TOLL FREE
Email Address: <u>Richard.W.Wickert@WV.gov</u>	<u>Blkg 5 10th Floor</u>	FAX
Company: _____	_____	PHONE _____
Rep: _____	_____	TOLL FREE _____
Email Address: _____	_____	FAX _____

District 2

SIGN IN SHEET

Page 1 of 2

Request for Proposal No.

PLEASE PRINT

Date: 11/8/18

* PLEASE BE SURE TO PRINT LEGIBLY - IF POSSIBLE, LEAVE A BUSINESS CARD

FIRM & REPRESENTATIVE NAME	MAILING ADDRESS	TELEPHONE & FAX NUMBERS
Company: Verizon (VSSI)	827 Fairmont Road	PHONE 304-381-3969
Rep: Lawrence (Lance) Host	suite 204	TOLL FREE
Email Address: lawrence.host@verizon.com	Morgantown, WV 26501	FAX
Company: Mon Valley Technologies	2564 River Road	PHONE 304 288-0746
Rep: Bob Bishop	Morgantown, WV 26501	TOLL FREE
Email Address: RBishop@MVTech.us		FAX
Company: Advantage Technology	950 Kanawha Blvd E.	PHONE 304-942-6500
Rep: Brad Williams	Charleston, WV	TOLL FREE
Email Address: bwilliams@advantage.tech		FAX
Company: Gebrronics (formerly Pomeroy)	Teays Valley, WV	PHONE 304.208.3150
Rep: Luke Evans		TOLL FREE
Email Address: Luke.Evans@gebronics.com		FAX
Company: OT		PHONE
Rep: Eric Daniel		TOLL FREE
Email Address: Eric.M.Daniel@wv.gold		FAX

SIGN IN SHEET

Page 2 of 2

Request for Proposal No. _____

PLEASE PRINT

Date: 11/8/18

* PLEASE BE SURE TO PRINT LEGIBLY - IF POSSIBLE, LEAVE A BUSINESS CARD

FIRM & REPRESENTATIVE NAME	MAILING ADDRESS	TELEPHONE & FAX NUMBERS
Company: <u>WVOT</u>	<u>Capitol</u> <u>July 5 10th Floor</u>	PHONE <u>304-558-9121</u>
Rep: <u>Richard Wicket</u>		TOLL FREE
Email Address: <u>Richard.W.Wicket@WV.GOV</u>		FAX
Company: <u>WVDOT</u>	<u>Building 5 Rm 920</u>	PHONE <u>304-558-9525</u>
Rep: <u>Todd McIntyre</u>		TOLL FREE
Email Address: <u>todd.g.mcintyre@wv.gov</u>		FAX
Company: <u>WVOT</u>	<u>Building 5 RM 920</u>	PHONE <u>304 558-9236</u>
Rep: <u>Mark A. Ward</u>		TOLL FREE
Email Address: <u>Mark.A.Ward@wv.gov</u>		FAX
Company: _____	_____	PHONE _____
Rep: _____		TOLL FREE
Email Address: _____		FAX
Company: _____	_____	PHONE _____
Rep: _____		TOLL FREE
Email Address: _____		FAX

District 10

SIGN IN SHEET

Page 1 of 2

Request for Proposal No.

PLEASE PRINT

Date: 11/9/18

* PLEASE BE SURE TO PRINT LEGIBLY - IF POSSIBLE, LEAVE A BUSINESS CARD

FIRM & REPRESENTATIVE NAME	MAILING ADDRESS	TELEPHONE & FAX NUMBERS
Company: <u>WV DOT Info Services</u>	<u>Bldg 5 Rm 900</u>	PHONE <u>304-558-9536</u>
Rep: <u>Kristy James</u>	<u>Charleston, WV 25305</u>	TOLL FREE
Email Address: <u>kristy.e.james@wv.gov</u>		FAX
Company: <u>WV DOT</u>	<u>BLDG 5 Rm 920</u>	PHONE <u>304-558-9525</u>
Rep: <u>Todd McIntyre</u>		TOLL FREE
Email Address: <u>todd.g.mcintyre@wv.gov</u>		FAX
Company: <u>Advantage Technology</u>	<u>950 Kanawha Blvd E</u>	PHONE <u>304-342-0796</u>
Rep: <u>Brad Williams</u>	<u>Charleston, WV</u>	TOLL FREE
Email Address: <u>bwilliams@advantage.tech</u>		FAX
Company: <u>Verizon (VSSI)</u>	<u>827 Fairmont Road</u>	PHONE <u>304-381-3969</u>
Rep: <u>Lawrence (Lance) Host</u>	<u>Suite 204</u>	TOLL FREE
Email Address: <u>lawrence.host@verizon.com</u>	<u>Morgantown, WV 26501</u>	FAX
Company: _____	_____	PHONE
Rep: _____	_____	TOLL FREE
Email Address: _____	_____	FAX

SIGN IN SHEET

Page 2 of 2

Request for Proposal No. _____

PLEASE PRINT

Date: 11/9/18

* PLEASE BE SURE TO PRINT LEGIBLY - IF POSSIBLE, LEAVE A BUSINESS CARD

FIRM & REPRESENTATIVE NAME	MAILING ADDRESS	TELEPHONE & FAX NUMBERS
Company: <u>Mow Valley Technologies</u>	<u>3564 River Road</u>	PHONE <u>304 288-0746</u>
Rep: <u>Bob Bishop</u>	<u>Morgantown WV 26501</u>	TOLL FREE
Email Address: <u>RBishop@MUTECH.US</u>		FAX
Company: <u>Getronics (Pomeroy)</u>	<u>135 Coopers Center Dr</u>	PHONE <u>304 546-2889</u>
Rep: <u>Kent Reed</u>	<u>Scott Paper WV 25560</u>	TOLL FREE
Email Address: <u>kent.reed@getronics.com</u>	<u>Suite 410</u>	FAX
Company: _____	_____	PHONE _____
Rep: _____	_____	TOLL FREE
Email Address: _____	_____	FAX
Company: _____	_____	PHONE _____
Rep: _____	_____	TOLL FREE
Email Address: _____	_____	FAX
Company: _____	_____	PHONE _____
Rep: _____	_____	TOLL FREE
Email Address: _____	_____	FAX

SOLICITATION NUMBER: CRFQ DOT1900000034

Addendum Number: 2

The purpose of this addendum is to modify the solicitation identified as ("Solicitation") to reflect the change(s) identified and described below.

Applicable Addendum Category:

- Modify bid opening date and time
- Modify specifications of product or service being sought
- Attachment of vendor questions and responses
- Attachment of pre-bid sign-in sheet
- Correction of error
- Other

Description of Modification to Solicitation:

1. To provide updated Attachment B
2. To provide updated drawings for District 2 and District 10
3. To provide clarification on Cat-6

No other changes at this time

Bid opening remains 12/05/2018

Additional Documentation: Documentation related to this Addendum (if any) has been included herewith as Attachment A and is specifically incorporated herein by reference.

Terms and Conditions:

1. All provisions of the Solicitation and other addenda not modified herein shall remain in full force and effect.
2. Vendor should acknowledge receipt of all addenda issued for this Solicitation by completing an Addendum Acknowledgment, a copy of which is included herewith. Failure to acknowledge addenda may result in bid disqualification. The addendum acknowledgement should be submitted with the bid to expedite document processing.

ATTACHMENT A

CRFQ 0803 DOT1900000034 (63190023)

Addendum 2

Clarification

All instances of Cat-6 throughout the specifications shall be replaced with Cat-6A.

An updated version of Attachment B – Materials List shall replace the original Attachment B – Materials List. The updated Materials List includes additional drops that were identified during the Pre-Bid meetings. Additional network drops are being added for District 2 and 10. In addition, updated floor plans are also included.

SOLICITATION NUMBER: CRFQ DOT1900000034

Addendum Number: 3

The purpose of this addendum is to modify the solicitation identified as ("Solicitation") to reflect the change(s) identified and described below.

Applicable Addendum Category:

- Modify bid opening date and time
- Modify specifications of product or service being sought
- Attachment of vendor questions and responses
- Attachment of pre-bid sign-in sheet
- Correction of error
- Other

Description of Modification to Solicitation:

1. To change bid opening date to December 6, 2018 at 1:30 PM EST due to United States Postal Service being closed on December 5th.

Additional Documentation: Documentation related to this Addendum (if any) has been included herewith as Attachment A and is specifically incorporated herein by reference.

Terms and Conditions:

1. All provisions of the Solicitation and other addenda not modified herein shall remain in full force and effect.
2. Vendor should acknowledge receipt of all addenda issued for this Solicitation by completing an Addendum Acknowledgment, a copy of which is included herewith. Failure to acknowledge addenda may result in bid disqualification. The addendum acknowledgement should be submitted with the bid to expedite document processing.

ATTACHMENT A

INSTRUCTIONS TO VENDORS SUBMITTING BIDS

1. REVIEW DOCUMENTS THOROUGHLY: The attached documents contain a solicitation for bids. Please read these instructions and all documents attached in their entirety. These instructions provide critical information about requirements that if overlooked could lead to disqualification of a Vendor's bid. All bids must be submitted in accordance with the provisions contained in these instructions and the Solicitation. Failure to do so may result in disqualification of Vendor's bid.

2. MANDATORY TERMS: The Solicitation may contain mandatory provisions identified by the use of the words "must," "will," and "shall." Failure to comply with a mandatory term in the Solicitation will result in bid disqualification.

3. PREBID MEETING: The item identified below shall apply to this Solicitation.

A pre-bid meeting will not be held prior to bid opening

A **NON-MANDATORY PRE-BID** meeting will be held at the following place and time:

A **MANDATORY PRE-BID** meeting will be held at the following place and time:

Vendor or representative must attend all of the following mandatory pre-bid meetings:

November 7, 2018 at 10:00 AM EST 1334 Smith Street Charleston, WV 25301

November 8, 2018 at 10:00 AM EST 801 Madison Ave, Huntington, WV 25704

November 9, 2018 at 10:00 AM EST 270 Hardwood Lane, Princeton, WV 24740

All Vendors submitting a bid must attend the mandatory pre-bid meeting. Failure to attend the mandatory pre-bid meeting shall result in disqualification of the Vendor's bid. No one person attending the pre-bid meeting may represent more than one Vendor.

An attendance sheet provided at the pre-bid meeting shall serve as the official document verifying attendance. The State will not accept any other form of proof or documentation to verify attendance. Any person attending the pre-bid meeting on behalf of a Vendor must list on the attendance sheet his or her name and the name of the Vendor he or she is representing.

Mandatory Pre-bid Meetings

Vendor or representative must attend all three mandatory pre-bid meetings at the following locations on the date and time listed:

November 7, 2018 at 10:00 AM EST

DOH DISTRICT 1 HEADQUARTERS:

1334 Smith Street Charleston, WV 25301

November 8, 2018 at 10:00 AM EST

DOH DISTRICT 2 HEADQUARTERS:

801 Madison Ave., Huntington, WV 25704

November 9, 2018 at 10:00 EST

DOH DISTRICT 10 HEADQUARTERS:

270 Hardwood Lane Princeton, WV 24740

Additionally, the person attending the pre-bid meeting should include the Vendor's E-Mail address, phone number, and Fax number on the attendance sheet. It is the Vendor's responsibility to locate the attendance sheet and provide the required information. Failure to complete the attendance sheet as required may result in disqualification of Vendor's bid.

All Vendors should arrive prior to the starting time for the pre-bid. Vendors who arrive after the starting time but prior to the end of the pre-bid will be permitted to sign in, but are charged with knowing all matters discussed at the pre-bid.

Questions submitted at least five business days prior to a scheduled pre-bid will be discussed at the pre-bid meeting if possible. Any discussions or answers to questions at the pre-bid meeting are preliminary in nature and are non-binding. Official and binding answers to questions will be published in a written addendum to the Solicitation prior to bid opening.

4. VENDOR QUESTION DEADLINE: Vendors may submit questions relating to this Solicitation to the Purchasing Division. Questions must be submitted in writing. All questions must be submitted on or before the date listed below and to the address listed below in order to be considered. A written response will be published in a Solicitation addendum if a response is possible and appropriate. Non-written discussions, conversations, or questions and answers regarding this Solicitation are preliminary in nature and are nonbinding.

Submitted e-mails should have solicitation number in the subject line.

Question Submission Deadline: November 16, 2018 at 10:00 AM EST

Submit Questions to: Crystal Rink
2019 Washington Street, East
Charleston, WV 25305
Fax: (304) 558-4115 (Vendors should not use this fax number for bid submission)
Email: Crystal.G.Rink@wv.gov

5. VERBAL COMMUNICATION: Any verbal communication between the Vendor and any State personnel is not binding, including verbal communication at the mandatory pre-bid conference. Only information issued in writing and added to the Solicitation by an official written addendum by the Purchasing Division is binding.

6. BID SUBMISSION: All bids must be submitted electronically through wvOASIS or signed and delivered by the Vendor to the Purchasing Division at the address listed below on or before the date and time of the bid opening. Any bid received by the Purchasing Division staff is considered to be in the possession of the Purchasing Division and will not be returned for any reason. The Purchasing Division will not accept bids, modification of bids, or addendum acknowledgment forms via e-mail. Acceptable delivery methods include electronic submission via wvOASIS, hand delivery, delivery by courier, or facsimile.

The bid delivery address is:
Department of Administration, Purchasing Division
2019 Washington Street East
Charleston, WV 25305-0130

A bid that is not submitted electronically through wvOASIS should contain the information listed below on the face of the envelope or the bid may be rejected by the Purchasing Division.:

SEALED BID:
BUYER: Crystal Rink
SOLICITATION NO.: CRFQ DOT1900000034
BID OPENING DATE: December 5, 2018
BID OPENING TIME: 1:30 PM EST
FAX NUMBER: 304-558-3970

The Purchasing Division may prohibit the submission of bids electronically through wvOASIS at its sole discretion. Such a prohibition will be contained and communicated in the wvOASIS system resulting in the Vendor's inability to submit bids through wvOASIS. Submission of a response to an Expression or Interest or Request for Proposal is not permitted in wvOASIS.

For Request For Proposal ("RFP") Responses Only: In the event that Vendor is responding to a request for proposal, the Vendor shall submit one original technical and one original cost proposal plus n/a convenience copies of each to the Purchasing Division at the address shown above. Additionally, the Vendor should identify the bid type as either a technical or cost proposal on the face of each bid envelope submitted in response to a request for proposal as follows:

BID TYPE: (This only applies to CRFP)

- Technical
 Cost

7. BID OPENING: Bids submitted in response to this Solicitation will be opened at the location identified below on the date and time listed below. Delivery of a bid after the bid opening date and time will result in bid disqualification. For purposes of this Solicitation, a bid is considered delivered when confirmation of delivery is provided by wvOASIS (in the case of electronic submission) or when the bid is time stamped by the official Purchasing Division time clock (in the case of hand delivery).

Bid Opening Date and Time: December 5, 2018 at 1:30 PM EST

Bid Opening Location: Department of Administration, Purchasing Division
2019 Washington Street East
Charleston, WV 25305-0130

8. ADDENDUM ACKNOWLEDGEMENT: Changes or revisions to this Solicitation will be made by an official written addendum issued by the Purchasing Division. Vendor should acknowledge receipt of all addenda issued with this Solicitation by completing an Addendum Acknowledgment Form, a copy of which is included herewith. Failure to acknowledge addenda may result in bid disqualification. The addendum acknowledgement should be submitted with the bid to expedite document processing.

9. BID FORMATTING: Vendor should type or electronically enter the information onto its bid to prevent errors in the evaluation. Failure to type or electronically enter the information may result in bid disqualification.

10. ALTERNATE MODEL OR BRAND: Unless the box below is checked, any model, brand, or specification listed in this Solicitation establishes the acceptable level of quality only and is not intended to reflect a preference for, or in any way favor, a particular brand or vendor. Vendors may bid alternates to a listed model or brand provided that the alternate is at least equal to the model or brand and complies with the required specifications. The equality of any alternate being bid shall be determined by the State at its sole discretion. Any Vendor bidding an alternate model or brand should clearly identify the alternate items in its bid and should include manufacturer's specifications, industry literature, and/or any other relevant documentation demonstrating the equality of the alternate items. Failure to provide information for alternate items may be grounds for rejection of a Vendor's bid.

This Solicitation is based upon a standardized commodity established under W. Va. Code § 5A-3-61. Vendors are expected to bid the standardized commodity identified. Failure to bid the standardized commodity will result in your firm's bid being rejected.

11. EXCEPTIONS AND CLARIFICATIONS: The Solicitation contains the specifications that shall form the basis of a contractual agreement. Vendor shall clearly mark any exceptions, clarifications, or other proposed modifications in its bid. Exceptions to, clarifications of, or modifications of a requirement or term and condition of the Solicitation may result in bid disqualification.

12. COMMUNICATION LIMITATIONS: In accordance with West Virginia Code of State Rules §148-1-6.6, communication with the State of West Virginia or any of its employees regarding this Solicitation during the solicitation, bid, evaluation or award periods, except through the Purchasing Division, is strictly prohibited without prior Purchasing Division approval. Purchasing Division approval for such communication is implied for all agency delegated and exempt purchases.

13. REGISTRATION: Prior to Contract award, the apparent successful Vendor must be properly registered with the West Virginia Purchasing Division and must have paid the \$125 fee, if applicable.

14. UNIT PRICE: Unit prices shall prevail in cases of a discrepancy in the Vendor's bid.

15. PREFERENCE: Vendor Preference may be requested in purchases of motor vehicles or construction and maintenance equipment and machinery used in highway and other infrastructure projects. Any request for preference must be submitted in writing with the bid, must specifically identify the preference requested with reference to the applicable subsection of West Virginia Code § 5A-3-37, and should include with the bid any information necessary to evaluate and confirm the applicability of the requested preference. A request form to help facilitate the request can be found at:

<http://www.state.wv.us/admin/purchase/vrc/Venpref.pdf>.

15A. RECIPROCAL PREFERENCE: The State of West Virginia applies a reciprocal preference to all solicitations for commodities and printing in accordance with W. Va. Code § 5A-3-37(b). In effect, non-resident vendors receiving a preference in their home states, will see that same preference granted to West Virginia resident vendors bidding against them in West Virginia. A request form to help facilitate the request can be found at:

<http://www.state.wv.us/admin/purchase/vrc/Venpref.pdf>.

16. SMALL, WOMEN-OWNED, OR MINORITY-OWNED BUSINESSES: For any solicitations publicly advertised for bid, in accordance with West Virginia Code §5A-3-37(a)(7) and W. Va. CSR § 148-22-9, any non-resident vendor certified as a small, women-owned, or minority-owned business under W. Va. CSR § 148-22-9 shall be provided the same preference made available to any resident vendor. Any non-resident small, women-owned, or minority-owned business must identify itself as such in writing, must submit that writing to the Purchasing Division with its bid, and must be properly certified under W. Va. CSR § 148-22-9 prior to contract award to receive the preferences made available to resident vendors. Preference for a non-resident small, women-owned, or minority owned business shall be applied in accordance with W. Va. CSR § 148-22-9.

17. WAIVER OF MINOR IRREGULARITIES: The Director reserves the right to waive minor irregularities in bids or specifications in accordance with West Virginia Code of State Rules § 148-1-4.6.

18. ELECTRONIC FILE ACCESS RESTRICTIONS: Vendor must ensure that its submission in wvOASIS can be accessed and viewed by the Purchasing Division staff immediately upon bid opening. The Purchasing Division will consider any file that cannot be immediately accessed and viewed at the time of the bid opening (such as, encrypted files, password protected files, or incompatible files) to be blank or incomplete as context requires, and are therefore unacceptable. A vendor will not be permitted to unencrypt files, remove password protections, or resubmit documents after bid opening to make a file viewable if those documents are required with the bid. A Vendor may be required to provide document passwords or remove access restrictions to allow the Purchasing Division to print or electronically save documents provided that those documents are viewable by the Purchasing Division prior to obtaining the password or removing the access restriction.

19. NON-RESPONSIBLE: The Purchasing Division Director reserves the right to reject the bid of any vendor as Non-Responsible in accordance with W. Va. Code of State Rules § 148-1-5.3, when the Director determines that the vendor submitting the bid does not have the capability to fully perform, or lacks the integrity and reliability to assure good-faith performance.”

20. ACCEPTANCE/REJECTION: The State may accept or reject any bid in whole, or in part in accordance with W. Va. Code of State Rules § 148-1-4.5. and § 148-1-6.4.b.”

21. YOUR SUBMISSION IS A PUBLIC DOCUMENT: Vendor’s entire response to the Solicitation and the resulting Contract are public documents. As public documents, they will be disclosed to the public following the bid/proposal opening or award of the contract, as required by the competitive bidding laws of West Virginia Code §§ 5A-3-1 et seq., 5-22-1 et seq., and 5G-1-1 et seq. and the Freedom of Information Act West Virginia Code §§ 29B-1-1 et seq.

DO NOT SUBMIT MATERIAL YOU CONSIDER TO BE CONFIDENTIAL, A TRADE SECRET, OR OTHERWISE NOT SUBJECT TO PUBLIC DISCLOSURE.

Submission of any bid, proposal, or other document to the Purchasing Division constitutes your explicit consent to the subsequent public disclosure of the bid, proposal, or document. The Purchasing Division will disclose any document labeled “confidential,” “proprietary,” “trade secret,” “private,” or labeled with any other claim against public disclosure of the documents, to include any “trade secrets” as defined by West Virginia Code § 47-22-1 et seq. All submissions are subject to public disclosure without notice.

22. INTERESTED PARTY DISCLOSURE: West Virginia Code § 6D-1-2 requires that the vendor submit to the Purchasing Division a disclosure of interested parties to the contract for all contracts with an actual or estimated value of at least \$1 Million. That disclosure must occur on the form prescribed and approved by the WV Ethics Commission prior to contract award. A copy of that form is included with this solicitation or can be obtained from the WV Ethics Commission. This requirement does not apply to publicly traded companies listed on a national or international stock exchange. A more detailed definition of interested parties can be obtained from the form referenced above.

23. WITH THE BID REQUIREMENTS: In instances where these specifications require documentation or other information with the bid, and a vendor fails to provide it with the bid, the Director of the Purchasing Division reserves the right to request those items after bid opening and prior to contract award pursuant to the authority to waive minor irregularities in bids or specifications under W. Va. CSR § 148-1-4.6. This authority does not apply to instances where state law mandates receipt with the bid.

GENERAL TERMS AND CONDITIONS:

1. CONTRACTUAL AGREEMENT: Issuance of a Award Document signed by the Purchasing Division Director, or his designee, and approved as to form by the Attorney General's office constitutes acceptance of this Contract made by and between the State of West Virginia and the Vendor. Vendor's signature on its bid signifies Vendor's agreement to be bound by and accept the terms and conditions contained in this Contract.

2. DEFINITIONS: As used in this Solicitation/Contract, the following terms shall have the meanings attributed to them below. Additional definitions may be found in the specifications included with this Solicitation/Contract.

2.1. "Agency" or "Agencies" means the agency, board, commission, or other entity of the State of West Virginia that is identified on the first page of the Solicitation or any other public entity seeking to procure goods or services under this Contract.

2.2. "Bid" or "Proposal" means the vendors submitted response to this solicitation.

2.3. "Contract" means the binding agreement that is entered into between the State and the Vendor to provide the goods or services requested in the Solicitation.

2.4. "Director" means the Director of the West Virginia Department of Administration, Purchasing Division.

2.5. "Purchasing Division" means the West Virginia Department of Administration, Purchasing Division.

2.6. "Award Document" means the document signed by the Agency and the Purchasing Division, and approved as to form by the Attorney General, that identifies the Vendor as the contract holder.

2.7. "Solicitation" means the official notice of an opportunity to supply the State with goods or services that is published by the Purchasing Division.

2.8. "State" means the State of West Virginia and/or any of its agencies, commissions, boards, etc. as context requires.

2.9. "Vendor" or "Vendors" means any entity submitting a bid in response to the Solicitation, the entity that has been selected as the lowest responsible bidder, or the entity that has been awarded the Contract as context requires.

3. CONTRACT TERM; RENEWAL; EXTENSION: The term of this Contract shall be determined in accordance with the category that has been identified as applicable to this Contract below:

Term Contract

Initial Contract Term: **Initial Contract Term:** This Contract becomes effective on _____ and extends for a period of _____ year(s).

Renewal Term: This Contract may be renewed upon the mutual written consent of the Agency, and the Vendor, with approval of the Purchasing Division and the Attorney General's office (Attorney General approval is as to form only). Any request for renewal should be delivered to the Agency and then submitted to the Purchasing Division thirty (30) days prior to the expiration date of the initial contract term or appropriate renewal term. A Contract renewal shall be in accordance with the terms and conditions of the original contract. Unless otherwise specified below, renewal of this Contract is limited to _____ successive one (1) year periods or multiple renewal periods of less than one year, provided that the multiple renewal periods do not exceed the total number of months available in all renewal years combined. Automatic renewal of this Contract is prohibited. Renewals must be approved by the Vendor, Agency, Purchasing Division and Attorney General's office (Attorney General approval is as to form only)

Alternate Renewal Term – This contract may be renewed for _____ successive _____ year periods or shorter periods provided that they do not exceed the total number of months contained in all available renewals. Automatic renewal of this Contract is prohibited. Renewals must be approved by the Vendor, Agency, Purchasing Division and Attorney General's office (Attorney General approval is as to form only)

Delivery Order Limitations: In the event that this contract permits delivery orders, a delivery order may only be issued during the time this Contract is in effect. Any delivery order issued within one year of the expiration of this Contract shall be effective for one year from the date the delivery order is issued. No delivery order may be extended beyond one year after this Contract has expired.

Fixed Period Contract: This Contract becomes effective upon Vendor's receipt of the notice to proceed and must be completed within _____ 365 calendar _____ days.

Fixed Period Contract with Renewals: This Contract becomes effective upon Vendor's receipt of the notice to proceed and part of the Contract more fully described in the attached specifications must be completed within _____ days. Upon completion of the work covered by the preceding sentence, the vendor agrees that maintenance, monitoring, or warranty services will be provided for _____ year(s) thereafter.

One Time Purchase: The term of this Contract shall run from the issuance of the Award Document until all of the goods contracted for have been delivered, but in no event will this Contract extend for more than one fiscal year.

Other: See attached.

4. NOTICE TO PROCEED: Vendor shall begin performance of this Contract immediately upon receiving notice to proceed unless otherwise instructed by the Agency. Unless otherwise specified, the fully executed Award Document will be considered notice to proceed.

5. QUANTITIES: The quantities required under this Contract shall be determined in accordance with the category that has been identified as applicable to this Contract below.

Open End Contract: Quantities listed in this Solicitation are approximations only, based on estimates supplied by the Agency. It is understood and agreed that the Contract shall cover the quantities actually ordered for delivery during the term of the Contract, whether more or less than the quantities shown.

Service: The scope of the service to be provided will be more clearly defined in the specifications included herewith.

Combined Service and Goods: The scope of the service and deliverable goods to be provided will be more clearly defined in the specifications included herewith.

One Time Purchase: This Contract is for the purchase of a set quantity of goods that are identified in the specifications included herewith. Once those items have been delivered, no additional goods may be procured under this Contract without an appropriate change order approved by the Vendor, Agency, Purchasing Division, and Attorney General's office.

6. EMERGENCY PURCHASES: The Purchasing Division Director may authorize the Agency to purchase goods or services in the open market that Vendor would otherwise provide under this Contract if those goods or services are for immediate or expedited delivery in an emergency. Emergencies shall include, but are not limited to, delays in transportation or an unanticipated increase in the volume of work. An emergency purchase in the open market, approved by the Purchasing Division Director, shall not constitute a breach of this Contract and shall not entitle the Vendor to any form of compensation or damages. This provision does not excuse the State from fulfilling its obligations under a One Time Purchase contract.

7. REQUIRED DOCUMENTS: All of the items checked below must be provided to the Purchasing Division by the Vendor as specified below.

BID BOND (Construction Only): Pursuant to the requirements contained in W. Va. Code § 5-22-1(c), All Vendors submitting a bid on a construction project shall furnish a valid bid bond in the amount of five percent (5%) of the total amount of the bid protecting the State of West Virginia. The bid bond must be submitted with the bid.

PERFORMANCE BOND: The apparent successful Vendor shall provide a performance bond in the amount of 100% of the contract. The performance bond must be received by the Purchasing Division prior to Contract award.

LABOR/MATERIAL PAYMENT BOND: The apparent successful Vendor shall provide a labor/material payment bond in the amount of 100% of the Contract value. The labor/material payment bond must be delivered to the Purchasing Division prior to Contract award.

In lieu of the Bid Bond, Performance Bond, and Labor/Material Payment Bond, the Vendor may provide certified checks, cashier's checks, or irrevocable letters of credit. Any certified check, cashier's check, or irrevocable letter of credit provided in lieu of a bond must be of the same amount and delivered on the same schedule as the bond it replaces. A letter of credit submitted in lieu of a performance and labor/material payment bond will only be allowed for projects under \$100,000. Personal or business checks are not acceptable. Notwithstanding the foregoing, West Virginia Code § 5-22-1 (d) mandates that a vendor provide a performance and labor/material payment bond for construction projects. Accordingly, substitutions for the performance and labor/material payment bonds for construction projects is not permitted.

MAINTENANCE BOND: The apparent successful Vendor shall provide a two (2) year maintenance bond covering the roofing system. The maintenance bond must be issued and delivered to the Purchasing Division prior to Contract award.

LICENSE(S) / CERTIFICATIONS / PERMITS: In addition to anything required under the Section of the General Terms and Conditions entitled Licensing, the apparent successful Vendor shall furnish proof of the following licenses, certifications, and/or permits prior to Contract award, in a form acceptable to the Purchasing Division.

BICSI -RCDD with OSP (outside plant) designation

Valid West Virginia Contractors' License

↳ Attached

The apparent successful Vendor shall also furnish proof of any additional licenses or certifications contained in the specifications prior to Contract award regardless of whether or not that requirement is listed above.

8. INSURANCE: The apparent successful Vendor shall furnish proof of the insurance identified by a checkmark below and must include the State as an additional insured on each policy prior to Contract award. The insurance coverages identified below must be maintained throughout the life of this contract. Thirty (30) days prior to the expiration of the insurance policies, Vendor shall provide the Agency with proof that the insurance mandated herein has been continued. Vendor must also provide Agency with immediate notice of any changes in its insurance policies, including but not limited to, policy cancelation, policy reduction, or change in insurers. The apparent successful Vendor shall also furnish proof of any additional insurance requirements contained in the specifications prior to Contract award regardless of whether or not that insurance requirement is listed in this section.

Vendor must maintain:

- Commercial General Liability Insurance** in at least an amount of: \$1,000,000.00 or more per occurrence.
- Automobile Liability Insurance** in at least an amount of: \$500,000.00 or more per occurrence.
- Professional/Malpractice/Errors and Omission Insurance** in at least an amount of: _____ per occurrence.
- Commercial Crime and Third Party Fidelity Insurance** in an amount of: _____ per occurrence.
- Cyber Liability Insurance** in an amount of: _____ per occurrence.
- Builders Risk Insurance** in an amount equal to 100% of the amount of the Contract.
- Pollution Insurance** in an amount of: _____ per occurrence.
- Aircraft Liability** in an amount of: _____ per occurrence.
- **STATE OF WV MUST BE ADDITIONAL INSURED ON CERTIFICATE****

****CERTIFICATE HOLDER SHALL READ AS FOLLOWS:**
- STATE OF WV
1900 KANAWHA BLVD E, BLDG 5
CHARLESTON, WV 25305
- WORKERS' COMPENSATION INSURANCE SHALL BE PROVIDED PER THE FOLLOWING SECTION 9 REQUIREMENT
-

Notwithstanding anything contained in this section to the contrary, the Director of the Purchasing Division reserves the right to waive the requirement that the State be named as an additional insured on one or more of the Vendor's insurance policies if the Director finds that doing so is in the State's best interest.

9. WORKERS' COMPENSATION INSURANCE: The apparent successful Vendor shall comply with laws relating to workers compensation, shall maintain workers' compensation insurance when required, and shall furnish proof of workers' compensation insurance upon request.

10. [Reserved]

11. LIQUIDATED DAMAGES: This clause shall in no way be considered exclusive and shall not limit the State or Agency's right to pursue any other available remedy. Vendor shall pay liquidated damages in the amount specified below or as described in the specifications:

_____ for _____

Liquidated Damages Contained in the Specifications

12. ACCEPTANCE: Vendor's signature on its bid, or on the certification and signature page, constitutes an offer to the State that cannot be unilaterally withdrawn, signifies that the product or service proposed by vendor meets the mandatory requirements contained in the Solicitation for that product or service, unless otherwise indicated, and signifies acceptance of the terms and conditions contained in the Solicitation unless otherwise indicated.

13. PRICING: The pricing set forth herein is firm for the life of the Contract, unless specified elsewhere within this Solicitation/Contract by the State. A Vendor's inclusion of price adjustment provisions in its bid, without an express authorization from the State in the Solicitation to do so, may result in bid disqualification.

14. PAYMENT IN ARREARS: Payment in advance is prohibited under this Contract. Payment may only be made after the delivery and acceptance of goods or services. The Vendor shall submit invoices, in arrears.

15. PAYMENT METHODS: Vendor must accept payment by electronic funds transfer and P-Card. (The State of West Virginia's Purchasing Card program, administered under contract by a banking institution, processes payment for goods and services through state designated credit cards.)

16. TAXES: The Vendor shall pay any applicable sales, use, personal property or any other taxes arising out of this Contract and the transactions contemplated thereby. The State of West Virginia is exempt from federal and state taxes and will not pay or reimburse such taxes.

17. ADDITIONAL FEES: Vendor is not permitted to charge additional fees or assess additional charges that were not either expressly provided for in the solicitation published by the State of West Virginia or included in the unit price or lump sum bid amount that Vendor is required by the solicitation to provide. Including such fees or charges as notes to the solicitation may result in rejection of vendor's bid. Requesting such fees or charges be paid after the contract has been awarded may result in cancellation of the contract.

18. FUNDING: This Contract shall continue for the term stated herein, contingent upon funds being appropriated by the Legislature or otherwise being made available. In the event funds are not appropriated or otherwise made available, this Contract becomes void and of no effect beginning on July 1 of the fiscal year for which funding has not been appropriated or otherwise made available.

19. CANCELLATION: The Purchasing Division Director reserves the right to cancel this Contract immediately upon written notice to the vendor if the materials or workmanship supplied do not conform to the specifications contained in the Contract. The Purchasing Division Director may also cancel any purchase or Contract upon 30 days written notice to the Vendor in accordance with West Virginia Code of State Rules § 148-1-5.2.b.

20. TIME: Time is of the essence with regard to all matters of time and performance in this Contract.

21. APPLICABLE LAW: This Contract is governed by and interpreted under West Virginia law without giving effect to its choice of law principles. Any information provided in specification manuals, or any other source, verbal or written, which contradicts or violates the West Virginia Constitution, West Virginia Code or West Virginia Code of State Rules is void and of no effect.

22. COMPLIANCE WITH LAWS: Vendor shall comply with all applicable federal, state, and local laws, regulations and ordinances. By submitting a bid, Vendor acknowledges that it has reviewed, understands, and will comply with all applicable laws, regulations, and ordinances.

SUBCONTRACTOR COMPLIANCE: Vendor shall notify all subcontractors providing commodities or services related to this Contract that as subcontractors, they too are required to comply with all applicable laws, regulations, and ordinances. Notification under this provision must occur prior to the performance of any work under the contract by the subcontractor.

23. ARBITRATION: Any references made to arbitration contained in this Contract, Vendor's bid, or in any American Institute of Architects documents pertaining to this Contract are hereby deleted, void, and of no effect.

24. MODIFICATIONS: This writing is the parties' final expression of intent. Notwithstanding anything contained in this Contract to the contrary no modification of this Contract shall be binding without mutual written consent of the Agency, and the Vendor, with approval of the Purchasing Division and the Attorney General's office (Attorney General approval is as to form only). Any change to existing contracts that adds work or changes contract cost, and were not included in the original contract, must be approved by the Purchasing Division and the Attorney General's Office (as to form) prior to the implementation of the change or commencement of work affected by the change.

25. WAIVER: The failure of either party to insist upon a strict performance of any of the terms or provision of this Contract, or to exercise any option, right, or remedy herein contained, shall not be construed as a waiver or a relinquishment for the future of such term, provision, option, right, or remedy, but the same shall continue in full force and effect. Any waiver must be expressly stated in writing and signed by the waiving party.

26. SUBSEQUENT FORMS: The terms and conditions contained in this Contract shall supersede any and all subsequent terms and conditions which may appear on any form documents submitted by Vendor to the Agency or Purchasing Division such as price lists, order forms, invoices, sales agreements, or maintenance agreements, and includes internet websites or other electronic documents. Acceptance or use of Vendor's forms does not constitute acceptance of the terms and conditions contained thereon.

27. ASSIGNMENT: Neither this Contract nor any monies due, or to become due hereunder, may be assigned by the Vendor without the express written consent of the Agency, the Purchasing Division, the Attorney General's office (as to form only), and any other government agency or office that may be required to approve such assignments.

28. WARRANTY: The Vendor expressly warrants that the goods and/or services covered by this Contract will: (a) conform to the specifications, drawings, samples, or other description furnished or specified by the Agency; (b) be merchantable and fit for the purpose intended; and (c) be free from defect in material and workmanship.

29. STATE EMPLOYEES: State employees are not permitted to utilize this Contract for personal use and the Vendor is prohibited from permitting or facilitating the same.

30. PRIVACY, SECURITY, AND CONFIDENTIALITY: The Vendor agrees that it will not disclose to anyone, directly or indirectly, any such personally identifiable information or other confidential information gained from the Agency, unless the individual who is the subject of the information consents to the disclosure in writing or the disclosure is made pursuant to the Agency's policies, procedures, and rules. Vendor further agrees to comply with the Confidentiality Policies and Information Security Accountability Requirements, set forth in <http://www.state.wv.us/admin/purchase/privacy/default.html>.

31. YOUR SUBMISSION IS A PUBLIC DOCUMENT: Vendor's entire response to the Solicitation and the resulting Contract are public documents. As public documents, they will be disclosed to the public following the bid/proposal opening or award of the contract, as required by the competitive bidding laws of West Virginia Code §§ 5A-3-1 et seq., 5-22-1 et seq., and 5G-1-1 et seq. and the Freedom of Information Act West Virginia Code §§ 29B-1-1 et seq.

DO NOT SUBMIT MATERIAL YOU CONSIDER TO BE CONFIDENTIAL, A TRADE SECRET, OR OTHERWISE NOT SUBJECT TO PUBLIC DISCLOSURE.

Submission of any bid, proposal, or other document to the Purchasing Division constitutes your explicit consent to the subsequent public disclosure of the bid, proposal, or document. The Purchasing Division will disclose any document labeled "confidential," "proprietary," "trade secret," "private," or labeled with any other claim against public disclosure of the documents, to include any "trade secrets" as defined by West Virginia Code § 47-22-1 et seq. All submissions are subject to public disclosure without notice.

32. LICENSING: In accordance with West Virginia Code of State Rules § 148-1-6.1.c, Vendor must be licensed and in good standing in accordance with any and all state and local laws and requirements by any state or local agency of West Virginia, including, but not limited to, the West Virginia Secretary of State's Office, the West Virginia Tax Department, West Virginia Insurance Commission, or any other state agency or political subdivision. Obligations related to political subdivisions may include, but are not limited to, business licensing, business and occupation taxes, inspection compliance, permitting, etc. Upon request, the Vendor must provide all necessary releases to obtain information to enable the Purchasing Division Director or the Agency to verify that the Vendor is licensed and in good standing with the above entities.

SUBCONTRACTOR COMPLIANCE: Vendor shall notify all subcontractors providing commodities or services related to this Contract that as subcontractors, they too are required to be licensed, in good standing, and up-to-date on all state and local obligations as described in this section. Obligations related to political subdivisions may include, but are not limited to, business licensing, business and occupation taxes, inspection compliance, permitting, etc. Notification under this provision must occur prior to the performance of any work under the contract by the subcontractor.

33. ANTITRUST: In submitting a bid to, signing a contract with, or accepting a Award Document from any agency of the State of West Virginia, the Vendor agrees to convey, sell, assign, or transfer to the State of West Virginia all rights, title, and interest in and to all causes of action it may now or hereafter acquire under the antitrust laws of the United States and the State of West Virginia for price fixing and/or unreasonable restraints of trade relating to the particular commodities or services purchased or acquired by the State of West Virginia. Such assignment shall be made and become effective at the time the purchasing agency tenders the initial payment to Vendor.

34. VENDOR CERTIFICATIONS: By signing its bid or entering into this Contract, Vendor certifies (1) that its bid or offer was made without prior understanding, agreement, or connection with any corporation, firm, limited liability company, partnership, person or entity submitting a bid or offer for the same material, supplies, equipment or services; (2) that its bid or offer is in all respects fair and without collusion or fraud; (3) that this Contract is accepted or entered into without any prior understanding, agreement, or connection to any other entity that could be considered a violation of law; and (4) that it has reviewed this Solicitation in its entirety; understands the requirements, terms and conditions, and other information contained herein.

Vendor's signature on its bid or offer also affirms that neither it nor its representatives have any interest, nor shall acquire any interest, direct or indirect, which would compromise the performance of its services hereunder. Any such interests shall be promptly presented in detail to the Agency. The individual signing this bid or offer on behalf of Vendor certifies that he or she is authorized by the Vendor to execute this bid or offer or any documents related thereto on Vendor's behalf; that he or she is authorized to bind the Vendor in a contractual relationship; and that, to the best of his or her knowledge, the Vendor has properly registered with any State agency that may require registration.

35. VENDOR RELATIONSHIP: The relationship of the Vendor to the State shall be that of an independent contractor and no principal-agent relationship or employer-employee relationship is contemplated or created by this Contract. The Vendor as an independent contractor is solely liable for the acts and omissions of its employees and agents. Vendor shall be responsible for selecting, supervising, and compensating any and all individuals employed pursuant to the terms of this Solicitation and resulting contract. Neither the Vendor, nor any employees or subcontractors of the Vendor, shall be deemed to be employees of the State for any purpose whatsoever. Vendor shall be exclusively responsible for payment of employees and contractors for all wages and salaries, taxes, withholding payments, penalties, fees, fringe benefits, professional liability insurance premiums, contributions to insurance and pension, or other deferred compensation plans, including but not limited to, Workers' Compensation and Social Security obligations, licensing fees, etc. and the filing of all necessary documents, forms, and returns pertinent to all of the foregoing.

Vendor shall hold harmless the State, and shall provide the State and Agency with a defense against any and all claims including, but not limited to, the foregoing payments, withholdings, contributions, taxes, Social Security taxes, and employer income tax returns.

36. INDEMNIFICATION: The Vendor agrees to indemnify, defend, and hold harmless the State and the Agency, their officers, and employees from and against: (1) Any claims or losses for services rendered by any subcontractor, person, or firm performing or supplying services, materials, or supplies in connection with the performance of the Contract; (2) Any claims or losses resulting to any person or entity injured or damaged by the Vendor, its officers, employees, or subcontractors by the publication, translation, reproduction, delivery, performance, use, or disposition of any data used under the Contract in a manner not authorized by the Contract, or by Federal or State statutes or regulations; and (3) Any failure of the Vendor, its officers, employees, or subcontractors to observe State and Federal laws including, but not limited to, labor and wage and hour laws.

37. PURCHASING AFFIDAVIT: In accordance with West Virginia Code §§ 5A-3-10a and 5-22-1(i), the State is prohibited from awarding a contract to any bidder that owes a debt to the State or a political subdivision of the State, Vendors are required to sign, notarize, and submit the Purchasing Affidavit to the Purchasing Division affirming under oath that it is not in default on any monetary obligation owed to the state or a political subdivision of the state.

38. ADDITIONAL AGENCY AND LOCAL GOVERNMENT USE: This Contract may be utilized by other agencies, spending units, and political subdivisions of the State of West Virginia; county, municipal, and other local government bodies; and school districts ("Other Government Entities"), provided that both the Other Government Entity and the Vendor agree. Any extension of this Contract to the aforementioned Other Government Entities must be on the same prices, terms, and conditions as those offered and agreed to in this Contract, provided that such extension is in compliance with the applicable laws, rules, and ordinances of the Other Government Entity. A refusal to extend this Contract to the Other Government Entities shall not impact or influence the award of this Contract in any manner.

39. CONFLICT OF INTEREST: Vendor, its officers or members or employees, shall not presently have or acquire an interest, direct or indirect, which would conflict with or compromise the performance of its obligations hereunder. Vendor shall periodically inquire of its officers, members and employees to ensure that a conflict of interest does not arise. Any conflict of interest discovered shall be promptly presented in detail to the Agency.

40. REPORTS: Vendor shall provide the Agency and/or the Purchasing Division with the following reports identified by a checked box below:

Such reports as the Agency and/or the Purchasing Division may request. Requested reports may include, but are not limited to, quantities purchased, agencies utilizing the contract, total contract expenditures by agency, etc.

Quarterly reports detailing the total quantity of purchases in units and dollars, along with a listing of purchases by agency. Quarterly reports should be delivered to the Purchasing Division via email at purchasing.requisitions@wv.gov.

41. BACKGROUND CHECK: In accordance with W. Va. Code § 15-2D-3, the Director of the Division of Protective Services shall require any service provider whose employees are regularly employed on the grounds or in the buildings of the Capitol complex or who have access to sensitive or critical information to submit to a fingerprint-based state and federal background inquiry through the state repository. The service provider is responsible for any costs associated with the fingerprint-based state and federal background inquiry.

After the contract for such services has been approved, but before any such employees are permitted to be on the grounds or in the buildings of the Capitol complex or have access to sensitive or critical information, the service provider shall submit a list of all persons who will be physically present and working at the Capitol complex to the Director of the Division of Protective Services for purposes of verifying compliance with this provision. The State reserves the right to prohibit a service provider's employees from accessing sensitive or critical information or to be present at the Capitol complex based upon results addressed from a criminal background check.

Revised 06/08/2018

Service providers should contact the West Virginia Division of Protective Services by phone at (304) 558-9911 for more information.

42. PREFERENCE FOR USE OF DOMESTIC STEEL PRODUCTS: Except when authorized by the Director of the Purchasing Division pursuant to W. Va. Code § 5A-3-56, no contractor may use or supply steel products for a State Contract Project other than those steel products made in the United States. A contractor who uses steel products in violation of this section may be subject to civil penalties pursuant to W. Va. Code § 5A-3-56. As used in this section:

- a. "State Contract Project" means any erection or construction of, or any addition to, alteration of or other improvement to any building or structure, including, but not limited to, roads or highways, or the installation of any heating or cooling or ventilating plants or other equipment, or the supply of and materials for such projects, pursuant to a contract with the State of West Virginia for which bids were solicited on or after June 6, 2001.
- b. "Steel Products" means products rolled, formed, shaped, drawn, extruded, forged, cast, fabricated or otherwise similarly processed, or processed by a combination of two or more or such operations, from steel made by the open heath, basic oxygen, electric furnace, Bessemer or other steel making process. The Purchasing Division Director may, in writing, authorize the use of foreign steel products if:
- c. The cost for each contract item used does not exceed one tenth of one percent (.1%) of the total contract cost or two thousand five hundred dollars (\$2,500.00), whichever is greater. For the purposes of this section, the cost is the value of the steel product as delivered to the project; or
- d. The Director of the Purchasing Division determines that specified steel materials are not produced in the United States in sufficient quantity or otherwise are not reasonably available to meet contract requirements.

43. PREFERENCE FOR USE OF DOMESTIC ALUMINUM, GLASS, AND STEEL: In Accordance with W. Va. Code § 5-19-1 et seq., and W. Va. CSR § 148-10-1 et seq., for every contract or subcontract, subject to the limitations contained herein, for the construction, reconstruction, alteration, repair, improvement or maintenance of public works or for the purchase of any item of machinery or equipment to be used at sites of public works, only domestic aluminum, glass or steel products shall be supplied unless the spending officer determines, in writing, after the receipt of offers or bids, (1) that the cost of domestic aluminum, glass or steel products is unreasonable or inconsistent with the public interest of the State of West Virginia, (2) that domestic aluminum, glass or steel products are not produced in sufficient quantities to meet the contract requirements, or (3) the available domestic aluminum, glass, or steel do not meet the contract specifications. This provision only applies to public works contracts awarded in an amount more than fifty thousand dollars (\$50,000) or public works contracts that require more than ten thousand pounds of steel products.

The cost of domestic aluminum, glass, or steel products may be unreasonable if the cost is more than twenty percent (20%) of the bid or offered price for foreign made aluminum, glass, or steel products. If the domestic aluminum, glass or steel products to be supplied or produced in a

“substantial labor surplus area”, as defined by the United States Department of Labor, the cost of domestic aluminum, glass, or steel products may be unreasonable if the cost is more than thirty percent (30%) of the bid or offered price for foreign made aluminum, glass, or steel products. This preference shall be applied to an item of machinery or equipment, as indicated above, when the item is a single unit of equipment or machinery manufactured primarily of aluminum, glass or steel, is part of a public works contract and has the sole purpose or of being a permanent part of a single public works project. This provision does not apply to equipment or machinery purchased by a spending unit for use by that spending unit and not as part of a single public works project.

All bids and offers including domestic aluminum, glass or steel products that exceed bid or offer prices including foreign aluminum, glass or steel products after application of the preferences provided in this provision may be reduced to a price equal to or lower than the lowest bid or offer price for foreign aluminum, glass or steel products plus the applicable preference. If the reduced bid or offer prices are made in writing and supersede the prior bid or offer prices, all bids or offers, including the reduced bid or offer prices, will be reevaluated in accordance with this rule.

44. INTERESTED PARTY SUPPLEMENTAL DISCLOSURE: W. Va. Code § 6D-1-2 requires that for contracts with an actual or estimated value of at least \$1 million, the vendor must submit to the Agency a supplemental disclosure of interested parties reflecting any new or differing interested parties to the contract, which were not included in the original pre-award interested party disclosure, within 30 days following the completion or termination of the contract. A copy of that form is included with this solicitation or can be obtained from the WV Ethics Commission. This requirement does not apply to publicly traded companies listed on a national or international stock exchange. A more detailed definition of interested parties can be obtained from the form referenced above.

ADDITIONAL TERMS AND CONDITIONS (Construction Contracts Only)

1. CONTRACTOR'S LICENSE: West Virginia Code § 21-11-2 requires that all persons desiring to perform contracting work in this state be licensed. The West Virginia Contractors Licensing Board is empowered to issue the contractor's license. Applications for a contractor's license may be made by contacting the West Virginia Division of Labor. West Virginia Code § 21-11-11 requires any prospective Vendor to include the contractor's license number on its bid. If an apparent low bidder fails to submit a license number in accordance with this section, the Purchasing Division will promptly request by telephone and electronic mail that the low bidder and the second low bidder provide the license number within one business day of the request. Failure of the bidder to provide the license number within one business day of receiving the request shall result in disqualification of the bid. Vendors should include a contractor's license number in the space provided below.

Copy Attached.

Contractor's Name: Pomeroy IT Solutions Sales Co Inc
Contractor's License No.: WV- 034855

The apparent successful Vendor must furnish a copy of its contractor's license prior to the issuance of a contract award document.

2. DRUG-FREE WORKPLACE AFFIDAVIT: W. Va. Code § 21-1D-5 provides that any solicitation for a public improvement contract requires each Vendor that submits a bid for the work to submit an affidavit that the Vendor has a written plan for a drug-free workplace policy. If the affidavit is not submitted with the bid submission, the Purchasing Division shall promptly request by telephone and electronic mail that the low bidder and second low bidder provide the affidavit within one business day of the request. Failure to submit the affidavit within one business day of receiving the request shall result in disqualification of the bid. To comply with this law, Vendor should complete the enclosed drug-free workplace affidavit and submit the same with its bid. Failure to submit the signed and notarized drugfree workplace affidavit or a similar affidavit that fully complies with the requirements of the applicable code, within one business day of being requested to do so shall result in disqualification of Vendor's bid. Pursuant to W. Va. Code 21-1D-2(b) and (k), this provision does not apply to public improvement contracts the value of which is \$100,000 or less or temporary or emergency repairs.

2.1. DRUG-FREE WORKPLACE POLICY: Pursuant to W. Va. Code § 21-1D-4, Vendor and its subcontractors must implement and maintain a written drug-free workplace policy that complies with said article. The awarding public authority shall cancel this contract if: (1) Vendor fails to implement and maintain a written drug-free workplace policy described in the preceding paragraph, (2) Vendor fails to provide information regarding implementation of its drug-free workplace policy at the request of the public authority; or (3) Vendor provides to the public authority false information regarding the contractor's drug-free workplace policy.

Pursuant to W. Va. Code 21-1D-2(b) and (k), this provision does not apply to public improvement contracts the value of which is \$100,000 or less or temporary or emergency repairs.

3. DRUG FREE WORKPLACE REPORT: Pursuant to W. Va. Code § 21-1D-7b, no less than once per year, or upon completion of the project, every contractor shall provide a certified report to the public authority which let the contract. For contracts over \$25,000, the public authority shall be the West Virginia Purchasing Division. For contracts of \$25,000 or less, the public authority shall be the agency issuing the contract. The report shall include:

- (1) Information to show that the education and training service to the requirements of West Virginia Code § 21-1D-5 was provided;
- (2) The name of the laboratory certified by the United States Department of Health and Human Services or its successor that performs the drug tests;
- (3) The average number of employees in connection with the construction on the public improvement;
- (4) Drug test results for the following categories including the number of positive tests and the number of negative tests: (A) Pre-employment and new hires; (B) Reasonable suspicion; (C) Post-accident; and (D) Random.

Vendor should utilize the attached Certified Drug Free Workplace Report Coversheet when submitting the report required hereunder. Pursuant to W. Va. Code 21-1D-2(b) and (k), this provision does not apply to public improvement contracts the value of which is \$100,000 or less or temporary or emergency repairs.

4. AIA DOCUMENTS: All construction contracts that will be completed in conjunction with architectural services procured under Chapter 5G of the West Virginia Code will be governed by the attached AIA documents, as amended by the Supplementary Conditions for the State of West Virginia, in addition to the terms and conditions contained herein.

4A. PROHIBITION AGAINST GENERAL CONDITIONS: Notwithstanding anything contained in the AIA Documents or the Supplementary Conditions, the State of West Virginia will not pay for general conditions, or winter conditions, or any other condition representing a delay in the contracts. The Vendor is expected to mitigate delay costs to the greatest extent possible and any costs associated with Delays must be specifically and concretely identified. The state will not consider an average daily rate multiplied by the number of days extended to be an acceptable charge.

5. GREEN BUILDINGS MINIMUM ENERGY STANDARDS: In accordance with § 22-29-4, all new building construction projects of public agencies that have not entered the schematic design phase prior to July 1, 2012, or any building construction project receiving state grant funds and appropriations, including public schools, that have not entered the schematic design phase prior to July 1, 2012, shall be designed and constructed complying with the ICC International Energy Conservation Code, adopted by the State Fire Commission, and the ANSI/ASIRAE/IESNA Standard 90.1-2007: Provided, That if any construction project has a commitment of federal funds to pay for a portion of such project, this provision shall only apply to the extent such standards are consistent with the federal standards.

6. LOCAL LABOR MARKET HIRING REQUIREMENT: Pursuant to West Virginia Code §21-1C-1 et seq., Employers shall hire at least seventy-five percent of employees for public improvement construction projects from the local labor market, to be rounded off, with at least two employees from outside the local labor market permissible for each employer per project.

Any employer unable to employ the minimum number of employees from the local labor market shall inform the nearest office of Workforce West Virginia of the number of qualified employees needed and provide a job description of the positions to be filled.

If, within three business days following the placing of a job order, Workforce West Virginia is unable to refer any qualified job applicants to the employer or refers less qualified job applicants than the number requested, then Workforce West Virginia shall issue a waiver to the employer stating the unavailability of applicant and shall permit the employer to fill any positions covered by the waiver from outside the local labor market. The waiver shall be in writing and shall be issued within the prescribed three days. A waiver certificate shall be sent to both the employer for its permanent project records and to the public authority.

Any employer who violates this requirement is subject to a civil penalty of \$250 per each employee less than the required threshold of seventy-five percent per day of violation after receipt of a notice of violation.

Any employer that continues to violate any provision of this article more than fourteen calendar days after receipt of a notice of violation is subject to a civil penalty of \$500 per each employee less than the required threshold of seventy-five percent per day of violation.

The following terms used in this section have the meaning shown below.

(1) The term "construction project" means any construction, reconstruction, improvement, enlargement, painting, decorating or repair of any public improvement let to contract in an amount equal to or greater than \$500,000. The term "construction project" does not include temporary or emergency repairs;

(2) The term "employee" means any person hired or permitted to perform hourly work for wages by a person, firm or corporation in the construction industry; The term "employee" does not include:(i) Bona fide employees of a public authority or individuals engaged in making temporary or emergency repairs;(ii) Bona fide independent contractors; or(iii) Salaried supervisory personnel necessary to assure efficient execution of the employee's work;

(3) The term "employer" means any person, firm or corporation employing one or more employees on any public improvement and includes all contractors and subcontractors;

(4) The term "local labor market" means every county in West Virginia and any county outside of West Virginia if any portion of that county is within fifty miles of the border of West Virginia;

(5) The term "public improvement" includes the construction of all buildings, roads, highways, bridges, streets, alleys, sewers, ditches, sewage disposal plants, waterworks, airports and all other structures that may be let to contract by a public authority, excluding improvements funded, in whole or in part, by federal funds.

7. DAVIS-BACON AND RELATED ACT WAGE RATES:

- The work performed under this contract is federally funded in whole, or in part. Pursuant to _____, Vendors are required to pay applicable Davis-Bacon wage rates.
- The work performed under this contract is not subject to Davis-Bacon wage rates.

8. SUBCONTRACTOR LIST SUBMISSION: In accordance with W. Va. Code § 5-22-1, the apparent low bidder on a contract valued at more than \$250,000.00 for the construction, alteration, decoration, painting or improvement of a new or existing building or structure shall submit a list of all subcontractors who will perform more than \$25,000.00 of work on the project including labor and materials. (This section does not apply to any other construction projects, such as highway, mine reclamation, water or sewer projects.) The subcontractor list shall be provided to the Purchasing Division within one business day of the opening of bids for review. If the apparent low bidder fails to submit the subcontractor list, the Purchasing Division shall promptly request by telephone and electronic mail that the low bidder and second low bidder provide the subcontractor list within one business day of the request. Failure to submit the subcontractor list within one business day of receiving the request shall result in disqualification of the bid.

If no subcontractors who will perform more than \$25,000.00 of work are to be used to complete the project, the apparent low bidder must make this clear on the subcontractor list, in the bid itself, or in response to the Purchasing Division's request for the subcontractor list.

a. Required Information. The subcontractor list must contain the following information:

- i. Bidder's name
- ii. Name of each subcontractor performing more than \$25,000 of work on the project.
- iii. The license number of each subcontractor, as required by W. Va. Code § 21-11-1 et. seq.
- iv. If applicable, a notation that no subcontractor will be used to perform more than \$25,000.00 of work. (This item iv. is not required if the vendor makes this clear in the bid itself or in documentation following the request for the subcontractor list.)

b. Subcontractor List Submission Form: The subcontractor list may be submitted in any form, including the attached form, as long as the required information noted above is included. If any information is missing from the bidder's subcontractor list submission, it may be obtained from other documents such as bids, emails, letters, etc. that accompany the subcontractor list submission.

c. Substitution of Subcontractor. Written approval must be obtained from the State Spending Unit before any subcontractor substitution is permitted. Substitutions are not permitted unless:

- i. The subcontractor listed in the original bid has filed for bankruptcy;
- ii. The subcontractor in the original bid has been debarred or suspended; or
- iii. The contractor certifies in writing that the subcontractor listed in the original bid fails, is unable, or refuses to perform his subcontract.

CONTRACTOR LICENSE

Authorized by the

West Virginia Contractor Licensing Board

Number:

WV039098

Classification:

COMMUNICATION & SOUND

HORIZON INFORMATION SERVICES INC
DBA HORIZON INFORMATION SERVICES INC
1659 EAST SUTTER ROAD
GLENSHAW, PA 15116


Date Issued

SEPTEMBER 22, 2018

Expiration Date

SEPTEMBER 22, 2019


Authorized Company Signature


Chair, West Virginia Contractor
Licensing Board

**WEST VIRGINIA
CONTRACTOR
LICENSING
BOARD**

This license, or a copy thereof, must be posted in a conspicuous place at every construction site where work is being performed. This license number must appear in all advertisements, on all bid submissions and on all fully executed and binding contracts. This license cannot be assigned or transferred by licensee. Issued under provisions of West Virginia Code, Chapter 21, Article 11.

DESIGNATED CONTACT: Vendor appoints the individual identified in this Section as the Contract Administrator and the initial point of contact for matters relating to this Contract.

Summer Bailey, Technology Solutions Executive

(Name, Title)

Summer Bailey, TSE

(Printed Name and Title)

135 Corporate Centre Drive - Suite 410 Scott Depot, WV 25560

(Address)

304-553-7526 / 1-866-301-1761

(Phone Number) / (Fax Number)

summer.bailey@getronics.com

(email address)

CERTIFICATION AND SIGNATURE: By signing below, or submitting documentation through wvOASIS, I certify that I have reviewed this Solicitation in its entirety; that I understand the requirements, terms and conditions, and other information contained herein; that this bid, offer or proposal constitutes an offer to the State that cannot be unilaterally withdrawn; that the product or service proposed meets the mandatory requirements contained in the Solicitation for that product or service, unless otherwise stated herein; that the Vendor accepts the terms and conditions contained in the Solicitation, unless otherwise stated herein; that I am submitting this bid, offer or proposal for review and consideration; that I am authorized by the vendor to execute and submit this bid, offer, or proposal, or any documents related thereto on vendor's behalf; that I am authorized to bind the vendor in a contractual relationship; and that to the best of my knowledge, the vendor has properly registered with any State agency that may require registration.

Pomeroy IT Solutions Sales Co Inc dba Getronics

(Company)

Summer Bailey TSE

(Authorized Signature) (Representative Name, Title)

Summer Bailey, TSE

(Printed Name and Title of Authorized Representative)

12/3/2018

(Date)

304-553-7526 / 1-866-301-1761

(Phone Number) (Fax Number)

ADDENDUM ACKNOWLEDGEMENT FORM
SOLICITATION NO.: CRFQ DOT1900000034

Instructions: Please acknowledge receipt of all addenda issued with this solicitation by completing this addendum acknowledgment form. Check the box next to each addendum received and sign below. Failure to acknowledge addenda may result in bid disqualification.

Acknowledgment: I hereby acknowledge receipt of the following addenda and have made the necessary revisions to my proposal, plans and/or specification, etc.

Addendum Numbers Received:
(Check the box next to each addendum received)

- | | |
|--|--|
| <input checked="" type="checkbox"/> Addendum No. 1 | <input type="checkbox"/> Addendum No. 6 |
| <input checked="" type="checkbox"/> Addendum No. 2 | <input type="checkbox"/> Addendum No. 7 |
| <input checked="" type="checkbox"/> Addendum No. 3 | <input type="checkbox"/> Addendum No. 8 |
| <input type="checkbox"/> Addendum No. 4 | <input type="checkbox"/> Addendum No. 9 |
| <input type="checkbox"/> Addendum No. 5 | <input type="checkbox"/> Addendum No. 10 |

I understand that failure to confirm the receipt of addenda may be cause for rejection of this bid. I further understand that any verbal representation made or assumed to be made during any oral discussion held between Vendor's representatives and any state personnel is not binding. Only the information issued in writing and added to the specifications by an official addendum is binding.

Pomeroy IT Solutions Sales Co Inc dba Getronics
Company

Summet Bailey
Authorized Signature

12/3/2018
Date

NOTE: This addendum acknowledgment should be submitted with the bid to expedite document processing.

**REQUEST FOR QUOTATION
CRFQ DOT1900000034
INSTALLATION OF STRUCTURED CABLING (63190023)**

GENERAL CONSTRUCTION SPECIFICATIONS (No AIA Documents)

- 1. PURPOSE AND SCOPE:** The West Virginia Purchasing Division is soliciting bids on behalf of the Department of Transportation to establish a contract for the following:

For the installation of structured cabling pathways and spaces systems at nineteen (19) DOT/DOH/DMV Locations listed below

The Vendor shall furnish all materials, labor, and equipment necessary to complete all Construction Services. The Vendor shall furnish any incidental work, materials, labor, and equipment that are necessary to complete the Construction Services, even if such incidental work is not explicitly included in the Project Plans.

1.1. Locations

WVDOH District 1

DOH DISTRICT 1 HEADQUARTERS:

1334 Smith Street Charleston, WV

(REFER TO ATTACHMENT D1-A, D1-B, D1-C)

DOH COUNTY HQ OFFICES:

Boone | Clay | Mason | Putnam

(REFER TO ATTACHMENT C)

DOH AREA HEADQUARTERS and SUBSTATIONS:

St. Albans | North Charleston | Elkview Area Headquarters | Corridor G, Section 3 | I-77 Sissonville | I-79 Amma | Chelyan | Putnam County Sub-Headquarters | I-64, Maintenance, Section 2-Scary | Seth

(REFER TO ATTACHMENT C)

DMV REGIONAL OFFICES:

5707 MacCorkle Ave. S.E., Suite 400, Charleston, WV

Point Pleasant - 1408 Kanawha Street Point Pleasant WV

Winfield - 116 Liberty Square Hurricane, WV

(REFER TO ATTACHMENT DMV-B, DMV-C)

WVDOH District 2

DOH DISTRICT 2 HEADQUARTERS:

801 Madison Ave., Huntington, WV

(REFER TO ATTACHMENT D2-A, D2-B, D2-C)

DOH COUNTY HQ OFFICES:

Cabell | Lincoln, Logan, Mingo | Wayne

(REFER TO ATTACHMENT C)

DOH AREA HEADQUARTERS and SUBSTATIONS:

**REQUEST FOR QUOTATION
CRFQ DOT1900000034
INSTALLATION OF STRUCTURED CABLING (63190023)**

I64-Sec. 1 Huntington Substation | Yawkey Substation | Corridor G-Sec. 2
Substation | Gilbert Substation
(REFER TO ATTACHMENT C)

DMV REGIONAL OFFICES:

Huntington, 801 Madison Ave. Huntington, WV
Logan, 428 Main St, Logan, WV
Williamson, 225 E 3rd Ave, Williamson, WV
(REFER TO ATTACHMENT DMV-B, DMV-C)

WVDOH District 10

DOH DISTRICT 10 HEADQUARTERS:

270 Hardwood Lane Princeton, WV 24740-2737
(REFER TO ATTACHMENT D10-A, D10-B, D10-C)

DOH COUNTY HQ OFFICES:

Mercer | McDowell | Raleigh | Wyoming
(REFER TO ATTACHMENT C)

DOH AREA HEADQUARTERS and SUBSTATIONS:

Johnny Cake Substation | Bolt Substation | I-64 Sec. 7 (Shady Spring)
Substation | Hanover Substation | Still Run Substation
(REFER TO ATTACHMENT C)

DMV REGIONAL OFFICES:

Beckley - 107 Pinecrest Drive, Beckley, WV 25801
Princeton - 198 Davis St, Princeton, WV 24740
Welch - 92 McDowell St. Welch, WV 24801
(REFER TO ATTACHMENT DMV-B, DMV-C)

2. **DEFINITIONS:** The terms listed below shall have the meanings assigned to them below. Additional definitions can be found in section 2 of the General Terms and Conditions and in the Project Plans as defined below.

2.1 **“Construction Services”** means installation, testing, and acceptance of structured infrastructure cable telecommunications distribution system as more fully described in the Project Plans.

2.2 **“Pricing Page”** means the pages contained in wvOASIS, attached hereto as Exhibit A, or included in the Project Plans upon which Vendor should list its proposed price for the Construction Services.

REQUEST FOR QUOTATION
CRFQ DOT190000034
INSTALLATION OF STRUCTURED CABLING (63190023)

2.3 "Solicitation" means the official notice of an opportunity to supply the State with Construction Services that is published by the Purchasing Division.

2.4 "Project Plans" means documents developed by an architect, an engineer, the Agency, or another design professional, which are attached hereto as Exhibit B and Attachments D1-A, D2-A, D10-A, D2-A, D2-B, D2-C, D10-A, D10-A, D10-B, D10-C, DMV-B, DMV-C, Attachment B and C that provide detailed instructions on how the Construction Services are to be performed. In the event that Project Plans contain drawings or other documents too large to attach in Exhibit B, Vendors can obtain copies in accordance with Section 9 of these Specifications.

2.5 "BICSI" means Building Industry Consulting Service International

2.6 "RCDD" means Registered Communications Distributions Designer

2.7 Abbreviations

ADMIN	Administration
ANSI	American National Standards Institute
ASAP	As Soon As Possible
ASTM	American Society for Testing and Materials
AWG	American Wire Gauge
BICSI	Building Industry Consulting Service International
Bldg.	Building
CAD	Computer Aided Drawing
Cat	Category
D-*	District-Number
DMV	Division of Motor Vehicles
DOH	Division of Highways
DOT	Department of Transportation
ECA	Electronic Components, Assemblies, Equipment & Supplies Association
EIA	Electronic Industries Alliance
FOB	Free On Board
NEC	<i>National Electrical Code®</i>
NECA	National Electrical Contractors Association
NFPA	National Fire Protection Association
SRC	State Road Commission Building
TER	Telecommunications Equipment Room

**REQUEST FOR QUOTATION
CRFQ DOT1900000034
INSTALLATION OF STRUCTURED CABLING (63190023)**

TGB	Telecommunications Grounding Busbar
TIA	Telecommunications Industry Association
TMGB	Telecommunications Main Grounding Busbar
U/UTP	Unshielded Twisted Pair
UL	Underwriters Laboratories
ULC	Underwriters Laboratories of Canada
UPS	Uninterruptible Power Supply
VOL	Volume
WAP	Wireless Access Point
WVOT	WV Office of Technology
XHCR	Through penetration Firestop devices
XNEZ	Through Penetration Firestop Systems

3. ORDER OF PRECEDENCE: This General Construction Specifications document will have priority over, and supersede, anything contained in the Project Plans.

4. QUALIFICATIONS: Vendor, or Vendor's staff if requirements are inherently limited to individuals rather than corporate entities, shall have the following minimum qualifications:

4.1. Experience: Vendor, or Vendor's supervisory staff assigned to this project, must have successfully completed at least eight (8) projects that involved work similar to that described in these specifications or the Project Plans. Compliance with this experience requirement will be determined prior to contract award by the State through references provided by the Vendor upon request, through knowledge or documentation of the Vendor's past projects, through confirmation of experience requirements from the architect assisting the State in this project, or some other method that the State determines to be acceptable. Vendor must provide any documentation requested by the State to assist in confirmation of compliance with this provision. References, documentation, or other information to confirm compliance with this experience requirement may be requested after bid opening and prior to contract award.

Getronics has read and understands.

4.2. The Vendor must have a BICSI RCDD or equal with OSP (Outside Plant) or equal designation on staff that will be ultimately responsible for this project. The RCDD or equal should have experience in the implementation and installation of structured cabling telecommunications distribution systems the size and scope as the one specified in this project. Should the RCDD assigned to this project change during the installation, the new RCDD assigned must meet all requirements of the solicitation.

Kent Reed - Copy of certification included.

4.3. The installation work portion of the project must be performed by industry registered or certified installers and technicians. The vendor must have BICSI or equal registered

**REQUEST FOR QUOTATION
CRFQ DOT1900000034
INSTALLATION OF STRUCTURED CABLING (63190023)**

industry manufacture certification, installers, and technicians. Registration and/or certifications should be submitted with the bid and shall be provided upon request.

- 4.4. The vendor must have CommScope or equal manufacturer trained installers and Technicians. Registration and/or certifications should be submitted with bid and shall be provided upon request.

Copy of certifications included.

5. **CONTRACT AWARD:** The Contract is intended to provide Agency with a purchase price for the Construction Services. The Contract will be awarded to the lowest qualified responsible bidder meeting the required specifications. If the Pricing Pages contain alternates/add-ons, the Contract will be awarded based on the grand total of the base bid and any alternates/add-ons selected.
6. **SELECTION OF ALTERNATES:** Pursuant to W. Va. Code § 5-22-1(f), any solicitation of bids shall include no more than five alternates. Alternates, if accepted, shall be accepted in the order in which they are listed on the bid form. Any unaccepted alternate contained within a bid shall expire 90 days after the date of the opening of bids for review. Determination of the lowest qualified responsible bidder shall be based on the sum of the base bid and any alternates accepted.
7. **PERFORMANCE:** Vendor shall perform the Construction Services in accordance with this document and the Project Plans.
8. **SUBSTITUTIONS:** Any substitution requests must be submitted in accordance with the official question and answer period described in the INSTRUCTIONS TO VENDORS SUBMITTING BIDS, Paragraph 4. Vendor Question Deadline. Vendors submitting substitution requests should submit product brochures and product specifications during the official question and answer period.
9. **PROJECT PLANS:** The checked box will apply to Project Plans for this solicitation.
- No Additional Project Plan Documents:** There are no additional Project Plans other than those attached hereto as Exhibit B or any subsequent addenda modifying Exhibit B.
- Additional Project Plan Documents:** There are additional Project Plan documents other than those attached as Exhibit B. Copies of the additional Project Plan documents not attached as Exhibit B can be obtained by contacting the entity identified below.

10. CONDITIONS OF THE WORK

REQUEST FOR QUOTATION
CRFQ DOT1900000034
INSTALLATION OF STRUCTURED CABLING (63190023)

- 10.1. Permits:** The Vendor shall procure all necessary permits and licenses to comply with all applicable Federal, State, or Local laws, regulations and ordinances of any regulating body.
- 10.2. Existing Conditions:** If discrepancies are discovered between the existing conditions and those noted in the specifications, Vendor must immediately notify the Agency's representative. Vendor must also immediately notify the Agency if suspected hazardous materials are encountered.
- 10.3. Standard Work Hours:** The standard hours of work for this Contract will be 7:00AM to 5:00PM Monday through Friday excluding holidays recognized by the State of West Virginia. Any work outside of the standard hours of work must be approved in advance at the Agency's sole discretion. Authorization of work outside of the standard hours of work will not entitle Vendor to additional compensation.
- 10.4. Project Closeout:** Project Closeout shall include the following:
- 10.4.1. Final Cleanup:** Vendor shall perform the final cleanup activities listed below, along with any other final cleanup activities normally associated with the work performed under this Contract, prior to final inspection:
 - 10.4.1.1.** Prior to final acceptance, the contractor is to submit to the WVDOT marked up drawings (As-Built) reflecting the work as constructed. The drawings shall be digitally submitted on a CDROM in both AutoCAD and PDF format.
 - 10.4.1.2.** Vendor shall collect waste and spare materials and remove from the jobsite.
 - 10.4.2. Final Inspection:** Vendor shall participate in a final inspection with the Agency's project manager. The purpose of the final inspection will be to identify deficiencies that need to be remedied prior to Agency's final acceptance of the work. Vendor shall at all times be obligated to perform in accordance with the Contract and must take all actions necessary to ensure that work complies with requirements of Contract prior to final acceptance. Final acceptance does not waive or release Vendor from its obligation to ensure that work complies with the Contract requirements. Vendor shall submit any warranty documents to the Agency project manager at final inspection.

**REQUEST FOR QUOTATION
CRFQ DOT1900000034
INSTALLATION OF STRUCTURED CABLING (63190023)**

11. FACILITIES ACCESS: Performance of Contract Services may require access cards and/or keys to gain entrance to Agency's facilities. In the event that access cards and/or keys are required:

11.1. Vendor must identify principal service personnel which will be issued access cards and/or keys to perform service.

11.2. Vendor will be responsible for controlling cards and keys and will pay replacement fee, if the cards or keys become lost or stolen.

11.3. Vendor shall notify Agency immediately of any lost, stolen, or missing card or key.

11.4. Anyone performing under this Contract will be subject to Agency's security protocol and procedures.

11.5. Vendor shall inform all staff of Agency's security protocol and procedures.

12. MISCELLANEOUS:

12.1. **Contract Manager:** During its performance of this Contract, Vendor must designate and maintain a primary contract manager responsible for overseeing Vendor's responsibilities under this Contract. The Contract manager must be available during normal business hours to address any customer service or other issues related to this Contract. Vendor should list its Contract manager and his or her contact information below.

Contract Manager: Summer Bailey | Kent Reed

Telephone Number: 304-553-7526

Fax Number: 1-866-301-1761

Email Address: summer.bailey@getronics.com

**REQUEST FOR QUOTATION
CRFQ DOT1900000034
INSTALLATION OF STRUCTURED CABLING (63190023)**

EXHIBIT A – Pricing Page

Dated: 12/3/2018
(Bidder to insert date bid submitted)

SUBMITTED BY:

Pomeroy IT Solutions Sales Co Inc ^{dba Getronics}
(hereinafter called "Vendor")

SUBMITTED TO:

West Virginia Department of Transportation *(hereinafter called "WV DOT")*

The Bidder, being familiar with local conditions affecting the cost of the Work and the Contract Documents, including Instructions to Bidders, Bid Form, General Conditions, Drawings, Specifications, and any Addenda or Clarifications issued, hereby propose to furnish all labor, tools, taxes, transportation and expendable equipment necessary for the satisfactory and complete construction of in every detail and ready for operation, all in full accordance with, and in conformity to, the Contract Documents, for the stipulated sums as follows:

TOTAL BID AMOUNT (Show Bid Amount in both words and numbers.)

For the sum of: \$ 1,242,142.⁰⁵

One Million, Two Hundred Forty Two Thousand ^{One Hundred Forty Two}
and five cents **Dollars.**

(Show Bid Amount in both words and numbers.)

(In the event of a difference between the written bid amount and the number bid amount, the written bid amount shall govern.)

**REQUEST FOR QUOTATION
CRFQ DOT1900000034
INSTALLATION OF STRUCTURED CABLING (63190023)**

EXHIBIT B – PROJECT PLANS

**REQUEST FOR QUOTATION
CRFQ DOT1900000034
INSTALLATION OF STRUCTURED CABLING (63190023)**

1. General Requirements and Installation Guidelines

- 1.1. Requirements and install guidelines for all specified and “or equal” submittals:**
- 1.1.1. Vendor shall provide all labor, materials, and equipment for the complete installation of work called for in the Contract Documents.**
 - 1.1.2. This section includes the minimum requirements for Horizontal and Backbone cable terminations installed in communications equipment rooms (Telecommunications Rooms, Equipment Rooms, or “Telecommunications Closets”).**
 - 1.1.3. Included in this section are the minimum composition requirements and installation methods for the termination blocks and patch panels.**
 - 1.1.4. All cable and equipment shall be installed in a neat and workmanlike manner. All methods of construction that are not specifically described or indicated in the contract documents shall be subject to the control and approval of the WV DOT or WV DOT Representative. Equipment and materials shall be of the quality and manufacture indicated. The equipment specified is based on the acceptable manufacturers listed. Where “or equal” is stated, equipment shall be equivalent in every way to that of the equipment specified and subject to approval.**
 - 1.1.5. Adhere to all Electronic Industries Alliance (EIA), Telecommunications Industry Association (TIA) and Building Industry Consulting Service International (BICSI) recommended installation practices when installing communications/data cabling.**
 - 1.1.6. Material and work specified herein shall comply with the applicable requirements of the current adopted revision of the following:**
 - 1.1.6.1. ANSI/TIA – 568 Series Commercial Building Telecom Cabling Standard**
 - 1.1.6.2. TIA – 569 Commercial Building Standard for Telecom Pathways and Spaces**
 - 1.1.6.3. ANSI/TIA – 606 Administration Standard for the Telecommunications Infrastructure of Commercial Buildings**
 - 1.1.6.4. ANSI-J-STD – 607 Joint Standard for Commercial Building Grounding and Bonding Requirements for Telecommunications**
 - 1.1.6.5. NFPA 70 -- National Electric Code**
 - 1.1.6.6. ISO/IEC 11801 - Generic cabling for customer premises**

**REQUEST FOR QUOTATION
CRFQ DOT190000034
INSTALLATION OF STRUCTURED CABLING (63190023)**

- 1.1.6.7. BICSI – Telecommunications Distribution Methods Manual
- 1.1.6.8. ANSI/TIA – 568 Series Commercial Building Telecommunications Cabling Standard, TIA – 569 Commercial Building Standard for Telecommunications Pathways and Spaces
- 1.1.6.9. ANSI/TIA – 606 Administration Standard for the Telecommunications Infrastructure of Commercial Buildings
- 1.1.6.10. ANSI-J-STD – 607 Joint Standard for Commercial Building Grounding and Bonding Requirements for Telecommunications
- 1.1.6.11. NFPA 70 – National Electric Code
- 1.1.6.12. ISO/IEC 11801 - Generic cabling for customer premises
- 1.1.6.13. BICSI – Telecommunications Distribution Methods Manual
- 1.1.7. **Product data for all “or equal” submittals:**
 - 1.1.7.1. Vendors shall provide, for approval, manufacturers name, part number, cut sheets, and specifications, for all alternate products to be bid on this RFQ. This documentation must be submitted before or on the **VENDOR QUESTION DEADLINE** as specified in Section 4 of the RFQ **INSTRUCTIONS TO VENDORS SUBMITTING BIDS** document.

1.2. Category 6/Class E Patch Panels

- 1.2.1. Patch panel shall be constructed of high strength steel and designed for wall or 19-inch rack mounting
- 1.2.2. Panels shall be available in 24-port and 48-port configurations, with a height of 1 Rack Unit (RU) of 44.5 millimeters (1.75 inches) for each group of 24 ports.
- 1.2.3. Removable rear mounted cable management bar and front and rear identification labels.
- 1.2.4. Comply with the standards for Category 6/Class E patch panels listed in the TIA/EIA-568 Series Standards and ISO/IEC 11801.
- 1.2.5. All Patch Panels shall be installed in the racks installed in the telecommunications space.

**REQUEST FOR QUOTATION
CRFQ DOT1900000034
INSTALLATION OF STRUCTURED CABLING (63190023)**

1.2.6. Each patch panel shall be attached to the rack using the four (4) rack screws supplied with the panel.

1.2.7. All Patch Panels shall be installed level and plumb within the racks.

1.2.8. CommScope Uniprise Patch Panels “or Equal”

1.2.8.1. Uniprise Universal Cat6 Panel 1U 24 Port “or Equal”
760180042|UNP-U-610-1U-24 “or Equal”

1.2.8.1.1. Electrical Specifications

1.2.8.1.1.1. ANSI/TIA Category 6

1.2.8.1.1.2. Current Rating 1.5 A @ 20 °C | 1.5 A @ 68 °F

1.2.8.1.1.3. Dielectric Withstand Voltage, RMS, conductive surface 1500 Vac @ 60 Hz

1.2.8.1.1.4. Dielectric Withstand Voltage, RMS, contact-to-contact 1000 Vac @ 60 Hz

1.2.8.1.1.5. Insulation Resistance, minimum 500 MOhm

1.2.8.1.2. Environmental Specifications

1.2.8.1.2.1. Flammability Rating UL 94 V-0

1.2.8.1.2.2. Relative Humidity Up to 95%, non-condensing

1.2.8.1.3. General Specifications

1.2.8.1.3.1. Total Ports, quantity 24

1.2.8.1.3.2. Cable Type U/UTP (unshielded)

1.2.8.1.3.3. Rack Type EIA 19 in

1.2.8.1.4. Mechanical Specifications

1.2.8.1.4.1. Conductor Gauge, solid 22 AWG | 24 AWG

REQUEST FOR QUOTATION
CRFQ DOT1900000034
INSTALLATION OF STRUCTURED CABLING (63190023)

- 1.2.8.1.4.2. Conductor Gauge, stranded 22 AWG | 24 AW
- 1.2.8.1.4.3. Outlet/Module Contact Plating Precious metals
- 1.2.8.1.4.4. Plug Insertion Life, minimum 750 times
- 1.2.8.1.4.5. Plug Insertion Life, test plug IEC 60603-7 compliant plug
- 1.2.8.1.4.6. Plug Retention Force, minimum 30 lbf | 133 N
- 1.2.8.1.4.7. Rear Termination Contact Plating Nickel
- 1.2.8.1.4.8. Rear Termination Type IDC
- 1.2.8.1.4.9. Wiring T568A | T568B

**1.2.8.2. Uniprise Universal Cat6 Panel 2U 48 Port “or Equal”
760180059|UNP-U-610-2U-48 “or Equal”**

1.2.8.2.1. Electrical Specifications

- 1.2.8.2.1.1. ANSI/TIA Category 6
- 1.2.8.2.1.2. Current Rating 1.5 A @ 20 ° C | 1.5 A @ 68 °F
- 1.2.8.2.1.3. Dielectric Withstand Voltage, RMS, conductive surface 1500 Vac @ 60 Hz
- 1.2.8.2.1.4. Dielectric Withstand Voltage, RMS, contact-to-contact 1000 Vac @ 60 Hz
- 1.2.8.2.1.5. Insulation Resistance, minimum 500 MOhm

1.2.8.2.2. Environmental Specifications

- 1.2.8.2.2.1. Flammability Rating UL 94 V-0
- 1.2.8.2.2.2. Relative Humidity Up to 95%, non-condensing

1.2.8.2.3. General Specifications

- 1.2.8.2.3.1. Total Ports, quantity 24

**REQUEST FOR QUOTATION
CRFQ DOT1900000034
INSTALLATION OF STRUCTURED CABLING (63190023)**

1.2.8.2.3.2. Cable Type U/UTP (unshielded)

1.2.8.2.4. Mechanical Specifications

1.2.8.2.4.1. Conductor Gauge, solid 22 AWG | 24 AWG

1.2.8.2.4.2. Conductor Gauge, stranded 22 AWG | 24 AW

1.2.8.2.4.3. Outlet/Module Contact Plating Precious metals

1.2.8.2.4.4. Plug Insertion Life, minimum 750 times

1.2.8.2.4.5. Plug Insertion Life, test plug IEC 60603-7 compliant plug

1.2.8.2.4.6. Plug Retention Force, minimum 30 lbf | 133 N

1.2.8.2.4.7. Rear Termination Contact Plating Nickel

1.2.8.2.4.8. Rear Termination Type IDC

1.2.8.2.4.9. Wiring T568A | T568B

1.3. Copper Horizontal Cabling

1.3.1. Work Includes

1.3.1.1. Horizontal (to desktop) cable shall consist of Category 6 (CAT 6) copper cable for all Data and Voice applications.

1.3.1.2. Horizontal cabling to typical work area outlets (including offices, cubicles, and conference rooms) shall consist of two Category 6 cables serving each outlet.

1.3.1.3. Outlets for wall-mounted or other "telephone only" installations shall consist of one Category 6 cable as a minimum.

1.3.1.4. Outlets for wireless access points (APs) shall consist of one Category 6 cable at a minimum.

1.3.2. Cable Construction (by Type):

**REQUEST FOR QUOTATION
CRFQ DOT1900000034
INSTALLATION OF STRUCTURED CABLING (63190023)**

- 1.3.2.2. Listed CMR cable: Solid copper conductors with high-density polyolefin insulation and an overall low smoke polyvinyl chloride (PVC) jacket to achieve a riser (i.e., non-plenum) rating by applicable NEC requirements.
- 1.3.2.3. Listed CMP cable: Solid copper conductors with fluorinated ethylene propylene (FEP) insulation and an overall low smoke PVC jacket to achieve plenum rating by applicable NEC requirements.
- 1.3.2.4. OSP outdoor cable rated for wet locations: Solid copper conductors with polyethylene insulation, polyolefin fluted center member with flooding compound, and black polyethylene jacket

1.3.2.5. Comply with following general physical specifications:

1.3.2.5.1. Maximum pulling tension: 110 Newton's (25 pound-force)

1.3.2.6. Coordination

1.3.2.6.1. Coordinate layout and installation of cable tray with other trades.

1.3.3. CommScope Uniprise Data Communications Horizontal Cabling (Category 6/ClassE) "or Equal"

1.3.3.1. Media 6@ 65N4+ Cat 6 U/UTP Cable, non-plenum "or Equal"

1.3.3.2. Media 6@ 6504+ Cat 6 U/UTP Cable, plenum "or Equal"

1.3.3.3. Media 6@ 6NF4+ Cat 6 U/UTP filled Cable, outdoor direct burial "or Equal"

1.3.3.3.1. Cable shall be listed for the environment where it will be installed (Plenum, Outdoor, or Riser).

1.3.3.3.2. Category 6 horizontal cabling shall provide the following margin to the specification when installed in a 4 connector Channel:

Electrical Parameter (1-250MHZ)	Guaranteed Margins to Category 6 Class E Channel Specifications
Insertion loss	5%
NEXT	6 dB
PSNEXT	7.5 dB
ELFEXT	6 dB

**REQUEST FOR QUOTATION
CRFQ DOT190000034
INSTALLATION OF STRUCTURED CABLING (63190023)**

PSELFEXT	8 dB
Return Loss	4 dB

1.3.3.3.3 Category 6 horizontal cabling shall meet or exceed the performance specifications listed in the following table when installed in a 4 connector Channel.

Guaranteed Channel Performance Specifications for 4-Connection U/UTP Systems										
Freq (MHz)	Insertion Loss (dB)	NEXT (dB)	ACR (dB)	PSNEXT (dB)	PSACR (dB)	ELFEXT (dB)	PSELFEXT (dB)	Return Loss (dB)	Delay (ns)	Delay Skew (ns)
1.0	2.0	71.0	69.0	69.5	67.5	69.3	68.3	23.0	580	30
4.0	3.8	69.0	65.2	68.0	64.2	57.2	56.2	23.0	562	30
8.0	5.4	64.2	58.8	63.1	57.7	51.2	50.2	23.0	557	30
16.0	7.6	59.2	51.6	58.1	50.4	45.2	44.2	22.0	553	30
31.25	10.8	54.4	43.6	53.2	42.4	39.4	38.4	20.5	550	30
62.5	15.6	49.4	33.7	48.1	32.4	33.3	32.3	18.0	549	30
100.0	20.2	45.9	25.7	44.6	24.3	29.3	28.3	16.0	548	30
200.0	30.0	40.8	10.8	39.4	9.4	23.2	22.2	13.0	547	30
250.0	34.1	39.1	5.0	37.7	3.5	21.3	20.3	12.0	546	30

- A. The table provides reference values only. All parameters comply with the governing equations over the entire frequency range.
- B. All values and equations apply to worst-case channels utilizing four-pair cables with full cross-connects, consolidation points and work area outlets (4 connectors in a channel) for any channel lengths up to 100 meters

1.3.3.3.4 Category 6 horizontal cabling shall provide the following Margin to the specification when installed in a 6 connector Channel

Electrical Parameter (1-250MHZ)	Guaranteed Margins to Category 6 Class E Channel Specifications
Insertion loss	4%
NEXT	4 dB
PSNEXT	5.5 dB
ELFEXT	4 dB
PSELFEXT	6 dB

**REQUEST FOR QUOTATION
CRFQ DOT1900000034
INSTALLATION OF STRUCTURED CABLING (63190023)**

Return Loss	2 dB
-------------	------

1.3.3.3.5 Category 6 horizontal cabling shall provide the following Margin to the specification when installed in a 6 connector Channel.

Guaranteed Channel Performance Specifications for 6-Connection U/UTP Systems										
Freq (MHz)	Insertion Loss (dB)	NEXT (dB)	ACR (dB)	PSNEXT (dB)	PSACR (dB)	ELFEXT (dB)	PSELFEXT (dB)	Return Loss (dB)	Delay (ns)	Delay Skew (ns)
1.0	2.1	69.0	66.9	67.5	65.4	67.3	66.3	21.0	580	30
4.0	3.9	67.0	63.2	66.0	62.1	55.2	54.2	21.0	562	30
8.0	5.4	62.2	56.7	61.1	55.7	49.2	48.2	21.0	557	30
16.0	7.7	57.2	49.5	56.1	48.4	43.2	42.2	20.0	553	30
31.25	10.9	52.4	41.5	51.2	40.3	37.4	36.4	18.5	550	30
62.5	15.8	47.4	31.6	46.1	30.3	31.3	30.3	16.0	549	30
100.0	20.4	43.9	23.5	42.6	22.1	27.3	26.3	14.0	548	30
200.0	30.3	38.8	8.5	37.4	7.1	21.2	20.2	11.0	547	30
250.0	34.5	37.1	2.6	35.7	1.2	19.3	18.3	10.0	546	30

- A. The table provides reference values only. All parameters comply with the governing equations over the entire frequency range.
- B. All values and equations apply to worst-case channels utilizing four-pair 71E series cables with up to 6 embedded connections in a channel for any channel lengths up to 100 meters.

**REQUEST FOR QUOTATION
CRFQ DOT1900000034
INSTALLATION OF STRUCTURED CABLING (63190023)**

1.4. Copper Jack/Information Outlets and Connectors

1.4.1. Scope of Work

- 1.4.1.1. This section includes the minimum requirements for jack/information outlets and connectors.
- 1.4.1.2. The channel performance for the installation shall meet or exceed the requirements of ANSI/TIA-568 and ISO/IEC 11801 for the specified Category.
- 1.4.1.3. The jack/information outlets shall match the category of the cabling
- 1.4.1.4. All jacks/information outlets shall meet UL 94 V-O

1.4.2. General

- 1.4.2.1. All products will be compliant to RoHS 2002/95/EC
- 1.4.2.2. All products will be designed, manufactured, and/or distributed under this quality management system: ISO 9001:2008
- 1.4.2.3. Telecommunications jacks shall be 8-position/8-conductor modular outlets accepting industry standard modular RJ45 type plugs and insulation displacement conductor (IDC) terminations.
- 1.4.2.4. The Universal design shall support T568A and T568B wiring and shall have universal wiring labels, including color-coded insert identification labels to ensure accurate identification.
- 1.4.2.5. Provide crosstalk cancellation with compensation and alien crosstalk mitigation using printed wiring board materials and compensation technology.
- 1.4.2.6. Jack shall be backward compatible with lower category cords and cables.
- 1.4.2.7. Installation without special faceplates at either 45- or a 90-degree angle in manufacturer's modular faceplates and frames, including those on surface-mounted boxes.

**REQUEST FOR QUOTATION
CRFQ DOT1900000034
INSTALLATION OF STRUCTURED CABLING (63190023)**

1.4.3 Uniprise UNJ600 Category 6 U/UTP Information Outlet, blue “or Equal”

1.4.3.1. Electrical Specifications

- 1.4.3.1.1. Contact Resistance Variation, maximum: 20 mOhm
- 1.4.3.1.2. Contact Resistance, maximum: 100 mOhm
- 1.4.3.1.3. Current Rating: 1.5 A @ 20 °C, 1.5 A @ 68 °F
- 1.4.3.1.4. Dielectric Withstand Voltage, RMS, conductive surface: 1500 Vac @ 60 Hz
- 1.4.3.1.5. Dielectric Withstand Voltage, RMS, contact-to-contact: 1000 Vac @ 60 Hz
- 1.4.3.1.6. Insulation Resistance, minimum: 500 MOhm

1.4.3.2. Environmental Specifications

- 1.4.3.2.1. Flammability Rating: UL 94 V-0
- 1.4.3.2.2. Relative Humidity: Up to 95%, non-condensing
- 1.4.3.2.3. Safety Standard: cUL, UL

1.4.3.3. Mechanical Specifications

- 1.4.3.3.1. Conductor Type: Solid, Stranded (7 strands)
- 1.4.3.3.2. Material Type: Copper alloy, High-impact, flame retardant, thermoplastic
- 1.4.3.3.3. Outlet/Module Contact Plating: Precious metals
- 1.4.3.3.4. Plug Insertion Life, minimum: 750 times
- 1.4.3.3.5. Plug Insertion Life, test plug: IEC 60603-7 compliant plug
- 1.4.3.3.6. Plug Retention Force, minimum: 30 lbf, 133 N
- 1.4.3.3.7. Rear Termination Contact Plating: Precious metals

**REQUEST FOR QUOTATION
CRFQ DOT1900000034
INSTALLATION OF STRUCTURED CABLING (63190023)**

1.4.3.3.8. Rear Termination Type: IDC

1.4.3.3.9. Wiring: T568A or T568B

1.5. Copper Category 6 /Class E Patch Cords

1.5.1. Work Includes

1.5.1.1. Provide all labor, materials, and equipment for the installation of all copper patch cords into the approved patch panels called for in the Bid Documents.

1.5.2. Scope of Work

1.5.2.1. This section includes the minimum requirements for copper patch cords.

1.5.2.2. All Patch/Equipment Cords shall be new.

1.5.2.3. Patch/Equipment Cords shall be made by the same manufacturer as the Horizontal Cable used in the new installation.

1.5.2.4. All Patch/Equipment Cords shall be factory manufactured and tested for compliance to the appropriate standards and performance.

1.5.2.5. Patch/Equipment Cords shall be installed using proper cable management

1.5.2.6. Minimum bend radius shall not be exceeded.

1.5.3. General

1.5.3.1. The Modular Patch Cords shall meet or exceed TIA ANSI/TIA-568-C.2 Category 6 and ISO/EIC Category 6/Class E specifications and shall be fully backward compatible with Category 5e and 5 connectors.

1.5.4. Uniprise Category 6 U/UTP Patch Cord, Non-Plenum, Blue “or Equal”

1.5.4.1. Electrical Specifications

1.5.4.1.1. ANSI/TIA Category 6

1.5.4.1.2. dc Resistance, maximum 0.30 ohm

1.5.4.1.3. Safety Voltage Rating 300 V

1.5.4.2. Environmental Specifications

**REQUEST FOR QUOTATION
CRFQ DOT1900000034
INSTALLATION OF STRUCTURED CABLING (63190023)**

1.5.4.2.1. Environmental Space Non-plenum

1.5.4.2.2. Flammability Rating UL 94 V-0

1.5.4.2.3. Safety Standard cETL | ETL

1.5.4.3. Mechanical Specifications

1.5.4.3.1. Conductor Type Stranded

1.5.4.3.2. Material Type Copper alloy | Polycarbonate

1.5.4.3.3. Outlet/Module Contact Plating Precious metals

1.5.4.3.4. Plug Insertion Life, minimum 750 times

1.5.4.3.5. Plug Retention Force, minimum 133 N | 30 lbf

1.5.4.3.6. Wiring T568B

1.5.5. Uniprise Category 6 U/UTP Patch Cord, 4-pair, Plenum, Blue “or Equal”

1.5.5.1. Electrical Specifications

1.5.5.1.1. ANSI/TIA Category 6

1.5.5.1.2. dc Resistance, maximum 0.30 ohm

1.5.5.1.3. Safety Voltage Rating 300 V

1.5.5.2. Environmental Specifications

1.5.5.2.1. Environmental Space Plenum

1.5.5.2.2. Flammability Rating UL 94 V-0

1.5.5.2.3. Safety Standard cETL | ETL

1.5.5.3. Mechanical Specifications

1.5.5.3.1. Conductor Type Solid

1.5.5.3.2. Material Type Copper alloy | Polycarbonate

**REQUEST FOR QUOTATION
CRFQ DOT1900000034
INSTALLATION OF STRUCTURED CABLING (63190023)**

1.5.5.3.3. Precious metals

1.5.5.3.4. Plug Insertion Life, minimum 750 times

1.5.5.3.5. Plug Retention Force, minimum 133 N ; 30 lbf

1.5.5.3.6. Wiring T568B

1.6. Single-Mode Optical Fiber Backbone

1.6.1. Work Includes

1.6.1.1. Provide all labor, materials, and equipment for the complete installation of all Optical Fiber Backbone Cables called for in the Contract Documents.

1.6.1.2. Included in this section are the minimum composition requirements and installation methods for the following:

1.6.1.3. Intra Building Backbone (Inside buildings (ISP))

1.6.1.4. Inter Building Backbone (Between buildings (OSP))

1.6.2. General Specifications

1.6.2.1. Cables shall be designed for Point to Point applications and shall provide a high level of protection for optical fiber installed in building applications.

1.6.2.2. Higher optical fiber count cables shall utilize a sub-unitized design with color-coded subunits for easy identification.

1.6.3. Cable Performance Standards

1.6.3.1. Cables shall comply with the applicable standards per cable type:

1.6.3.2. Bellcore, fiber distributed data interface (FDDI), and EIA standards

1.6.3.3. ANSI/ICEA S-87-640, Standard for Optical Fiber Outside Plant Communications Cable

1.6.3.4. Telcordia, GR-20-CORE, Generic Requirements for Optical Fiber and Optical Fiber Cable

**REQUEST FOR QUOTATION
CRFQ DOT1900000034
INSTALLATION OF STRUCTURED CABLING (63190023)**

1.6.3.5. Telcordia, GR-409-CORE, Generic Requirements for Indoor Fiber Optic Cables

1.6.3.6. Telcordia requirements for superior armored cable

1.6.3.7. TIA/EIA-568-C.1

1.6.3.8. TIA/EIA-568-C.3

1.6.3.9. ISO/IEC 11801

1.6.3.10. CENELEC EN-50173

1.6.3.11. EN 187105

1.6.4. OS2 Single-mode 8.3 Micrometer Fiber

1.6.4.1. OS2 Single-mode Fiber SCS shall comply with the following standards

1.6.4.1.1. ISO/IEC 11801:2010

1.6.4.1.2. EN 50173-1:2011

1.6.4.1.3. EN 50173-2:2010

1.6.4.1.4. ANSI/TIA-568-C

1.6.4.1.5. TEC 60603-7-4

1.6.4.1.6. IEEE 802.3 applications as outlined in section (iii)

1.6.4.2. OS2 optical fiber glass shall be manufactured from ultra-pure synthetic silica glass. Single-mode fibers manufactured from natural quartz will not be accepted.

1.6.4.3. OS2 Single-mode fiber shall be capable of supporting, at minimum, the following IEEE Ethernet applications:

100M	100BASE-LX10
1G	1000BASE-LH
	1000BASE-BX10
	1000BASE-LX10

**REQUEST FOR QUOTATION
CRFQ DOT1900000034
INSTALLATION OF STRUCTURED CABLING (63190023)**

	1000BASE-PX10-D
	1000BASE-PX10-U
	1000BASE-PX20-D
	1000BASE-ZX
10G	10GBASE-LR
	10GBASE-LX4
	10GBASE-ER
40G	40GBASE-LR4
100G	100GBASE-LR4

1.6.4.4. OS2 single-mode Fiber SCS shall be capable of supporting the following Fiber Channel Applications Standards, per Technical Committee 11 of INCITS:

1GFC
2GFC
4GFC
8GFC
10GFC
16GFC

1.6.4.5 OS2 single-mode fibers shall fully meet or exceed the specifications in:

1.6.4.5.1 EN 50173-1:2011

1.6.4.5.2 ISO/IEC 11801:2010

1.6.4.5.3 IEC/EN 60793-2-50 (b1.3 fiber)

1.6.4.5.4 ANSI/TIA-492CAAB

1.6.4.5.5 ITU-T G.652.D

1.6.4.6 OS2 single-mode fiber physical specifications:

Physical Characteristics	
Cladding Diameter	125.0 ± 0.7 μm
Core/Clad Offset	≤ 0.5 μm

**REQUEST FOR QUOTATION
CRFQ DOT1900000034
INSTALLATION OF STRUCTURED CABLING (63190023)**

Coating Diameter (Uncolored)	245.0 ± 10 μm
Coating Diameter (Colored)	254.0 ± 7 μm
Coating/Cladding Concentricity Error, Max.	12 μm
Clad Non-Circularity	≤ 1.0 %

1.6.4.7 OS2 single-mode fiber mechanical specifications:

Mechanical Characteristics	
Proof Test	100 kpsi (0.69 Gpa)
Coating Strip Force	0.3 – 2.0 lbf (1.3 – 8.9 N)
Fiber Curl	≥ 4 m
Dynamic fatigue Parameter (nd)	≥ 18
Macrobending, Max. (100 turns)	0.05 dB (1,310/1550 nm @50mm) 0.05 dB (1,625 nm @ 60 mm)
Macrobending, Max. (1 turn @32 mm mandrel)	0.05 @1,550 nm

1.6.4.8. Optical Characteristics, Wavelength specific:

Optical Characteristics, Wavelength Specific			
	1310 nm	1385 nm	1550 nm
Max Attenuation Loose-Tube Cable	0.34 dB/km	0.31 dB/km	0.22 dB/km
Max Attenuation Tight-Buffer Cable	0.50 dB/km	0.50 dB/km	0.50 dB/km
Mode Field Diameter	9.2 ± 0.3 μm	9.6 ± 0.6 μm	10.4 ± 0.5 μm
Group Refractive Index	1.467	1.468	1.468
Dispersion, Max.	3.5 ps/(nm-km) from 1,285 to 1,330 nm		18 s/(nm-km)

1.6.4.9. Optical specifications:

Optical Characteristics, General	
Points defects, Max.	0.10dB
Cut-Off Wavelength	≤ 1260

**REQUEST FOR QUOTATION
CRFQ DOT1900000034
INSTALLATION OF STRUCTURED CABLING (63190023)**

Zero Dispersion Wavelength	1,302 – 1,322 nm
Zero Dispersion Slope, max.	0.090 ps/[km-nm-nm]
Polarization Mode Dispersion Link Design Value	≤ 0.06 ps/sqrt (km)
Backscatter Coefficient	-79.6/-82.1 dB @ 1310/1550 nm
Index of Refraction	1.466/ 1.467 @ 1310/1550 nm

1.6.4.10 Environmental specifications

Environmental Characteristics	
Temperature Dependence -76°F to 185°F (-60°C to 85°C)	≤ 0.05dB
Temperature humidity Cycling 14°F to 185°F (-10°C to 85°C) up to 95% RH	≤ 0.05dB
Water Immersion, 73.4°F (23°C)	≤ 0.05dB
Heat Aging, 185°F (85°C)	≤ 0.05dB

1.6.5. Inter and Intra Building Fiber Backbone

- 1.6.5.1.** Indoor/Outdoor, Single Jacket All-Dielectric, Plenum Rated, Gel-Free, Stranded Loose-Tube Cable
- 1.6.5.2.** Contractor shall comply applicable codes, standards and with all local codes and requirements. It is the responsibility of the contractor to identify and adhere to any unique codes or requirements governed by the region where the work is to be performed.
- 1.6.5.3.** Provide all necessary products for installation of Fiber Backbone cabling to include cable attachments, etc.
- 1.6.5.4.** Backbone cable shall be installed following industry standard practices.
- 1.6.5.5.** Contractor shall not exceed the maximum pulling tension or the minimum bending radius for fiber cables per manufacturer's specifications.

**REQUEST FOR QUOTATION
CRFQ DOT1900000034
INSTALLATION OF STRUCTURED CABLING (63190023)**

1.6.5.6. All installations shall comply with:

- 1.6.5.6.1.** ANSI/TIA/EIA – 568 Series Commercial Building Telecommunications Cabling Standard,
- 1.6.5.6.2.** TIA – 569 Commercial Building Standard for Telecommunications Pathways and Spaces,
- 1.6.5.6.3.** ANSI/TIA/EIA – 606 Administration Standard for the Telecommunications Infrastructure of Commercial Buildings
- 1.6.5.6.4.** ANSI-J-STD – 607 Joint Standard for Commercial Building Grounding (Earthing) and Bonding Requirements for Telecommunications
- 1.6.5.6.5.** NFPA 70 – National Electric Code
- 1.6.5.6.6.** BICSI – Telecommunications Distribution Methods Manual

1.6.6. Backbone Cable Testing

- 1.6.6.1.** Complete end-to-end test results for all Fiber Optic cables installed are required.
- 1.6.6.2.** All fiber optic cable must be visually inspected and optically tested on the reel upon delivery to the installation site. Using an Optical Time Domain Reflectometer (OTDR), an access jumper with like fiber, a pigtail, and a mechanical splice, all fibers shall be tested for continuity and attenuation.
- 1.6.6.3.** Testing for continuity and attenuation on the reel must confirm factory specifications to ensure that the fiber optic cable was not damaged during shipment. The test results must match the results of the factory-attached tag on the reel, or the fiber shall not be used. Reel data sheet must be provided showing test results.
- 1.6.6.4.** End to end (bi-directional) test measurements shall be provided for single-mode fibers (2 wavelengths per test are required).
- 1.6.6.5.** Testing shall be performed on 100% of the fibers in the completed end-to-end system. ANSI/TIA-568-A, Annex H, provides the technical criteria and formulae to be used in fiber optic testing. Additionally, all fiber optic cable links must pass all installation and performance tests mandated by the cable manufacturer.

**REQUEST FOR QUOTATION
CRFQ DOT1900000034
INSTALLATION OF STRUCTURED CABLING (63190023)**

1.6.6.6. The WV DOT or WV DOT Representative is to be notified at least 24 hours prior to testing to allow observation at the WV DOT or WV DOT Representative's discretion. If the WV DOT or WV DOT Representative confirms his intention to observe, a reasonable starting time shall be agreed upon. Should the WV DOT or WV DOT Representative not be present at the scheduled commencement time, the Contractor may begin testing as scheduled.

1.6.6.7. Testing Format: Test Results must be submitted in two (2) formats. First, must be original file(s) down loaded from tester. Second, the file must be cohesively placed in Excel format.

1.6.6.8. All test results are to be recorded and submitted to the WV DOT or WV DOT Representative.

1.6.7. 360G2 Cartridge 12 LC TeraSPEED® Blue with Pigtails “or Equal”

1.6.7.1. Construction Materials

1.6.7.1.1. Fiber Type TeraSPEED®, zero water peak singlemode fiber (G.652.D, G.657.A1 or G.652.D,

1.6.7.1.2. G.657.A1 | OS2)

1.6.7.1.3. Total Fibers, quantity 12

1.6.7.2. Dimensions

1.6.7.2.1. Depth 119.38 mm | 4.70 in

1.6.7.2.2. Height 30.48 mm | 1.20 in

1.6.7.2.3. Pigtail Length 1.5 m | 4.9 ft

1.6.7.2.4. Width 91.44 mm | 3.60 in

1.6.7.3. General Specifications

1.6.7.3.1. Product Type Cartridge

1.6.7.3.2. Interface, front LC

1.6.7.3.3. Adapter Color Blue

**REQUEST FOR QUOTATION
CRFQ DOT1900000034
INSTALLATION OF STRUCTURED CABLING (63190023)**

1.6.7.3.4. Intelligence Type iPatch® ready

1.6.7.3.5. Interface Feature, front Standard

1.6.7.3.6. Package Quantity 1

1.6.7.3.7. Total Ports, quantity, front 12

1.6.7.4. Optical Performance

1.6.7.4.1. Insertion Loss Change, mating 0.30 dB

1.6.7.4.2. Insertion Loss Change, temperature 0.30 dB

1.6.7.4.3. Insertion Loss, typical 0.30 dB

1.6.7.4.4. Return Loss, minimum 55.0 dB

1.6.7.5. Regulatory Compliance/Certifications

1.6.7.5.1. Agency Classification

1.6.7.5.2. RoHS 2011/65/EU Compliant

1.6.7.5.3. ISO 9001:2008 Designed, manufactured and/or distributed under this quality management system

1.6.8. RoloSplice Kit with 2 fusion splice trays “or Equal”

1.6.8.1. Fusion splice kit Application for G2 1U shelves and surface mount enclosures
Splice Trays Included Splice Trays, quantity 2 Splices, quantity 32

1.6.9. SYSTIMAX 360G2 1U Sliding Modular Cassette Shelf “or Equal”

1.6.9.1. Dimensions

1.6.9.2. Depth 457.20 mm | 18.00 in

1.6.9.3. Height 44.45 mm | 1.75 in

1.6.9.4. Width 482.60 mm | 19.00 in

**REQUEST FOR QUOTATION
CRFQ DOT1900000034
INSTALLATION OF STRUCTURED CABLING (63190023)**

1.6.9.5. Accepts four G2 modular cassettes

1.6.9.6. Accepts two RoloSplices with three trays each

1.6.10. TeraSPEED® LC to LC, Fiber Patch Cord, 1.6 mm Duplex “or Equal”

1.6.10.1. Cord Length, maximum 999 ft | 999 m

1.6.10.2. Cord Length, minimum 2 ft | 1 m

1.6.10.3. Diameter Over Jacket 1.60 mm | 0.06 in

1.6.10.4. General Specifications

1.6.10.4.1. Color, connector A Blue

1.6.10.4.2. Color, connector B Blue

1.6.10.4.3. Construction Type Duplex patch cord

1.6.10.4.4. Interface, connector A LC

1.6.10.4.5. Interface, connector B LC

1.6.10.4.6. Interface Feature, connector A Standard

1.6.10.4.7. Interface Feature, connector B Standard

1.7. Chatsworth CUBE-iT PLUS® Cabinet System “or Equal”

1.7.1. Height 36" (910 mm) 18U

1.7.2. Width 24" (610 mm)

1.7.3. Depth 30" (760 mm)

1.7.4. Door Style: Plexiglass Door

1.7.5. Equipment Load Rating: Up to 200 lb (90.7 kg)

1.7.6. Quantity: EA

1.7.7. Material: Steel

**REQUEST FOR QUOTATION
CRFQ DOT1900000034
INSTALLATION OF STRUCTURED CABLING (63190023)**

1.7.8. UL: UL

1.7.9. RoHS: Y

1.8. Chatsworth CUBE-iT PLUS® Fan Kits “or Equal”

1.8.1. Attaches over the vents in the side of the Cube-iT Plus Cabinet

1.8.2. Draws air into the cabinet, pressurizing the cabinet and forcing warm air out of the side vents

1.8.3. 115 VAC, 50/60 Hz, 37 dB Fan with 6'L (1.8 m) attached power cord and NEMA 5-15P plug

1.8.4. 230 VAC, 50/60 Hz, 37dB Fan with 6'L (1.8 m) attached power cord and NEMA 6-15P plug

1.9. Chatsworth Velocity Standard Pack “or Equal”

1.9.1. Velocity® Standard Pack includes a 45U x 19” EIA Standard Rack, a double-sided Velocity vertical cable manager and concrete floor installation hardware.

1.9.2. Numbered rack-mount spaces on Standard Rack are printed on the equipment mounting channels, providing the installer a way of positioning equipment in planned spaces.

1.9.3. Includes bonded assembly and a built-in attachment point for a ground (earthing) connection on Standard Rack for attachment to the Telecommunications Ground.

1.10. TrippLite -SU1000RTXL2UA SmartOnline 120V 1kVA 800W Double-Conversion UPS, 2U “or Equal”

1.10.1. 1000VA / 1kVA / 800 watt on-line double-conversion 2U rack/tower UPS

1.10.2. 100/110/120V +/-2% output at 50/60Hz, high efficiency

1.10.3. Economy Mode Option

1.10.4. Expandable runtime, Hot-swap batteries;

1.10.5. 13.5 in / 34.3cm installed depth

**REQUEST FOR QUOTATION
CRFQ DOT1900000034
INSTALLATION OF STRUCTURED CABLING (63190023)**

1.10.6. USB, RS232 & EPO ports; slot for Network Management Card options

1.10.7. Front panel status LEDs with detailed load and battery metering

1.10.8. 2 independently switchable output load banks

1.10.9. NEMA 5-15P input; 5-15R outlets

1.11. TrippLite -SNMPWEBCARD “or Equal”

1.11.1. Enables remote UPS management via SNMP, Web, SSH or telnet

1.11.2. Ability to send user-configurable alerts via SNMP, SMS or email

1.11.3. Ability to reboot unresponsive equipment without requiring a site visit

1.11.4. Ability to provide mass configuration and updating of multiple units

1.11.5. Store logs of power events, alerts and electrical data

1.12. TrippLite BP24V15RT2U External 24V 2U Rack/Tower Battery Pack “or Equal”

1.12.1. Extends the runtime of expandable 24V DC Tripp Lite UPS Systems

1.12.2. Includes mounting accessories for 2U rackmount installation in 2 or 4 post racks

1.12.3. Includes tower support brackets

1.13. TrippLite EnviroSense Rack Environment Sensor, Temperature, Humidity “or Equal”

1.13.1. Ability to provide remote temperature/humidity monitoring in network environments

1.14. TrippLite 2-9USTAND “or Equal”

1.14.1. 2U to 9U Tower Stand Kit for select Rack-Mount UPS Systems

1.15. Geist RCURN082-101D15ST5-OD “or Equal”

1.15.1. Switched, Outlet Level Monitoring, + Environmental Monitoring -- 15A, 120V

**REQUEST FOR QUOTATION
CRFQ DOT1900000034
INSTALLATION OF STRUCTURED CABLING (63190023)**

1.15.2. Horizontal, (8) NEMA 5-15R, 10 ft power cord with 5-15P, Input, per Circuit/Breaker

1.15.3. Outlet power monitoring with Outlet switching.

1.15.4. Environmental monitoring via optional remote sensors.

1.15.5. Ethernet connectivity.

1.15.6. Local LCD display.

1.16. Geist RTAFHD3-12 “or Equal”

1.16.1. Remote Temperature, Airflow, Humidity, Dew Point) all-in-one sensor

1.16.1.1. Specifications

1.16.1.1.1. Normal operating range: 5 to 60 °C (41 to 140 °F), 20-80% RH

1.16.1.1.2. Maximum Operating Range: -40 to 85 °C (-40 to 185 °F), 0-100% RH

1.16.1.1.3. Accuracy: +/-0.5 °C (0.9 °F), +/-2% RH (over normal operating range)

1.16.1.1.4. +/-1 °C (1.8 °F) and +/-5% RH (outside of normal operating range)

1.16.1.1.5. Humidity: Normal operating range: 20% to 80% RH

1.16.1.1.6. Accuracy (normal range): +/- 2% RH at 25°C

1.16.1.1.7. Extended range: 0% to 100% RH

1.16.1.1.8. Dew Point: -40 to 185 °F (-40 to 85 °C)

1.16.1.1.9. Air Flow: 0 to 100 (relative value)

1.17. HARGER GBI14420TMGBKT 1/4" X 4" X 20" TMGB KIT “or Equal”

1.17.1. 1/4"x 4" x 20" ground bar kit

1.17.2. Kit Includes:

1.17.3. Insulators & shelter brackets.

**REQUEST FOR QUOTATION
CRFQ DOT1900000034
INSTALLATION OF STRUCTURED CABLING (63190023)**

1.17.4. BICSI pattern. 24 pair 5/16" & 6 pair 3/16" holes.

1.17.5. Includes antioxidant tube.

1.18. HARGER RGBHKIT14119.25 1/4" X 1" X 19" RACK MOUNT KIT "or Equal"

1.18.1. 1/4" x 1" x 19-1/4" horizontal equipment rack ground bar.

1.18.2. Kit Includes:

1.18.2.1. (1) 1/4" electrolytic tough pitch copper alloy 110 ground bar,

1.18.2.2. (1) 3" bar splice plate with 2 slotted holes

1.18.2.3. (2) 11/16WINS: white delrin insulator

1.18.2.4. (2) SMS0126SHWZ

1.18.2.5. 12-24 x 5/8" hex washer head screw

1.18.2.6. (2) #12-24 x 3/4" copper flashed brass screw

1.18.2.7. (2) #12 copper flat washer

1.18.2.8. (8) #6-32 x 1/4" copper flashed brass screw

1.18.2.9. (8) #6 ring terminal

2. Structured Cabling Construction Scope of Work

2.1. Inter-Building Campus Area Network (CAN) Single-Mode Optical Fiber Backbone

2.1.1. The vendor is responsible for all materials, measurements, and equipment for the complete installation of the Optical Fiber Backbone. Vendor must notify the WV DOT or WV DOT Representative if discrepancies are discovered between the existing conditions and those noted in the specifications,

2.1.2. This Optical Fiber Backbone install requires but will not be limited to the following:

**REQUEST FOR QUOTATION
CRFQ DOT1900000034
INSTALLATION OF STRUCTURED CABLING (63190023)**

2.1.2.1. Internal pathways

2.1.2.2. Aerial span sections

2.1.2.3. Underground sections in conduit

2.1.2.4. External attachments and penetrations include, but will not be limited to the following:

2.1.2.4.1. Aerial and Underground to building attachments

2.1.2.4.1.1. Wooden attachments

2.1.2.4.1.2. Steel attachments

2.1.2.4.1.3. Masonry attachments

2.1.2.4.1.4. Utility pole

2.1.2.4.2. Aerial and Underground to building entrance penetrations

2.1.2.4.2.1. Wooden penetrations

2.1.2.4.2.2. Steel penetrations

2.1.2.4.2.3. Masonry penetrations

2.1.2.4.2.4. Utility pole

2.2. Installation Techniques and Material Usage - Common to All Locations

2.2.1. Copper Patch cables

2.2.1.1. Blue 5' cables are for use in the equipment rooms for racks.

2.2.1.2. Blue 10' and 14' are for work area end connections.

2.2.2. Fiber Jumper Cables

**REQUEST FOR QUOTATION
CRFQ DOT1900000034
INSTALLATION OF STRUCTURED CABLING (63190023)**

2.2.2.1. Jumpers used for connecting switches and patch panels or connecting patch panel to patch panel should be the shortest "appropriate" length that neither causes the jumper to have sharp corners or have excessive fiber coiled and hanging on or around the rack.

2.2.3. Abandoned Cable Requirement

2.2.3.1. National Electric Code (NEC) requires that all abandoned copper and fiber cable be removed. Abandoned cable is identified as a cable that is not terminated at equipment and not identified for future use with a tag [725.2, 760.2, 770.2, 800.2, and 820.2] and the NEC does require the accessible portion of abandoned to be removed [725.3(B), 760.3(B), 770.3(A), 800.52(B), and 820.3(A)]

2.3. District Headquarters: All buildings

- 2.3.1.** Installation of the designated number of Cat-6 jacks as required at each HQ building.
- 2.3.2.** Installation of a WAP location dual Cat-6 cable drop and an outlet located on an exterior wall location of the building per DOT direction. Generally, this location is in the building nearest the truck entrance to the salt pile. Place a 1" core/sleeve on the exterior wall so that a WAP or Antenna cable can be extended by others.
- 2.3.3.** Install Patch Panel(s) and Wire Manager(s) on the equipment rack. Vertical cable management shall at a minimum be on one side of all mounting racks. One 2u horizontal cable manager shall be placed above and below each 2u 48 port patch panel and each network switch.
- 2.3.4.** Install a wall mounted shelf on the equipment rack for future equipment.
- 2.3.5.** Install UPS, with installed SNMP Card, in the closet/space near the panel for others to install with future equipment.
- 2.3.6.** Use PVC Wiremold as necessary.

REQUEST FOR QUOTATION
CRFQ DOT1900000034
INSTALLATION OF STRUCTURED CABLING (63190023)

- 2.3.7. Create a basic floor plan with jack locations and labels to serve as an As-built. Use fire escape route if available.
 - 2.3.8. Label all cables, outlets, and panels.
 - 2.3.9. Vertical cable management shall at a minimum be on one side of all mounting racks. One 2u horizontal cable manager shall be placed above and below each 2u 48 port patch panel and each network switch.
 - 2.3.10. Install TGB {HAGER - 1/4" X 2" X 12" TGB KIT}
- 2.4. County Headquarters: All buildings**
- 2.4.1. Installation of the designated number of Cat-6 Jacks as required at each County Office.
 - 2.4.2. Installation of a WAP location dual Cat-6 cable drop and an outlet located on an exterior wall location of the building per DOT direction. Generally, this location is in the building nearest the truck entrance to the salt pile. Place a 1" core/sleeve on the exterior wall so that a WAP or Antenna cable can be extended by others.
 - 2.4.3. Install Patch Panel(s) and Wire Manager(s) on the wall with a wall mount swing bracket / cabinet. Vertical cable management shall at a minimum be on one side of all mounting racks. One 2u horizontal cable manager shall be placed above and below each 2u 48 port patch panel and each network switch. If a rack is present or required, use the equipment rack instead.
 - 2.4.4. Install a wall mounted shelf under the patch panel for future equipment.
 - 2.4.5. Install UPS, with installed SNMP Card, in the closet/space near the panel for others to install with future equipment.
 - 2.4.6. Use PVC Wiremold as necessary.
 - 2.4.7. Create a basic floor plan with jack locations and labels to serve as an As-built. Use fire escape route if available.
 - 2.4.8. Label all cables, outlets, and panels.

**REQUEST FOR QUOTATION
CRFQ DOT1900000034
INSTALLATION OF STRUCTURED CABLING (63190023)**

2.4.9. Vertical cable management shall at a minimum be on one side of all mounting racks. One 2u horizontal cable manager shall be placed above and below each 2u 48 port patch panel and each network switch.

2.4.10. Install TGB {HAGER - 1/4" X 2" X 12" TGB KIT}

2.5 Sub-Stations: All buildings

2.5.1. Installation of the designated number of Cat-6 Jacks as required at each Sub- Station.

2.5.2. Installation of a WAP location dual Cat-6 cable drop and an outlet located on an exterior wall location of the building per DOT direction. Generally, this location is in the building nearest the truck entrance to the salt pile. Place a 1" core/sleeve on the exterior wall so that a WAP or Antenna cable can be extended by others.

2.5.3. Install Patch Panel and Wire Manager on the wall with a wall mount swing bracket.

2.5.4. Install a wall mounted shelf under the patch panel for future equipment.

2.5.5. Install UPS, with installed SNMP Card, in the closet/space near the panel for others to install with future equipment.

2.5.6. Use PVC Wiremold as necessary.

2.5.7. Create a basic floor plan with jack locations and labels to serve as an As-built. Use fire escape route if available.

2.5.8. Label all cables, outlets, and panels.

2.5.9. Vertical cable management shall at a minimum be on one side of all mounting racks. One 2u horizontal cable manager shall be placed above and below each 2u 48 port patch panel and each network switch.

2.5.10. Install TGB {HAGER - 1/4" X 2" X 12" TGB KIT}

2.6. Drawings, Sketches, Fire Escape Plans

2.6.1. Drawings for the new District 7 HQ buildings.

2.6.1.1.1. The Equipment Shop is currently under construction and will be ready to cable immediately.

REQUEST FOR QUOTATION
CRFQ DOT1900000034
INSTALLATION OF STRUCTURED CABLING (63190023)

- 2.6.1.1.2. The Administration Building design is the same as Districts 6 and 10 and are provided for reference.
- 2.6.1.1.3. The Multi-Purpose Building design is the same as Districts 6 and 10 and are provided for reference.
- 2.6.1.1.4. The Lab Building design is the same as Districts 6 and 10 and are provided for reference.

**DOT Statewide Infrastructure Upgrade
Cabling Project - Cable Install Specifications
Attachment D1-A (Headquarters)**

1. DOH DISTRICT 1 (One) HEADQUARTERS - CHARLESTON

1334 Smith Street, Charleston

1.1. Engineering Building

1.1.1. Work Area Scope of Work

- 1.1.1.1. Installation of the designated amount of Cat 6 Work area outlets on the Materials Locations attachment for telecommunications usage extended to the Telecommunications Equipment Room (TER).
- 1.1.1.2. Each cable must be labeled per TIA/EIA-606-A administration standard.
- 1.1.1.3. Each drop must be terminated in a flush faceplate or surface mount box.
- 1.1.1.4. Each flush faceplate or surface mount box must be labeled per TIA/EIA-606-A. Administration Standard.
- 1.1.1.5. All cable installed in modular furniture must be enclosed in the wall or furniture pathways and spaces or duct and / or split loom must be used.
- 1.1.1.6. Each cable drop must be terminated 568B wiring configuration on a Cat.6 blue outlet unless designated otherwise.
- 1.1.1.7. One Cat 6 Patch cable shall be provided for each drop location. 75% of these cables shall be ten foot in length and 25% shall be fourteen foot in length for the station end drop location. In addition, 15 Cat 6 patch cables ten-foot-long shall be provided for spares.

1.1.2. Telecommunications Equipment Room (TER) Build Requirements

- 1.1.2.1. All Building TER's should meet the ANSI/TIA/EIA-569-A standard.
- 1.1.2.2. The Main TER must include a rack-mounted shelf under the last patch panel for future equipment and an environmental monitoring unit that at a minimum monitors temperature, humidity and airflow.
- 1.1.2.3. The Main TER must contain a Telecommunications Main Grounding Busbar (TMGB) which is bonded to the electrical service entrance ground and an earth ground. All other Building TER's must have a Telecommunications Grounding Busbar (TGB) and adhere to the TIA/EIA -607 standard where each TGB is connected together with a backbone of insulated stranded (or solid) copper cable. This backbone is connected back to the TMGB in the Main TER.
- 1.1.2.4. All Building TER's must have an equipment/distribution rack(s) determined by the total number of drops to be terminated in the TER and the amount of network equipment to be installed by the WVOT.
- 1.1.2.5. Floor mount equipment/distribution rack(s) must be secured at two points with one of the points being the solid floor.
- 1.1.2.6. The equipment/distribution rack must be grounded to the TER grounding Busbar.
- 1.1.2.7. The equipment/distribution rack must be installed with front and rear cable management for horizontal cables and patch cords.

**DOT Statewide Infrastructure Upgrade
Cabling Project - Cable Install Specifications
Attachment D1-A (Headquarters)**

- 1.1.2.8. Where standards require, overhead ladder or basket cable tray shall be installed to accommodate cables entering the TER and slack loop management.
- 1.1.2.9. Each drop of Cat 6 cable extended to the designated Telecommunications Equipment Room (TER) must be terminated following TIA/EIA 568B standard using the T-568B pin/pair assignment on 12, 24 or 48 port patch panels as required in an amount determined by the total number of drops plus 15% additional empty ports for growth.
- 1.1.2.10. Each 24-port patch panel shall be installed so that there is (at a minimum) a 1 (one) u cable manager above or below the panel as well as each 48-port patch panel shall be installed so that there is (at a minimum) a 2 (two) u cable manager above and below the panel. There should not be spaces left between the panels and /or cable managers unless directed by DOT and / or WVOT.
- 1.1.2.11. When the installation of patch panels and horizontal cable managers exceeds 40% of an installed rack an additional rack should be installed to allow for Network Hardware and other electronics.
- 1.1.2.12. Cat 6 Patch cables five foot in length shall be provided for each terminated cable on the patch panels. An addition 15% Cat 6 Patch cables five foot in length shall be provided for spares.
- 1.1.2.13. Install UPS, with installed SNMP Card, in the TER near or on the rack to be used for network electronics hardware.

1.2. Headquarters Building

1.2.1. Work Area Scope of Work

- 1.2.1.1. Installation of the designated amount of Cat 6A Work area outlets on the Materials Locations attachment for telecommunications usage extended to the Telecommunications Equipment Room (TER).
- 1.2.1.2. Each cable must be labeled per TIA/EIA-606-A administration standard.
- 1.2.1.3. Each drop must be terminated in a flush faceplate or surface mount box.
- 1.2.1.4. Each flush faceplate or surface mount box must be labeled per TIA/EIA-606-A. Administration Standard.
- 1.2.1.5. All cable installed in modular furniture must be enclosed in the wall or furniture pathways and spaces or duct and / or split loom must be used.
- 1.2.1.6. Each cable drop must be terminated 568B wiring configuration on a Cat.6A blue outlet unless designated otherwise.
- 1.2.1.7. One Cat 6A Patch cable shall be provided for each drop location. 75% of these cables shall be ten foot in length and 25% shall be fourteen foot in length for the station end drop location. In addition, 5 Cat 6A patch cables ten-foot-long shall be provided for spares.

1.2.2. Telecommunications Equipment Room (TER) Build Requirements

**DOT Statewide Infrastructure Upgrade
Cabling Project - Cable Install Specifications
Attachment D1-A (Headquarters)**

- 1.2.2.1.** All Building TER's should meet the ANSI/TIA/EIA-569-A standard.
- 1.2.2.2.** The Main TER must include a rack-mounted shelf under the last patch panel for future equipment and an environmental monitoring unit that at a minimum monitors temperature, humidity and airflow.
- 1.2.2.3.** The Main TER must contain a Telecommunications Main Grounding Busbar (TMGB) which is bonded to the electrical service entrance ground and an earth ground. All other Building TER's must have a Telecommunications Grounding Busbar (TGB) and adhere to the TIA/EIA -607 standard where each TGB is connected together with a backbone of insulated stranded (or solid) copper cable. This backbone is connected back to the TMGB in the Main TER.
- 1.2.2.4.** All Building TER's must have an equipment/distribution rack(s) determined by the total number of drops to be terminated in the TER and the amount of network equipment to be installed by the WVOT.
- 1.2.2.5.** Floor mount equipment/distribution rack(s) must be secured at two points with one of the points being the solid floor.
- 1.2.2.6.** The equipment/distribution rack must be grounded to the TER grounding Busbar.
- 1.2.2.7.** The equipment/distribution rack must be installed with front and rear cable management for horizontal cables and patch cords.
- 1.2.2.8.** Where standards require, overhead ladder or basket cable tray shall be installed to accommodate cables entering the TER and slack loop management.
- 1.2.2.9.** Each drop of Cat 6A cable extended to the designated Telecommunications Equipment Room (TER) must be terminated following TIA/EIA 568B standard using the T-568B pin/pair assignment on 12, 24 or 48 port patch panels as required in an amount determined by the total number of drops plus 15% additional empty ports for growth.
- 1.2.2.10.** Each 24-port patch panel shall be installed so that there is (at a minimum) a 1 (one) u cable manager above or below the panel as well as each 48-port patch panel shall be installed so that there is (at a minimum) a 2 (two) u cable manager above and below the panel. There should not be spaces left between the panels and /or cable managers unless directed by DOT and / or WVOT.
- 1.2.2.11.** When the installation of patch panels and horizontal cable managers exceeds 40% of an installed rack an additional rack should be installed to allow for Network Hardware and other electronics.
- 1.2.2.12.** Cat 6A Patch cables five foot in length shall be provided for each terminated cable on the patch panels. An addition 15% Cat 6A Patch cables five foot in length shall be provided for spares.
- 1.2.2.13.** Install UPS, with installed SNMP Card, in the TER near or on the rack to be used for network electronics hardware.

**DOT Statewide Infrastructure Upgrade
Cabling Project - Cable Install Specifications
Attachment D1-A (Headquarters)**

1.3. SRC Building

1.3.1. Work Area Scope of Work

- 1.3.1.1. Installation of the designated amount of Cat 6A Work area outlets on the Materials Locations attachment for telecommunications usage extended to the Telecommunications Equipment Room (TER).
- 1.3.1.2. Each cable must be labeled per TIA/EIA-606-A administration standard.
- 1.3.1.3. Each drop must be terminated in a flush faceplate or surface mount box.
- 1.3.1.4. Each flush faceplate or surface mount box must be labeled per TIA/EIA-606-A Administration Standard.
- 1.3.1.5. All cable installed in modular furniture must be enclosed in the wall or furniture pathways and spaces or duct and / or split loom must be used.
- 1.3.1.6. Each cable drop must be terminated 568B wiring configuration on a Cat.6A blue outlet unless designated otherwise.
- 1.3.1.7. One Cat 6A Patch cable shall be provided for each drop location. 75% of these cables shall be ten foot in length and 25% shall be fourteen foot in length for the station end drop location. In addition, 5 Cat 6A patch cables ten-foot-long shall be provided for spares.

1.3.2. Telecommunications Equipment Room (TER) Build Requirements

- 1.3.2.1. All Building TER's should meet the ANS/TIA/EIA-569-A standard.
- 1.3.2.2. The Main TER must include a rack-mounted shelf under the last patch panel for future equipment and an environmental monitoring unit that at a minimum monitors temperature, humidity and airflow.
- 1.3.2.3. The Main TER must contain a Telecommunications Main Grounding Busbar (TMGB) which is bonded to the electrical service entrance ground and an earth ground. All other Building TER's must have a Telecommunications Grounding Busbar (TGB) and adhere to the TIA/EIA -607 standard where each TGB is connected together with a backbone of insulated stranded (or solid) copper cable. This backbone is connected back to the TMGB in the Main TER.
- 1.3.2.4. All Building TER's must have an equipment/distribution rack(s) determined by the total number of drops to be terminated in the TER and the amount of network equipment to be installed by the WVOT.
- 1.3.2.5. Floor mount equipment/distribution rack(s) must be secured at two points with one of the points being the solid floor.
- 1.3.2.6. The equipment/distribution rack must be grounded to the TER grounding Busbar.
- 1.3.2.7. The equipment/distribution rack must be installed with front and rear cable management for horizontal cables and patch cords.
- 1.3.2.8. Where standards require, overhead ladder or basket cable tray shall be installed to accommodate cables entering the TER and slack loop management.

**DOT Statewide Infrastructure Upgrade
Cabling Project - Cable Install Specifications
Attachment D1-A (Headquarters)**

- 1.3.2.9. Each drop of Cat 6A cable extended to the designated Telecommunications Equipment Room (TER) must be terminated following TIA/EIA 568B standard using the T-568B pin/pair assignment on 12, 24 or 48 port patch panels as required in an amount determined by the total number of drops plus 15% additional empty ports for growth.
 - 1.3.2.10. Each 24-port patch panel shall be installed so that there is (at a minimum) a 1 (one) u cable manager above or below the panel as well as each 48-port patch panel shall be installed so that there is (at a minimum) a 2 (two) u cable manager above and below the panel. There should not be spaces left between the panels and /or cable managers unless directed by DOT and / or WVOT.
 - 1.3.2.11. When the installation of patch panels and horizontal cable managers exceeds 40% of an installed rack an additional rack should be installed to allow for Network Hardware and other electronics.
 - 1.3.2.12. Cat 6A Patch cables five foot in length shall be provided for each terminated cable on the patch panels. An addition 15% Cat 6A Patch cables five foot in length shall be provided for spares.
 - 1.3.2.13. Install UPS, with installed SNMP Card, in the TER near or on the rack to be used for network electronics hardware.
- 1.4. Equipment Shop Building**
- 1.4.1. Work Area Scope of Work**
 - 1.4.1.1. Installation of the designated amount of Cat 6 Work area outlets on the Materials Locations attachment for telecommunications usage extended to the Telecommunications Equipment Room (TER).
 - 1.4.1.2. Installation of one (1) core/sleeve for a WAP located on the exterior wall of the HQ building within three (3) feet of the current antenna. Place a 1" core/sleeve on the exterior wall so that a WAP or Antenna cable can be extended by others.
 - 1.4.1.3. Each cable must be labeled per TIA/EIA-606-A administration standard.
 - 1.4.1.4. Each drop must be terminated in a flush faceplate or surface mount box.
 - 1.4.1.5. Each flush faceplate or surface mount box must be labeled per TIA/EIA-606-A. Administration Standard.
 - 1.4.1.6. All cable installed in modular furniture must be enclosed in the wall or furniture pathways and spaces or duct and / or split loom must be used.
 - 1.4.1.7. Each cable drop must be terminated 568B wiring configuration on a Cat.6 blue outlet unless designated otherwise.
 - 1.4.1.8. One Cat 6 Patch cable shall be provided for each drop location. 75% of these cables shall be ten foot in length and 25% shall be fourteen foot in length for the station end drop location. In addition, 5 Cat 6 patch cables ten-foot-long shall be provided for spares.
 - 1.4.2. Telecommunications Equipment Room (TER) Build Requirements**
 - 1.4.2.1. All Building TER's should meet the ANSI/TIA/EIA-569-A standard.

**DOT Statewide Infrastructure Upgrade
Cabling Project - Cable Install Specifications
Attachment D1-A (Headquarters)**

- 1.4.2.2. The Main TER must include a rack-mounted shelf under the last patch panel for future equipment and an environmental monitoring unit that at a minimum monitors temperature, humidity and airflow.
- 1.4.2.3. The Main TER must contain a Telecommunications Main Grounding Busbar (TMGB) which is bonded to the electrical service entrance ground and an earth ground. All other Building TER's must have a Telecommunications Grounding Busbar (TGB) and adhere to the TIA/EIA -607 standard where each TGB is connected together with a backbone of insulated stranded (or solid) copper cable. This backbone is connected back to the TMGB in the Main TER.
- 1.4.2.4. All Building TER's must have an equipment/distribution rack(s) determined by the total number of drops to be terminated in the TER and the amount of network equipment to be installed by the WVOT.
- 1.4.2.5. Floor mount equipment/distribution rack(s) must be secured at two points with one of the points being the solid floor.
- 1.4.2.6. The equipment/distribution rack must be grounded to the TER grounding Busbar.
- 1.4.2.7. The equipment/distribution rack must be installed with front and rear cable management for horizontal cables and patch cords.
- 1.4.2.8. Where standards require, overhead ladder or basket cable tray shall be installed to accommodate cables entering the TER and slack loop management.
- 1.4.2.9. Each drop of Cat 6 cable extended to the designated Telecommunications Equipment Room (TER) must be terminated following TIA/EIA 568B standard using the T-568B pin/pair assignment on 12, 24 or 48 port patch panels as required in an amount determined by the total number of drops plus 15% additional empty ports for growth.
- 1.4.2.10. Each 24-port patch panel shall be installed so that there is (at a minimum) a 1 (one) u cable manager above or below the panel as well as each 48-port patch panel shall be installed so that there is (at a minimum) a 2 (two) u cable manager above and below the panel. There should not be spaces left between the panels and /or cable managers unless directed by DOT and / or WVOT.
- 1.4.2.11. When the installation of patch panels and horizontal cable managers exceeds 40% of an installed rack an additional rack should be installed to allow for Network Hardware and other electronics.
- 1.4.2.12. Cat 6 Patch cables five foot in length shall be provided for each terminated cable on the patch panels. An addition 15% Cat 6 Patch cables five foot in length shall be provided for spares.
- 1.4.2.13. Install UPS, with installed SNMP Card, in the TER near or on the rack to be used for network electronics hardware.

**DOT Statewide Infrastructure Upgrade
Cabling Project - Cable Install Specifications
Attachment D1-A (Headquarters)**

1.5. Ruffner Building; Bldg. & Grds. – Materials – Sign Shop

1.5.1. Work Area Scope of Work

- 1.5.1.1. Installation of the designated amount of Cat 6 Work area outlets on the Materials Locations attachment for telecommunications usage extended to the Telecommunications Equipment Room (TER).
- 1.5.1.2. Installation of one (1) core/sleeve for a WAP located on the exterior wall of the HQ building within three (3) feet of the current antenna. Place a 1" core/sleeve on the exterior wall so that a WAP or Antenna cable can be extended by others.
- 1.5.1.3. Each cable must be labeled per TIA/EIA-606-A administration standard.
- 1.5.1.4. Each drop must be terminated in a flush faceplate or surface mount box.
- 1.5.1.5. Each flush faceplate or surface mount box must be labeled per TIA/EIA-606-A. Administration Standard.
- 1.5.1.6. All cable installed in modular furniture must be enclosed in the wall or furniture pathways and spaces or duct and / or split loom must be used.
- 1.5.1.7. Each cable drop must be terminated 568B wiring configuration on a Cat.6 blue outlet unless designated otherwise.
- 1.5.1.8. One Cat 6 Patch cable shall be provided for each drop location. 75% of these cables shall be ten foot in length and 25% shall be fourteen foot in length for the station end drop location. In addition, 5 Cat 6 patch cables ten-foot-long shall be provided for spares.

1.5.2. Telecommunications Equipment Room (TER) Build Requirements

- 1.5.2.1. All Building TER's should meet the ANSI/TIA/EIA-569-A standard.
- 1.5.2.2. The Main TER must include a rack-mounted shelf under the last patch panel for future equipment and an environmental monitoring unit that at a minimum monitors temperature, humidity and airflow.
- 1.5.2.3. The Main TER must contain a Telecommunications Main Grounding Busbar (TMGB) which is bonded to the electrical service entrance ground and an earth ground. All other Building TER's must have a Telecommunications Grounding Busbar (TGB) and adhere to the TIA/EIA -607 standard where each TGB is connected together with a backbone of insulated stranded (or solid) copper cable. This backbone is connected back to the TMGB in the Main TER.
- 1.5.2.4. All Building TER's must have an equipment/distribution rack(s) determined by the total number of drops to be terminated in the TER and the amount of network equipment to be installed by the WVOT.
- 1.5.2.5. Floor mount equipment/distribution rack(s) must be secured at two points with one of the points being the solid floor.
- 1.5.2.6. The equipment/distribution rack must be grounded to the TER grounding Busbar.
- 1.5.2.7. The equipment/distribution rack must be installed with front and rear cable management for horizontal cables and patch cords.

**DOT Statewide Infrastructure Upgrade
Cabling Project - Cable Install Specifications
Attachment D1-A (Headquarters)**

- 1.5.2.8.** Where standards require, overhead ladder or basket cable tray shall be installed to accommodate cables entering the TER and slack loop management.
- 1.5.2.9.** Each drop of Cat 6 cable extended to the designated Telecommunications Equipment Room (TER) must be terminated following TIA/EIA 568B standard using the T-568B pin/pair assignment on 12, 24 or 48 port patch panels as required in an amount determined by the total number of drops plus 15% additional empty ports for growth.
- 1.5.2.10.** Each 24-port patch panel shall be installed so that there is (at a minimum) a 1 (one) u cable manager above or below the panel as well as each 48-port patch panel shall be installed so that there is (at a minimum) a 2 (two) u cable manager above and below the panel. There should not be spaces left between the panels and /or cable managers unless directed by DOT and / or WVOT.
- 1.5.2.11.** When the installation of patch panels and horizontal cable managers exceeds 40% of an installed rack an additional rack should be installed to allow for Network Hardware and other electronics.
- 1.5.2.12.** Cat 6 Patch cables five foot in length shall be provided for each terminated cable on the patch panels. An addition 15% Cat 6 Patch cables five foot in length shall be provided for spares.
- 1.5.2.13.** Install UPS, with installed SNMP Card, in the TER near or on the rack to be used for network electronics hardware.



State of West Virginia
DRUG FREE WORKPLACE CONFORMANCE AFFIDAVIT
West Virginia Code §21-1D-5

STATE OF WEST VIRGINIA,
COUNTY OF Putnam, TO-WIT:

I, Summer Bailey, after being first duly sworn, depose and state as follows:

1. I am an employee of Getronics; and,
(Company Name)
2. I do hereby attest that Getronics
(Company Name)


maintains a written plan for a drug-free workplace policy and that such plan and policy are in compliance with **West Virginia Code §21-1D**.

The above statements are sworn to under the penalty of perjury.

Printed Name: Summer Bailey
 Signature: Summer Bailey
 Title: Technology Solutions Executive
 Company Name: Getronics
 Date: 12/4/18

Taken, subscribed and sworn to before me this 4 day of Dec, 2018.
 By Commission expires Sept 25 2019

(Seal)



Nicole Rasnake
 (Notary Public)

STATE OF WEST VIRGINIA
Purchasing Division
PURCHASING AFFIDAVIT

CONSTRUCTION CONTRACTS: Under W. Va. Code § 5-22-1(i), the contracting public entity shall not award a construction contract to any bidder that is known to be in default on any monetary obligation owed to the state or a political subdivision of the state, including, but not limited to, obligations related to payroll taxes, property taxes, sales and use taxes, fire service fees, or other fines or fees.

ALL CONTRACTS: Under W. Va. Code §5A-3-10a, no contract or renewal of any contract may be awarded by the state or any of its political subdivisions to any vendor or prospective vendor when the vendor or prospective vendor or a related party to the vendor or prospective vendor is a debtor and: (1) the debt owed is an amount greater than one thousand dollars in the aggregate; or (2) the debtor is in employer default.

EXCEPTION: The prohibition listed above does not apply where a vendor has contested any tax administered pursuant to chapter eleven of the W. Va. Code, workers' compensation premium, permit fee or environmental fee or assessment and the matter has not become final or where the vendor has entered into a payment plan or agreement and the vendor is not in default of any of the provisions of such plan or agreement.

DEFINITIONS:

"Debt" means any assessment, premium, penalty, fine, tax or other amount of money owed to the state or any of its political subdivisions because of a judgment, fine, permit violation, license assessment, defaulted workers' compensation premium, penalty or other assessment presently delinquent or due and required to be paid to the state or any of its political subdivisions, including any interest or additional penalties accrued thereon.

"Employer default" means having an outstanding balance or liability to the old fund or to the uninsured employers' fund or being in policy default, as defined in W. Va. Code § 23-2c-2, failure to maintain mandatory workers' compensation coverage, or failure to fully meet its obligations as a workers' compensation self-insured employer. An employer is not in employer default if it has entered into a repayment agreement with the Insurance Commissioner and remains in compliance with the obligations under the repayment agreement.

"Related party" means a party, whether an individual, corporation, partnership, association, limited liability company or any other form or business association or other entity whatsoever, related to any vendor by blood, marriage, ownership or contract through which the party has a relationship of ownership or other interest with the vendor so that the party will actually or by effect receive or control a portion of the benefit, profit or other consideration from performance of a vendor contract with the party receiving an amount that meets or exceeds five percent of the total contract amount.

AFFIRMATION: By signing this form, the vendor's authorized signer affirms and acknowledges under penalty of law for false swearing (W. Va. Code §61-5-3) that: (1) for construction contracts, the vendor is not in default on any monetary obligation owed to the state or a political subdivision of the state, and (2) for all other contracts, that neither vendor nor any related party owe a debt as defined above and that neither vendor nor any related party are in employer default as defined above, unless the debt or employer default is permitted under the exception above.

WITNESS THE FOLLOWING SIGNATURE:

Vendor's Name: Pomeroy IT Solutions Sales Co Inc DBA Getronics

Authorized Signature: Summer Bailey Date: 12/4/18

State of WV

County of Putnam, to-wit:

Taken, subscribed, and sworn to before me this 4 day of December, 2018.

My Commission expires Sept 25, 2019.

AFFIX SEAL HERE



NOTARY PUBLIC

Nicole Rasnake

Purchasing Affidavit (Revised 01/19/2016)

West Virginia Ethics Commission



Disclosure of Interested Parties to Contracts

Pursuant to *W. Va. Code* § 6D-1-2, a state agency may not enter into a contract, or a series of related contracts, that has/have an actual or estimated value of \$1 million or more until the business entity submits to the contracting state agency a Disclosure of Interested Parties to the applicable contract. In addition, the business entity awarded a contract is obligated to submit a supplemental Disclosure of Interested Parties reflecting any new or differing interested parties to the contract within 30 days following the completion or termination of the applicable contract.

For purposes of complying with these requirements, the following definitions apply:

"Business entity" means any entity recognized by law through which business is conducted, including a sole proprietorship, partnership or corporation, but does not include publicly traded companies listed on a national or international stock exchange.

"Interested party" or *"Interested parties"* means:

- (1) A business entity performing work or service pursuant to, or in furtherance of, the applicable contract, including specifically sub-contractors;
- (2) the person(s) who have an ownership interest equal to or greater than 25% in the business entity performing work or service pursuant to, or in furtherance of, the applicable contract. (This subdivision does not apply to a publicly traded company); and
- (3) the person or business entity, if any, that served as a compensated broker or intermediary to actively facilitate the applicable contract or negotiated the terms of the applicable contract with the state agency. (This subdivision does not apply to persons or business entities performing legal services related to the negotiation or drafting of the applicable contract.)

"State agency" means a board, commission, office, department or other agency in the executive, judicial or legislative branch of state government, including publicly funded institutions of higher education: Provided, that for purposes of *W. Va. Code* § 6D-1-2, the West Virginia Investment Management Board shall not be deemed a state agency nor subject to the requirements of that provision.

The contracting business entity must complete this form and submit it to the contracting state agency prior to contract award and to complete another form within 30 days of contract completion or termination.

This form was created by the State of West Virginia Ethics Commission, 210 Brooks Street, Suite 300, Charleston, WV 25301-1804. Telephone: (304)558-0664; fax: (304)558-2169; e-mail: ethics@wv.gov; website: www.ethics.wv.gov.

West Virginia Ethics Commission
Disclosure of Interested Parties to Contracts

(Required by W. Va. Code § 6D-1-2)

Name of Contracting Business Entity: Getronics Address: 1020 Petersburg Rd
Hebron, KY 41048

Name of Authorized Agent: Summer Bailey Address: 135 Corporate Centre Drive
Suite 410 Scott Depot, WV 25520

Contract Number: DOT1900000034 Contract Description: Structured Cabling

Governmental agency awarding contract: WV Department of Administration

Check here if this is a Supplemental Disclosure

List the Names of Interested Parties to the contract which are known or reasonably anticipated by the contracting business entity for each category below (attach additional pages if necessary):

1. Subcontractors or other entities performing work or service under the Contract

Check here if none, otherwise list entity/individual names below.

Horizon Information Services Inc

2. Any person or entity who owns 25% or more of contracting entity (not applicable to publicly traded entities)

Check here if none, otherwise list entity/individual names below.

Nana Baffour-Gyewu & Frank Julien own Getronics

3. Any person or entity that facilitated, or negotiated the terms of, the applicable contract (excluding legal services related to the negotiation or drafting of the applicable contract)

Check here if none, otherwise list entity/individual names below.

Signature: Summer Bailey

Date Signed: 12/4/2018

Notary Verification


State of WV, County of Fayette:

I, Summer Bailey, the authorized agent of the contracting business entity listed above, being duly sworn, acknowledge that the Disclosure herein is being made under oath and under the penalty of perjury.

Taken, sworn to and subscribed before me this 4th day of December, 2018

Nicole Rasnake
Notary Public's Signature

To be completed by State Agency:
Date Received by State Agency: _____
Date submitted to Ethics Commission: _____
Governmental agency submitting Disclosure: _____



CONTRACTOR LICENSE

Authorized by the

West Virginia Contractor Licensing Board

Number: WV034855

Classification:

LOW VOLTAGE SYSTEMS
COMMUNICATION & SOUND

POMEROY IT SOLUTIONS SALES COM INC
DBA POMEROY IT SOLUTIONS SALES COM INC
500 WESTMORELAND OFFICE PARK
DUNBAR, WV 25064

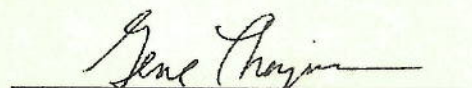
Date Issued

Expiration Date

JUNE 07, 2018

JUNE 07, 2019


Authorized Company Signature


Chair, West Virginia Contractor
Licensing Board

**WEST VIRGINIA
CONTRACTOR
LICENSING
BOARD**

This license, or a copy thereof, must be posted in a conspicuous place at every construction site where work is being performed. This license number must appear in all advertisements, on all bid submissions and on all fully executed and binding contracts. This license cannot be assigned or transferred by licensee. Issued under provisions of West Virginia Code, Chapter 21, Article 11.



September 2018

West Virginia Department of Education

1900 Kanawha Boulevard East
Charleston, West Virginia 25305

Brenda Morris - bmorris@k12.wv.us
Executive Director - Office of Technology

Tools for Schools Project

Pomeroy is currently participating in a five year contract with the WV Department of Education for providing full technology services, support and products. This project includes the design and installation of Category 6, 6A, multimode and Singlemode cabling for over 600 schools in the State of West Virginia. Cabling networks are being installed to replace outdated cabling infrastructure and for connectivity of new network electronics and wireless access points.

This project requires Pomeroy to coordinate multiple cabling crews for the removal of outdated cabling and network electronics and replacing them with new throughout the school year. This project requires working multiple shifts when school is in session while maintaining connectivity as we transition old networks to new. This five year contract was awarded following over twenty years of successive State Educational contracts.

Over the span of these contracts, Pomeroy has installed thousands of Category 6 and 6A cabling drops along with multiple multimode and Singlemode fiber optic backbones fully meeting EIA/TIA and national standards. The projects included networks for data, telephone, VoIP, Intercom Systems, Security systems, Audio/Video distribution systems, Access Control, and Wireless Networks.



March 2018

Ohio Valley Medical Center

2000 Eoff Street
Wheeling, West Virginia 26003

Eastern Ohio Regional Hospital

90 North 4th Street
Martins Ferry, Ohio

Joe Kniesner - jkniesner@ovrh.org
Network Support Specialist – Information Systems

Fiber Optic Upgrade

Pomeroy replaced all existing fiber and copper backbones connecting IT Closets in the Ohio Valley Medical Center and the Eastern Ohio Regional Hospital locations. This project included the installation of over 7000ft of 6, 12, 24, 48 & 72 fiber Singlemode Cabling with over 300 terminations to replace outdated cabling infrastructure. The upgrade was designed and implemented by Pomeroy along with the upgrade of network electronics that included switch upgrades and wireless access point upgrades.

This project required Pomeroy to coordinate multiple cabling crews at multiple locations for the removal of outdated cabling, installation of new cabling, closet clean ups and network electronics upgrades. This project required working multiple shifts that included sterile environments requiring the use of pressurized Hepacarts.



August 2018
Toyota Buffalo Plant
1 Sugar Maple Lane
Buffalo, West Virginia

Matt Talbert – matt.talbert@toyota.com
IS Manager

Fiber Optic Upgrade

Pomeroy completely upgraded this facility's fiber network from 62.5um, and 50um, to an exclusively Singlemode Network. This was around 100 separate fiber pulls with corning corrugated fiber consisting of different strand counts that ranged from 12 strands to 48 strands. This project included the installation of over 10,000ft of 6, 12, 24, & 48 fiber Singlemode Cabling with over 1000 terminations to replace outdated cabling infrastructure. The upgrade was designed and implemented by Pomeroy meeting Toyota's TEMA standards.

This project required Pomeroy to coordinate multiple cabling crews at multiple locations for the removal of outdated cabling, installation of new cabling and closet clean ups. This project required working multiple shifts that included utilizing lifts and barriers to perform work over assembly and automation areas.



November 2016
Morehead State University
150 University Avenue
Morehead, Kentucky 40351

Steve Richmond, CIO
Chris Howes - c.howes@moreheadstate.edu
Executive Director Information Technology

BIZNet Project

Pomeroy recently completed network cabling for the Academic, Administrative and Athletic buildings on the campus of Morehead State University. This project includes the installation of over 5000 Category 6 and 6A cabling to replace outdated cabling infrastructure and for connectivity of new wireless access points, the installation of hybrid Multi-mode/Singlemode fiber backbones between wiring closets and the installation of a redundant 144 Singlemode fiber optic backbone interconnecting major network nodes on the campus. The major network nodes connect redundantly to all buildings on the campus.

Pomeroy also provided Cisco switches and wireless access points in these building and on the campus to provide full campus network connectivity.



June 2016

West Virginia School of Osteopathic Medicine

400 North Lee Street
Lewisburg, WV 24901

Kim Ransom MBA - kransom@osteo.wvsom.edu
Director of Information Technology

New Student Center

Pomeroy provided full network cabling for the new Student Center at WVSOM. This project included the installation of Category 6A cabling and fiber optic backbones between the telecommunications closets. This project also included rerouting of existing singlemode fiber optic backbones and newly installed singlemode fiber optic backbones interconnecting the wiring closets and connecting the new facility at multiple points to the existing campus network.

Pomeroy also provided and installed Cisco wireless access points throughout the building and provided high density units for the grand ballroom.



July 2016

Morehead State University

150 University Avenue
Morehead, Kentucky 40351

Chris Howes - c.howes@moreheadstate.edu

Executive Director Information Technology

RESNet Project

Pomeroy provided network cabling for the Residential buildings on the campus of Morehead State University. This project included the installation of Category 6 and 6A cabling for wireless access points and singlemode fiber optic backbones interconnecting the Residential buildings to major network nodes on the campus. Pomeroy also provided Cisco switches and wireless access points in these building to provide a minimum of 20Gbps connectivity to each residential building.



May 2016

West Virginia School of Osteopathic Medicine

400 North Lee Street
Lewisburg, WV 24901

Kim Ransom MBA - kransom@oste.wvsom.edu
Director of Information Technology

Center for Clinical Evaluation

Pomeroy provided full network cabling for the new Center for Clinical Evaluation at WVSOM. This project included the installation of Category 6A cabling for offices, classrooms and clinical facilities. Singlemode fiber optic back-bones with multi-pair UTP copper was also installed interconnecting the wiring closets. A Singlemode fiber optic backbone with buried conduit was also installed at this time to reroute the campus backbone. This was provided to allow for major construction to begin for the new Student Center. Pomeroy also provided Cisco wireless access points throughout the building for this project.

Building Industry Consulting Service International

THE PROFESSIONAL DESIGNATION OF

**REGISTERED COMMUNICATIONS
DISTRIBUTION DESIGNER®**

IS AWARDED TO

Kent L Reed

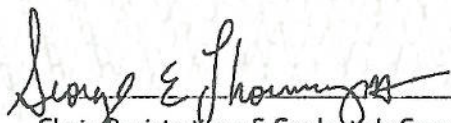
by BICSI in recognition of having successfully completed BICSI's registration and examination requirements.

Designation Number: 202329R
Registration Start Date: 1/1/2018
Registration End Date: 12/31/2020




Bicsi
RCDD
Since

6/10/1996



Chair, Registrations & Credentials Supervision Committee



Director of Credentialing

PANDUIT®

hereby recognizes

Pomeroy



Dunbar, WV (United States)

As a Registered Enterprise Structured Cabling Certified Company, authorized to Deploy Panduit® Enterprise Structured Cabling Systems,

Partner Since: 2017-07-19

Valid Through: 2019-10-27





Corning Optical Communications Network of Preferred Installers

Pomeroy

Certified Member
2018 Member in Good Standing

A handwritten signature in black ink that reads 'Stuart Hoiness'.

Stuart Hoiness
Senior VP
Enterprise Networks, TCO

A handwritten signature in black ink that reads 'Regina McCaughan'.

Regina McCaughan, Program Manager
Enterprise Networks
Network of Preferred Installers

Rendered: Thu Mar 29 14:32:26 GMT 2018



Premier Network
Installer

Leviton Premier Network Installer Certification

Pomeroy IT Solutions - Dunbar, WV

Has met Leviton's Certification Program selection criteria and has successfully completed the program certification requirements. Therefore, Pomeroy IT Solutions is hereby certified as a Leviton Premier Network Installer. Installations performed by Pomeroy IT Solutions that are compliant with TIA/EIA and/or ISO requirements are eligible to receive Leviton Network Solutions Extended Product and Performance System Limited Warranties.

Pomeroy IT Solutions has agreed to conform to all Leviton specified, TIA/EIA and/or ISO compliant installation practices in force at the time of installation. In addition, Pomeroy IT Solutions agrees to install Leviton approved products and category compliant cabling in compliance with program policies and related industry standards.

TIA/568 Series and ISO standards compliant links and channels are covered under Leviton Network Solutions Extended Product and Performance Warranties when installed by Premier Network Installers. Leviton approved cable manufacturers must be used to obtain system warranties.

Pomeroy IT Solutions agrees to adhere to the Terms & Conditions of Leviton Network Solutions certified contractor program, and the Terms & Conditions of the programs Extended Product and Performance System Limited Warranties for the duration of their participation in the program. In no event shall Leviton be liable for special, indirect, incidental, consequential or punitive damages (regardless of the form of action, whether in contract or in tort, including negligence, gross negligence and strict liability), including, without limitation, lost profits, lost revenue, loss of data, technology, rights or services, interruption of business, costs of procurement of substitute products or other economic damage arising from the failure of a system installed by a Leviton certified contractor.

0000783

Certification Number

March 29, 2000

Certified Installer Since

David Rumpakis, RCDD
Contractor Programs Manager

December 31, 2020

Expiration Date



It is hereby recognized that

Jason Cavender

Has completed the Leviton Network Solutions Certification Course
Copper and Optical Fiber Communications Cabling Systems
on behalf of

Pomeroy IT Solutions - Dunbar, WV

May 1, 2017

Certification Date
Expires **December 31, 2020**

A handwritten signature in black ink, appearing to read "David Rumpakis".

David Rumpakis, RCDD
Contractor Programs Manager, Leviton Network Solutions



8 BICSI CECs Awarded to Qualified BICSI Credential Holders
BICSI Event ID: OV-LEVI-WA-0115-1



It is hereby recognized that

Harold Callihan

Has completed the Leviton Network Solutions Certification Course
Copper and Optical Fiber Communications Cabling Systems
on behalf of

Pomeroy IT Solutions - Dunbar, WV

May 1, 2017

Certification Date
Expires December 31, 2020

A handwritten signature in black ink, appearing to read "D. Rumpakis".

David Rumpakis, RCDD
Contractor Programs Manager, Leviton Network Solutions



8 BICSI CECs Awarded to Qualified BICSI Credential Holders
BICSI Event ID: OV-LEVI-WA-0115-1



It is hereby recognized that

Billy Singer

Has completed the Leviton Network Solutions Certification Course
Copper and Optical Fiber Communications Cabling Systems
on behalf of

Pomeroy IT Solutions - Dunbar, WV

May 1, 2017

Certification Date
Expires **December 31, 2020**

A handwritten signature in black ink, appearing to read "David Rumpakis".

David Rumpakis, RCDD
Contractor Programs Manager, Leviton Network Solutions



8 BICSI CECs Awarded to Qualified BICSI Credential Holders
BICSI Event ID: OV-LEVI-WA-0115-1



It is hereby recognized that

Joshua Budd

Has completed the Leviton Network Solutions Certification Course
Copper and Optical Fiber Communications Cabling Systems
on behalf of

Pomeroy IT Solutions - Dunbar, WV

May 1, 2017

Certification Date
Expires **December 31, 2020**

A handwritten signature in black ink, appearing to read "David Rumpakis".

David Rumpakis, RCDD
Contractor Programs Manager, Leviton Network Solutions



8 BICSI CECs Awarded to Qualified BICSI Credential Holders
BICSI Event ID: OV-LEVI-WA-0115-1



It is hereby recognized that

Kent Reed

Has completed the Leviton Network Solutions Certification Course
Copper and Optical Fiber Communications Cabling Systems
on behalf of

Pomeroy IT Solutions - Dunbar, WV

May 1, 2017

Certification Date
Expires **December 31, 2020**

A handwritten signature in black ink, appearing to read "David Rumpakis".

David Rumpakis, RCDD
Contractor Programs Manager, Leviton Network Solutions



8 BICSI CECs Awarded to Qualified BICSI Credential Holders
BICSI Event ID: OV-LEVI-WA-0115-1



It is hereby recognized that

Larry Arthur

Has completed the Leviton Network Solutions Certification Course
Copper and Optical Fiber Communications Cabling Systems
on behalf of

Pomeroy IT Solutions - Dunbar, WV

May 1, 2017

Certification Date
Expires **December 31, 2020**

A handwritten signature in black ink, appearing to read "David Rumpakis".

David Rumpakis, RCDD
Contractor Programs Manager, Leviton Network Solutions



8 BICSI CECs Awarded to Qualified BICSI Credential Holders
BICSI Event ID: OV-LEVI-WA-0115-1



It is hereby recognized that

Luke Evans

Has completed the Leviton Network Solutions Certification Course
Copper and Optical Fiber Communications Cabling Systems
on behalf of

Pomeroy IT Solutions - Dunbar, WV

May 1, 2017

Certification Date
Expires December 31, 2020

A handwritten signature in black ink, appearing to read "David Rumpakis".

David Rumpakis, RCDD
Contractor Programs Manager, Leviton Network Solutions



8 BICSI CECs Awarded to Qualified BICSI Credential Holders
BICSI Event ID: OV-LEVI-WA-0115-1



CERTIFICATE OF LIABILITY INSURANCE

DATE (MM/DD/YYYY)
11/28/2018

THIS CERTIFICATE IS ISSUED AS A MATTER OF INFORMATION ONLY AND CONFERS NO RIGHTS UPON THE CERTIFICATE HOLDER. THIS CERTIFICATE DOES NOT AFFIRMATIVELY OR NEGATIVELY AMEND, EXTEND OR ALTER THE COVERAGE AFFORDED BY THE POLICIES BELOW. THIS CERTIFICATE OF INSURANCE DOES NOT CONSTITUTE A CONTRACT BETWEEN THE ISSUING INSURER(S), AUTHORIZED REPRESENTATIVE OR PRODUCER, AND THE CERTIFICATE HOLDER.

IMPORTANT: If the certificate holder is an ADDITIONAL INSURED, the policy(ies) must have ADDITIONAL INSURED provisions or be endorsed. If SUBROGATION IS WAIVED, subject to the terms and conditions of the policy, certain policies may require an endorsement. A statement on this certificate does not confer rights to the certificate holder in lieu of such endorsement(s).

PRODUCER Willis of Minnesota, Inc. c/o 26 Century Blvd P.O. Box 305191 Nashville, TN 372305191 USA	CONTACT NAME: PHONE (A/C, No, Ext): 1-877-945-7378		FAX (A/C, No): 1-888-467-2378
	E-MAIL ADDRESS: certificates@willis.com		
INSURED Pomeroy IT Solutions Sales Company, Inc. dba Getronics 1020 Petersburg Road Hebron, KY 41048	INSURER(S) AFFORDING COVERAGE		NAIC #
	INSURER A: Great Northern Insurance Company		20303
	INSURER B: Valley Forge Insurance Company		20508
	INSURER C: Transportation Insurance Company		20494
	INSURER D:		
	INSURER E:		

COVERAGES **CERTIFICATE NUMBER: W8962853** **REVISION NUMBER:**


THIS IS TO CERTIFY THAT THE POLICIES OF INSURANCE LISTED BELOW HAVE BEEN ISSUED TO THE INSURED NAMED ABOVE FOR THE POLICY PERIOD INDICATED. NOTWITHSTANDING ANY REQUIREMENT, TERM OR CONDITION OF ANY CONTRACT OR OTHER DOCUMENT WITH RESPECT TO WHICH THIS CERTIFICATE MAY BE ISSUED OR MAY PERTAIN, THE INSURANCE AFFORDED BY THE POLICIES DESCRIBED HEREIN IS SUBJECT TO ALL THE TERMS, EXCLUSIONS AND CONDITIONS OF SUCH POLICIES. LIMITS SHOWN MAY HAVE BEEN REDUCED BY PAID CLAIMS.

INSR LTR	TYPE OF INSURANCE	ADDL INSR	SUBR WVD	POLICY NUMBER	POLICY EFF (MM/DD/YYYY)	POLICY EXP (MM/DD/YYYY)	LIMITS
A	<input checked="" type="checkbox"/> COMMERCIAL GENERAL LIABILITY <input type="checkbox"/> CLAIMS-MADE <input checked="" type="checkbox"/> OCCUR GEN'L AGGREGATE LIMIT APPLIES PER: <input checked="" type="checkbox"/> POLICY <input type="checkbox"/> PRO-JECT <input type="checkbox"/> LOC OTHER:			3603-38-92 CIN	01/31/2018	01/31/2019	EACH OCCURRENCE \$ 1,000,000 DAMAGE TO RENTED PREMISES (Ea occurrence) \$ 1,000,000 MED EXP (Any one person) \$ 10,000 PERSONAL & ADV INJURY \$ 1,000,000 GENERAL AGGREGATE \$ 2,000,000 PRODUCTS - COM/OP AGG \$ 2,000,000
A	AUTOMOBILE LIABILITY <input checked="" type="checkbox"/> ANY AUTO <input type="checkbox"/> OWNED AUTOS ONLY <input type="checkbox"/> HIRED AUTOS ONLY <input type="checkbox"/> SCHEDULED AUTOS <input type="checkbox"/> NON-OWNED AUTOS ONLY			(17) 7359-18-78	01/31/2018	01/31/2019	COMBINED SINGLE LIMIT (Ea accident) \$ 1,000,000 BODILY INJURY (Per person) \$ BODILY INJURY (Per accident) \$ PROPERTY DAMAGE (Per accident) \$
	UMBRELLA LIAB <input type="checkbox"/> OCCUR <input type="checkbox"/> EXCESS LIAB <input type="checkbox"/> CLAIMS-MADE DED <input type="checkbox"/> RETENTIONS						EACH OCCURRENCE \$ AGGREGATE \$
B	WORKERS COMPENSATION AND EMPLOYERS' LIABILITY ANY PROPRIETOR/PARTNER/EXECUTIVE OFFICER/MEMBER EXCLUDED? (Mandatory in NH) If yes, describe under DESCRIPTION OF OPERATIONS below	Y/N	N/A	WC 6 23661819	01/31/2018	01/31/2019	<input checked="" type="checkbox"/> PER STATUTE <input type="checkbox"/> OTH-ER E.L. EACH ACCIDENT \$ 1,000,000 E.L. DISEASE - EA EMPLOYEE \$ 1,000,000 E.L. DISEASE - POLICY LIMIT \$ 1,000,000
C	WORKERS COMPENSATION AND EMPLOYERS' LIABILITY PER STATUTE			WC 5 99732395	01/31/2018	01/31/2019	E.L. EACH ACCIDENT \$1,000,000 E.L. DISEASE - EA EMP \$1,000,000 E.L. DISEASE - POL LIM \$1,000,000

DESCRIPTION OF OPERATIONS / LOCATIONS / VEHICLES (ACORD 101, Additional Remarks Schedule, may be attached if more space is required)

SEE ATTACHED

CERTIFICATE HOLDER**CANCELLATION**

State of WV 1900 Kanawha Blvd E. Bldg 5 Charleston, WV 25305	SHOULD ANY OF THE ABOVE DESCRIBED POLICIES BE CANCELLED BEFORE THE EXPIRATION DATE THEREOF, NOTICE WILL BE DELIVERED IN ACCORDANCE WITH THE POLICY PROVISIONS. AUTHORIZED REPRESENTATIVE 
--	---

© 1988-2016 ACORD CORPORATION. All rights reserved.

AGENCY CUSTOMER ID: _____

LOC #: _____



ADDITIONAL REMARKS SCHEDULE

Page 2 of 2

AGENCY Willis of Minnesota, Inc.		NAMED INSURED Pomeroy IT Solutions Sales Company, Inc. dba Getronics 1020 Petersburg Road Hebron, KY 41048	
POLICY NUMBER See Page 1		EFFECTIVE DATE: See Page 1	
CARRIER See Page 1	NAIC CODE See Page 1		

ADDITIONAL REMARKS

THIS ADDITIONAL REMARKS FORM IS A SCHEDULE TO ACORD FORM,

FORM NUMBER: 25 FORM TITLE: Certificate of Liability Insurance

State of WV is included as an Additional Insured as respects to General Liability and Auto Liability.

INSURER AFFORDING COVERAGE: Transportation Insurance Company

NAIC#: 20494

POLICY NUMBER: WC 6 23661836 EFF DATE: 01/31/2018 EXP DATE: 01/31/2019

TYPE OF INSURANCE:	LIMIT DESCRIPTION:	LIMIT AMOUNT:
WORKERS COMPENSATION	E.L. EACH ACCIDENT	\$1,000,000
AND EMPLOYERS' LIABILITY	E.L. DISEASE - EA EMP	\$1,000,000
PER STATUTE	E.L. DISEASE- POL LIM	\$1,000,000