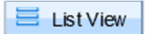




The following documentation is an electronically-submitted vendor response to an advertised solicitation from the *West Virginia Purchasing Bulletin* within the Vendor Self-Service portal at *wvOASIS.gov*. As part of the State of West Virginia's procurement process, and to maintain the transparency of the bid-opening process, this documentation submitted online is publicly posted by the West Virginia Purchasing Division at *WVPurchasing.gov* with any other vendor responses to this solicitation submitted to the Purchasing Division in hard copy format.

Header 1



General Information

Contact

Default Values

Discount

Document Information

Procurement Folder: 565163

Procurement Type: Central Purchase Order

Vendor ID: 00000219123

Legal Name: POMEROY IT SOLUTIONS SALES CO

Alias/DBA:

Total Bid: \$24,103.25

Response Date: 04/16/2019

Response Time: 11:17

SO Doc Code: CRFQ

SO Dept: 0323

SO Doc ID: WWW1900000005

Published Date: 4/9/19

Close Date: 4/23/19

Close Time: 13:30

Status: Closed

Solicitation Description: Installation of Structured cabling
pathways and spaces

Total of Header Attachments: 1

Total of All Attachments: 1



Purchasing Division
 2019 Washington Street East
 Post Office Box 50130
 Charleston, WV 25305-0130

**State of West Virginia
 Solicitation Response**

Proc Folder : 565163

Solicitation Description : Installation of Structured cabling pathways and spaces

Proc Type : Central Purchase Order

Date issued	Solicitation Closes	Solicitation Response	Version
	2019-04-23 13:30:00	SR 0323 ESR04161900000004752	1

VENDOR
000000219123 POMEROY IT SOLUTIONS SALES CO

Solicitation Number: CRFQ 0323 WWW1900000005

Total Bid : \$24,103.25 **Response Date:** 2019-04-16 **Response Time:** 11:17:53

Comments:

FOR INFORMATION CONTACT THE BUYER
 Michelle L Childers
 (304) 558-2063
 michelle.l.childers@wv.gov

Signature on File	FEIN #	DATE
--------------------------	---------------	-------------

All offers subject to all terms and conditions contained in this solicitation

Line	Comm Ln Desc	Qty	Unit Issue	Unit Price	Ln Total Or Contract Amount
1	Installation of Structured cabling of pathways and spaces				\$24,103.25

Comm Code	Manufacturer	Specification	Model #
43223301			

Extended Description : Installation of Structured cabling of pathways and spaces per the specifications attached herein.



Purchasing Division
 2019 Washington Street East
 Post Office Box 50130
 Charleston, WV 25305-0130

State of West Virginia
 Request for Quotation
 09 – Construction

Proc Folder: 565163

Doc Description: Installation of Structured cabling pathways and spaces

Proc Type: Central Purchase Order

Date Issued	Solicitation Closes	Solicitation No	Version
2019-04-09	2019-04-23 13:30:00	CRFQ 0323 WWW1900000005	1

BID RECEIVING LOCATION

BID CLERK
 DEPARTMENT OF ADMINISTRATION
 PURCHASING DIVISION
 2019 WASHINGTON ST E
 CHARLESTON WV 25305
 US


VENDOR

Vendor Name, Address and Telephone Number:

Pomeroy
 135 Corporate Centre Dr., Suite 410
 Scott Depot, WV 25560
 681-245-6025

FOR INFORMATION CONTACT THE BUYER

Michelle L Childers
 (304) 558-2063
 michelle.l.childers@wv.gov

Signature X  FEIN # 61-1352158 DATE 04-16-19

All offers subject to all terms and conditions contained in this solicitation

ADDITIONAL INFORMATION:

Request for Quotation

The West Virginia Purchasing Division is soliciting bids on behalf of Workforce West Virginia (WFWV) to establish a construction contract for the installation of structured cabling pathways and spaces systems. The Vendor shall furnish all materials, labor, and equipment necessary to complete all Construction Services. The Vendor shall furnish any incidental work, materials, labor, and equipment that are necessary to complete the Construction Services, even if such incidental work is not explicitly included in the Project Plans.

INVOICE TO	SHIP TO
FISCAL AND ADMINISTRATIVE MANAGEMENT - 5301 WORKFORCE WEST VIRGINIA 1900 KANAWHA BLVD, EAST BLDG 3, 3RD FLOOR, SUITE 300 CHARLESTON WV25305 US	OFFICE OF ADMIN SUPPORT - 5302 WORKFORCE WEST VIRGINIA 1900 KANAWHA BLVD, EAST BLDG 3, 3RD FLOOR, SUITE 300 CHARLESTON WV 25305 US

Line	Comm Ln Desc	Qty	Unit Issue	Unit Price	Total Price
1	Installation of Structured cabling of pathways and spaces			<i>\$24,103.25</i>	<i>\$24,103.25</i>

Comm Code	Manufacturer	Specification	Model #
43223301			

Extended Description :

Installation of Structured cabling of pathways and spaces per the specifications attached herein.

EXHIBIT A – Pricing Page

Dated: 04-16-19
(Bidder to insert date bid submitted)

SUBMITTED BY: James Stewart
(hereinafter called "Vendor")

SUBMITTED TO:

WorkForce West Virginia (hereinafter called "WFWV")

The Bidder, being familiar with local conditions affecting the cost of the Work and the Contract Documents, including Instructions to Bidders, Bid Form, General Conditions, Drawings, Specifications, and any Addenda or Clarifications issued, hereby propose to furnish all labor, tools, taxes, transportation and expendable equipment necessary for the satisfactory and complete construction of in every detail and ready for operation, all in full accordance with, and in conformity to, the Contract Documents, for the stipulated sums as follows:

TOTAL BID AMOUNT (Show Bid Amount in both words and numbers.)

For the sum of: \$ 24,103.²⁵

Twenty Four Thousand One Hundred Three Dollars. 25/100 —

(Show Bid Amount in both words and numbers.)

(In the event of a difference between the written bid amount and the number bid amount, the written bid amount shall govern.)



WV School ID and Entity Number
 WorkForceWestVirginia
 All Locations
 (Cabling) Wireless/Cabling/Electronics

Customer PO # _____
 Service Request # _____
 Engineer _____
 Total **\$24,103.25**
 Signature _____
 Ref. # _____

Walk Through Performed Date:

NOG: 4
 L/BCOG 0.00

C39 Cabling/Electronics Bill of Materials List

WV Item	Description	Martinsburg	Huntington	Weirton	Ripley	Logan	Fairmont	Morgantown	Welch	Summersville	Wheeling	Elkins	New Martinsville	Parkersburg	Qty	Amount	Ext Price	Specs	Item Note
NCA-400-0120-XXX	Installation of Misc Cabling Equipment. Includes but is not limited to Power Poles, Rack Mount Accessories, Fan Trays Etc	4	1	4	1	1	2	3	2	1	4	1	2	1	27	75.00	\$2,025.00		15 yr Onsite
NCA-400-0135-XXX	Room Penetration. For drilling and sleeving walls that are not considered for Core Drill. Includes drilling, sleeving and fire stop.	4	1			3	3	4	2	1		1	2		21	30.00	\$630.00		15 yr Onsite
NCA-020-0110-XXX	Installation of CAT6 UTP Network Cabling Drops 1-2 to Faceplate	17	4	6	8	9	7	13	6	1	5	2	3	14	95	187.50	\$17,812.50		15 yr Onsite
NCA-060-0130-XXX	24 Port CAT6 UTP Patch Panel. Includes Freight and Installation.	1	1	1	1	1	1	1	1	1	1	1	1	1	13	169.00	\$2,197.00		
NCA-100-0165-XXX	Cable Manager, Interbay, 5 Rings. 3"x4" Rings. 165 Cable Capacity. Includes Freight and Installation.	1	1	1	1	1	1	1	1	1	1	1	1	1	13	65.00	\$845.00		
NCA-130-0105-XXX	5' CAT6 Patch Cable Booted - Any Color	17	4	6	8	9	7	13	6	1	5	2	3	14	95	2.25	\$213.75		
NCA-130-0115-XXX	10' CAT6 Patch Cable Booted - Any Color	17	4	6	8	9	7	13	6	1	5	2	3	14	95	4.00	\$380.00		

Submit **Total \$24,103.25**

Individual Totals	
\$3,947.75	Martinsburg
\$1,114.00	Huntington
\$1,696.50	Weirton
\$1,859.00	Ripley
\$2,142.75	Logan
\$1,830.25	Fairmont
\$3,097.75	Morgantown
\$1,606.50	Welch
\$532.75	Summersville
\$1,502.75	Wheeling
\$726.50	Elkins
\$1,025.25	New Martinsville
\$3,021.50	Parkersburg
24,103.25	Total

Single-Gang and Dual-Gang QuickPort® Wallplates with ID Windows

APPLICATION

Leviton single-gang and dual-gang wallplates accept QuickPort snap-in modules to support multimedia station applications with 1, 2, 3, 4, 6, 8, and 12 ports. Use where port designation windows in a single-gang or dual-gang economical flush-mount housing is desired. Available in five colors: white, light almond, grey, ivory, and black.



SPECIFICATION

The wallplate housing shall be a one-piece, single- or dual-gang flush-mount style that fits standard NEMA openings and accommodates low-voltage box eliminators for a flush mount. It shall provide 1, 2, 3, 4, 6, 8, or 12 ports. It must be able to accept all Leviton QuickPort modules. The wallplate shall feature clear port ID windows. It must be made of high-impact, fire-retardant plastic rated UL 94V-0, and be cULus Listed and compliant with ANSI/TIA-568-C.0 specifications. Colors, port counts, and configurations to be specified per schedule on plan. Wallplate screws shall match wallplate color.

Page 1 of 2

FEATURES

- Includes ID designation windows for each wallplate
- Color-matched wallplate screws
- Fits within minimum rectangular NEMA openings and accommodates low-voltage box eliminators for a flush mount
- Compatible with all individual QuickPort modules
- Individual port configurability allows specification flexibility
- Narrow module width allows high port density in a small area

DESIGN CONSIDERATIONS

- Single-gang fits standard NEMA single-gang back boxes; dual-gang fits both single- and dual-gang standard NEMA back boxes
- Put blanks (41084-B*B) in unused ports for future expansion
- Specify port identification method (colored modules, designation labels, and custom silk-screening available/to identify ports, use different colored connectors for each application or Leviton pre-printed Port Designation Labels (41080-LEB)
- The higher port versions (4, 6, 8, and 12 ports) may be used for MUTOA (multi-user telecommunications outlet assembly) applications

STANDARDS COMPLIANCE

- cULus Listed (UL 1863 & CAN/CSA-C22.2 No. 182.4)
- ANSI/TIA-568-C.0

PHYSICAL SPECIFICATIONS

Dimensions: See page two
 Materials: High-impact, fire-retardant plastic rated UL 94V-0
 Capacity: Single-gang: Available in 1, 2, 3, 4, or 6 ports
 Dual-gang: Available in 1, 2, 3, 4, 6, 8, or 12 ports

COUNTRY OF ORIGIN

USA


WARRANTY INFORMATION

For a copy of Leviton product warranties, visit www.leviton.com/warranty.

ELECTRONIC FILES

For CAD files, typical specs, or technical drawings (.DXF, .DWG), visit www.leviton.com.

Leviton Network Solutions 2222 - 222nd St. SE Bothell, WA 98021-4416 tel 1-800-824-3005 tel +1-425-486-2222 appeng@leviton.com www.leviton.com	Asia / Pacific T +1.631.812.6228 E infoasean@leviton.com	Canada T +1.514.954.1840 E pcservice@leviton.com	Caribbean T +1.954.593.1896 E infocaribbean@leviton.com	China T +852.2774.9876 E infochina@leviton.com	Colombia T +57.1.743.6045 E infocolombia@leviton.com
	Europe T +33.6.8869.1380 E infoeurope@leviton.com	India / SAARC T +971.4.886.4722 E infoindia@leviton.com	Mexico T +52.55.5082.1040 E Isamarketing@leviton.com	Middle East & Africa T +971.4.886.4722 E lmeinfo@leviton.com	South Korea T +82.2.3273.9963 E infokorea@leviton.com



SINGLE-GANG QUICKPORT® WALLPLATES WITH ID WINDOWS

Description	White	Lt. Almond	Ivory	Grey	Black
6-Port Wallplate	42080-6WS	42080-6TS	42080-6IS	42080-6GS	42080-6ES
4-Port Wallplate	42080-4WS	42080-4TS	42080-4IS	42080-4GS	42080-4ES
3-Port Wallplate	42080-3WS	42080-3TS	42080-3IS	42080-3GS	42080-3ES
2-Port Wallplate	42080-2WS	42080-2TS	42080-2IS	42080-2GS	42080-2ES
1-Port Wallplate*	42080-1WS	42080-1TS	42080-1IS	42080-1GS	42080-1ES

DUAL-GANG QUICKPORT WALLPLATES WITH ID WINDOWS

Description	White	Lt. Almond	Ivory	Grey	Black
12-Port Wallplate	42080-12W	42080-12T	42080-12I	42080-12G	42080-12E
8-Port Wallplate	42080-8WP	42080-8TP	42080-8IP	42080-8GP	42080-8EP
6-Port Wallplate	42080-6WP	42080-6TP	42080-6IP	42080-6GP	42080-6EP
4-Port Wallplate	42080-4WP	42080-4TP	42080-4IP	42080-4GP	42080-4EP
3-Port Wallplate	42080-3WP	42080-3TP	42080-3IP	42080-3GP	42080-3EP
2-Port Wallplate†	42080-2WP	42080-2TP	42080-2IP	42080-2GP	42080-2EP
1-Port Wallplate†	42080-1WP	42080-1TP	42080-1IP	42080-1GP	42080-1EP

Wallplates are sold empty.

* = Single-gang 1-port wallplates only have one ID window on top.

† = Dual-gang 1- and 2-port wallplates only have two ID windows on top.



Leviton Network Solutions
2222 - 222nd St. SE
Bothell, WA 98021-4416

Asia / Pacific
T +1.631.812.6228
E infoasean@leviton.com

Canada
T +1.514.954.1840
E pcservice@leviton.com

Caribbean
T +1.954.593.1896
E infocaribbean@leviton.com

China
T +852.2774.9876
E infochina@leviton.com

Colombia
T +57.1.743.6045
E infocolombia@leviton.com

tel 1-800-824-3005
tel +1-425-486-2222
appeng@leviton.com
www.leviton.com

Europe
T +33.6.8869.1380
E infoeurope@leviton.com

India / SAARC
T +971.4.886.4722
E infoindia@leviton.com

Mexico
T +52.55.5082.1040
E Isamarketing@leviton.com

Middle East & Africa
T +971.4.886.4722
E lmeinfo@leviton.com

South Korea
T +82.2.3273.9963
E infokorea@leviton.com

LANmark-1000 Enhanced Category 6 Plenum Rated

Contact

Copper LAN Product Inquiry
Phone: 717-354-6200
berktek.support@nexans.com

LANmark-1000 has been improved to offer best-in-class electrical performance. Berk-Tek's engineers completely redesigned LANmark-1000 so that all crosstalk parameters could be improved by five dB. As a result, the Power Sum Attenuation to Crosstalk ratio (PSACR) is nearly 3 times better (at 250 MHz) allowing for much greater signal strength and less vulnerability to noise interference.

DESCRIPTION

Berk-Tek LANmark-1000, Performance Guaranteed

Before any cable can display the Berk-Tek LANmark-1000 legend, it must pass factory tests with a minimum of 5dB of crosstalk margin beyond the CAT 6 standard for NEXT, PSNEXT, ACR and PSACR. If the margin is missing, so is the legend. That is our guarantee to you.

Your business demands continuous performance from your IT network, so our specifications aren't simply numbers on the page. They define the way that we do business. This means that you are guaranteed industry-leading performance and quality for all Berk-Tek products.

Some other manufacturers talk about "typical" values, at Berk-Tek, we hold ourselves to a higher standard. We won't talk about typicals, we talk about what is true, guaranteed, and independently verified.

Based on Berk-Tek's advanced testing, LANmark-1000 has a Converged Application Score (CA Score) of 7.3 and is a good choice for high bandwidth applications and to support a network with more devices using PoE. For more information on CA Score, please click [here](#).

Perform Beyond Expectations... Choose Berk-Tek

Construction

23 AWG bare copper wire insulated with FEP and FRPP. Two insulated conductors twisted together to form a pair and four such pairs laid up with crossfiller to form the basic unit, jacketed with flame-retardant PVC.

Flame Rating

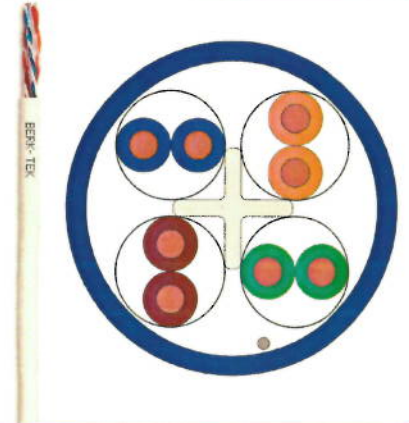
Plenum - NFPA 262, CMP, UL Listed

Features

- Full Power Sum Performance
- Documented balance characteristics (LCL, LCTL)
- ETL verified to ANSI/TIA-568.2-D
- RoHS Compliant

Benefits

- Optimal support for Gigabit Ethernet with headroom
- Power sum characterization gives highest performance using existing applications
- Provides additional bandwidth required for future applications
- Addition of balance requirements improves overall cable performance and reduces cable emissions which results in reduced transmission errors
- Characterized to 550 MHz, 300 MHz greater than the standard



CA Score Process
Verified

STANDARDS

International ISO/IEC 11801

National ANSI/TIA 568.2-D;
UL 444

LANmark-1000 Enhanced Category 6 Plenum Rated

Contact
Copper LAN Product Inquiry
Phone: 717-354-6200
berktek.support@nexans.com

CHARACTERISTICS

Construction characteristics

Type of cable UTP

Dimensional characteristics

Number of pairs 4

Usage characteristics

Field of application Indoor

Category Cat. 6

Fire safety CMP - Plenum Rated

Recommended installation temperature range 0 .. 50 °C

Recommended operating temperature range -20 .. 75 °C

PRODUCT LIST

Part Number	Description	Colour	Length per reel [ft]	Packaging
📦 11091087	LANmark-1000 Plenum	Dark grey	1000.0	Box
📦 10032089	LANmark-1000 Plenum	Yellow	1000.0	Reel
📦 10032090	LANmark-1000 Plenum	Yellow	1000.0	Box
📦 10032091	LANmark-1000 Plenum	White	1000.0	Reel
📦 10032092	LANmark-1000 Plenum	White	1000.0	Box
📦 10032093	LANmark-1000 Plenum	Blue	1000.0	Reel
📦 10032094	LANmark-1000 Plenum	Blue	1000.0	Box
☎ 10032095	LANmark-1000 Plenum	Red	1000.0	Reel
📦 10032096	LANmark-1000 Plenum	Green	1000.0	Reel
📦 10032097	LANmark-1000 Plenum	Green	1000.0	Box
☎ 10032108	LANmark-1000 Plenum	Black	1000.0	Reel
📦 10032120	LANmark-1000 Plenum	Pink	1000.0	Reel
☎ 10033809	LANmark-1000 Plenum	Violet	1000.0	Box
☎ 10033811	LANmark-1000 Plenum	Pink	1000.0	Box
☎ 10033897	LANmark-1000 Plenum	Orange	1000.0	Reel
☎ 10033996	LANmark-1000 Plenum	Red	1000.0	Box
☎ 10033997	LANmark-1000 Plenum	Orange	1000.0	Box
☎ 10034197	LANmark-1000 Plenum	Violet	1000.0	Reel
☎ 10035304	LANmark-1000 Plenum	Black	1000.0	Box
☎ 10043530	LANmark-1000 Plenum	Brown	1000.0	Box
📦 10065427	LANmark-1000 Plenum	Yellow	1000.0	Reel in a box
📦 10065423	LANmark-1000 Plenum	Blue	1000.0	Reel in a box
📦 10065424	LANmark-1000 Plenum	White	1000.0	Reel in a box
📦 11098532	LANmark-1000 Plenum	Dark grey	1000.0	Reel in a box
📦 10065428	LANmark-1000 Plenum	Green	1000.0	Reel in a box
☎ 10066098	LANmark-1000 Plenum	Orange	1000.0	Reel in a box
☎ 10066099	LANmark-1000 Plenum	Black	1000.0	Reel in a box

☎ = Make to order, 📦 = In stock

All drawings, designs, specifications, plans and particulars of weights, size and dimensions contained in the technical or commercial documentation of Nexans is indicative only and shall not be binding on Nexans or be treated as constituting a representation on the part of Nexans.

Version v.EPQ102018 Generated 4/15/19 www.nexans.us Page 2 / 6



LANmark-1000 Enhanced Category 6 Plenum Rated

Contact

Copper LAN Product Inquiry
Phone: 717-354-6200
berktek.support@nexans.com

Part Number	Description	Colour	Length per reel [ft]	Packaging
☎ 10081066	LANmark-1000 Plenum	Red	1000.0	Reel in a box
☎ 10083461	LANmark-1000 Plenum	Violet	1000.0	Reel in a box
☎ 10120387	LANmark-1000 Plenum	Pink	1000.0	Reel in a box
📦 11098533	LANmark-1000 Plenum	Dark grey	1000.0	Reel
☎ 10074896	LANmark-1000 Plenum 1500 ft. smartPAK	Red	1500.0	Box
📦 11074694	LANmark-1000 Plenum 1500 ft. smartPAK	Blue	1500.0	Box
📦 11074738	LANmark-1000 Plenum 1500 ft. smartPAK	White	1500.0	Box
📦 11097255	LANmark-1000 Plenum 1500 ft. smartPAK	Dark grey	1500.0	Box
📦 11074894	LANmark-1000 Plenum 1500 ft. smartPAK	Yellow	1500.0	Box
📦 11074895	LANmark-1000 Plenum 1500 ft. smartPAK	Green	1500.0	Box
☎ 11074899	LANmark-1000 Plenum 1500 ft. smartPAK	Black	1500.0	Box
☎ 11074900	LANmark-1000 Plenum 1500 ft. smartPAK	Violet	1500.0	Box
☎ 11074901	LANmark-1000 Plenum 1500 ft. smartPAK	Orange	1500.0	Box

☎ = Make to order, 📦 = In stock

LANmark-1000 Enhanced Category 6 Plenum Rated

Contact
Copper LAN Product Inquiry
Phone: 717-354-6200
berktek.support@nexans.com

LANMARK-1000 PLENUM - TECHNICAL INFORMATION

Electrical Characteristics

FQ = Frequency (MHz) / TIA = TIA Spec / PG = Product Guarantee

FQ	RL (dB)		NEXT (dB)		PSNEXT (dB)		ACRF (dB)		LCL/TCL
	TIA / PG	TIA / PG	TIA / PG	TIA / PG	TIA / PG	TIA / PG	TIA / PG	PG	
1	20.00 / 20.00	74.30 / 79.30	72.30 / 77.30	67.80 / 72.80	50.00				
4	23.00 / 23.60	65.30 / 70.30	63.30 / 68.30	55.80 / 60.70	44.00				
10	25.00 / 26.00	59.30 / 64.30	57.30 / 62.30	47.80 / 52.80	40.00				
16	25.00 / 26.00	56.20 / 61.30	54.20 / 59.30	43.70 / 48.70	38.00				
20	25.00 / 26.00	54.80 / 59.80	41.80 / 57.80	41.80 / 46.80	37.00				
31.25	23.60 / 25.00	51.90 / 56.90	49.90 / 54.90	37.90 / 42.90	35.10				
62.5	21.50 / 23.50	47.40 / 52.40	45.40 / 50.40	31.90 / 36.80	32.00				
100	20.10 / 22.50	44.30 / 49.30	42.30 / 47.30	27.80 / 32.80	30.00				
150	18.90 / 21.60	41.70 / 46.70	39.70 / 44.70	24.30 / 29.30	28.20				
200	18.00 / 21.00	39.80 / 44.80	37.80 / 42.80	21.80 / 26.70	27.00				
250	17.30 / 20.50	38.30 / 43.30	36.30 / 41.30	19.80 / 24.80	26.00				
300	— / 20.10	— / 42.10	— / 40.10	— / 23.30	25.20				
350	— / 19.80	— / 41.20	— / 39.20	— / 21.90	24.60				
400	— / 19.50*	— / 40.30*	— / 38.30*	— / 20.70*	24.00*				
450	— / 19.20*	— / 39.50*	— / 37.50*	— / 19.70*	23.50*				
500	— / 19.00*	— / 38.80*	— / 36.80*	— / 18.80*	23.00*				

FQ	IL (dB/100 m)		ACR (dB/100 m)		PSACR (dB/100 m)		PSACRF (dB/100 m)		EL TCTL
	TIA / PG	TIA / PG	TIA / PG	TIA / PG	TIA / PG	TIA / PG	TIA / PG	PG	
1	2.00 / 2.00	72.20 / 77.30	70.30 / 75.30	64.80 / 69.80	35.00				
4	3.80 / 3.80	61.50 / 66.60	59.50 / 64.50	52.80 / 57.70	23.00				
10	6.00 / 5.90	53.40 / 58.40	51.30 / 56.40	44.80 / 49.80	15.00				
16	7.60 / 7.50	48.80 / 53.80	46.70 / 51.70	40.70 / 45.70	10.90				
20	8.50 / 8.40	46.40 / 51.40	44.30 / 49.40	38.80 / 43.80	9.00				
31.25	10.70 / 10.60	41.40 / 46.40	39.20 / 44.30	37.90 / 39.90	—				
62.50	15.40 / 15.30	32.40 / 37.10	30.00 / 35.10	28.90 / 33.80	—				
100	19.80 / 19.70	25.20 / 29.70	22.50 / 27.60	24.80 / 29.80	—				
150	24.70 / 24.50	16.90 / 22.20	14.90 / 20.20	21.30 / 26.30	—				
200	29.00 / 28.80	10.80 / 16.00	8.80 / 14.00	18.80 / 23.70	—				
250	32.80 / 32.60	7.30 / 10.80	3.50 / 8.70	16.80 / 21.80	—				
300	— / 36.20	— / 6.00	— / 4.00	— / 20.30	—				
350	— / 39.50	— / 1.70	— / —	13.90 / 18.90	—				
400	— / 42.70*	— / —	— / —	12.80 / 17.70*	—				
450	— / 45.70*	— / —	— / —	— / 16.70*	—				
500	— / 48.60*	— / —	— / —	10.80 / 15.80*	—				

*Values provided for reference only

Parametric Measurements

Description

Mutual Capacitance	5.1 nF Ohms/100m max.
DC Resistance	9.38 Ohms/100m max.
Skew	45 ns/100m max.
Pair-to-Ground Unbalance	330 pF/100m max.
Velocity of Propagation	68% nom.
DC Resistance Unbalance	5% max.

Color Code

Pair-1	White/Blue	Blue
--------	------------	------

All drawings, designs, specifications, plans and particulars of weights, size and dimensions contained in the technical or commercial documentation of Nexans is indicative only and shall not be binding on Nexans or be treated as constituting a representation on the part of Nexans.

Version v.EPQ102018 Generated 4/15/19 www.nexans.us Page 4 / 6



LANmark-1000 Enhanced Category 6 Plenum Rated

Contact
Copper LAN Product Inquiry
Phone: 717-354-6200
berktek.support@nexans.com

Pair-2	White/Orange	Orange
Pair-3	White/Green	Green
Pair-4	White/Brown	Brown

Supported Category 6 Applications

Standard	Application	Speed
IEEE 802.3	1000BASE-T	1 Gb/s
ATM	155 Mb/s	155 Mb/s
CDDI		100 Mb/s
IEEE 802.3	100BASE-T	10 Mb/s
IEEE 802.3 af	PoE	1 GB/s
IEEE 802.3 at	PoE+, Type 1 & 2	1 Gb/s
IEEE 802.3 bt	PoE++, Type 3 & 4, draft	10 Gb/s

Technical Data - Physical

Conductor		23 AWG Bare Copper
Conductor Diameter - in. (mm)	0.022	(0.56)
Insulated Conductor Diameter - in. (mm)	0.040	(1.02)
Cable Diameter - in. (mm)	0.225	(5.72)
Nom. Cable Weight - lb./kft (kg/kft)	30	(13.61)
Max. Installation Tension - lb. (N)	25	(110)
Min. Bend Radius - in. (mm)	1.00	(25.40)

LANMARK-1000 CONVERGED APPLICATION SCORE

A cable's Converged Application Score (CA Score) is an indicator of how well IP traffic is protected and how much heat rise there is when the cable undergoes PoE testing. The score is represented by a numeric value between 1 and 10, with 1 being the lowest and 10 being the highest. In reality, a score of 1 is unattainable because it would represent no connection, as is a score of 10 because it would mean zero heat rise with high power PoE. CA Scores range between 2 and 9.

LANmark-1000

CA Score	Score	> 3.6	3.6 - 5.5	5.6 - 6.5	6.6 - 7.5	7.6 - 8.5	8.6 +
	Performance	Unacceptable	Poor	Limited	Good	Better	Best
Heat Rise	Severe	Significant	Moderate	Moderate	Moderate	Low	

What does the CA Score tell you? A performance rating of "Poor" (less than 3.6) means that there were consistent noticeable flaws (dropped frames, media loss, etc) in the applications tested. As you move towards higher performance scores, you would notice fewer and fewer flaws, until you reach a score of 9, which is almost flawless. PoE testing is also an important factor; cables that experienced less temperature rise achieve higher CA Scores.

LANMARK-1000 UTP PLENUM JACKET LEGEND

BERK-TEK LANMARK-1000 23 AWG CMP 75C (UL)US ETL VERIFIED TIA-568.2-D CAT 6 [ANY APPLICABLE PATENTS] [DATECODE] [SEQ#] FT

LANmark-1000 Enhanced Category 6 Plenum Rated

Contact

Copper LAN Product Inquiry
Phone: 717-354-6200
berktek.support@nexans.com

SELLING INFORMATION

PLEASE NOTE: In the interest of product improvement, Berk-Tek, a Nexans company may make improvements or changes in the products, the programs or services described at any time without notice. Additionally, the information contained herein may include typographical errors or technical inaccuracies. Changes will be periodically made to address any such issues.

SYSTEM DATA SHEET

CX6150 | CAT 6 ENHANCED+ UTP SYSTEM

Enhanced+ Cat 6 performance featuring LANmark™-1000 cable and eXtreme® Cat 6 component-rated connectivity

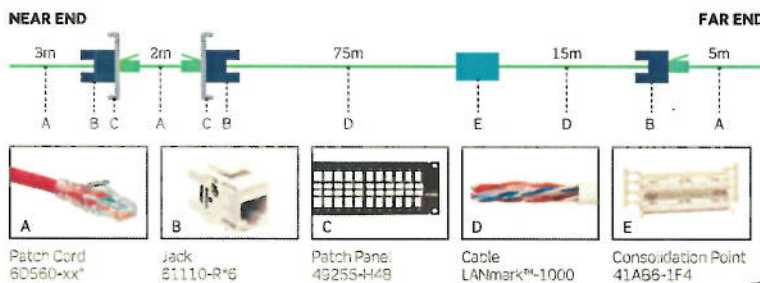
- Exceeds ANSI/TIA-568.2-D Cat 6 and ISO/IEC 11801-1 Class E requirements for channel, link, and component performance to support IEEE 1000BASE-T networks
- Ideal for military applications and projects funded by the American Recovery and Reinvestment Act (ARRA)^
- Limited lifetime warranty available when projects are installed by Leviton or Berk-Tek certified contractors
- Error-free performance up to 1 Gigabit Ethernet with full duplex transmission
- Provides additional performance margin to reliably support Gigabit Ethernet in high-noise environments
- Third-party verified by Intertek Testing Services (ETL)
- Provides bandwidth required for multimedia, broadband video, analog video, and other future applications
- Guaranteed cable balance improves overall performance and reduces emissions which results in reduced transmission errors

GUARANTEED* SYSTEM PERFORMANCE

CX6150 CAT 6 ENHANCED+ UTP SYSTEM CHANNEL MARGIN GUARANTEES*							
Insertion Loss	NEXT	PSNEXT	ACR-F (ELFEXT)	PSACR-F (PSELFEXT)	Return Loss	ACR-N	PSACR-N
5%	5 dB	6 dB	8 dB	9 dB	3 dB	8 dB	9 dB

*Values represent guaranteed margins to ANSI/TIA-568.2-D standard at 20°C ambient temperature. All parameters comply with ANSI/TIA-568.2-D Cat 6 and ISO/IEC 11801-1 Class E requirements across the entire frequency range. All values represent worst-case margins for 9- to 100-meter channel configurations. System performance margin guarantees are representative of the specific components and topologies as listed on the CX6150 solution data sheet and third-party test report. Contact your Berk-Tek Leviton Technologies technical representative for more information on alternative components and channel configurations. Details at berkteklevitontechnologies.com.

Guaranteed System Performance applies exclusively when the system is installed and tested by Leviton Network Solutions Certified Contractors, or Berk-Tek Certified OASIS Integrators. Guaranteed margin values apply at the time of installation.



*See Leviton website for product specific ARRA eligibility details



RECOMMENDED FOR

Applications requiring optimal support for 1000BASE-T Ethernet with headroom

Network applications in data center, financial, health care, government, transportation, and education environments

Networks with high bandwidth utilization requirements

Federal, state, and municipal projects funded by ARRA^

PoE standards: IEEE 802.3af, 802.3at, 802.3bt, Cisco UPoE, and Power over HDBaseT™ (PoH) up to 100 watts

Any IP-based system requiring UTP cabling

Analog security applications using UTP cable

AV systems for high-end conference rooms and classrooms

6

CAT 6 ENHANCED+



LEVITON JACKS

EXTREME® CAT 6 COMPONENT-RATED QUICKPORT® JACKS

- Exceed requirements for Category 6 described in ANSI/TIA-568.2-D and Class E requirements described in ISO/IEC 11801-1
- Patented Retention Force Technology™ protects against time damage and maintains contact force between plug and jack, preventing arcing from intermittent disconnects in PoE applications
- Circuit board technology for exceptional high-frequency operation
- Gas-tight insulation displacement contacts provide excellent conductor retention and resistance to surface-contact oxidation for life of the system
- Pair Separation Tower design facilitates separation of conductors and minimizes untwisting
- Patented dual-layer wiring label simplifies punchdown and reduces rework
- 90 or 180 degree bi-directional entry eases cable bend radius in back boxes
- Supports Power over Ethernet (PoE) —see individual product specifications sheets for full capabilities
- Proudly manufactured in the U.S.



LEVITON PATCH PANELS

CAT 6 110-STYLE AND QUICKPORT PATCH PANELS

- Exceed requirements for Category 6 described in ANSI/TIA-568.2-D and Class E requirements described in ISO/IEC 11801-1
- 110-Style available in flat and angled configurations
- QuickPort available in flat, angled, recessed, recessed angled, and Zero-U configurations
- Gas-tight insulation displacement contacts provide excellent conductor retention and resistance to surface-contact oxidation for life of the system
- 110-Style patch panels include color codes for T568A/B wiring schemes
- Magnifying lens on select models ensures visibility of port labels



LEVITON PATCH CORDS

ATLAS-X1™ CAT 6 SLIMLINE BOOT PATCH CORDS

- Tested and verified for TIA Category 6 component requirements
- 24-gauge stranded for maximum flexibility
- Nominal outer diameter of .224" to reduce cable pathways in racks and cabinets
- Slimline boot supports high-density patching and extraction with extended-reach latch release
- Made-to-order custom lengths are quickly available for top-of-rack, end-of-row, or general network patching
- Country of Origin is U.S., manufactured using Berk-Tek cable



BERK-TEK CABLE

LANMARK™ - 1000 ENHANCED+ CAT 6 CABLE

- Optimal support for Gigabit Ethernet with headroom
- Provides additional bandwidth for future applications
- ETL verified to exceed ANSI/TIA-568.2-D Category 6 standard
- Independently verified headroom guarantees ensure consistent performance
- 1,500 ft. smartPAK packaging option reduces waste and increases installation efficiency
- Power sum characterization gives highest performance using existing applications
- Characterized to 550 MHz, 300 MHz greater than the standard
- Outer diameter 0.230" (5.8mm), CMP
- UL/ETL Listed
- 23 gauge
- Proudly manufactured in the U.S.

PART NUMBERS - Common part numbers shown. Many additional colors, lengths, and other options available online.

LEVITON JACKS				
eXtreme Cat 6 Component-Rated QuickPort Jack				61110-R*E
LEVITON PATCH PANELS				
Cat 6 Flat 110-Style Patch Panel	1RU 24-PORT	1RU 48-PORT	2RU 48-PORT	2RU 72-PORT
Cat 6 Flat 110-Style Patch Panel	69586-U24		69586-U48	
Cat 6 Angled 110-Style Patch Panel	69587-U24		69587-U48	
Flat QuickPort Patch Panel+	49255-H24	49255-U48	49255-H48	49255-U72
Angled QuickPort Patch Panel+	49256-H24	49256-D48	49256-H48	49256-D72
LEVITON 110-STYLE WALL-MOUNT WIRING BLOCK KIT				
Cat 6 110-Style Wiring Block Kit, includes 96-pair block with legs, labels, and 24 C-4 clips*				96-PAIR 41AB6-1*4
LEVITON PATCH CORDS				
Atlas-X1 Cat 6 SlimLine Boot UTP Patch Cord, U.S. made				62580-xx'
BERK-TEK CABLE				
	PLENUM 1500' SMARTPAK	PLENUM 1000' TEKPAK	RISER 1500' SMARTPAK	RISER 1000' TEKPAK
LANmark-1000 Enhanced+ Cat 6 Cable, blue	11074694	10032094	11074701	11032455
LANmark-1000 Enhanced+ Cat 6 Cable, white	11074738	10032092	11074740	11032459
LANmark-1000 Enhanced+ Cat 6 Cable, gray	11074739	10032026	11074741	11032452

* = Color: White (W), Lt. Almond (T), Ivory (I), Yellow (Y), Orange (O), Crimson (C), Dark Red (R), Purple (P), Blue (L), Green (V), Gray (G), Black (E), Brown (B)

+ = Sold empty load with 61110 jacks

xx = Length: 3 (03), 5 (05), 7 (07), 10 (10), 15 (15), 20 (20), feet


* = For consolidation point (legs are non-removable and not sold separately)

* = Color: White (W), Yellow (Y), Blue (L), Black (E), Red (R), Green (G), Gray (S)

eXtreme® Cat 6 Component-Rated UTP QuickPort® Jack

APPLICATION

The eXtreme Cat 6 jack is designed to be used with all QuickPort compatible products. The jack includes patented Retention Force Technology™ which promotes consistent performance over the life of the system. It features unique pair separation towers allowing for quicker and easier terminations. The jack is built on a 180-degree configuration with the punch field in the back, allowing for rear termination.



SPECIFICATION

The jack shall meet or exceed the requirements for channel- and component-level performance as described in ANSI/TIA-568.2-D Category 6 standards, as well as the Class E requirements described in ISO/IEC 11801-1. The connector shall be individual snap-in style. The jack shall also be in compliance with all National Electrical Codes; compliant with ANSI/TIA-1096-A; UL listed; and independently verified. In addition to Category 6 compliance, the jack shall have the ability to support high-megabit and shared-sheath applications. All plastics used in construction of the jack bodies shall be fire retardant with a UL flammability rating of 94V-0. Termination of all jacks shall be 110-type insulation displacement connectors (IDC). The jack shall provide a ledge directly adjacent to the 110-style termination against which the wires can be terminated and cut in one action by the installation craftsperson. Jack wiring is universal and will accommodate installation color codes for T568A and T568B wiring schemes. The termination field shall be in the rear for easy access. The jack shall fit in a variety of telecommunications wallplates, outlets, and field-configurable patch panels and patch blocks.

COUNTRY OF ORIGIN

USA

FEATURES

- Terminates 26-22 gauge solid conductors
- Capable of multiple re-terminations
- Gas-tight IDC jacks prevent corrosion
- Dual-layer T568B/T568A wiring label simplifies punchdown
- Patented Retention Force Technology protects tines from damage and increases system longevity
- Pair Separation Tower design facilitates separation of conductors and minimizes untwisting
- 180-degree configuration allows for rear termination
- Available in 13 ANSI/TIA-606-C compatible colors for color coding or organization
- Available individually, in bulk packages of 25, and in bulk packages of 150 with a JackRapid™ Punchdown Tool

DESIGN CONSIDERATIONS

- Use in any QuickPort housing to support eXtreme Cat 6 UTP connectivity in surface-mount, flush-mount, or modular furniture outlets and field-configurable panels
- Can be used in conjunction with other QuickPort snap-in modules for voice/data and video applications over UTP, coax, and fiber

STANDARDS COMPLIANCE

- ANSI/TIA-568.2-D (Cat 6)
- ISO/IEC 11801-1 (Class E)
- ANSI/TIA-1096-A (formerly FCC Part 68)
- cULus Listed
- PoE standards: IEEE 802.3af, 802.3at, 802.3bt, Cisco UPoE, and Power over HDBaseT™ (PoH) up to 100 watts

PHYSICAL SPECIFICATIONS

Dimensions: See page two

Materials: **Connector Body:** High-impact, fire-retardant plastic rated UL 94V-0.

Spring-Wire Contacts: High-quality copper-based alloy, plated with 50 micro-inches of gold over 100 micro-inches of nickel for lowest contact resistance, maximum life.

Environmental

Conditions: **Storage Temperature:** -40 °C to +70 °C
Operating Temperature: -10 °C to +60 °C

WARRANTY INFORMATION

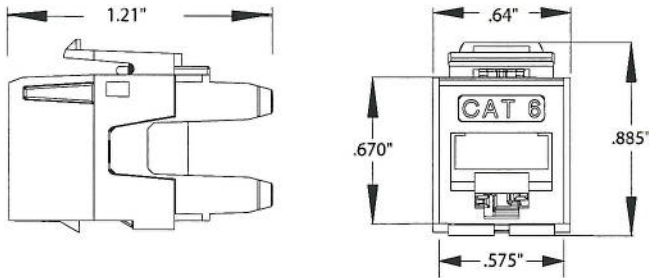
Limited product and limited extended warranties are rendered VOID if the installed structured cabling system is used for Power over Ethernet applications that exceed the product's specified power rating.

For a copy of Leviton product warranties, visit www.leviton.com/warranty.

ELECTRONIC FILES

For CAD files, typical specs, or technical drawings (.DXF, .DWG), visit www.leviton.com.

61110-xx6



PART NUMBERS

Description	Jack	QuickPack® 25/Bag	150/Bag with JackRapid™ Tool
eXtreme® Cat 6 Component-Rated UTP QuickPort® Jack, white	61110-RW6	61110-BW6	61110-JW6
eXtreme Cat 6 Component-Rated UTP QuickPort Jack, ivory	61110-RI6	61110-BI6	61110-JI6
eXtreme Cat 6 Component-Rated UTP QuickPort Jack, orange	61110-RO6	61110-BO6	61110-JO6
eXtreme Cat 6 Component-Rated UTP QuickPort Jack, blue	61110-RL6	61110-BL6	61110-JL6
eXtreme Cat 6 Component-Rated UTP QuickPort Jack, black	61110-RE6	61110-BE6	61110-JE6
eXtreme Cat 6 Component-Rated UTP QuickPort Jack, light almond	61110-RT6	61110-BT6	61110-JT6
eXtreme Cat 6 Component-Rated UTP QuickPort Jack, grey	61110-RG6	61110-BG6	61110-JG6
eXtreme Cat 6 Component-Rated UTP QuickPort Jack, crimson red	61110-RC6	61110-BC6	61110-JC6
eXtreme Cat 6 Component-Rated UTP QuickPort Jack, yellow	61110-RY6	61110-BY6	61110-JY6
eXtreme Cat 6 Component-Rated UTP QuickPort Jack, green	61110-RV6	61110-BV6	61110-JV6
eXtreme Cat 6 Component-Rated UTP QuickPort Jack, purple	61110-RP6	61110-BP6	61110-JP6
eXtreme Cat 6 Component-Rated UTP QuickPort Jack, brown	61110-RB6	61110-BB6	61110-JB6
eXtreme Cat 6 Component-Rated UTP QuickPort Jack, dark red	61110-RR6	61110-BR6	61110-JR6



Leviton Network Solutions 2222 - 222nd St. SE Bothell, WA 98021-4416 tel 1-800-824-3005 tel +1-425-486-2222 appeng@leviton.com www.leviton.com	Asia / Pacific T +1.631.812.6228 E infoasean@leviton.com	Canada T +1.514.954.1840 E pcservice@leviton.com	Caribbean T +1.954.593.1896 E infocaribbean@leviton.com	China T +852.2774.9876 E infochina@leviton.com	Colombia T +57.1.743.6045 E infocolombia@leviton.com
	Europe T +44.0.1592.772124 E customerserviceeu@leviton.com	Mexico T +52.55.5082.1040 E Isamarketing@leviton.com	Middle East & Africa T +971.4.247.9800 E lmeinfo@leviton.com	South Korea T +82.2.3273.9963 E infokorea@leviton.com	


Flat QuickPort® Patch Panels

APPLICATION


QuickPort Patch Panels are compatible with all QuickPort modular connectors to maximize versatility with a variety of media applications and enable easy upgrades. The panel fits all industry-standard 19-inch racks and cabinets.



49255-H24



49255-H48



49255-D72



49255-L24



49255-L48

DESIGN CONSIDERATIONS

- Mounts on 19-inch equipment racks
- Accepts all QuickPort-style Connectors
- Includes port numbers
- 49255-H24 and 49255-H48 include write-on blocks
- Rear cable management bar included
- Magnifying lens ensures visibility of port labels (49255-L24, 49255-L48)

STANDARDS COMPLIANCE

ANSI/TIA-568
 cULus Listed

PHYSICAL SPECIFICATIONS

Capacity: 24-, 48-, and 72-port
 Materials: 16-gauge steel; black painted finish
 Dimensions: See page two
 Mounting: 19-inch rack mount
 Color: Black

COUNTRY OF ORIGIN

H24, H48 Taiwan
 D72, L48 USA
 L24 Mexico

WARRANTY INFORMATION

For a copy of Leviton product warranties, visit www.leviton.com/warranty.

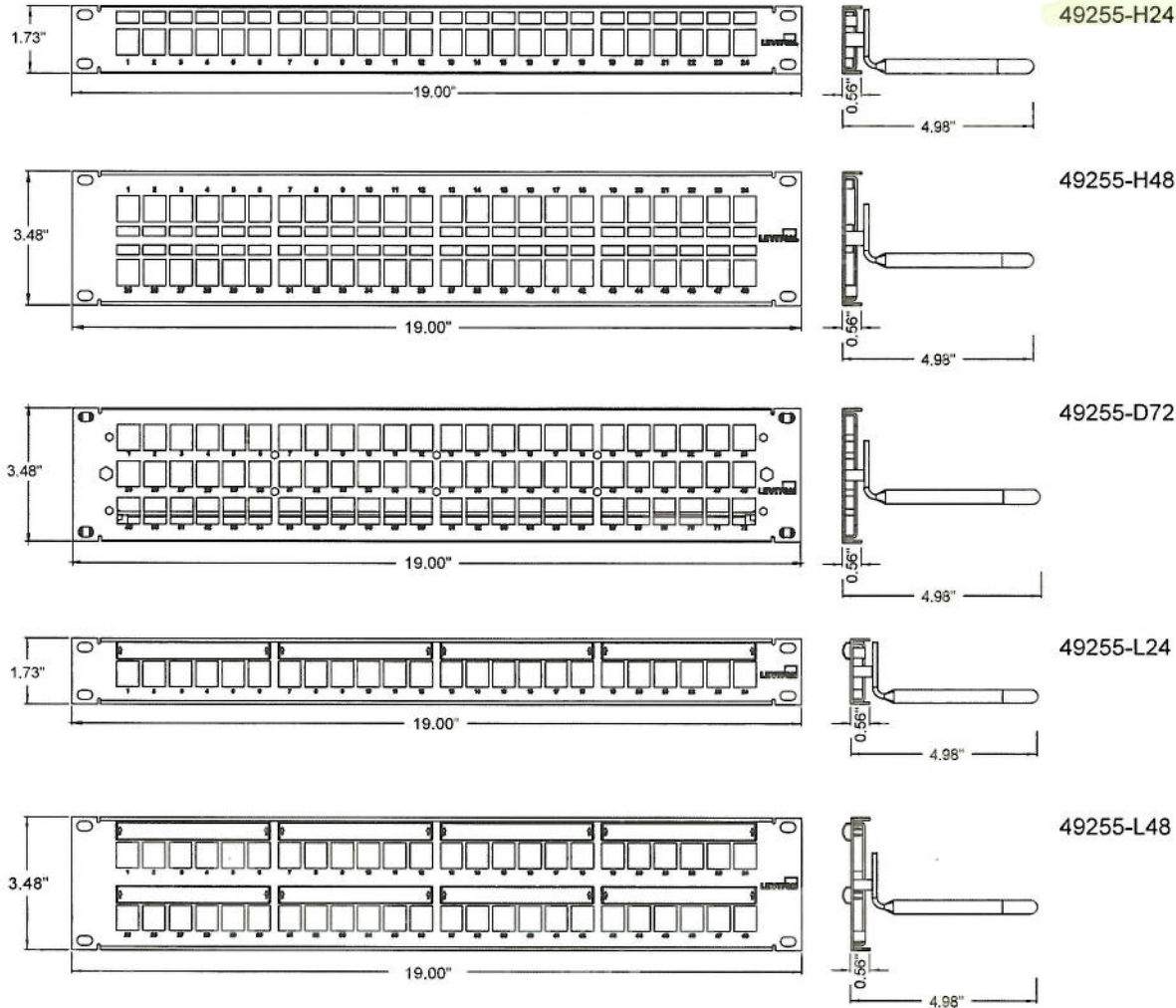
SPECIFICATION

Patch panels shall be made of 16-gauge steel, and shall have a black painted finish with numbers below each port. The panel shall be offered in 24-, 48-, and 72-port configurations. The panel shall have the ability to allow for single port replacement of inoperative ports. Panels with label holders shall magnify the label printing.

Leviton Network Solutions 2222 - 222nd St. SE Bothell, WA 98021-4416 tel 1-800-824-3005 tel +1-425-486-2222 appeng@leviton.com www.leviton.com	Asia / Pacific T +1.631.812.6228 E infoasean@leviton.com	Canada T +1.514.954.1840 E pcbservice@leviton.com	Caribbean T +1.954.593.1896 E infocaribbean@leviton.com	China T +852.2774.9876 E infochina@leviton.com	Colombia T +57.1.743.6045 E infocolombia@leviton.com
	Europe T +44.0.1592.772124 E customerservice@brand-rex.com	India / SAARC T +971.4.886.4722 E infoindia@leviton.com	Mexico T +52.55.5082.1040 E lsamarketing@leviton.com	Middle East & Africa T +971.4.886.4722 E lmeinfo@leviton.com	South Korea T +82.2.3273.9963 E infokorea@leviton.com

ELECTRONIC FILES

For CAD files, typical specs, or technical drawings (.DXF, .DWG), visit www.leviton.com.



49255-Hxx, 49255-D72, 49255-Lxx

PART NUMBERS

Description	Part No.
QuickPort® Patch Panel, 1RU, 24-port, cable management bar included	49255-H24
QuickPort Patch Panel, 2RU, 48-port, cable management bar included	49255-H48
QuickPort Patch Panel, 2RU, 72-port, cable management bar included	49255-D72
QuickPort Patch Panel with Magnifying Lens Label Holder, 1RU, 24-port, cable management bar included	49255-L24
QuickPort Patch Panel with Magnifying Lens Label Holder, 2RU, 48-port, cable management bar included	49255-L48



Leviton Network Solutions 2222 - 222nd St. SE Bothell, WA 98021-4416 tel 1-800-824-3005 tel +1-425-486-2222 appeng@leviton.com www.leviton.com	Asia / Pacific T +1.631.812.6228 E infoasean@leviton.com	Canada T +1.514.954.1840 E pcservice@leviton.com	Caribbean T +1.954.593.1896 E info@caribbean@leviton.com	China T +852.2774.9876 E infochina@leviton.com	Colombia T +57.1.743.6045 E infocolombia@leviton.com
	Europe T +44.0.1592.772124 E customerservice@brand-lex.com	India / SAARC T +971.4.886.4722 E infoindia@leviton.com	Mexico T +52.55.5082.1040 E lsamarketing@leviton.com	Middle East & Africa T +971.4.886.4722 E lmeinfo@leviton.com	South Korea T +82.2.3273.9963 E infokorea@leviton.com

eXtreme® Cat 6 UTP Patch Cord

APPLICATION

Leviton eXtreme Cat 6 patch cords are designed to be used in typical Cat 6 channel applications. Leviton eXtreme Cat 6 systems are designed for use in high-bandwidth applications such as Gigabit Ethernet.



SPECIFICATION

Patch cords shall meet or exceed requirements for Cat 6 performance described in ANSI/TIA-568.2-D. Patch cords shall be 24-gauge stranded conductor with an 8-position modular plug on each end. The cords shall be available in standard lengths of 3, 5, 7, 10, 15, and 20 feet. Patch cord plug shall be clear and contacts shall have industry-standard, ANSI/TIA-1096-A compliant 50 micro inches of gold plating.

WARRANTY INFORMATION

For a copy of Leviton product warranties, visit www.leviton.com/warranty.

FEATURES

- Stranded conductor for longer flex-life
- T568B wiring to function in either T568A or T568B applications
- Color-matched cords and boots
- Tested and verified to meet ANSI/TIA-568.2-D channel requirements

DESIGN CONSIDERATIONS

- ANSI/TIA channel performance limits the total length of work area and equipment room cords to 32 feet (10 meters) per ANSI/TIA-568.2-D or 88.6 feet (27 meters) in a MUTOA application
- A variety of colors for color coding and organizing
- Available in six standard lengths
- Color-matched rubber boot provides protection for plug

STANDARDS COMPLIANCE

- ANSI/TIA-568.2-D
- ISO/IEC 11801-B
- ANSI/TIA-1096-A
- cULus Listed
- UL 444 CM rated
- PoE standards: IEEE 802.3af, 802.3at, 802.3bt, Cisco UPoE, and Power over HDBaseT™ (PoH) up to 100 watts
- For 100 watt applications — Up to 100 cables in a bundle

PERFORMANCE SPECIFICATIONS

Dimensions	See page two
Outer Diameter:	0.225"
Materials:	24-gauge, UTP stranded conductor cable. Plug body is high-impact, fire-retardant plastic rated UL 94V-0
Color:	White, gray, black, blue, red, yellow, green (matching color boots)
Environmental Conditions:	Operating Temperature: -20 °C to +60 °C Installation Temperature: 0 °C to +50 °C

COUNTRY OF ORIGIN

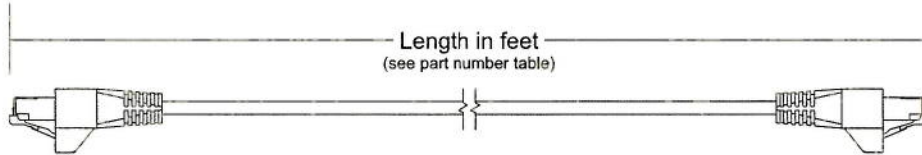
China

PRODUCT SPECIFICATIONS
62460-xxx



ELECTRONIC FILES

For CAD files, typical specs, or technical drawings (.DXF, .DWG), visit www.leviton.com.



O.D.: 0.225"

62460-xxx

EXTREME® CAT 6 UTP PATCH CORDS – STOCKED ITEMS

Description	White	Yellow	Red	Blue	Green	Gray	Black
Cat 6 UTP Patch Cord, 3 feet (0.9 m)	62460-03W	62460-03Y	62460-03R	62460-03L	62460-03G	62460-03S	62460-03E
Cat 6 UTP Patch Cord, 5 feet (1.5 m)	62460-05W	62460-05Y	62460-05R	62460-05L	62460-05G	62460-05S	62460-05E
Cat 6 UTP Patch Cord, 7 feet (2.1 m)	62460-07W	62460-07Y	62460-07R	62460-07L	62460-07G	62460-07S	62460-07E
Cat 6 UTP Patch Cord, 10 feet (3.0 m)	62460-10W	62460-10Y	62460-10R	62460-10L	62460-10G	62460-10S	62460-10E
Cat 6 UTP Patch Cord, 15 feet (4.6 m)	62460-15W	62460-15Y	62460-15R	62460-15L	62460-15G	62460-15S	62460-15E
Cat 6 UTP Patch Cord, 20 feet (6.1 m)	62460-20W	62460-20Y	62460-20R	62460-20L	62460-20G	62460-20S	62460-20E

NOTE: Other lengths are available by special order. Please contact customer service for more information.



For assistance customizing your patch cords, please visit www.leviton.com/configurator or call Tech Support at 800.824.3005.




Leviton Network Solutions 2222 - 222nd St. SE Bothell, WA 98021-4416 tel 1-800-824-3005 tel +1-425-486-2222 appeng@leviton.com www.leviton.com	Asia / Pacific T +1.631.812.6228 E infoasean@leviton.com	Canada T +1.514.954.1840 E pcservice@leviton.com	Caribbean T +1.954.593.1896 E infocaribbean@leviton.com	China T +852.2774.9876 E infochina@leviton.com	Colombia T +57.1.743.6045 E infocolombia@leviton.com
	Europe T +44.0.1692.772124 E customerserviceeu@leviton.com	Mexico T +52.55.5082.1040 E isamarketing@leviton.com	Middle East & Africa T +971.4.247.9800 E lmeinfo@leviton.com	South Korea T +82.2.3273.9963 E infokorea@leviton.com	

Five-Ring Horizontal Cable Managers & Covers

APPLICATION

Leviton Five-Ring Horizontal Cable Managers are ideal for light-duty cord distribution at the front of industry-standard 19-inch equipment racks, cabinets, and hinged wall-mounted brackets. Covers are available (sold separately) to provide a clean, finished appearance.



FEATURES

- Distribution rings are radius-edged to protect cable from nicks or wear
- Oversized distribution rings accommodate large quantities of patch cords
- Five-ring design reduces cord stress and improves containment near patch panels
- Use as an alternate mode of horizontal management between patch panels
- Managers available in 1RU and 2RU options with 4-inch or 6-inch deep rings
- 1RU and 2RU metal covers are available (sold separately)

DESIGN CONSIDERATIONS

- Verify adequate space for ring clearance
- Install managers above and below patch panels
- Four #12-24 screws supplied with each manager

STANDARDS COMPLIANCE

- ANSI/TIA-568-D
- cULus
- RoHS

PHYSICAL SPECIFICATIONS

Dimensions: See page two
Materials: 16-gauge steel with a black powder-coat finish

COUNTRY OF ORIGIN

See page two

WARRANTY INFORMATION

For a copy of Leviton product warranties, visit www.leviton.com/warranty.

ELECTRONIC FILES

For CAD files, typical specs, or technical drawings (.DXF, .DWG), visit www.leviton.com.

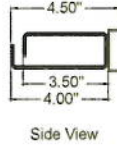
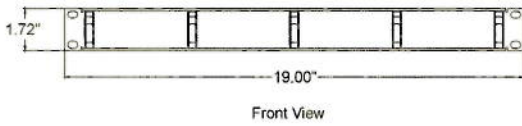
SPECIFICATION

The five-ring cable manager shall provide the capability to organize and contain patch cords on the front of the manager. The front of the manager shall provide five horizontal distribution rings to reduce stress on stored cables and to retain optimal cable geometry. All distribution rings shall have edges with a radius to protect cables from nicks and tears. Managers shall be available in 1RU and 2RU heights with either 4-inch or 6-inch deep rings. Metal covers shall be available, sold separately. Material shall be 16-gauge steel with a black powder-coat finish.

Page 1 of 2

Leviton Network Solutions 2222 - 222nd St. SE Bothell, WA 98021-4416 tel 1-800-824-3005 tel +1-425-486-2222 appeng@leviton.com www.leviton.com	Asia / Pacific T +1.631.812.6228 E infoasean@leviton.com	Canada T +1.514.954.1840 E pcservice@leviton.com	Caribbean T +1.954.593.1896 E infocaribbean@leviton.com	China T +852.2774.9876 E infochina@leviton.com	Colombia T +57.1.743.6045 E infocolombia@leviton.com
	Europe T +44.0.1592.772124 E customerservice@brand-rex.com	India / SAARC T +971.4.886.4722 E infoindia@leviton.com	Mexico T +52.55.5082.1040 E isamarketing@leviton.com	Middle East & Africa T +971.4.886.4722 E Imeinfo@leviton.com	South Korea T +82.2.3273.9963 E infokorea@leviton.com

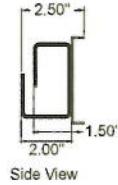
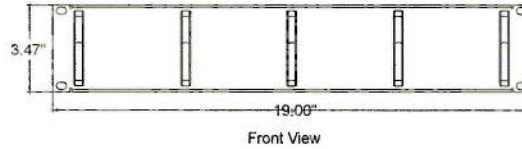
49253-LPM




49253-1CV



49253-2CM

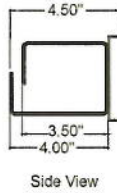
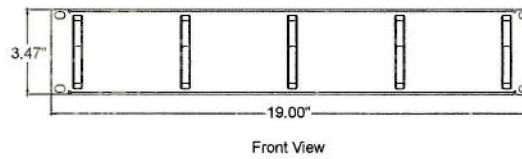


49253-2CV

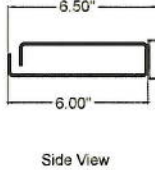
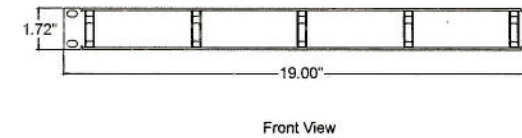


49253-xxx

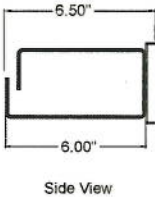
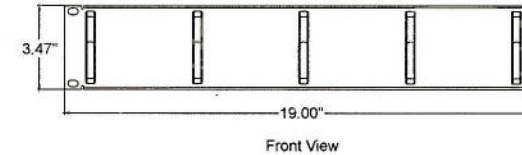
49253-BCM



49253-6PM



49253-6MR



PART NUMBERS

Description	Country of Origin	Part No.
Five-Ring Horizontal Cable Manager, 1RU, 4" metal rings	Taiwan	49253-LPM
Five-Ring Horizontal Cable Manager, 2RU, 4" metal rings	Taiwan	49253-BCM
Five-Ring Horizontal Cable Manager, 2RU, 2" metal rings	USA	49253-2CM
Five-Ring Horizontal Cable Manager, 1RU, 6" metal rings	USA	49253-6PM
Five-Ring Horizontal Cable Manager, 2RU, 6" metal rings	USA	49253-6MR
Horizontal Cable Manager Cover, 1RU	Taiwan	49253-1CV
Horizontal Cable Manager Cover, 2RU	Taiwan	49253-2CV



Leviton Network Solutions
2222 - 222nd St. SE
Bothell, WA 98021-4416

Asia / Pacific
T +1.631.812.6228
E infoasean@leviton.com

Canada
T +1.514.954.1840
E pcservice@leviton.com

Caribbean
T +1.954.593.1896
E info@caribbean@leviton.com

China
T +852.2774.9876
E infochina@leviton.com

Colombia
T +57.1.743.6045
E info@colombia@leviton.com

tel 1-800-824-3005
tel +1-425-486-2222
appeng@leviton.com
www.leviton.com

Europe
T +44.0.1592.772124
E customerservice@brand-rex.com

India / SAARC
T +971.4.886.4722
E infoindia@leviton.com

Mexico
T +52.55.5082.1040
E Isamarketing@leviton.com

Middle East & Africa
T +971.4.886.4722
E imeinfo@leviton.com

South Korea
T +82.2.3273.9963
E info@korea@leviton.com

ADDITIONAL TERMS AND CONDITIONS (Construction Contracts Only)

1. CONTRACTOR'S LICENSE: West Virginia Code § 21-11-2 requires that all persons desiring to perform contracting work in this state be licensed. The West Virginia Contractors Licensing Board is empowered to issue the contractor's license. Applications for a contractor's license may be made by contacting the West Virginia Division of Labor. West Virginia Code § 21-11-11 requires any prospective Vendor to include the contractor's license number on its bid. If an apparent low bidder fails to submit a license number in accordance with this section, the Purchasing Division will promptly request by telephone and electronic mail that the low bidder and the second low bidder provide the license number within one business day of the request. Failure of the bidder to provide the license number within one business day of receiving the request shall result in disqualification of the bid. Vendors should include a contractor's license number in the space provided below.

Contractor's Name: Pomeroy
Contractor's License No.: WV- WV034855

The apparent successful Vendor must furnish a copy of its contractor's license prior to the issuance of a contract award document.

2. DRUG-FREE WORKPLACE AFFIDAVIT: W. Va. Code § 21-1D-5 provides that any solicitation for a public improvement contract requires each Vendor that submits a bid for the work to submit an affidavit that the Vendor has a written plan for a drug-free workplace policy. If the affidavit is not submitted with the bid submission, the Purchasing Division shall promptly request by telephone and electronic mail that the low bidder and second low bidder provide the affidavit within one business day of the request. Failure to submit the affidavit within one business day of receiving the request shall result in disqualification of the bid. To comply with this law, Vendor should complete the enclosed drug-free workplace affidavit and submit the same with its bid. Failure to submit the signed and notarized drugfree workplace affidavit or a similar affidavit that fully complies with the requirements of the applicable code, within one business day of being requested to do so shall result in disqualification of Vendor's bid. Pursuant to W. Va. Code 21-1D-2(b) and (k), this provision does not apply to public improvement contracts the value of which is \$100,000 or less or temporary or emergency repairs.

2.1. DRUG-FREE WORKPLACE POLICY: Pursuant to W. Va. Code § 21-1D-4, Vendor and its subcontractors must implement and maintain a written drug-free workplace policy that complies with said article. The awarding public authority shall cancel this contract if: (1) Vendor fails to implement and maintain a written drug-free workplace policy described in the preceding paragraph, (2) Vendor fails to provide information regarding implementation of its drug-free workplace policy at the request of the public authority; or (3) Vendor provides to the public authority false information regarding the contractor's drug-free workplace policy.

Pursuant to W. Va. Code 21-1D-2(b) and (k), this provision does not apply to public improvement contracts the value of which is \$100,000 or less or temporary or emergency repairs.

work complies with requirements of Contract prior to final acceptance. Final acceptance does not waive or release Vendor from its obligation to ensure that work complies with the Contract requirements. Vendor shall submit any warranty documents to the Agency project manager at final inspection.

10. FACILITIES ACCESS: Performance of Contract Services may require access cards and/or keys to gain entrance to Agency's facilities. In the event that access cards and/or keys are required:

10.1. Vendor must identify principal service personnel which will be issued access cards and/or keys to perform service.

10.2. Vendor will be responsible for controlling cards and keys and will pay replacement fee, if the cards or keys become lost or stolen.

10.3. Vendor shall notify Agency immediately of any lost, stolen, or missing card or key.

10.4. Anyone performing under this Contract will be subject to Agency's security protocol and procedures.

10.5. Vendor shall inform all staff of Agency's security protocol and procedures.

11. MISCELLANEOUS:

11.1. **Contract Manager:** During its performance of this Contract, Vendor must designate and maintain a primary contract manager responsible for overseeing Vendor's responsibilities under this Contract. The Contract manager must be available during normal business hours to address any customer service or other issues related to this Contract. Vendor should list its Contract manager and his or her contact information below.

Contract Manager: James Stewart

Telephone Number: 681-245-6025

Fax Number: 800-650-1703

Email Address: james.stewart@galtronics.com

DESIGNATED CONTACT: Vendor appoints the individual identified in this Section as the Contract Administrator and the initial point of contact for matters relating to this Contract.

 Technology Solutions Executive

(Name, Title)

James Stewart, Technology Solutions Executive

(Printed Name and Title)

135 Corporate Centre Drive Suite 410, Scott Depot, WV 25560

(Address)

P: 681-245-6025 F: 800-650-1703

(Phone Number) / (Fax Number)


james.stewart@pomeroy.com

(E-mail address)

CERTIFICATION AND SIGNATURE: By signing below, or submitting documentation through wvOASIS, I certify that I have reviewed this Solicitation in its entirety; that I understand the requirements, terms and conditions, and other information contained herein; that this bid, offer or proposal constitutes an offer to the State that cannot be unilaterally withdrawn; that the product or service proposed meets the mandatory requirements contained in the Solicitation for that product or service, unless otherwise stated herein; that the Vendor accepts the terms and conditions contained in the Solicitation, unless otherwise stated herein; that I am submitting this bid, offer or proposal for review and consideration; that I am authorized by the vendor to execute and submit this bid, offer, or proposal, or any documents related thereto on vendor's behalf; that I am authorized to bind the vendor in a contractual relationship; and that to the best of my knowledge, the vendor has properly registered with any State agency that may require registration.

Pomeroy, A Getronics Company

(Company)

 Technology Solutions Executive

(Authorized Signature) (Representative Name, Title)

James Stewart, Technology Solutions Executive

(Printed Name and Title of Authorized Representative)

04-16-19

(Date)

P: 681-245-6025 F: 800-650-1703

(Phone Number) (Fax Number)

**ADDENDUM ACKNOWLEDGEMENT FORM
SOLICITATION NO.:**

Instructions: Please acknowledge receipt of all addenda issued with this solicitation by completing this addendum acknowledgment form. Check the box next to each addendum received and sign below. Failure to acknowledge addenda may result in bid disqualification.

Acknowledgment: I hereby acknowledge receipt of the following addenda and have made the necessary revisions to my proposal, plans and/or specification, etc.

Addendum Numbers Received:

(Check the box next to each addendum received)

- | | |
|---|--|
| <input type="checkbox"/> Addendum No. 1 | <input type="checkbox"/> Addendum No. 6 |
| <input type="checkbox"/> Addendum No. 2 | <input type="checkbox"/> Addendum No. 7 |
| <input type="checkbox"/> Addendum No. 3 | <input type="checkbox"/> Addendum No. 8 |
| <input type="checkbox"/> Addendum No. 4 | <input type="checkbox"/> Addendum No. 9 |
| <input type="checkbox"/> Addendum No. 5 | <input type="checkbox"/> Addendum No. 10 |

I understand that failure to confirm the receipt of addenda may be cause for rejection of this bid. I further understand that any verbal representation made or assumed to be made during any oral discussion held between Vendor's representatives and any state personnel is not binding. Only the information issued in writing and added to the specifications by an official addendum is binding.

Pomeroy
Company

[Signature]
Authorized Signature

04-16-19
Date

NOTE: This addendum acknowledgement should be submitted with the bid to expedite document processing.

STATE OF WEST VIRGINIA
Purchasing Division

PURCHASING AFFIDAVIT

CONSTRUCTION CONTRACTS: Under W. Va. Code § 5-22-1(i), the contracting public entity shall not award a construction contract to any bidder that is known to be in default on any monetary obligation owed to the state or a political subdivision of the state, including, but not limited to, obligations related to payroll taxes, property taxes, sales and use taxes, fire service fees, or other fines or fees.

ALL CONTRACTS: Under W. Va. Code §5A-3-10a, no contract or renewal of any contract may be awarded by the state or any of its political subdivisions to any vendor or prospective vendor when the vendor or prospective vendor or a related party to the vendor or prospective vendor is a debtor and: (1) the debt owed is an amount greater than one thousand dollars in the aggregate; or (2) the debtor is in employer default.

EXCEPTION: The prohibition listed above does not apply where a vendor has contested any tax administered pursuant to chapter eleven of the W. Va. Code, workers' compensation premium, permit fee or environmental fee or assessment and the matter has not become final or where the vendor has entered into a payment plan or agreement and the vendor is not in default of any of the provisions of such plan or agreement.

DEFINITIONS:

"Debt" means any assessment, premium, penalty, fine, tax or other amount of money owed to the state or any of its political subdivisions because of a judgment, fine, permit violation, license assessment, defaulted workers' compensation premium, penalty or other assessment presently delinquent or due and required to be paid to the state or any of its political subdivisions, including any interest or additional penalties accrued thereon.

"Employer default" means having an outstanding balance or liability to the old fund or to the uninsured employers' fund or being in policy default, as defined in W. Va. Code § 23-2c-2, failure to maintain mandatory workers' compensation coverage, or failure to fully meet its obligations as a workers' compensation self-insured employer. An employer is not in employer default if it has entered into a repayment agreement with the Insurance Commissioner and remains in compliance with the obligations under the repayment agreement.

"Related party" means a party, whether an individual, corporation, partnership, association, limited liability company or any other form or business association or other entity whatsoever, related to any vendor by blood, marriage, ownership or contract through which the party has a relationship of ownership or other interest with the vendor so that the party will actually or by effect receive or control a portion of the benefit, profit or other consideration from performance of a vendor contract with the party receiving an amount that meets or exceeds five percent of the total contract amount.

AFFIRMATION: By signing this form, the vendor's authorized signer affirms and acknowledges under penalty of law for false swearing (W. Va. Code §61-5-3) that: (1) for construction contracts, the vendor is not in default on any monetary obligation owed to the state or a political subdivision of the state, and (2) for all other contracts, that neither vendor nor any related party owe a debt as defined above and that neither vendor nor any related party are in employer default as defined above, unless the debt or employer default is permitted under the exception above.

WITNESS THE FOLLOWING SIGNATURE:

Vendor's Name: Pomeroy


Authorized Signature: [Signature] Date: 04-16-19

State of West Virginia

County of Kanawha, to-wit:

Taken, subscribed, and sworn to before me this 16th day of April, 2019

My Commission expires October 3, 2021.

AFFIX SEAL HERE  NOTARY PUBLIC [Signature]