



Purchasing Division
 2019 Washington Street East
 Post Office Box 50130
 Charleston, WV 25305-0130

State of West Virginia
 Request for Quotation
 36 – Vehicles

Proc Folder: 413604

Doc Description: ADDENDUM_2: Class 371 41,000 GVWR Single Axle Dump Truck

Proc Type: Central Master Agreement

Date Issued	Solicitation Closes	Solicitation No	Version
2018-03-06	2018-03-15 13:30:00	CRFQ 0803 DOT1800000052	3

BID RECEIVING LOCATION

BID CLERK
 DEPARTMENT OF ADMINISTRATION
 PURCHASING DIVISION
 2019 WASHINGTON ST E
 CHARLESTON WV 25305
 US

VENDOR

Vendor Name, Address and Telephone Number:

Worldwide Equipment
 5650 US RT 60 East
 Huntington, WV 25705
 304-345-2490

RECEIVED
 2018 MAR 15 PM 12:11
 WV PURCHASING
 DIVISION

FOR INFORMATION CONTACT THE BUYER

Mark A Atkins
 (304) 558-2307
 mark.a.atkins@wv.gov

Signature X

FEIN # 45-1024981

DATE 3-15-18

All offers subject to all terms and conditions contained in this solicitation

ADDITIONAL INFORMATION:

ADDENDUM 2: Is issued for the following:

1. To move the bid opening date from 03/08/2018 to 03/15/2018 at 1:30pm EST.
2. To publish the Agency responses to the questions submitted by Vendors during the Technical Questioning period.
3. To publish the mandatory Pre-Bid attendance sheets.

No other changes made.

The West Virginia Purchasing Division is soliciting bids on behalf of the West Virginia Division of Highways (WVDOH), the West Virginia Department of Transportation (WVDOT), to establish an open-end contract for a 41,000 GVWR Single Axle Dump Truck with Hydraulic System, Snow Plow, and V-Box Spreader per attached documents

MANDATORY PRE-BID MEETING:

DATE: 02/22/2018
TIME: 10:00am EST

LOCATION:
WVDOH
EQUIPMENT DIVISION
83 BRUSHY FORK RD CROSSING
BUCKHANNON, WV 26201

INVOICE TO	SHIP TO
DIVISION OF HIGHWAYS EQUIPMENT DIVISION RT 33 83 BRUSHY ROAD CROSSING, PO BOX 610 BUCKHANNON WV26201 US	DIVISION OF HIGHWAYS EQUIPMENT DIVISION 83 BRUSHY FORK RD CROSSING BUCKHANNON WV 26201 US

Line	Comm Ln Desc	Qty	Unit Issue	Unit Price	Total Price
1	Vendor shall use Exhibit_A Pricing Page for bid pricing.	0.00000	EA		

Comm Code	Manufacturer	Specification	Model #
25101601			

Extended Description :

Note: Vendor shall use Exhibit_A Pricing Page for bid pricing.
If vendor is submitting a bid online, Vendor should enter \$0.00 in the Oasis commodity line.
Vendor shall enter pricing into the Exhibit_A Pricing Page and must attach with bid.
See section 18 of Instructions to Bidders.

SCHEDULE OF EVENTS

Line	Event	Event Date
1	Mandatory Pre-Bid Meeting 10:00am:	2018-02-22
2	Technical Questions due by 2:00pm:	2018-02-28

EXHIBIT_A PRICING PAGE

CRFQ 0803 DOT180000052

Class 371 41,000 GVWR Single Axle Dump Truck

Item No.	Description:	Make/Model & Year	Estimated Unit Quantity	Unit Price	Item Total Cost
1	Complete Unit: Cab Chassis/Dump Body w/Hyd. System w/Front 10' snow plow & V-box spreader	MAKE: International MODEL: 7500 YEAR: 2019 Ace	60	\$ - 167,208.16	\$ - 10,032,489.60
2	Complete Unit: Cab Chassis/Dump Body w/Hyd. System, w/Front 11' snow plow & V-box spreader	MAKE: International MODEL: 7500 YEAR: 2019 ACE	60	\$ - 167,608.16	\$ - 10,056,489.60
Total Bid Cost					\$ -

VENDOR: Worldwide Equipment \$20,088,979.20
 CONTACT NAME: Matt Cochran
 CONTACT PHONE: 304-345-2490
 CONTACT EMAIL: matt.cochran@thetruckpeople.com

Bid will be awarded to the lowest overall bid total for all items

EXHIBIT_A PRICING PAGE

CRFQ 0803 DOT1800000052

Class 371 41,000 GVWR Single Axle Dump Truck

Item No.	Description:	Make/Model & Year	Estimated Unit Quantity	Unit Price	Item Total Cost
1	Complete Unit: Cab Chassis/Dump Body w/Hyd. System w/Front 10' snow plow & V-box spreader	MAKE: Internaional MODEL: 7500 YEAR: 2019 Viking	60	\$ - 167,156.16	\$ - 10,029,369.60
2	Complete Unit: Cab Chassis/Dump Body w/Hyd. System, w/Front 11' snow plow & V-box spreader	MAKE: International MODEL: 7500 YEAR: 2019 Viking	60	\$ - 167,251.16	\$ - 10,035,069.60
Total Bid Cost					\$ -

VENDOR: Worldwide Equipment \$20,064.439.20
 CONTACT NAME: Matt Cochran
 CONTACT PHONE: 304-345-2490
 CONTACT EMAIL: matt.cochran@thetruckpeople.com

Bid will be awarded to the lowest overall bid total for all items

ADDENDUM ACKNOWLEDGEMENT FORM
SOLICITATION NO.: CRFO 0803 DOT1800000052

Instructions: Please acknowledge receipt of all addenda issued with this solicitation by completing this addendum acknowledgment form. Check the box next to each addendum received and sign below. Failure to acknowledge addenda may result in bid disqualification.

Acknowledgment: I hereby acknowledge receipt of the following addenda and have made the necessary revisions to my proposal, plans and/or specification, etc.

Addendum Numbers Received:

(Check the box next to each addendum received)

- | | |
|--|--|
| <input checked="" type="checkbox"/> Addendum No. 1 | <input type="checkbox"/> Addendum No. 6 |
| <input checked="" type="checkbox"/> Addendum No. 2 | <input type="checkbox"/> Addendum No. 7 |
| <input type="checkbox"/> Addendum No. 3 | <input type="checkbox"/> Addendum No. 8 |
| <input type="checkbox"/> Addendum No. 4 | <input type="checkbox"/> Addendum No. 9 |
| <input type="checkbox"/> Addendum No. 5 | <input type="checkbox"/> Addendum No. 10 |

I understand that failure to confirm the receipt of addenda may be cause for rejection of this bid. I further understand that that any verbal representation made or assumed to be made during any oral discussion held between Vendor's representatives and any state personnel is not binding. Only the information issued in writing and added to the specifications by an official addendum is binding.

Worldwide Equipment

Company



Authorized Signature

3-15-18

Date

NOTE: This addendum acknowledgement should be submitted with the bid to expedite document processing.

SOLICITATION NUMBER: CRFQ 0803 DOT1800000052

Addendum Number: 2

The purpose of this addendum is to modify the solicitation identified as CRFQ 0803 DOT1800000052 ("Solicitation") to reflect the change(s) identified and described below.

Applicable Addendum Category:

- Modify bid opening date and time
- Modify specifications of product or service being sought
- Attachment of vendor questions and responses
- Attachment of pre-bid sign-in sheet
- Correction of error
- Other

Description of Modification to Solicitation:

1. To move the bid opening date from 03/08/2018 to 03/15/2018 at 1:30pm EST.
2. To publish the Agency responses to the questions submitted by Vendors during the Technical Questioning period.
3. To publish the mandatory Pre-Bid attendance sheets.

No other changes made.

Additional Documentation: Documentation related to this Addendum (if any) has been included herewith as Attachment A and is specifically incorporated herein by reference.

Terms and Conditions:

1. All provisions of the Solicitation and other addenda not modified herein shall remain in full force and effect.
2. Vendor should acknowledge receipt of all addenda issued for this Solicitation by completing an Addendum Acknowledgment, a copy of which is included herewith. Failure to acknowledge addenda may result in bid disqualification. The addendum acknowledgement should be submitted with the bid to expedite document processing.

Attachment_A**ADDENDUM_2****CRFQ 0803 DOT1800000052****Single Axle Dump Truck**

The original language in contract will be listed first with question and answer to follow below.

1. 3.1.3.3 R.B.M: Minimum 2,820,000 Ins./Lb. per rail. An integral frame and frame extension is mandatory.

Question # 1: Would the State consider a 120,000 PSI single frame rail with an RBM of 2,511,600 in. lb. (Same as used on the Pennsylvania DOT single axle plow trucks)?

Answer: Yes, will accept.

Question # 2: Will the state consider a 120psi single frame with a RBM of 2,511,600 current frame for Pennsylvania DOT?

Answer: Yes, will accept

2. 3.1.3.5 Front bumper shall be formed out of ¼ inch minimum roll steel front bumper with swept back ends.

Question: Will State consider bumper thickness .177?

Answer: Yes, will accept

3. 3.1.6.1 Cab shall have minimum of one air horn cab mounted with snow shield.

Question: Would the State consider a single horn mounted under the hood?

Answer: Yes, will accept

4. 3.1.6.2 Right side and left side cab mirrors; Cab mirrors shall be west coast type 7 inches wide minimum x 16 inches high minimum, power adjustable with fore and after breakaway arms. 8 inches minimum convex spot mirror. Both mirrors must be heated type with all arms hardware and fasteners stainless steel.

Question # 1: Would the State consider a mirror (picture attached) with the dimensions of 7.55" x 14.1" Flat Glass, 7.48" x 6.77" Convex?

Question # 2: Freightliners mirrors are heavy duty, high impact resistant noncorrosive plastic with a bright finish. Hardware is made of a high impact plastic. The arms are painted steel. Is this acceptable?

Question # 3: Will state re-write to min. mirror 15 ¾"

Answer: Yes, will accept

5. 3.1.6.16 Cab shall have six (6) additional switches.

Question # 1: Can the State advise what the function of each of the additional requested switches may be used for?

Question # 2: Will the State advise the function of each of the 6 additional requested switches?

Answer: Additional Driving Lights, work lights, strobes etc... Will change to read: 3.1.6.16 Cab shall have minimum of four (4) additional factory switches.

6. 3.1.7.1 The engine shall be diesel powered.

3.1.7.1.1 8.9-liter minimum

3.1.7.1.2 6-cylinder minimum.

3.1.7.1.3 Minimum HP – 360.

3.1.7.1.4 Minimum Peak Torque 1150 LB/FT

3.1.7.1.5 Engine must meet US 17 emissions.

Question # 1: Mack does not offer a 360 HP 8.9 liter or above HP engine in its data-book for OEM production. Could this engine horsepower be changed to reflect a 8.9 liter 350 HP-1150 torque (US 2017 emissions) instead of a 8.9 liter 360 HP 1150 torque?

Question # 2: Will state rewrite to Min. 370 HP Min torque 1250 lb/ft

Answer: No, leave as written.

7. 3.1.7.3 Engine oil pan must be stainless steel or composite corrosion resistant installed with stainless steel hardware.

Question # 1: The Cummins L9 engine uses a one piece painted stamped steel oil pan. Is this acceptable?

Question # 2: Mack/Cummins does not have but only a stamped steel option on this oil pan. Anything else, stainless steel or composite installed does not have OEM warranty nor the integrity of OEM backing of this option. This in short, could jeopardize other facets or warranties of the engine and /or chassis. Please consider changing spec to stamped steel oil pan.

Question # 3: neither is offered, we ask that this be deleted.

Answer: We will delete Line Item 3.1.7.3 Will add in (WARRANTY Section 8.7) 8.7.12 Oil pan and hardware shall have a 100% parts and Labor, full replacement warranty for 60 months on any type rust/corrosion regardless of atmospheric conditions. Failure of oil pan from rust thru that causes catastrophic Engine Failure Engine shall be covered 100% parts and labor.

8. 3.1.8.3 Exhaust shall be stainless steel or aluminized pipe with all clamps and fasteners being stainless steel.

Question: Neither is offered, we ask that this line be deleted.

Answer: No, leave as written

9. 3.1.9.5 Radiator shall have stainless steel screen guard to protect radiator from foreign objects.

Question: Bug-screen is a heavy duty high impact plastic mesh and the lower radiator guard is a painted black metal mesh. Are this acceptable?

Answer: Yes, we will accept.

10. 3.1.9.6 All engine coolant piping must be stainless steel or aluminum.

Question # 1: In the pre-bid meeting, it was mentioned that all inlet and outlet fittings into the engine block must be stainless as well as piping (above). The 8.9 liter Cummins (or any other Mack engine product as well) that could be bid does not have this accommodation, nor would they honor any other piping being installed under Cummins OEM Warranty. Mack would not stand behind manufacturer warranties of the possible aftermarket or local manufacturer as well. Could this spec be changed so the integrity of OEM warranties still remain in place?

Question # 2: Neither is offered on all, we ask that this line be deleted.

Answer: We will delete line Item 3.1.9.6 Will add in the (8.7 WARRANTY) section Line Item 8.7.13 All Engine coolant piping/tubing shall be warranty for 60 months 100%parts and labor full replacement on rust/corrosion. Failure of any coolant /piping causing catastrophic engine failure, Engine shall be covered 100% parts and labor.

11. 3.1.9.8 All hose clamps shall be constant tension type stainless steel or equal.

Question: Would gates powergrip shrink band hose clamps be acceptable?

Answer: Yes, will accept.

12. 3.1.10.2 Shall have one aluminum 90-gallon minimum fuel tank, shall be mounted on left side under cab, frame mounted with stainless steel mounting straps.

Question: Will the state consider 80 gal. fuel tank min.

Answer: Yes, will accept.

13. 3.1.14.1 Shall have multi-leaf spring type rated for 23,000 lb. minimum capacity with helper.

Question: Will state consider re-writing to min 31k w/helper

Answer: Leave as written

14. 3.1.11.3 Shall have a transmission shift pad, with oil life monitor; filter life monitor and transmission health monitor, lighted and dash or console mounted.

Question: International truck's new models have what is referred to as a "stalk shifter." The shifter is placed in front of the steering wheel, on the right- hand side. This has replaced the push button pad option, for safety and ergonomic reasons. All transmission information that was previously displayed on the push button pad, is now displayed on a small screen in the center of the gauge cluster. Would this be allowed? (Diagram attached for reference)

Answer: Yes, will accept.

15. 3.1.21.3 Alternator capacity shall be 160 AMPS minimum with internal regulator.

Question: Alternator amps needs adjusted to 130 amp per Mack Engineering for optimal charging of AGM batteries. This avoids excessive water loss during charge cycle. Could this possibly be changed to 130 amps or equal to manufacturers recommend requirements for No Idle System?

Answer: No, leave as written

16. 3.2.3.3 There must be four (4) horizontal brace, mid-section.

Question: Our information indicates only 3 horizontal braces will fit on a 38" tailgate. Please verify if the specification should be 3 or less horizontal braces.

Answer: Will change to read: 3.2.3.3 There shall be a minimum of two (2) horizontal braces, mid-section.

17. 3.2.4.2 Hoist shall be NTEA rated class 90 no exceptions.

Question: The hoist that is specified through section 3.2.4 Hoist and Rear Hinge Assembly is a class 50 hoist not class 90. Please confirm the NTEA class rating should be class 50.

Answer: Will change to read: 3.2.4.2 Hoist shall be rated class 50 no exceptions.

18. 3.3.5.1.1 Push frame shall be 132 inches in length for 11-foot plow made of 4 inch x 4 inch x 3/8- inch minimum structural tube.

Question: The base plow on the SA bid is a 10' model. Should this push frame measurement be 120" ilo 132" (as applies to the 11' model).

Answer: Will change to read: 3.3.5.1.1 Push frame shall be 120 inches in length for 10-foot plow and 132 inches for 11-foot plow made of 4-inch x 4-inch x 3/8- inch minimum structural tube.

19. 3.3.6.3 The "A" frame shall be minimum 4-inch channel with 2.5 inch flanges supporting a 1.5-inch (minimum) center reversing pin mounted in a 3 inch, ½ inch wall tube.

Question: With the 1-1/2 pin you would want the tube tolerance to be a little closer, do you want to maintain the 3" outside diameter or the ½" wall thickness?

Answer: Will change to read: **3.3.6.3** The "A" frame shall be minimum 4-inch channel with 2.5 inch flanges supporting a 1.5-inch (minimum) center reversing pin mounted in a 3 inch vertical tube with ½ inch minimum wall thickness, accommodating the 1.5 inch (minimum) pin, or equivalent.

20. 3.3.8 Snow Plow Cushion Valve

Question: Are there quick couplers between cushion valve and plow? If so what type and Brand?

Answer: Yes, Parker NPT Stainless Steel Quick couplers or Equal.

21. 3.3.11.1: Unit shall be painted with urethane paint black or black powder coating, paint code M6388G or equal.

Question: Please confirm paint code should be M63886

Answer: Correct, should be M63886

22. 3.4.1 Heavy Duty 201 Stainless Steel V-Box Dual Auger Salt Spreader with Storage Stand.

Question: Can the spreader and storage stand be one unit?

Answer: Yes, will accept.

23. 3.4.1.18 A full width rear 201 SS minimum light bar shall be mounted with nine (11) LED lights.

Question: Please verify number of LED lights and written number and number in parenthesis is different.

Answer: Shall be (9)

24. 3.4.1.18.1 Shall include stop, tail, turn, three (3) bar light, four (4) amber LED strobes and two (2) rear work lights.

Revision from Equipment Division 3.4.1.18.1 shall now read: Shall include stop, tail, turn, three (3) bar lights, two (2) amber LED strobes and two (2) rear work lights.

25. 3.4.1.21 The stand shall be capable of sliding into an 84" wide dump body with a 9" radius between the sides and floor.

Question: Would 86" wide with 5" radius be acceptable? The extra width will provide a sturdier unit and the 5" radius is required to accommodate the tank sumps specified by WVDOH.

Answer: Yes, will accept.

26. 3.4.1.21.1 The base in contact with the dump floor shall not exceed 65" width. The spreader stand/leg assembly shall be designed to support an empty spreader hopper.

Question: Is 74" width acceptable? The extra width provides a sturdier unit and is required to accommodate the tank sumps specified by WVDOH.

Answer: Yes, will accept.

27. 3.5.3.1 (2) 300-gallon minimum rotation molded medium density .375" polyethylene tank with 5" diameter cap. Includes sump for complete drainage.

Question: Would (2) 200 gallon minimum be acceptable? This tank capacity will suit the spreader length/width and fit the dimensional requirements for the spreader & dump body. The (2) 300-gallon specification will not fit the single axle truck dimensions.

Answer: Yes, will accept.

28. 3.5.6.17 There shall be (4) 2 GPM brass nozzles with quick connect caps. Check valves 5 minimum and 20 maximum PSI for auto nozzle selection via pressure.

Question: Can this entire section be removed as the specification already calls out a 22" variable displacement orifice and injection tube for the prewet in section 3.5.5.3 and 3.5.5.4.

Answer: Yes, 3.5.6.17 section will be removed.

29. 3.8.8.5 Spreader stainless steel hose couplers shall be mounted on either frame rail or pintle plate under dump body at rear.

Question: What type and brand of coupler does WVDOH use?

Answer: Parker NPT Stainless Steel Quick couplers or Equal

30. 6.1 Delivery Time: 120 working days on pilot model and 180 working days on standard orders after orders are received. Working day is defined as any week day, Monday thru Friday, excluding Federal and State Holidays.

Question # 1: Will the state consider 180 day delivery on the pilot, the order board has grown due to the economy and it is very difficult to anticipate production currently. Depending on the award it could change by another 30-60 days on the chassis production?

Question # 2: Counting the day of the ordering of the pilot truck until the day of delivery of your first order (example: ordering 30-60 trucks), please specify the time frame of the pilot truck delivery compared to the delivery of the remainder of the first 29 to 59 trucks ordered. Mack trucks has a 11-12 week period before the 2nd production truck goes on the line to make an option (part) correction if needed. Could you please take this into consideration when requesting the pilot truck vs. having full completed order filled/delivered?

Answer: 180 on pilot and 220 on regular orders.

31. 3.1.23.1 Section A The system shall be controlled by a factory on/off switch and properly labeled.

3.1.23.1 Section B. The system shall provide a dash display of battery voltage an audible alert when battery voltage needs to be replenished, and automatically disconnect the loads at a predetermined low voltage setting with use of a low voltage disconnect.

Revision from equipment Division shall read: A. The system shall be controlled by a touchscreen (user interface). Touchscreen will control electrical circuits specified in document (E).

Revision from equipment division shall read: B. Touchscreen will display battery voltage and provide notification prior to system shutting down on low voltage. Loads will then be shut down (disconnected) by system at pre-determined low voltage setting with use of a low voltage disconnect.

32. 3.1.7 Engine:

Revision from equipment Division shall read: 3.1.7.6 Engine shall have a Phillips-Temro or equal 1000 watt/120-volt block heater with corrosion resistant weather proof receptacle housing located on left side of cab. The engine block heater and the fuel water separator overnight heater shall be powered via the same electrical connection.

Revisions from equipment division shall read: 3.1.7.7 Engine shall have a Davco Fuel Pro 382 or Equal water separator with 120-volt overnight heater and 12-volt DC pre-heater. The engine fuel water overnight heater and the engine block heater shall be powered via the same electrical connection.

PRE-BID CONFERENCE
SIGN IN SHEET

Request for Quotation Number: CRFQ 0803 DOT140000052 Date: 2/22/18

Project Description: Single Axle Dump Truck 41,000 GVWR

PLEASE PRINT LEGIBLY. THIS INFORMATION IS ESSENTIAL TO CONTACT THE ATTENDEES IN A TIMELY MANNER. FAILURE TO DO SO MAY RESULT IN DELAYS IN YOUR COMPANY GETTING IMPORTANT BID INFORMATION.

Firm Name: Mathew Motor Truck CO
Firm Address: P.O. Box 1304
Parkersburg WV 26101
Representative Attending: Randy Terrell
Phone Number: 304-485-4418 ext 2547
Fax Number: 304-489-0061
Email Address: rterrell@mathewmotors.com

Firm Name: _____
Firm Address: _____
Representative Attending: _____
Phone Number: _____
Fax Number: _____
Email Address: _____

Firm Name: _____
Firm Address: _____
Representative Attending: _____
Phone Number: _____
Fax Number: _____
Email Address: _____

Firm Name: _____
Firm Address: _____
Representative Attending: _____
Phone Number: _____
Fax Number: _____
Email Address: _____

Firm Name: _____
Firm Address: _____
Representative Attending: _____
Phone Number: _____
Fax Number: _____
Email Address: _____

Firm Name: _____
Firm Address: _____
Representative Attending: _____
Phone Number: _____
Fax Number: _____
Email Address: _____

PRE-BID CONFERENCE
SIGN IN SHEET

Request for Quotation Number: CRFO 0803 DOT1800000052 Date: 2/22/18

Project Description: Single Axle Dump Truck 41,000 GVWR

PLEASE PRINT LEGIBLY. THIS INFORMATION IS ESSENTIAL TO CONTACT THE ATTENDEES IN A TIMELY MANNER. FAILURE TO DO SO MAY RESULT IN DELAYS IN YOUR COMPANY GETTING IMPORTANT BID INFORMATION.

Firm Name: Monroe Truck Equipment
Firm Address: 1051 W. 7th Street
Monroe, WI 53566
Representative Attending: David Taylor
Phone Number: 913-485-5988
Fax Number:
Email Address: dtaylor@monroe-truck.com

Firm Name: J+J TRUCK BODIES
Firm Address: 10558 SOMERSET PIKE
SOMERSET Pa 15501
Representative Attending: LARRY FAIDLEY
Phone Number: 814-444-3400
Fax Number:
Email Address: LDF@JJBODIES.COM

Firm Name: Viking Cives Midwest
Firm Address: PO Box 395
Morley, MO 63767
Representative Attending: Ken Gardonia
Phone Number: 615-415-5673
Fax Number: 615-214-7659
Email Address: kgardonia@vikingcivesmidwest.com

Firm Name:
Firm Address:
Representative Attending:
Phone Number:
Fax Number:
Email Address:

Firm Name:
Firm Address:
Representative Attending:
Phone Number:
Fax Number:
Email Address:

Firm Name:
Firm Address:
Representative Attending:
Phone Number:
Fax Number:
Email Address:

**PRE-BID CONFERENCE
SIGN IN SHEET**

Request for Quotation Number: CRFO 0803 DOT1800000052 Date: 2/22/18

Project Description: Single Axle Dump Truck 41,000 GVWR

PLEASE PRINT LEGIBLY. THIS INFORMATION IS ESSENTIAL TO CONTACT THE ATTENDEES IN A TIMELY MANNER. FAILURE TO DO SO MAY RESULT IN DELAYS IN YOUR COMPANY GETTING IMPORTANT BID INFORMATION.

Firm Name: Worldwide Equipment
 Firm Address: 408 New Goff Mountain Road
Cross Lanes WV 25313
 Representative Attending: Matt Cochran
 Phone Number: 304-208-2042
 Fax Number: 304-759-9807
 Email Address: Matt.Cochran@thetruckpeople.com

Firm Name: WEST VIRGINIA TRUCK
 Firm Address: P.O. BOX 473
CHARLES STON WV 25322
 Representative Attending: GARY GRADY
 Phone Number: 304-346-5301
 Fax Number: 304-346-5305
 Email Address: contractor@msw.com

Firm Name: Heritage Equipment
 Firm Address: 322 Dry Hill Road
Beckley WV 25801
 Representative Attending: Bobby Slade
 Phone Number: 304-320-6748
 Fax Number: 304-254-9007
 Email Address: b.slade@heritage-trks.com

Firm Name: Heritage Equipment
 Firm Address: 322 Dry Hill Rd.
Beckley, W.V. 25801
 Representative Attending: Mike Coburn
 Phone Number: 304-887-1044
 Fax Number: 304-254-9007
 Email Address: mikecoburntrucks@gmail.com

Firm Name: NEWLONS INTERNATIONAL SALES LLC
 Firm Address: 16 WARD ROAD
ELKINS, WV 26241
 Representative Attending: CHAD NEWLON
 Phone Number: BEAU NEWLON
304-636-4561
 Fax Number: 304-636-7155
 Email Address: BEAU@NEWLONSWV.COM

Firm Name: _____
 Firm Address: _____
 Representative Attending: _____
 Phone Number: _____
 Fax Number: _____
 Email Address: _____

PRE-BID CONFERENCE
SIGN IN SHEET

Request for Quotation Number: CRFO 0803 DOT1800000052 Date: 2/22/18

Project Description: Single Axle Dump Truck 41,000 GVWR

PLEASE PRINT LEGIBLY. THIS INFORMATION IS ESSENTIAL TO CONTACT THE ATTENDEES IN A TIMELY MANNER. FAILURE TO DO SO MAY RESULT IN DELAYS IN YOUR COMPANY GETTING IMPORTANT BID INFORMATION.

Firm Name: CERTIFIED POWER
 Firm Address: 970 CAMPUS DR.
 MUNDELEIN IL 60060
 Representative Attending: DAVE AUSTIN
 Phone Number: 610-533-0024
 Fax Number: 610-502-1971
 Email Address: dustin@certifiedpower.com

Firm Name: Certified Power
 Firm Address: 970 Campus Drive
 Mundelein IL 60060
 Representative Attending: Bill Carey
 Phone Number: 717-350-0258
 Fax Number: 866 620 6826
 Email Address: bcarey@CertifiedPower.com

Firm Name: ACE TRUCK EQUIP
 Firm Address: PO Box 2605
 Zanesville Ohio 43702
 Representative Attending: DAVID BETTZEL
 Phone Number: 740-453-0551
 Fax Number: 740 453-7023
 Email Address: dauid@acetruck.net

Firm Name: MATHENY MOTOR TRUCK COMPANY
 Firm Address: P.O. BOX 1304
 PARKERSBURG WV 26102-1304
 Representative Attending: MIKE MATHENY
 Phone Number: 304-485-4418 EXT. 1601
 Fax Number: 304-485-2577
 Email Address: mmatheny@mathenymotors.com

Firm Name: Henderson Products INC
 Firm Address: 1095 S. Third ST
 Manchester IA 52057
 Representative Attending: Todd Stritzel
 Phone Number: 563-929-0247
 Fax Number: 563-927-7031
 Email Address: tstritzel@Hendersonproducts.com

Firm Name: MATHENY MOTOR TRUCK
 Firm Address: PO Box 1304
 PARKERSBURG WV 26102-1304
 Representative Attending: Jack Cummings
 Phone Number: 304-769-5860 X 3601
 Fax Number: 304-769-5866
 Email Address: jcummings@mathenymotors.com

**PRE-BID CONFERENCE
SIGN IN SHEET**

Request for Quotation Number: CRFQ 0803 DOT1800000052 Date: 2/22/18

Project Description: Single Axle Dump Truck 41,000 GVWR

PLEASE PRINT LEGIBLY. THIS INFORMATION IS ESSENTIAL TO CONTACT THE ATTENDEES IN A TIMELY MANNER. FAILURE TO DO SO MAY RESULT IN DELAYS IN YOUR COMPANY GETTING IMPORTANT BID INFORMATION.

Firm Name: Wheeling Truck Center
 Firm Address: 23rd + Market St
Wheeling WV 26003
 Representative Attending: Donnie Daugherty
 Phone Number: 304-232-1440
 Fax Number: 304-232-1444
 Email Address: donnie@wheelingtruck.com

Firm Name: Conley Fabrication LLC
 Firm Address: _____
 Representative Attending: Roger Conley
 Phone Number: 304 489 2971
 Fax Number: _____
 Email Address: roger@conleyfab.com

Firm Name: James Beichner Volvo Truck USA
 Firm Address: 82 Mossey Lane
Marble PA 16334
 Representative Attending: James Beichner
 Phone Number: 412-327-3196
 Fax Number: _____
 Email Address: james.beichner@volvo.com

Firm Name: _____
 Firm Address: _____
 Representative Attending: _____
 Phone Number: _____
 Fax Number: _____
 Email Address: _____

Firm Name: CLARKSBURG MACK SLS
 Firm Address: JERRY ARMENTROUT
4421 SHILTON ST
CLARKSBURG, WV
26301
 Representative Attending: Jerry ArmentROUT
 Phone Number: 304 203 5007
 Fax Number: _____
 Email Address: Jerry@CLARKSBURG
MACK.COM

Firm Name: _____
 Firm Address: _____
 Representative Attending: _____
 Phone Number: _____
 Fax Number: _____
 Email Address: _____

PRE-BID CONFERENCE
SIGN IN SHEET

Request for Quotation Number: CRFO 0803 DOT1800000052 Date: 2/22/18

Project Description: Single Axle Dump Truck 41,000 GVWR

PLEASE PRINT LEGIBLY. THIS INFORMATION IS ESSENTIAL TO CONTACT THE ATTENDEES IN A TIMELY MANNER. FAILURE TO DO SO MAY RESULT IN DELAYS IN YOUR COMPANY GETTING IMPORTANT BID INFORMATION.

Firm Name: _____
Firm Address: Pam Hall
WVDOH

Representative Attending: _____
Phone Number: _____
Fax Number: _____
Email Address: _____

Firm Name: _____
Firm Address: Todd Campbell
WVDOH

Representative Attending: _____
Phone Number: _____
Fax Number: _____
Email Address: _____

Firm Name: _____
Firm Address: Angie Moorman
WVDOH

Representative Attending: _____
Phone Number: _____
Fax Number: _____
Email Address: _____

Firm Name: _____
Firm Address: Harley Smith
WVDOH

Representative Attending: _____
Phone Number: _____
Fax Number: _____
Email Address: _____


Firm Name: _____
Firm Address: MARCIA Lee
DOH

Representative Attending: _____
Phone Number: _____
Fax Number: _____
Email Address: _____

Firm Name: _____
Firm Address: _____

Representative Attending: _____
Phone Number: _____
Fax Number: _____
Email Address: _____

www.conleyfab.com



CONLEY

ROGER CONLEY
President/CEO
Cell 304-991-8899
Bus. 304-489-2471
Fax: 304-699-5901
roger@conleyfab.com

CONLEY FABRICATION LLC
P.O. Box 818
Mineral Wells, WV 26150

VOLVO TRUCKS



James M. Beichner
District Sales Manager

volvo Trucks.us

Volvo Trucks North America
7900 National Service Road
Greensboro, NC 27409 USA
james.beichner@volvo.com

Mobile +1 412 327-3196



Henderson

Todd Stritzel
Regional Sales Manager

HENDERSON PRODUCTS, INC. Parts & Service: (800) 359-4970
1085 S. 3rd Street Office: (563) 927-2828
Manchester, IA 52057 Cell: (563) 929-0247
Fax: (563) 927-7031

E-mail: tstritzel@hendersonproducts.com
www.hendersonproducts.com



ACE TRUCK EQUIPMENT

DISTRIBUTOR OF
TRUCK BODIES
TRAILERS

1130 NEWARK ROAD
ZANEVILLE, OHIO 43704



WORLDWIDE EQUIPMENT

we

Matt Cochran
Regional Sales Manager

(304)345-2490
(304)208-2542
(304)759-9807
matt.cochran@thetruckpeople.com

twitter.com/truckpeople
facebook.com/theTruckPeople

WWW.THETRUCKPEOPLE.COM

Newlons International Sales, LLC



Beau Newlon
P.O. Box 1334
Rt 250 South Beverly Pike
Elkins, WV 26241

304.636.4561
304.636.7155
304.614.0469
beau@newlonswv.com

7417 Old Hickory Boulevard - White Creek TN, 37189

OFFICE (304) 346-5301
(800) 640-8245



WEST VIRGINIA TRACTOR COMPANY
CONSTRUCTION, MINING, MUNICIPAL & INDUSTRIAL EQUIPMENT

www.wvtractor.com

GARY W. GRADY
PRESIDENT
Cell (304) 549-6068
wvtractor@msn.com


P. O. BOX 473
214 VIRGINIA ST. W.
CHAS., WV 25322/25302




VIKING GIVES MIDWEST

Ken Gardonia
Tennessee Inside Sales

Cell: 615-415-5673 Phone: 615-864-7657
kgardonia@vikinggivesmidwest.com Fax: 615-864-7657



Certified Cirus
Control Systems




7165 Boone Ave. N., Suite 190
Minneapolis, MN 55428
cell: (610) 533-0024
office: (763) 493-9380
daustin@certifiedcirus.com
www.certifiedcirus.com

Dave Austin
Director of Sales

Jerry V. Armentrout

Sales Manager
jerry@clarksburgmack.com



Clarksburg Mack Sales & Service, Inc.
1481 Shinnston Pike
Clarksburg, West Virginia 26301
USA

MAIN +800 288 7661
MOBILE +304 203 5007
FAX +304 622 2908

clarksburgmack.com



Bill Carey
Territory Sales Manager

26495 Southpoint Road
Perrysburg, OH 43551
cell: (717) 350-0258
toll free: (800) 374-7411
fax: (866) 620-6820
wcarey@certifiedpower.com
www.certifiedpowersolutions.com



Certified Power Inc.
THE POWER TO MOVE.

Monroe Truck Equipment
1051 W. 7th Street
Monroe, WI 53566

USA 888-878-8777
MOBILE 913-485-5988
FAX 608-329-8521

dtaylor@monroetruck.com
www.monroetruck.com



DAVID TAYLOR
Southern Region Sales Manager
Commercial Vehicles & Modifications



"We Service What We Sell"

Mike Slade
BOBBY SLADE
~~Senior Sales Engineer~~

Corporate Headquarters
322 Dry Hill Road
Beckley, WV 25801
304-254-7827 Office
304-320-6748 Cell
304-254-9007 Fax

bslade@heritagetrks.com



Corporate Headquarters
P.O. Box 1304 3rd & Ann Street
Parkersburg, WV 26102-1304
mathenymotors.com
mmatheny@mathenymotors.com

Mike Matheny
CEO

304-485-4418 x1601 TEL • 800-284-4418 TOLL FREE
304-482-8644 CELL • 304-295-9801 HOME
304-485-2577 FAX



"We Service What We Sell"

BOBBY SLADE
Senior Sales Engineer

Corporate Headquarters
322 Dry Hill Road
Beckley, WV 25801
304-254-7827 Office
304-320-6748 Cell
304-254-9007 Fax

bslade@heritagetrks.com



4125 1st Avenue
Nitro, WV 25143

Jack Cummings
Commercial Sales Consultant
jcummings@mathenymotors.com
304.769.5860 x3601 TEL
877.986.4876 TOLL FREE
304.539.3817 CELL
www.mathenymotors.com



Randy Terrell

Corporate Headquarter:
P.O. Box 1304 3rd & Ann Street
Parkersburg, WV 26102-1304
mathenymotors.com
mmatheny@mathenymotors.com

Mike Matheny
CEO

304-485-4418 x1601 TEL • 800-284-4418 TOLL FREE
304-482-8644 CELL • 304-295-9801 HOME
304-485-2577 FAX



Purchasing Division
 2019 Washington Street East
 Post Office Box 50130
 Charleston, WV 25305-0130

State of West Virginia
 Request for Quotation
 36 – Vehicles

Proc Folder: 413604

Doc Description: ADDENDUM_1: Class 371 41,000 GVWR Single Axle Dump Truck

Proc Type: Central Master Agreement

Date Issued	Solicitation Closes	Solicitation No	Version
2018-02-05	2018-03-08 13:30:00	CRFQ 0803 DOT1800000052	2

BID RECEIVING LOCATION

BID CLERK
 DEPARTMENT OF ADMINISTRATION
 PURCHASING DIVISION
 2019 WASHINGTON ST E
 CHARLESTON WV 25305
 US

VENDOR

Vendor Name, Address and Telephone Number:

Worldwide Equipment
 5650 US RT 60 East
 Huntington, WV 25705
 304-345-2490

FOR INFORMATION CONTACT THE BUYER

Mark A Atkins
 (304) 558-2307
 mark.a.atkins@wv.gov

Signature X

FEIN # 45-1024981

DATE 3-15-18

All offers subject to all terms and conditions contained in this solicitation

ADDITIONAL INFORMATION:

ADDENDUM_1: Is issued for the following:

1. To move the bid opening date from 03/01/2018 to 03/08/2018 at 1:30pm EST.
2. To move the Technical Questioning deadline period from 02/21/2018 to 02//2018 due by 2:00pm EST.

No other changes made.

The West Virginia Purchasing Division is soliciting bids on behalf of the West Virginia Division of Highways (WVDOH), the West Virginia Department of Transportation (WVDOT), to establish an open-end contract for a 41,000 GVWR Single Axle Dump Truck with Hydraulic System, Snow Plow, and V-Box Spreader per attached documents

MANDATORY PRE-BID MEETING:

DATE: 02/22/2018
TIME: 10:00am EST

LOCATION:
WVDOH
EQUIPMENT DIVISION
83 BRUSHY FORK RD CROSSING
BUCKHANNON, WV 26201

INVOICE TO		SHIP TO	
DIVISION OF HIGHWAYS EQUIPMENT DIVISION RT 33 83 BRUSHY ROAD CROSSING, PO BOX 610 BUCKHANNON WV26201 US		DIVISION OF HIGHWAYS EQUIPMENT DIVISION 83 BRUSHY FORK RD CROSSING BUCKHANNON WV 26201 US	

Line	Comm Ln Desc	Qty	Unit Issue	Unit Price	Total Price
1	Vendor shall use Exhibit_A Pricing Page for bid pricing.	0.00000	EA		

Comm Code	Manufacturer	Specification	Model #
25101601			

Extended Description :

Note: Vendor shall use Exhibit_A Pricing Page for bid pricing.
If vendor is submitting a bid online, Vendor should enter \$0.00 in the Oasis commodity line.
Vendor shall enter pricing into the Exhibit_A Pricing Page and must attach with bid.
See section 18 of Instructions to Bidders.

SCHEDULE OF EVENTS

Line	Event	Event Date
1	Mandatory Pre-Bid Meeting 10:00am:	2018-02-22
2	Technical Questions due by 2:00pm:	2018-02-28

DOT1800000052	Document Phase Final	Document Description ADDENDUM_1: Class 371 41,000 GVWR Single Axle Dump Truck	Page 3 of 3
----------------------	--------------------------------	--	------------------------------

ADDITIONAL TERMS AND CONDITIONS

See attached document(s) for additional Terms and Conditions



Purchasing Division
 2019 Washington Street East
 Post Office Box 50130
 Charleston, WV 25305-0130

State of West Virginia
 Request for Quotation
 36 - Vehicles

Proc Folder: 413604

Doc Description: ADDENDUM_1: Class 371 41,000 GVWR Single Axle Dump Truck

Proc Type: Central Master Agreement

Date Issued	Solicitation Closes	Solicitation No	Version
2018-02-05	2018-03-08 13:30:00	CRFQ 0803 DOT1800000052	2

BID RECEIVING LOCATION

BID CLERK
 DEPARTMENT OF ADMINISTRATION
 PURCHASING DIVISION
 2019 WASHINGTON ST E
 CHARLESTON WV 25305
 US

VENDOR

Vendor Name, Address and Telephone Number:

Worldwide Equipment
 5650 US RT 60 East
 Huntington, WV 25705
 304-345-2490

FOR INFORMATION CONTACT THE BUYER

Mark A Atkins
 (304) 558-2307
 mark.a.atkins@wv.gov

Signature X

FEIN # 45-1024981

DATE

3-15-18

All offers subject to all terms and conditions contained in this solicitation

ADDITIONAL INFORMATION:

ADDENDUM_1: Is issued for the following:

1. To move the bid opening date from 03/01/2018 to 03/08/2018 at 1:30pm EST.
2. To move the Technical Questioning deadline period from 02/21/2018 to 02//2018 due by 2:00pm EST.

No other changes made.

The West Virginia Purchasing Division is soliciting bids on behalf of the West Virginia Division of Highways (WVDOH), the West Virginia Department of Transportation (WVDOT), to establish an open-end contract for a 41,000 GVWR Single Axle Dump Truck with Hydraulic System, Snow Plow, and V-Box Spreader per attached documents

MANDATORY PRE-BID MEETING:

DATE: 02/22/2018
TIME: 10:00am EST

LOCATION:
WVDOH
EQUIPMENT DIVISION
83 BRUSHY FORK RD CROSSING
BUCKHANNON, WV 26201

INVOICE TO:		SHIP TO:	
DIVISION OF HIGHWAYS EQUIPMENT DIVISION RT 33 83 BRUSHY ROAD CROSSING, PO BOX 610 BUCKHANNON WV26201 US		DIVISION OF HIGHWAYS EQUIPMENT DIVISION 83 BRUSHY FORK RD CROSSING BUCKHANNON WV 26201 US	

Line	Comm Ln Desc	Qty	Unit Issue	Unit Price	Total Price
1	Vendor shall use Exhibit_A Pricing Page for bid pricing.	0.00000	EA		

Comm Code	Manufacturer	Specification	Model #
25101601			

Extended Description :

Note: Vendor shall use Exhibit_A Pricing Page for bid pricing.
If vendor is submitting a bid online, Vendor should enter \$0.00 in the Oasis commodity line.
Vendor shall enter pricing into the Exhibit_A Pricing Page and must attach with bid.
See section 18 of Instructions to Bidders.

SCHEDULE OF EVENTS

Line	Event	Event Date
1	Mandatory Pre-Bid Meeting 10:00am:	2018-02-22
2	Technical Questions due by 2:00pm:	2018-02-28

SOLICITATION NUMBER: CRFQ 0803 DOT1800000052

Addendum Number: 1

The purpose of this addendum is to modify the solicitation identified as CRFQ 0803 DOT1800000052 ("Solicitation") to reflect the change(s) identified and described below.

Applicable Addendum Category:

- Modify bid opening date and time
- Modify Technical Question due date and time
- Attachment of vendor questions and responses
- Attachment of pre-bid sign-in sheet
- Correction of error
- Other

Description of Modification to Solicitation:

1. To move the bid opening date from 03/01/2018 to 03/08/2018 at 1:30pm EST.
2. To move the Technical Questioning deadline period from 02/21/2018 to 02//2018 due by 2:00pm EST.

No other changes made.

Additional Documentation: Documentation related to this Addendum (if any) has been included herewith as Attachment A and is specifically incorporated herein by reference.

Terms and Conditions:

1. All provisions of the Solicitation and other addenda not modified herein shall remain in full force and effect.
2. Vendor should acknowledge receipt of all addenda issued for this Solicitation by completing an Addendum Acknowledgment, a copy of which is included herewith. Failure to acknowledge addenda may result in bid disqualification. The addendum acknowledgement should be submitted with the bid to expedite document processing.

INSTRUCTIONS TO VENDORS SUBMITTING BIDS

1. REVIEW DOCUMENTS THOROUGHLY: The attached documents contain a solicitation for bids. Please read these instructions and all documents attached in their entirety. These instructions provide critical information about requirements that if overlooked could lead to disqualification of a Vendor's bid. All bids must be submitted in accordance with the provisions contained in these instructions and the Solicitation. Failure to do so may result in disqualification of Vendor's bid.

2. MANDATORY TERMS: The Solicitation may contain mandatory provisions identified by the use of the words "must," "will," and "shall." Failure to comply with a mandatory term in the Solicitation will result in bid disqualification.

3. PREBID MEETING: The item identified below shall apply to this Solicitation.

A pre-bid meeting will not be held prior to bid opening

A **NON-MANDATORY PRE-BID** meeting will be held at the following place and time:

A **MANDATORY PRE-BID** meeting will be held at the following place and time:

WV DIVISION OF HIGHWAYS
EQUIPMENT DIVISION
83 BRUSHY FORK RD CROSSING
BUCKHANNON, WV 26201

DATE: 02/22/2018

TIME: 10:00 A.M.

All Vendors submitting a bid must attend the mandatory pre-bid meeting. Failure to attend the mandatory pre-bid meeting shall result in disqualification of the Vendor's bid. No one person attending the pre-bid meeting may represent more than one Vendor.

An attendance sheet provided at the pre-bid meeting shall serve as the official document verifying attendance. The State will not accept any other form of proof or documentation to verify attendance. Any person attending the pre-bid meeting on behalf of a Vendor must list on the attendance sheet his or her name and the name of the Vendor he or she is representing.

Additionally, the person attending the pre-bid meeting should include the Vendor's E-Mail address, phone number, and Fax number on the attendance sheet. It is the Vendor's responsibility to locate the attendance sheet and provide the required information. Failure to complete the attendance sheet as required may result in disqualification of Vendor's bid.

All Vendors should arrive prior to the starting time for the pre-bid. Vendors who arrive after the starting time but prior to the end of the pre-bid will be permitted to sign in, but are charged with knowing all matters discussed at the pre-bid.

Questions submitted at least five business days prior to a scheduled pre-bid will be discussed at the pre-bid meeting if possible. Any discussions or answers to questions at the pre-bid meeting are preliminary in nature and are non-binding. Official and binding answers to questions will be published in a written addendum to the Solicitation prior to bid opening.

4. VENDOR QUESTION DEADLINE: Vendors may submit questions relating to this Solicitation to the Purchasing Division. Questions must be submitted in writing. All questions must be submitted on or before the date listed below and to the address listed below in order to be considered. A written response will be published in a Solicitation addendum if a response is possible and appropriate. Non-written discussions, conversations, or questions and answers regarding this Solicitation are preliminary in nature and are nonbinding.

Submitted e-mails should have solicitation number in the subject line.

Question Submission Deadline: February 28, 2018 due by 2:00pm EST

Submit Questions to: Mark Atkins, Senior Buyer
2019 Washington Street, East
Charleston, WV 25305
Fax: (304) 558-4115 (Vendors should not use this fax number for bid submission)
Email: Mark.A.Atkins@wv.gov

5. VERBAL COMMUNICATION: Any verbal communication between the Vendor and any State personnel is not binding, including verbal communication at the mandatory pre-bid conference. Only information issued in writing and added to the Solicitation by an official written addendum by the Purchasing Division is binding.

6. BID SUBMISSION: All bids must be submitted electronically through wvOASIS or signed and delivered by the Vendor to the Purchasing Division at the address listed below on or before the date and time of the bid opening. Any bid received by the Purchasing Division staff is considered to be in the possession of the Purchasing Division and will not be returned for any reason. The Purchasing Division will not accept bids, modification of bids, or addendum acknowledgment forms via e-mail. Acceptable delivery methods include electronic submission via wvOASIS, hand delivery, delivery by courier, or facsimile.

The bid delivery address is:
Department of Administration, Purchasing Division
2019 Washington Street East
Charleston, WV 25305-0130

A bid that is not submitted electronically through wvOASIS should contain the information listed below on the face of the envelope or the bid may be rejected by the Purchasing Division.:

SEALED BID: Class 371 Single Axle Dump Truck
BUYER: Mark Atkins, File#33
SOLICITATION NO.: CRFQ 0803 DOT1800000052
BID OPENING DATE: 03/08/2018
BID OPENING TIME: 1:30pm
FAX NUMBER: 304-558-3970

The Purchasing Division may prohibit the submission of bids electronically through wvOASIS at its sole discretion. Such a prohibition will be contained and communicated in the wvOASIS system resulting in the Vendor's inability to submit bids through wvOASIS. Submission of a response to an Expression or Interest or Request for Proposal is not permitted in wvOASIS.

For Request For Proposal ("RFP") Responses Only: In the event that Vendor is responding to a request for proposal, the Vendor shall submit one original technical and one original cost proposal plus ^{N/A} convenience copies of each to the Purchasing Division at the address shown above. Additionally, the Vendor should identify the bid type as either a technical or cost proposal on the face of each bid envelope submitted in response to a request for proposal as follows:

BID TYPE: (This only applies to CRFP)

- Technical
 Cost

7. BID OPENING: Bids submitted in response to this Solicitation will be opened at the location identified below on the date and time listed below. Delivery of a bid after the bid opening date and time will result in bid disqualification. For purposes of this Solicitation, a bid is considered delivered when confirmation of delivery is provided by wvOASIS (in the case of electronic submission) or when the bid is time stamped by the official Purchasing Division time clock (in the case of hand delivery).

Bid Opening Date and Time: March 08, 2018 at 1:30pm EST

Bid Opening Location: Department of Administration, Purchasing Division
2019 Washington Street East
Charleston, WV 25305-0130

8. ADDENDUM ACKNOWLEDGEMENT: Changes or revisions to this Solicitation will be made by an official written addendum issued by the Purchasing Division. Vendor should acknowledge receipt of all addenda issued with this Solicitation by completing an Addendum Acknowledgment Form, a copy of which is included herewith. Failure to acknowledge addenda may result in bid disqualification. The addendum acknowledgement should be submitted with the bid to expedite document processing.

9. BID FORMATTING: Vendor should type or electronically enter the information onto its bid to prevent errors in the evaluation. Failure to type or electronically enter the information may result in bid disqualification.

10. ALTERNATES: Any model, brand, or specification listed in this Solicitation establishes the acceptable level of quality only and is not intended to reflect a preference for, or in any way favor, a particular brand or vendor. Vendors may bid alternates to a listed model or brand provided that the alternate is at least equal to the model or brand and complies with the required specifications. The equality of any alternate being bid shall be determined by the State at its sole discretion. Any Vendor bidding an alternate model or brand should clearly identify the alternate items in its bid and should include manufacturer's specifications, industry literature, and/or any other relevant documentation demonstrating the equality of the alternate items. Failure to provide information for alternate items may be grounds for rejection of a Vendor's bid.

11. EXCEPTIONS AND CLARIFICATIONS: The Solicitation contains the specifications that shall form the basis of a contractual agreement. Vendor shall clearly mark any exceptions, clarifications, or other proposed modifications in its bid. Exceptions to, clarifications of, or modifications of a requirement or term and condition of the Solicitation may result in bid disqualification.

12. COMMUNICATION LIMITATIONS: In accordance with West Virginia Code of State Rules §148-1-6.6, communication with the State of West Virginia or any of its employees regarding this Solicitation during the solicitation, bid, evaluation or award periods, except through the Purchasing Division, is strictly prohibited without prior Purchasing Division approval. Purchasing Division approval for such communication is implied for all agency delegated and exempt purchases.

13. REGISTRATION: Prior to Contract award, the apparent successful Vendor must be properly registered with the West Virginia Purchasing Division and must have paid the \$125 fee, if applicable.

14. UNIT PRICE: Unit prices shall prevail in cases of a discrepancy in the Vendor's bid.

15. PREFERENCE: Vendor Preference may only be granted upon written request and only in accordance with the West Virginia Code § 5A-3-37 and the West Virginia Code of State Rules. A Vendor Preference Certificate form has been attached hereto to allow Vendor to apply for the preference. Vendor's failure to submit the Vendor Preference Certificate form with its bid will result in denial of Vendor Preference. Vendor Preference does not apply to construction projects.

16. SMALL, WOMEN-OWNED, OR MINORITY-OWNED BUSINESSES: For any solicitations publicly advertised for bid, in accordance with West Virginia Code §5A-3-37(a)(7) and W. Va. CSR § 148-22-9, any non-resident vendor certified as a small, women-owned, or minority-owned business under W. Va. CSR § 148-22-9 shall be provided the same preference made available to any resident vendor. Any non-resident small, women-owned, or minority-owned business must identify itself as such in writing, must submit that writing to the Purchasing Division with its bid, and must be properly certified under W. Va. CSR § 148-22-9 prior to contract award to receive the preferences made available to resident vendors. Preference for a non-resident small, women-owned, or minority owned business shall be applied in accordance with W. Va. CSR § 148-22-9.

17. WAIVER OF MINOR IRREGULARITIES: The Director reserves the right to waive minor irregularities in bids or specifications in accordance with West Virginia Code of State Rules § 148-1-4.6.

18. ELECTRONIC FILE ACCESS RESTRICTIONS: Vendor must ensure that its submission in wvOASIS can be accessed and viewed by the Purchasing Division staff immediately upon bid opening. The Purchasing Division will consider any file that cannot be immediately accessed and viewed at the time of the bid opening (such as, encrypted files, password protected files, or incompatible files) to be blank or incomplete as context requires, and are therefore unacceptable. A vendor will not be permitted to unencrypt files, remove password protections, or resubmit documents after bid opening to make a file viewable if those documents are required with the bid. A Vendor may be required to provide document passwords or remove access restrictions to allow the Purchasing Division to print or electronically save documents provided that those documents are viewable by the Purchasing Division prior to obtaining the password or removing the access restriction.

19. NON-RESPONSIBLE: The Purchasing Division Director reserves the right to reject the bid of any vendor as Non-Responsible in accordance with W. Va. Code of State Rules § 148-1-5.3, when the Director determines that the vendor submitting the bid does not have the capability to fully perform, or lacks the integrity and reliability to assure good-faith performance.”

20. ACCEPTANCE/REJECTION: The State may accept or reject any bid in whole, or in part in accordance with W. Va. Code of State Rules § 148-1-4.5. and § 148-1-6.4.b.”

21. YOUR SUBMISSION IS A PUBLIC DOCUMENT: Vendor’s entire response to the Solicitation and the resulting Contract are public documents. As public documents, they will be disclosed to the public following the bid/proposal opening or award of the contract, as required by the competitive bidding laws of West Virginia Code §§ 5A-3-1 et seq., 5-22-1 et seq., and 5G-1-1 et seq. and the Freedom of Information Act West Virginia Code §§ 29B-1-1 et seq.

DO NOT SUBMIT MATERIAL YOU CONSIDER TO BE CONFIDENTIAL, A TRADE SECRET, OR OTHERWISE NOT SUBJECT TO PUBLIC DISCLOSURE.

Submission of any bid, proposal, or other document to the Purchasing Division constitutes your explicit consent to the subsequent public disclosure of the bid, proposal, or document. The Purchasing Division will disclose any document labeled "confidential," "proprietary," "trade secret," "private," or labeled with any other claim against public disclosure of the documents, to include any "trade secrets" as defined by West Virginia Code § 47-22-1 et seq. All submissions are subject to public disclosure without notice.

22. INTERESTED PARTY DISCLOSURE: W. Va. Code § 6D-1-2 requires that for contracts with an actual or estimated value of at least \$100,000, the vendor must submit to the Purchasing Division a disclosure of interested parties to the contract, prior to contract award. That disclosure must occur on the form prescribed and approved by the WV Ethics Commission. A copy of that form is included with this solicitation or can be obtained from the WV Ethics Commission. "Interested parties" means: (1) A business entity performing work or service pursuant to, or in furtherance of, the applicable contract, including specifically sub-contractors; (2) the person(s) who have an ownership interest equal to or greater than 25% in the business entity performing work or service pursuant to, or in furtherance of, the applicable contract; and (3) the person or business entity, if any, that served as a compensated broker or intermediary to actively facilitate the applicable contract or negotiated the terms of the applicable contract with the state agency: Provided, That subdivision (2) shall be inapplicable if a business entity is a publicly traded company: Provided, however, That subdivision (3) shall not include persons or business entities performing legal services related to the negotiation or drafting of the applicable contract.



JOHN A. MYERS
CABINET SECRETARY

STATE OF WEST VIRGINIA
DEPARTMENT OF ADMINISTRATION
PURCHASING DIVISION
2019 WASHINGTON STREET, EAST
CHARLESTON, WEST VIRGINIA 25305-0130

W. MICHAEL SHEETS
DIRECTOR

State of West Virginia Bid Opportunity

Solicitation Type	CRFQ
Solicitation No.	DOT1800000052
Description:	Class 371 41,000 GVWR Single Axle Dump Truck w/Accessories
Deadline for Q&A:	02/21/18
Mandatory Bid Conference:	02/15/18
Bid Closing Date and Time:	03/01/18 1:30 PM EST

Dear Potential Bidder:

Your business has been identified as a potential vendor by the requesting agency for the solicitation noted above.

Should your business be interested in this bid opportunity, please visit www.wvOASIS.gov, and click on the Vendor Self Service (VSS) Portal. At the welcome screen, please review any announcements and log into your account or click on the "Public Access" button in the bottom left of the page in order to view the *West Virginia Purchasing Bulletin*. At the *West Virginia Purchasing Bulletin* page, you may view all bid opportunities or you may search for the solicitation noted above by typing the solicitation number in the "keyword search" box. All modifications to solicitations prior to award will be noted as an "addendum" and also available at this same location.

The *West Virginia Purchasing Bulletin* lists all bid opportunities more than \$5,000 for the state of West Virginia. Solicitations prefaced with an "A" are agency-delegated bid opportunities expected to be \$25,000 or less; those prefaced with an "C" are central Purchasing Division solicitations expected to exceed \$25,000.

Additional information may be accessed by clicking on the summary or details of the solicitation.

Should you decide to bid on this opportunity, you may submit a bid through the acceptable delivery methods including electronic submission via *wvOASIS* system, hand delivery, delivery by courier, or by facsimile; however, the Purchasing Division cannot accept bids via electronic mail.

Thank you for your interest in doing business with the State of West Virginia. Should you have any questions regarding becoming a registered vendor with the Purchasing Division, please visit our vendor registration webpage at <http://www.state.wv.us/admin/purchase/VendorReg.html>.

West Virginia Purchasing Division
WVPurchasing.gov

State of West Virginia

VENDOR PREFERENCE CERTIFICATE

Certification and application is hereby made for Preference in accordance with **West Virginia Code**, §5A-3-37. (Does not apply to construction contracts). **West Virginia Code**, §5A-3-37, provides an opportunity for qualifying vendors to request (at the time of bid) preference for their residency status. Such preference is an evaluation method only and will be applied only to the cost bid in accordance with the **West Virginia Code**. This certificate for application is to be used to request such preference. The Purchasing Division will make the determination of the Vendor Preference, if applicable.

1. Application is made for 2.5% vendor preference for the reason checked:

- Bidder is an individual resident vendor and has resided continuously in West Virginia, or bidder is a partnership, association or corporation resident vendor and has maintained its headquarters or principal place of business continuously in West Virginia, for four (4) years immediately preceding the date of this certification; or,
- Bidder is a resident vendor partnership, association, or corporation with at least eighty percent of ownership interest of bidder held by another entity that meets the applicable four year residency requirement; or,
- Bidder is a nonresident vendor which has an affiliate or subsidiary which employs a minimum of one hundred state residents and which has maintained its headquarters or principal place of business within West Virginia continuously for the four (4) years immediately preceding the date of this certification; or,

2. Application is made for 2.5% vendor preference for the reason checked:

- Bidder is a resident vendor who certifies that, during the life of the contract, on average at least 75% of the employees working on the project being bid are residents of West Virginia who have resided in the state continuously for the two years immediately preceding submission of this bid; or,

3. Application is made for 2.5% vendor preference for the reason checked:

- Bidder is a nonresident vendor that employs a minimum of one hundred state residents, or a nonresident vendor which has an affiliate or subsidiary which maintains its headquarters or principal place of business within West Virginia and employs a minimum of one hundred state residents, and for purposes of producing or distributing the commodities or completing the project which is the subject of the bidder's bid and continuously over the entire term of the project, on average at least seventy-five percent of the bidder's employees or the bidder's affiliate's or subsidiary's employees are residents of West Virginia who have resided in the state continuously for the two immediately preceding years and the vendor's bid; or,

4. Application is made for 5% vendor preference for the reason checked:

- Bidder meets either the requirement of both subdivisions (1) and (2) or subdivision (1) and (3) as stated above; or,

5. Application is made for 3.5% vendor preference who is a veteran for the reason checked:

- Bidder is an individual resident vendor who is a veteran of the United States armed forces, the reserves or the National Guard and has resided in West Virginia continuously for the four years immediately preceding the date on which the bid is submitted; or,

6. Application is made for 3.5% vendor preference who is a veteran for the reason checked:

- Bidder is a resident vendor who is a veteran of the United States armed forces, the reserves or the National Guard, if, for purposes of producing or distributing the commodities or completing the project which is the subject of the vendor's bid and continuously over the entire term of the project, on average at least seventy-five percent of the vendor's employees are residents of West Virginia who have resided in the state continuously for the two immediately preceding years.

7. Application is made for preference as a non-resident small, women- and minority-owned business, in accordance with *West Virginia Code* §5A-3-59 and *West Virginia Code of State Rules*.

- Bidder has been or expects to be approved prior to contract award by the Purchasing Division as a certified small, women- and minority-owned business.

Bidder understands if the Secretary of Revenue determines that a Bidder receiving preference has failed to continue to meet the requirements for such preference, the Secretary may order the Director of Purchasing to: (a) rescind the contract or purchase order; or (b) assess a penalty against such Bidder in an amount not to exceed 5% of the bid amount and that such penalty will be paid to the contracting agency or deducted from any unpaid balance on the contract or purchase order.

By submission of this certificate, Bidder agrees to disclose any reasonably requested information to the Purchasing Division and authorizes the Department of Revenue to disclose to the Director of Purchasing appropriate information verifying that Bidder has paid the required business taxes, provided that such information does not contain the amounts of taxes paid nor any other information deemed by the Tax Commissioner to be confidential.

Bidder hereby certifies that this certificate is true and accurate in all respects; and that if a contract is issued to Bidder and if anything contained within this certificate changes during the term of the contract, Bidder will notify the Purchasing Division in writing immediately.

Bidder: Worldwide Equipment

Signed: 

Date: 3-15-18

Title: Regional Sales Manager

West Virginia Ethics Commission



Disclosure of Interested Parties to Contracts

Pursuant to *W. Va. Code* § 6D-1-2, a state agency may not enter into a contract, or a series of related contracts, that has/have an actual or estimated value of \$100,000 or more until the business entity submits to the contracting state agency a Disclosure of Interested Parties to the applicable contract. In addition, the business entity awarded a contract is obligated to submit a supplemental Disclosure of Interested Parties reflecting any new or differing interested parties to the contract within 30 days following the completion or termination of the applicable contract.

For purposes of complying with these requirements, the following definitions apply:

"Business entity" means any entity recognized by law through which business is conducted, including a sole proprietorship, partnership or corporation.

"Interested party" or *"Interested parties"* means:

- (1) A business entity performing work or service pursuant to, or in furtherance of, the applicable contract, including specifically sub-contractors;
- (2) the person(s) who have an ownership interest equal to or greater than 25% in the business entity performing work or service pursuant to, or in furtherance of, the applicable contract. (This subdivision does not apply to a publicly traded company); and
- (3) the person or business entity, if any, that served as a compensated broker or intermediary to actively facilitate the applicable contract or negotiated the terms of the applicable contract with the state agency. (This subdivision does not apply to persons or business entities performing legal services related to the negotiation or drafting of the applicable contract.)

"State agency" means a board, commission, office, department or other agency in the executive, judicial or legislative branch of state government, including publicly funded institutions of higher education: Provided, that for purposes of *W. Va. Code* § 6D-1-2, the West Virginia Investment Management Board shall not be deemed a state agency nor subject to the requirements of that provision.

The contracting business entity must complete this form and submit it to the contracting state agency prior to contract award and to complete another form within 30 days of contract completion or termination.

This form was created by the State of West Virginia Ethics Commission, 210 Brooks Street, Suite 300, Charleston, WV 25301-1804. Telephone: (304)558-0664; fax: (304)558-2169; e-mail: ethics@wv.gov; website: www.ethics.wv.gov.

West Virginia Ethics Commission
Disclosure of Interested Parties to Contracts

(Required by *W. Va. Code* § 6D-1-2)

Contracting Business Entity: Worldwide Equipment **Address:** 5650 US RT 60 East
Huntington, WV 25705

Authorized Agent: Matt Cochran **Address:** Same

Contract Number: CRFQ 0803 DOT1800000052 **Contract Description:** Single Axel Dump Truck

Governmental agency awarding contract: State of WV

Check here if this is a Supplemental Disclosure

List the Names of Interested Parties to the contract which are known or reasonably anticipated by the contracting business entity for each category below (*attach additional pages if necessary*):

1. Subcontractors or other entities performing work or service under the Contract

Check here if none, otherwise list entity/individual names below.

Navistar

2. Any person or entity who owns 25% or more of contracting entity (not applicable to publicly traded entities)

Check here if none, otherwise list entity/individual names below.

Terry Dotson

3. Any person or entity that facilitated, or negotiated the terms of, the applicable contract (excluding legal services related to the negotiation or drafting of the applicable contract)

Check here if none, otherwise list entity/individual names below.

Signature:  Date Signed: 3/15/18

Notary Verification


State of West Virginia, County of Kanawha:

I, Matt Cochran, the authorized agent of the contracting business entity listed above, being duly sworn, acknowledge that the Disclosure herein is being made under oath and under the penalty of perjury.

Taken, sworn to and subscribed before me this 15th day of March, 2018


Notary Public's Signature

To be completed by State Agency:
Date Received by State Agency: _____
Date submitted to Ethics Commission: _____
Governmental agency submitting Disclosure: _____



INSTRUCTIONS TO VENDORS SUBMITTING BIDS

1. REVIEW DOCUMENTS THOROUGHLY: The attached documents contain a solicitation for bids. Please read these instructions and all documents attached in their entirety. These instructions provide critical information about requirements that if overlooked could lead to disqualification of a Vendor's bid. All bids must be submitted in accordance with the provisions contained in these instructions and the Solicitation. Failure to do so may result in disqualification of Vendor's bid.

2. MANDATORY TERMS: The Solicitation may contain mandatory provisions identified by the use of the words "must," "will," and "shall." Failure to comply with a mandatory term in the Solicitation will result in bid disqualification.

3. PREBID MEETING: The item identified below shall apply to this Solicitation.

A pre-bid meeting will not be held prior to bid opening

A **NON-MANDATORY PRE-BID** meeting will be held at the following place and time:

A **MANDATORY PRE-BID** meeting will be held at the following place and time:

WV DIVISION OF HIGHWAYS
EQUIPMENT DIVISION
83 BRUSHY FORK RD CROSSING
BUCKHANNON, WV 26201

DATE: 02/15/2018

TIME: 10:00 A.M.

All Vendors submitting a bid must attend the mandatory pre-bid meeting. Failure to attend the mandatory pre-bid meeting shall result in disqualification of the Vendor's bid. No one person attending the pre-bid meeting may represent more than one Vendor.

An attendance sheet provided at the pre-bid meeting shall serve as the official document verifying attendance. The State will not accept any other form of proof or documentation to verify attendance. Any person attending the pre-bid meeting on behalf of a Vendor must list on the attendance sheet his or her name and the name of the Vendor he or she is representing.

Additionally, the person attending the pre-bid meeting should include the Vendor's E-Mail address, phone number, and Fax number on the attendance sheet. It is the Vendor's responsibility to locate the attendance sheet and provide the required information. Failure to complete the attendance sheet as required may result in disqualification of Vendor's bid.

All Vendors should arrive prior to the starting time for the pre-bid. Vendors who arrive after the starting time but prior to the end of the pre-bid will be permitted to sign in, but are charged with knowing all matters discussed at the pre-bid.

Questions submitted at least five business days prior to a scheduled pre-bid will be discussed at the pre-bid meeting if possible. Any discussions or answers to questions at the pre-bid meeting are preliminary in nature and are non-binding. Official and binding answers to questions will be published in a written addendum to the Solicitation prior to bid opening.

4. VENDOR QUESTION DEADLINE: Vendors may submit questions relating to this Solicitation to the Purchasing Division. Questions must be submitted in writing. All questions must be submitted on or before the date listed below and to the address listed below in order to be considered. A written response will be published in a Solicitation addendum if a response is possible and appropriate. Non-written discussions, conversations, or questions and answers regarding this Solicitation are preliminary in nature and are nonbinding.

Submitted e-mails should have solicitation number in the subject line.

Question Submission Deadline: February 21, 2018 due by 2:00pm EST

Submit Questions to: Mark Atkins, Senior Buyer
2019 Washington Street, East
Charleston, WV 25305
Fax: (304) 558-4115 (Vendors should not use this fax number for bid submission)
Email: Mark.A.Atkins@wv.gov

5. VERBAL COMMUNICATION: Any verbal communication between the Vendor and any State personnel is not binding, including verbal communication at the mandatory pre-bid conference. Only information issued in writing and added to the Solicitation by an official written addendum by the Purchasing Division is binding.

6. BID SUBMISSION: All bids must be submitted electronically through wvOASIS or signed and delivered by the Vendor to the Purchasing Division at the address listed below on or before the date and time of the bid opening. Any bid received by the Purchasing Division staff is considered to be in the possession of the Purchasing Division and will not be returned for any reason. The Purchasing Division will not accept bids, modification of bids, or addendum acknowledgment forms via e-mail. Acceptable delivery methods include electronic submission via wvOASIS, hand delivery, delivery by courier, or facsimile.

The bid delivery address is:
Department of Administration, Purchasing Division
2019 Washington Street East
Charleston, WV 25305-0130

A bid that is not submitted electronically through wvOASIS should contain the information listed below on the face of the envelope or the bid may be rejected by the Purchasing Division.:

SEALED BID: Class 371 Single Axle Dump Truck
BUYER: Mark Atkins, File#33
SOLICITATION NO.: CRFQ 0803 DOT1800000052
BID OPENING DATE: 03/01/2018
BID OPENING TIME: 1:30pm
FAX NUMBER: 304-558-3970

The Purchasing Division may prohibit the submission of bids electronically through wvOASIS at its sole discretion. Such a prohibition will be contained and communicated in the wvOASIS system resulting in the Vendor's inability to submit bids through wvOASIS. Submission of a response to an Expression of Interest or Request for Proposal is not permitted in wvOASIS.

For Request For Proposal ("RFP") Responses Only: In the event that Vendor is responding to a request for proposal, the Vendor shall submit one original technical and one original cost proposal plus N/A convenience copies of each to the Purchasing Division at the address shown above. Additionally, the Vendor should identify the bid type as either a technical or cost proposal on the face of each bid envelope submitted in response to a request for proposal as follows:

BID TYPE: (This only applies to CRFP)

Technical

Cost

7. BID OPENING: Bids submitted in response to this Solicitation will be opened at the location identified below on the date and time listed below. Delivery of a bid after the bid opening date and time will result in bid disqualification. For purposes of this Solicitation, a bid is considered delivered when confirmation of delivery is provided by wvOASIS (in the case of electronic submission) or when the bid is time stamped by the official Purchasing Division time clock (in the case of hand delivery).

Bid Opening Date and Time: March 01, 2018 at 1:30pm EST

Bid Opening Location: Department of Administration, Purchasing Division
2019 Washington Street East
Charleston, WV 25305-0130

8. ADDENDUM ACKNOWLEDGEMENT: Changes or revisions to this Solicitation will be made by an official written addendum issued by the Purchasing Division. Vendor should acknowledge receipt of all addenda issued with this Solicitation by completing an Addendum Acknowledgment Form, a copy of which is included herewith. Failure to acknowledge addenda may result in bid disqualification. The addendum acknowledgement should be submitted with the bid to expedite document processing.

9. BID FORMATTING: Vendor should type or electronically enter the information onto its bid to prevent errors in the evaluation. Failure to type or electronically enter the information may result in bid disqualification.

10. ALTERNATES: Any model, brand, or specification listed in this Solicitation establishes the acceptable level of quality only and is not intended to reflect a preference for, or in any way favor, a particular brand or vendor. Vendors may bid alternates to a listed model or brand provided that the alternate is at least equal to the model or brand and complies with the required specifications. The equality of any alternate being bid shall be determined by the State at its sole discretion. Any Vendor bidding an alternate model or brand should clearly identify the alternate items in its bid and should include manufacturer's specifications, industry literature, and/or any other relevant documentation demonstrating the equality of the alternate items. Failure to provide information for alternate items may be grounds for rejection of a Vendor's bid.

11. EXCEPTIONS AND CLARIFICATIONS: The Solicitation contains the specifications that shall form the basis of a contractual agreement. Vendor shall clearly mark any exceptions, clarifications, or other proposed modifications in its bid. Exceptions to, clarifications of, or modifications of a requirement or term and condition of the Solicitation may result in bid disqualification.

12. COMMUNICATION LIMITATIONS: In accordance with West Virginia Code of State Rules §148-1-6.6, communication with the State of West Virginia or any of its employees regarding this Solicitation during the solicitation, bid, evaluation or award periods, except through the Purchasing Division, is strictly prohibited without prior Purchasing Division approval. Purchasing Division approval for such communication is implied for all agency delegated and exempt purchases.

13. REGISTRATION: Prior to Contract award, the apparent successful Vendor must be properly registered with the West Virginia Purchasing Division and must have paid the \$125 fee, if applicable.

14. UNIT PRICE: Unit prices shall prevail in cases of a discrepancy in the Vendor's bid.

15. PREFERENCE: Vendor Preference may only be granted upon written request and only in accordance with the West Virginia Code § 5A-3-37 and the West Virginia Code of State Rules. A Vendor Preference Certificate form has been attached hereto to allow Vendor to apply for the preference. Vendor's failure to submit the Vendor Preference Certificate form with its bid will result in denial of Vendor Preference. Vendor Preference does not apply to construction projects.

16. SMALL, WOMEN-OWNED, OR MINORITY-OWNED BUSINESSES: For any solicitations publicly advertised for bid, in accordance with West Virginia Code §5A-3-37(a)(7) and W. Va. CSR § 148-22-9, any non-resident vendor certified as a small, women-owned, or minority-owned business under W. Va. CSR § 148-22-9 shall be provided the same preference made available to any resident vendor. Any non-resident small, women-owned, or minority-owned business must identify itself as such in writing, must submit that writing to the Purchasing Division with its bid, and must be properly certified under W. Va. CSR § 148-22-9 prior to contract award to receive the preferences made available to resident vendors. Preference for a non-resident small, women-owned, or minority owned business shall be applied in accordance with W. Va. CSR § 148-22-9.

17. WAIVER OF MINOR IRREGULARITIES: The Director reserves the right to waive minor irregularities in bids or specifications in accordance with West Virginia Code of State Rules § 148-1-4.6.

18. ELECTRONIC FILE ACCESS RESTRICTIONS: Vendor must ensure that its submission in wvOASIS can be accessed and viewed by the Purchasing Division staff immediately upon bid opening. The Purchasing Division will consider any file that cannot be immediately accessed and viewed at the time of the bid opening (such as, encrypted files, password protected files, or incompatible files) to be blank or incomplete as context requires, and are therefore unacceptable. A vendor will not be permitted to unencrypt files, remove password protections, or resubmit documents after bid opening to make a file viewable if those documents are required with the bid. A Vendor may be required to provide document passwords or remove access restrictions to allow the Purchasing Division to print or electronically save documents provided that those documents are viewable by the Purchasing Division prior to obtaining the password or removing the access restriction.

19. NON-RESPONSIBLE: The Purchasing Division Director reserves the right to reject the bid of any vendor as Non-Responsible in accordance with W. Va. Code of State Rules § 148-1-5.3, when the Director determines that the vendor submitting the bid does not have the capability to fully perform, or lacks the integrity and reliability to assure good-faith performance.”

20. ACCEPTANCE/REJECTION: The State may accept or reject any bid in whole, or in part in accordance with W. Va. Code of State Rules § 148-1-4.5. and § 148-1-6.4.b.”

21. YOUR SUBMISSION IS A PUBLIC DOCUMENT: Vendor’s entire response to the Solicitation and the resulting Contract are public documents. As public documents, they will be disclosed to the public following the bid/proposal opening or award of the contract, as required by the competitive bidding laws of West Virginia Code §§ 5A-3-1 et seq., 5-22-1 et seq., and 5G-1-1 et seq. and the Freedom of Information Act West Virginia Code §§ 29B-1-1 et seq.

DO NOT SUBMIT MATERIAL YOU CONSIDER TO BE CONFIDENTIAL, A TRADE SECRET, OR OTHERWISE NOT SUBJECT TO PUBLIC DISCLOSURE.

Submission of any bid, proposal, or other document to the Purchasing Division constitutes your explicit consent to the subsequent public disclosure of the bid, proposal, or document. The Purchasing Division will disclose any document labeled “confidential,” “proprietary,” “trade secret,” “private,” or labeled with any other claim against public disclosure of the documents, to include any “trade secrets” as defined by West Virginia Code § 47-22-1 et seq. All submissions are subject to public disclosure without notice.

22. INTERESTED PARTY DISCLOSURE: W. Va. Code § 6D-1-2 requires that for contracts with an actual or estimated value of at least \$100,000, the vendor must submit to the Purchasing Division a disclosure of interested parties to the contract, prior to contract award. That disclosure must occur on the form prescribed and approved by the WV Ethics Commission. A copy of that form is included with this solicitation or can be obtained from the WV Ethics Commission. "Interested parties" means: (1) A business entity performing work or service pursuant to, or in furtherance of, the applicable contract, including specifically sub-contractors; (2) the person(s) who have an ownership interest equal to or greater than 25% in the business entity performing work or service pursuant to, or in furtherance of, the applicable contract; and (3) the person or business entity, if any, that served as a compensated broker or intermediary to actively facilitate the applicable contract or negotiated the terms of the applicable contract with the state agency: Provided, That subdivision (2) shall be inapplicable if a business entity is a publicly traded company: Provided, however, That subdivision (3) shall not include persons or business entities performing legal services related to the negotiation or drafting of the applicable contract.

GENERAL TERMS AND CONDITIONS:

1. CONTRACTUAL AGREEMENT: Issuance of a Award Document signed by the Purchasing Division Director, or his designee, and approved as to form by the Attorney General's office constitutes acceptance of this Contract made by and between the State of West Virginia and the Vendor. Vendor's signature on its bid signifies Vendor's agreement to be bound by and accept the terms and conditions contained in this Contract.

2. DEFINITIONS: As used in this Solicitation/Contract, the following terms shall have the meanings attributed to them below. Additional definitions may be found in the specifications included with this Solicitation/Contract.

2.1. "Agency" or "Agencies" means the agency, board, commission, or other entity of the State of West Virginia that is identified on the first page of the Solicitation or any other public entity seeking to procure goods or services under this Contract.

2.2. "Bid" or "Proposal" means the vendors submitted response to this solicitation.

2.3. "Contract" means the binding agreement that is entered into between the State and the Vendor to provide the goods or services requested in the Solicitation.

2.4. "Director" means the Director of the West Virginia Department of Administration, Purchasing Division.

2.5. "Purchasing Division" means the West Virginia Department of Administration, Purchasing Division.

2.6. "Award Document" means the document signed by the Agency and the Purchasing Division, and approved as to form by the Attorney General, that identifies the Vendor as the contract holder.

2.7. "Solicitation" means the official notice of an opportunity to supply the State with goods or services that is published by the Purchasing Division.

2.8. "State" means the State of West Virginia and/or any of its agencies, commissions, boards, etc. as context requires.

2.9. "Vendor" or "Vendors" means any entity submitting a bid in response to the Solicitation, the entity that has been selected as the lowest responsible bidder, or the entity that has been awarded the Contract as context requires.

3. CONTRACT TERM; RENEWAL; EXTENSION: The term of this Contract shall be determined in accordance with the category that has been identified as applicable to this Contract below:

Term Contract

Initial Contract Term: **Initial Contract Term:** This Contract becomes effective on _____
upon award _____ and extends for a period of One (1) year(s).

Renewal Term: This Contract may be renewed upon the mutual written consent of the Agency, and the Vendor, with approval of the Purchasing Division and the Attorney General's office (Attorney General approval is as to form only). Any request for renewal should be delivered to the Agency and then submitted to the Purchasing Division thirty (30) days prior to the expiration date of the initial contract term or appropriate renewal term. A Contract renewal shall be in accordance with the terms and conditions of the original contract. Unless otherwise specified below, renewal of this Contract is limited to Three (3) successive one (1) year periods or multiple renewal periods of less than one year, provided that the multiple renewal periods do not exceed the total number of months available in all renewal years combined. Automatic renewal of this Contract is prohibited. Renewals must be approved by the Vendor, Agency, Purchasing Division and Attorney General's office (Attorney General approval is as to form only)

Alternate Renewal Term – This contract may be renewed for _____
successive _____ year periods or shorter periods provided that they do not exceed the total number of months contained in all available renewals. Automatic renewal of this Contract is prohibited. Renewals must be approved by the Vendor, Agency, Purchasing Division and Attorney General's office (Attorney General approval is as to form only)

Delivery Order Limitations: In the event that this contract permits delivery orders, a delivery order may only be issued during the time this Contract is in effect. Any delivery order issued within one year of the expiration of this Contract shall be effective for one year from the date the delivery order is issued. No delivery order may be extended beyond one year after this Contract has expired.

Fixed Period Contract: This Contract becomes effective upon Vendor's receipt of the notice to proceed and must be completed within _____ days.

Fixed Period Contract with Renewals: This Contract becomes effective upon Vendor's receipt of the notice to proceed and part of the Contract more fully described in the attached specifications must be completed within _____ days. Upon completion of the work covered by the preceding sentence, the vendor agrees that maintenance, monitoring, or warranty services will be provided for _____ year(s) thereafter.

One Time Purchase: The term of this Contract shall run from the issuance of the Award Document until all of the goods contracted for have been delivered, but in no event will this Contract extend for more than one fiscal year.

Other: See attached.

4. NOTICE TO PROCEED: Vendor shall begin performance of this Contract immediately upon receiving notice to proceed unless otherwise instructed by the Agency. Unless otherwise specified, the fully executed Award Document will be considered notice to proceed.

5. QUANTITIES: The quantities required under this Contract shall be determined in accordance with the category that has been identified as applicable to this Contract below.

Open End Contract: Quantities listed in this Solicitation are approximations only, based on estimates supplied by the Agency. It is understood and agreed that the Contract shall cover the quantities actually ordered for delivery during the term of the Contract, whether more or less than the quantities shown.

Service: The scope of the service to be provided will be more clearly defined in the specifications included herewith.

Combined Service and Goods: The scope of the service and deliverable goods to be provided will be more clearly defined in the specifications included herewith.

One Time Purchase: This Contract is for the purchase of a set quantity of goods that are identified in the specifications included herewith. Once those items have been delivered, no additional goods may be procured under this Contract without an appropriate change order approved by the Vendor, Agency, Purchasing Division, and Attorney General's office.

6. EMERGENCY PURCHASES: The Purchasing Division Director may authorize the Agency to purchase goods or services in the open market that Vendor would otherwise provide under this Contract if those goods or services are for immediate or expedited delivery in an emergency. Emergencies shall include, but are not limited to, delays in transportation or an unanticipated increase in the volume of work. An emergency purchase in the open market, approved by the Purchasing Division Director, shall not constitute a breach of this Contract and shall not entitle the Vendor to any form of compensation or damages. This provision does not excuse the State from fulfilling its obligations under a One Time Purchase contract.

7. REQUIRED DOCUMENTS: All of the items checked below must be provided to the Purchasing Division by the Vendor as specified below.

BID BOND (Construction Only): Pursuant to the requirements contained in W. Va. Code § 5-22-1(c), All Vendors submitting a bid on a construction project shall furnish a valid bid bond in the amount of five percent (5%) of the total amount of the bid protecting the State of West Virginia. The bid bond must be submitted with the bid.

PERFORMANCE BOND: The apparent successful Vendor shall provide a performance bond in the amount of _____. The performance bond must be received by the Purchasing Division prior to Contract award. On construction contracts, the performance bond must be 100% of the Contract value.

LABOR/MATERIAL PAYMENT BOND: The apparent successful Vendor shall provide a labor/material payment bond in the amount of 100% of the Contract value. The labor/material payment bond must be delivered to the Purchasing Division prior to Contract award.

In lieu of the Bid Bond, Performance Bond, and Labor/Material Payment Bond, the Vendor may provide certified checks, cashier's checks, or irrevocable letters of credit. Any certified check, cashier's check, or irrevocable letter of credit provided in lieu of a bond must be of the same amount and delivered on the same schedule as the bond it replaces. A letter of credit submitted in lieu of a performance and labor/material payment bond will only be allowed for projects under \$100,000. Personal or business checks are not acceptable. Notwithstanding the foregoing, West Virginia Code § 5-22-1 (d) mandates that a vendor provide a performance and labor/material payment bond for construction projects. Accordingly, substitutions for the performance and labor/material payment bonds for construction projects is not permitted.

MAINTENANCE BOND: The apparent successful Vendor shall provide a two (2) year maintenance bond covering the roofing system. The maintenance bond must be issued and delivered to the Purchasing Division prior to Contract award.

LICENSE(S) / CERTIFICATIONS / PERMITS: In addition to anything required under the Section entitled Licensing, of the General Terms and Conditions, the apparent successful Vendor shall furnish proof of the following licenses, certifications, and/or permits prior to Contract award, in a form acceptable to the Purchasing Division.

The apparent successful Vendor shall also furnish proof of any additional licenses or certifications contained in the specifications prior to Contract award regardless of whether or not that requirement is listed above.

8. INSURANCE: The apparent successful Vendor shall furnish proof of the insurance identified by a checkmark below prior to Contract award. Subsequent to contract award, and prior to the insurance expiration date, Vendor shall provide the Agency with proof that the insurance mandated herein has been continued. Vendor must also provide Agency with immediate notice of any changes in its insurance policies mandated herein, including but not limited to, policy cancelation, policy reduction, or change in insurers. The insurance coverages identified below must be maintained throughout the life of this contract. The apparent successful Vendor shall also furnish proof of any additional insurance requirements contained in the specifications prior to Contract award regardless of whether or not that insurance requirement is listed in this section.

Vendor must maintain:

Commercial General Liability Insurance in at least an amount of:

\$250,000.00

Automobile Liability Insurance in at least an amount of: _____

Professional/Malpractice/Errors and Omission Insurance in at least an amount of:

Commercial Crime and Third Party Fidelity Insurance in an amount of:

Cyber Liability Insurance in an amount of: _____

Builders Risk Insurance in an amount equal to 100% of the amount of the Contract.

9. WORKERS' COMPENSATION INSURANCE: The apparent successful Vendor shall comply with laws relating to workers compensation, shall maintain workers' compensation insurance when required, and shall furnish proof of workers' compensation insurance upon request.

10. [Reserved]

11. LIQUIDATED DAMAGES: This clause shall in no way be considered exclusive and shall not limit the State or Agency's right to pursue any other available remedy. Vendor shall pay liquidated damages in the amount specified below or as described in the specifications:

_____ for _____

Liquidated Damages Contained in the Specifications

12. ACCEPTANCE: Vendor's signature on its bid, or on the certification and signature page, constitutes an offer to the State that cannot be unilaterally withdrawn, signifies that the product or service proposed by vendor meets the mandatory requirements contained in the Solicitation for that product or service, unless otherwise indicated, and signifies acceptance of the terms and conditions contained in the Solicitation unless otherwise indicated.

13. PRICING: The pricing set forth herein is firm for the life of the Contract, unless specified elsewhere within this Solicitation/Contract by the State. A Vendor's inclusion of price adjustment provisions in its bid, without an express authorization from the State in the Solicitation to do so, may result in bid disqualification.

14. PAYMENT: Payment in advance is prohibited under this Contract. Payment may only be made after the delivery and acceptance of goods or services. The Vendor shall submit invoices, in arrears.

15. PURCHASING CARD ACCEPTANCE: The State of West Virginia currently utilizes a Purchasing Card program, administered under contract by a banking institution, to process payment for goods and services. The Vendor must accept the State of West Virginia's Purchasing Card for payment of all orders under this Contract unless the box below is checked.

Vendor is not required to accept the State of West Virginia's Purchasing Card as payment for all goods and services.

16. TAXES: The Vendor shall pay any applicable sales, use, personal property or any other taxes arising out of this Contract and the transactions contemplated thereby. The State of West Virginia is exempt from federal and state taxes and will not pay or reimburse such taxes.

17. ADDITIONAL FEES: Vendor is not permitted to charge additional fees or assess additional charges that were not either expressly provided for in the solicitation published by the State of West Virginia or included in the unit price or lump sum bid amount that Vendor is required by the solicitation to provide. Including such fees or charges as notes to the solicitation may result in rejection of vendor's bid. Requesting such fees or charges be paid after the contract has been awarded may result in cancellation of the contract.

18. FUNDING: This Contract shall continue for the term stated herein, contingent upon funds being appropriated by the Legislature or otherwise being made available. In the event funds are not appropriated or otherwise made available, this Contract becomes void and of no effect beginning on July 1 of the fiscal year for which funding has not been appropriated or otherwise made available.

19. CANCELLATION: The Purchasing Division Director reserves the right to cancel this Contract immediately upon written notice to the vendor if the materials or workmanship supplied do not conform to the specifications contained in the Contract. The Purchasing Division Director may also cancel any purchase or Contract upon 30 days written notice to the Vendor in accordance with West Virginia Code of State Rules § 148-1-5.2.b.

20. TIME: Time is of the essence with regard to all matters of time and performance in this Contract.

21. APPLICABLE LAW: This Contract is governed by and interpreted under West Virginia law without giving effect to its choice of law principles. Any information provided in specification manuals, or any other source, verbal or written, which contradicts or violates the West Virginia Constitution, West Virginia Code or West Virginia Code of State Rules is void and of no effect.

22. COMPLIANCE WITH LAWS: Vendor shall comply with all applicable federal, state, and local laws, regulations and ordinances. By submitting a bid, Vendor acknowledges that it has reviewed, understands, and will comply with all applicable laws, regulations, and ordinances.

SUBCONTRACTOR COMPLIANCE: Vendor shall notify all subcontractors providing commodities or services related to this Contract that as subcontractors, they too are required to comply with all applicable laws, regulations, and ordinances. Notification under this provision must occur prior to the performance of any work under the contract by the subcontractor.

23. ARBITRATION: Any references made to arbitration contained in this Contract, Vendor's bid, or in any American Institute of Architects documents pertaining to this Contract are hereby deleted, void, and of no effect.

24. MODIFICATIONS: This writing is the parties' final expression of intent. Notwithstanding anything contained in this Contract to the contrary no modification of this Contract shall be binding without mutual written consent of the Agency, and the Vendor, with approval of the Purchasing Division and the Attorney General's office (Attorney General approval is as to form only). Any change to existing contracts that adds work or changes contract cost, and were not included in the original contract, must be approved by the Purchasing Division and the Attorney General's Office (as to form) prior to the implementation of the change or commencement of work affected by the change.

25. WAIVER: The failure of either party to insist upon a strict performance of any of the terms or provision of this Contract, or to exercise any option, right, or remedy herein contained, shall not be construed as a waiver or a relinquishment for the future of such term, provision, option, right, or remedy, but the same shall continue in full force and effect. Any waiver must be expressly stated in writing and signed by the waiving party.

26. SUBSEQUENT FORMS: The terms and conditions contained in this Contract shall supersede any and all subsequent terms and conditions which may appear on any form documents submitted by Vendor to the Agency or Purchasing Division such as price lists, order forms, invoices, sales agreements, or maintenance agreements, and includes internet websites or other electronic documents. Acceptance or use of Vendor's forms does not constitute acceptance of the terms and conditions contained thereon.

27. ASSIGNMENT: Neither this Contract nor any monies due, or to become due hereunder, may be assigned by the Vendor without the express written consent of the Agency, the Purchasing Division, the Attorney General's office (as to form only), and any other government agency or office that may be required to approve such assignments. Notwithstanding the foregoing, Purchasing Division approval may or may not be required on certain agency delegated or exempt purchases.

28. WARRANTY: The Vendor expressly warrants that the goods and/or services covered by this Contract will: (a) conform to the specifications, drawings, samples, or other description furnished or specified by the Agency; (b) be merchantable and fit for the purpose intended; and (c) be free from defect in material and workmanship.

29. STATE EMPLOYEES: State employees are not permitted to utilize this Contract for personal use and the Vendor is prohibited from permitting or facilitating the same.

30. BANKRUPTCY: In the event the Vendor files for bankruptcy protection, the State of West Virginia may deem this Contract null and void, and terminate this Contract without notice.

31. PRIVACY, SECURITY, AND CONFIDENTIALITY: The Vendor agrees that it will not disclose to anyone, directly or indirectly, any such personally identifiable information or other confidential information gained from the Agency, unless the individual who is the subject of the information consents to the disclosure in writing or the disclosure is made pursuant to the Agency's policies, procedures, and rules. Vendor further agrees to comply with the Confidentiality Policies and Information Security Accountability Requirements, set forth in <http://www.state.wv.us/admin/purchase/privacy/default.html>.

32. YOUR SUBMISSION IS A PUBLIC DOCUMENT: Vendor's entire response to the Solicitation and the resulting Contract are public documents. As public documents, they will be disclosed to the public following the bid/proposal opening or award of the contract, as required by the competitive bidding laws of West Virginia Code §§ 5A-3-1 et seq., 5-22-1 et seq., and 5G-1-1 et seq. and the Freedom of Information Act West Virginia Code §§ 29B-1-1 et seq.

DO NOT SUBMIT MATERIAL YOU CONSIDER TO BE CONFIDENTIAL, A TRADE SECRET, OR OTHERWISE NOT SUBJECT TO PUBLIC DISCLOSURE.

Submission of any bid, proposal, or other document to the Purchasing Division constitutes your explicit consent to the subsequent public disclosure of the bid, proposal, or document. The Purchasing Division will disclose any document labeled "confidential," "proprietary," "trade secret," "private," or labeled with any other claim against public disclosure of the documents, to include any "trade secrets" as defined by West Virginia Code § 47-22-1 et seq. All submissions are subject to public disclosure without notice.

33. LICENSING: In accordance with West Virginia Code of State Rules § 148-1-6.1.e, Vendor must be licensed and in good standing in accordance with any and all state and local laws and requirements by any state or local agency of West Virginia, including, but not limited to, the West Virginia Secretary of State's Office, the West Virginia Tax Department, West Virginia Insurance Commission, or any other state agency or political subdivision. Obligations related to political subdivisions may include, but are not limited to, business licensing, business and occupation taxes, inspection compliance, permitting, etc. Upon request, the Vendor must provide all necessary releases to obtain information to enable the Purchasing Division Director or the Agency to verify that the Vendor is licensed and in good standing with the above entities.

SUBCONTRACTOR COMPLIANCE: Vendor shall notify all subcontractors providing commodities or services related to this Contract that as subcontractors, they too are required to be licensed, in good standing, and up-to-date on all state and local obligations as described in this section. Obligations related to political subdivisions may include, but are not limited to, business licensing, business and occupation taxes, inspection compliance, permitting, etc. Notification under this provision must occur prior to the performance of any work under the contract by the subcontractor.

34. ANTITRUST: In submitting a bid to, signing a contract with, or accepting a Award Document from any agency of the State of West Virginia, the Vendor agrees to convey, sell, assign, or transfer to the State of West Virginia all rights, title, and interest in and to all causes of action it may now or hereafter acquire under the antitrust laws of the United States and the State of West Virginia for price fixing and/or unreasonable restraints of trade relating to the particular commodities or services purchased or acquired by the State of West Virginia. Such assignment shall be made and become effective at the time the purchasing agency tenders the initial payment to Vendor.

35. VENDOR CERTIFICATIONS: By signing its bid or entering into this Contract, Vendor certifies (1) that its bid or offer was made without prior understanding, agreement, or connection with any corporation, firm, limited liability company, partnership, person or entity submitting a bid or offer for the same material, supplies, equipment or services; (2) that its bid or offer is in all respects fair and without collusion or fraud; (3) that this Contract is accepted or entered into without any prior understanding, agreement, or connection to any other entity that could be considered a violation of law; and (4) that it has reviewed this Solicitation in its entirety; understands the requirements, terms and conditions, and other information contained herein.

Vendor's signature on its bid or offer also affirms that neither it nor its representatives have any interest, nor shall acquire any interest, direct or indirect, which would compromise the performance of its services hereunder. Any such interests shall be promptly presented in detail to the Agency. The individual signing this bid or offer on behalf of Vendor certifies that he or she is authorized by the Vendor to execute this bid or offer or any documents related thereto on Vendor's behalf; that he or she is authorized to bind the Vendor in a contractual relationship; and that, to the best of his or her knowledge, the Vendor has properly registered with any State agency that may require registration.

36. VENDOR RELATIONSHIP: The relationship of the Vendor to the State shall be that of an independent contractor and no principal-agent relationship or employer-employee relationship is contemplated or created by this Contract. The Vendor as an independent contractor is solely liable for the acts and omissions of its employees and agents. Vendor shall be responsible for selecting, supervising, and compensating any and all individuals employed pursuant to the terms of this Solicitation and resulting contract. Neither the Vendor, nor any employees or subcontractors of the Vendor, shall be deemed to be employees of the State for any purpose whatsoever. Vendor shall be exclusively responsible for payment of employees and contractors for all wages and salaries, taxes, withholding payments, penalties, fees, fringe benefits, professional liability insurance premiums, contributions to insurance and pension, or other deferred compensation plans, including but not limited to, Workers' Compensation and Social Security obligations, licensing fees, etc. and the filing of all necessary documents, forms, and returns pertinent to all of the foregoing.

Vendor shall hold harmless the State, and shall provide the State and Agency with a defense against any and all claims including, but not limited to, the foregoing payments, withholdings, contributions, taxes, Social Security taxes, and employer income tax returns.

37. INDEMNIFICATION: The Vendor agrees to indemnify, defend, and hold harmless the State and the Agency, their officers, and employees from and against: (1) Any claims or losses for services rendered by any subcontractor, person, or firm performing or supplying services, materials, or supplies in connection with the performance of the Contract; (2) Any claims or losses resulting to any person or entity injured or damaged by the Vendor, its officers, employees, or subcontractors by the publication, translation, reproduction, delivery, performance, use, or disposition of any data used under the Contract in a manner not authorized by the Contract, or by Federal or State statutes or regulations; and (3) Any failure of the Vendor, its officers, employees, or subcontractors to observe State and Federal laws including, but not limited to, labor and wage and hour laws.

38. PURCHASING AFFIDAVIT: In accordance with West Virginia Code § 5-22-1(i), the contracting public entity shall not award a contract for a construction project to any bidder that is known to be in default on any monetary obligation owed to the state or a political subdivision of the state, including, but not limited to, obligations related to payroll taxes, property taxes, sales and use taxes, fire service fees, or other fines or fees. Accordingly, prior to contract award, Vendors are required to sign, notarize, and submit the Purchasing Affidavit to the Purchasing Division affirming under oath that it is not in default on any monetary obligation owed to the state or a political subdivision of the state.

39. ADDITIONAL AGENCY AND LOCAL GOVERNMENT USE: This Contract may be utilized by other agencies, spending units, and political subdivisions of the State of West Virginia; county, municipal, and other local government bodies; and school districts (“Other Government Entities”). Any extension of this Contract to the aforementioned Other Government Entities must be on the same prices, terms, and conditions as those offered and agreed to in this Contract, provided that such extension is in compliance with the applicable laws, rules, and ordinances of the Other Government Entity. If the Vendor does not wish to extend the prices, terms, and conditions of its bid and subsequent contract to the Other Government Entities, the Vendor must clearly indicate such refusal in its bid. A refusal to extend this Contract to the Other Government Entities shall not impact or influence the award of this Contract in any manner.

40. CONFLICT OF INTEREST: Vendor, its officers or members or employees, shall not presently have or acquire an interest, direct or indirect, which would conflict with or compromise the performance of its obligations hereunder. Vendor shall periodically inquire of its officers, members and employees to ensure that a conflict of interest does not arise. Any conflict of interest discovered shall be promptly presented in detail to the Agency.

41. REPORTS: Vendor shall provide the Agency and/or the Purchasing Division with the following reports identified by a checked box below:

Such reports as the Agency and/or the Purchasing Division may request. Requested reports may include, but are not limited to, quantities purchased, agencies utilizing the contract, total contract expenditures by agency, etc.

Quarterly reports detailing the total quantity of purchases in units and dollars, along with a listing of purchases by agency. Quarterly reports should be delivered to the Purchasing Division via email at purchasing.requisitions@wv.gov.

42. BACKGROUND CHECK: In accordance with W. Va. Code § 15-2D-3, the Director of the Division of Protective Services shall require any service provider whose employees are regularly employed on the grounds or in the buildings of the Capitol complex or who have access to sensitive or critical information to submit to a fingerprint-based state and federal background inquiry through the state repository. The service provider is responsible for any costs associated with the fingerprint-based state and federal background inquiry.

After the contract for such services has been approved, but before any such employees are permitted to be on the grounds or in the buildings of the Capitol complex or have access to sensitive or critical information, the service provider shall submit a list of all persons who will be physically present and working at the Capitol complex to the Director of the Division of

Protective Services for purposes of verifying compliance with this provision. The State reserves the right to prohibit a service provider's employees from accessing sensitive or critical information or to be present at the Capitol complex based upon results addressed from a criminal background check.

Service providers should contact the West Virginia Division of Protective Services by phone at (304) 558-9911 for more information.

43. PREFERENCE FOR USE OF DOMESTIC STEEL PRODUCTS: Except when authorized by the Director of the Purchasing Division pursuant to W. Va. Code § 5A-3-56, no contractor may use or supply steel products for a State Contract Project other than those steel products made in the United States. A contractor who uses steel products in violation of this section may be subject to civil penalties pursuant to W. Va. Code § 5A-3-56. As used in this section:

- a. "State Contract Project" means any erection or construction of, or any addition to, alteration of or other improvement to any building or structure, including, but not limited to, roads or highways, or the installation of any heating or cooling or ventilating plants or other equipment, or the supply of and materials for such projects, pursuant to a contract with the State of West Virginia for which bids were solicited on or after June 6, 2001.
- b. "Steel Products" means products rolled, formed, shaped, drawn, extruded, forged, cast, fabricated or otherwise similarly processed, or processed by a combination of two or more of such operations, from steel made by the open heath, basic oxygen, electric furnace, Bessemer or other steel making process. The Purchasing Division Director may, in writing, authorize the use of foreign steel products if:
- c. The cost for each contract item used does not exceed one tenth of one percent (.1%) of the total contract cost or two thousand five hundred dollars (\$2,500.00), whichever is greater. For the purposes of this section, the cost is the value of the steel product as delivered to the project; or
- d. The Director of the Purchasing Division determines that specified steel materials are not produced in the United States in sufficient quantity or otherwise are not reasonably available to meet contract requirements.

44. PREFERENCE FOR USE OF DOMESTIC ALUMINUM, GLASS, AND STEEL: In Accordance with W. Va. Code § 5-19-1 et seq., and W. Va. CSR § 148-10-1 et seq., for every contract or subcontract, subject to the limitations contained herein, for the construction, reconstruction, alteration, repair, improvement or maintenance of public works or for the purchase of any item of machinery or equipment to be used at sites of public works, only domestic aluminum, glass or steel products shall be supplied unless the spending officer determines, in writing, after the receipt of offers or bids, (1) that the cost of domestic aluminum, glass or steel products is unreasonable or inconsistent with the public interest of the State of West Virginia, (2) that domestic aluminum, glass or steel products are not produced in sufficient quantities to meet the contract requirements, or (3) the available domestic aluminum, glass, or steel do not meet the contract specifications. This provision only applies to public works contracts awarded in an amount more than fifty thousand dollars (\$50,000) or public works contracts that require more than ten thousand pounds of steel products.

The cost of domestic aluminum, glass, or steel products may be unreasonable if the cost is more than twenty percent (20%) of the bid or offered price for foreign made aluminum, glass, or steel products. If the domestic aluminum, glass or steel products to be supplied or produced in a "substantial labor surplus area", as defined by the United States Department of Labor, the cost of domestic aluminum, glass, or steel products may be unreasonable if the cost is more than thirty percent (30%) of the bid or offered price for foreign made aluminum, glass, or steel products. This preference shall be applied to an item of machinery or equipment, as indicated above, when the item is a single unit of equipment or machinery manufactured primarily of aluminum, glass or steel, is part of a public works contract and has the sole purpose or of being a permanent part of a single public works project. This provision does not apply to equipment or machinery purchased by a spending unit for use by that spending unit and not as part of a single public works project.

All bids and offers including domestic aluminum, glass or steel products that exceed bid or offer prices including foreign aluminum, glass or steel products after application of the preferences provided in this provision may be reduced to a price equal to or lower than the lowest bid or offer price for foreign aluminum, glass or steel products plus the applicable preference. If the reduced bid or offer prices are made in writing and supersede the prior bid or offer prices, all bids or offers, including the reduced bid or offer prices, will be reevaluated in accordance with this rule.

45. INTERESTED PARTY SUPPLEMENTAL DISCLOSURE: W. Va. Code § 6D-1-2 requires that for contracts with an actual or estimated value of at least \$100,000, the vendor must submit to the Agency a supplemental disclosure of interested parties reflecting any new or differing interested parties to the contract, which were not included in the original pre-award interested party disclosure, within 30 days following the completion or termination of the contract. A copy of that form is included with this solicitation or can be obtained from the WV Ethics Commission. "Interested parties" means: (1) A business entity performing work or service pursuant to, or in furtherance of, the applicable contract, including specifically sub-contractors; (2) the person(s) who have an ownership interest equal to or greater than 25% in the business entity performing work or service pursuant to, or in furtherance of, the applicable contract; and (3) the person or business entity, if any, that served as a compensated broker or intermediary to actively facilitate the applicable contract or negotiated the terms of the applicable contract with the state agency: Provided, That subdivision (2) shall be inapplicable if a business entity is a publicly traded company: Provided, however, That subdivision (3) shall not include persons or business entities performing legal services related to the negotiation or drafting of the applicable contract. The Agency shall submit a copy of the disclosure to the Ethics Commission within 15 days after receiving the supplemental disclosure of interested parties.

DESIGNATED CONTACT: Vendor appoints the individual identified in this Section as the Contract Administrator and the initial point of contact for matters relating to this Contract.

 Regional Sales Mgr
(Name, Title)
Matt Cochran, Regional Sales Manager
(Printed Name and Title)
5650 US RT 60 East, Huntington, WV 25705
(Address)
304-345-2490 office, 304-208-2542 cell, 304-776-4097 fax
(Phone Number) / (Fax Number)
matt.cochran@thetruckpeople.com
(email address)

CERTIFICATION AND SIGNATURE: By signing below, or submitting documentation through wvOASIS, I certify that I have reviewed this Solicitation in its entirety; that I understand the requirements, terms and conditions, and other information contained herein; that this bid, offer or proposal constitutes an offer to the State that cannot be unilaterally withdrawn; that the product or service proposed meets the mandatory requirements contained in the Solicitation for that product or service, unless otherwise stated herein; that the Vendor accepts the terms and conditions contained in the Solicitation, unless otherwise stated herein; that I am submitting this bid, offer or proposal for review and consideration; that I am authorized by the vendor to execute and submit this bid, offer, or proposal, or any documents related thereto on vendor's behalf; that I am authorized to bind the vendor in a contractual relationship; and that to the best of my knowledge, the vendor has properly registered with any State agency that may require registration.

Worldwide Equipment
(Company)

 Regional Sales Mgr
(Authorized Signature) (Representative Name, Title)

Matt Cochran, Regional Sales Manager
(Printed Name and Title of Authorized Representative)

3-15-18
(Date)

304-345-2490 office, 304-208-2542 cell, 304-776-4097 fax
(Phone Number) (Fax Number)

STATE OF WEST VIRGINIA
Purchasing Division
PURCHASING AFFIDAVIT

CONSTRUCTION CONTRACTS: Under W. Va. Code § 5-22-1(i), the contracting public entity shall not award a construction contract to any bidder that is known to be in default on any monetary obligation owed to the state or a political subdivision of the state, including, but not limited to, obligations related to payroll taxes, property taxes, sales and use taxes, fire service fees, or other fines or fees.

ALL CONTRACTS: Under W. Va. Code §5A-3-10a, no contract or renewal of any contract may be awarded by the state or any of its political subdivisions to any vendor or prospective vendor when the vendor or prospective vendor or a related party to the vendor or prospective vendor is a debtor and: (1) the debt owed is an amount greater than one thousand dollars in the aggregate; or (2) the debtor is in employer default.

EXCEPTION: The prohibition listed above does not apply where a vendor has contested any tax administered pursuant to chapter eleven of the W. Va. Code, workers' compensation premium, permit fee or environmental fee or assessment and the matter has not become final or where the vendor has entered into a payment plan or agreement and the vendor is not in default of any of the provisions of such plan or agreement.

DEFINITIONS:

"Debt" means any assessment, premium, penalty, fine, tax or other amount of money owed to the state or any of its political subdivisions because of a judgment, fine, permit violation, license assessment, defaulted workers' compensation premium, penalty or other assessment presently delinquent or due and required to be paid to the state or any of its political subdivisions, including any interest or additional penalties accrued thereon.

"Employer default" means having an outstanding balance or liability to the old fund or to the uninsured employers' fund or being in policy default, as defined in W. Va. Code § 23-2c-2, failure to maintain mandatory workers' compensation coverage, or failure to fully meet its obligations as a workers' compensation self-insured employer. An employer is not in employer default if it has entered into a repayment agreement with the Insurance Commissioner and remains in compliance with the obligations under the repayment agreement.

"Related party" means a party, whether an individual, corporation, partnership, association, limited liability company or any other form or business association or other entity whatsoever, related to any vendor by blood, marriage, ownership or contract through which the party has a relationship of ownership or other interest with the vendor so that the party will actually or by effect receive or control a portion of the benefit, profit or other consideration from performance of a vendor contract with the party receiving an amount that meets or exceeds five percent of the total contract amount.

AFFIRMATION: By signing this form, the vendor's authorized signer affirms and acknowledges under penalty of law for false swearing (W. Va. Code §61-5-3) that: (1) for construction contracts, the vendor is not in default on any monetary obligation owed to the state or a political subdivision of the state, and (2) for all other contracts, that neither vendor nor any related party owe a debt as defined above and that neither vendor nor any related party are in employer default as defined above, unless the debt or employer default is permitted under the exception above.

WITNESS THE FOLLOWING SIGNATURE:

Vendor's Name: Worldwide Equipment

Authorized Signature: *[Signature]* Date: 3-15-18

State of West Virginia

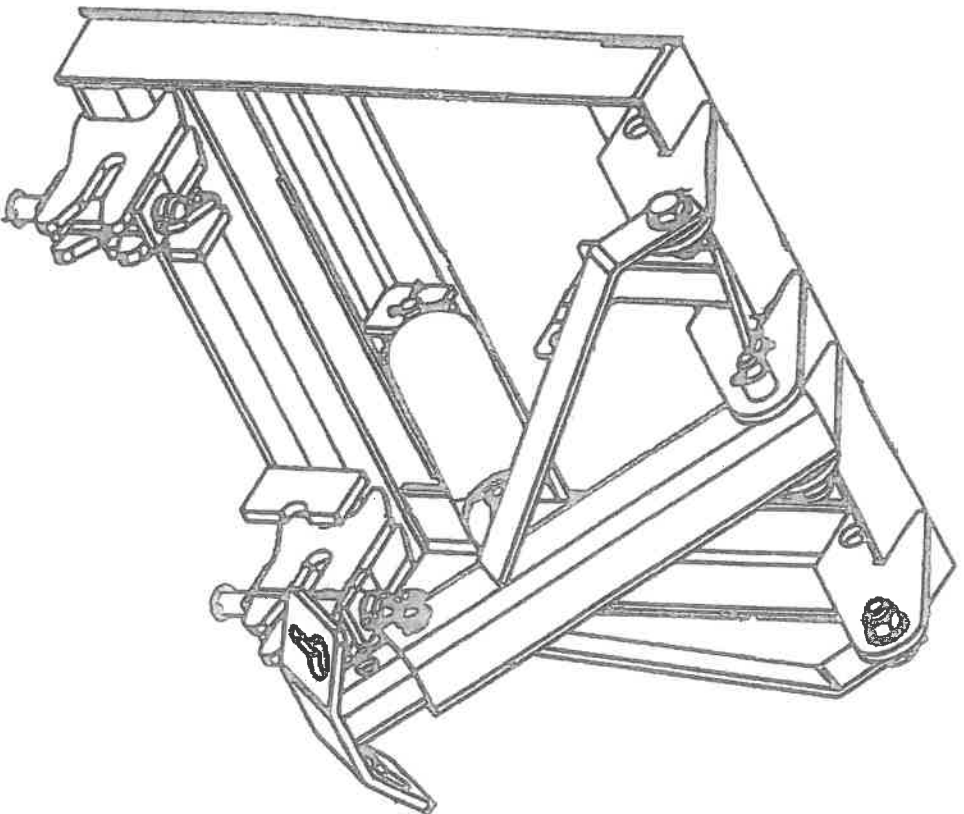
County of Kanawha, to-wit:

Taken, subscribed, and sworn to before me this 15th day of March, 2018.

My Commission expires 10/23/2020, 20 .



NOTARY PUBLIC *[Signature]*
Purchasing Affidavit (Revised 01/19/2018)



WVDOH Plow Quick Hitch



Purchasing Division
 2019 Washington Street East
 Post Office Box 50130
 Charleston, WV 25305-0130

State of West Virginia
 Request for Quotation
 36 – Vehicles

Proc Folder: 413604

Doc Description: Class 371 41,000 GVWR Single Axle Dump Truck w/ Accessories

Proc Type: Central Master Agreement

Date Issued	Solicitation Closes	Solicitation No	Version
2018-01-30	2018-03-01 13:30:00	CRFQ 0803 DOT1800000052	1

BID RECEIVING LOCATION

BID CLERK
 DEPARTMENT OF ADMINISTRATION
 PURCHASING DIVISION
 2019 WASHINGTON ST E
 CHARLESTON WV 25305
 US

VENDOR

Vendor Name, Address and Telephone Number:

Worldwide Equipment
 5650 US RT 60 East
 Huntington, WV 25705
 304-345-2490

FOR INFORMATION CONTACT THE BUYER

Mark A Atkins
 (304) 558-2307
 mark.a.atkins@wv.gov

Signature X

FEIN # 45-1024981

DATE

3-15-18

All offers subject to all terms and conditions contained in this solicitation

ADDITIONAL INFORMATION:

The West Virginia Purchasing Division is soliciting bids on behalf of the West Virginia Division of Highways (WVDOH), the West Virginia Department of Transportation (WVDOT), to establish an open-end contract for a 41,000 GVWR Single Axle Dump Truck with Hydraulic System, Snow Plow, and V-Box Spreader per attached documents

INVOICE TO	SHIP TO
DIVISION OF HIGHWAYS EQUIPMENT DIVISION RT 33 83 BRUSHY ROAD CROSSING, PO BOX 610 BUCKHANNON WV26201 US	DIVISION OF HIGHWAYS EQUIPMENT DIVISION 83 BRUSHY FORK RD CROSSING BUCKHANNON WV 26201 US

Line	Comm Ln Desc	Qty	Unit Issue	Unit Price	Total Price
1	Vendor shall use Exhibit_A Pricing Page for bid pricing.	0.00000	EA		

Comm Code	Manufacturer	Specification	Model #
25101601			

Extended Description :

Note: Vendor shall use Exhibit_A Pricing Page for bid pricing.
 If vendor is submitting a bid online, Vendor should enter \$0.00 in the Oasis commodity line.
 Vendor shall enter pricing into the Exhibit_A Pricing Page and must attach with bid.
 See section 18 of Instructions to Bidders.

SCHEDULE OF EVENTS

Line	Event	Event Date
1	Mandatory Pre-Bid Meeting 10:00am:	2018-02-15
2	Technical Questions due by 2:00pm:	2018-02-21

DOT1800000052	Document Phase Final	Document Description Class 371 41,000 GVWR Single Axle Dump Truck w/ Accessories	Page 3 of 3
----------------------	--------------------------------	---	------------------------------

ADDITIONAL TERMS AND CONDITIONS

See attached document(s) for additional Terms and Conditions

CRFQ 0803 DOT1800000052
REQUEST FOR QUOTATION
(Class 371) 41,000 GVWR Single Axle Dump Truck
w/ Hydraulic System, Snow Plow, and V-Box Spreader

SPECIFICATIONS

1. **PURPOSE AND SCOPE:** The West Virginia Purchasing Division is soliciting bids on behalf of the West Virginia Division of Highways (WVDOH), the West Virginia Department of Transportation (WVDOT), to establish an open-end contract for a 41,000 GVWR Single Axle Dump Truck with Hydraulic System, Snow Plow, and V-Box Spreader.

2. **DEFINITIONS:** The terms listed below shall have the meanings assigned to them below. Additional definitions can be found in section 2 of the General Terms and Conditions.
 - 2.1 **“Contract Item” or “Contract Items”** means the list of items identified in Section 3.1, below and on the Pricing Pages.
 - 2.2 **“Pricing Pages”** means the schedule of prices, estimated order quantity, and totals contained in wvOASIS or attached hereto as **Exhibit A** and used to evaluate the Solicitation response.
 - 2.3 **“Solicitation”** means the official notice of an opportunity to supply the State with goods or services that is published by the Purchasing Division.
 - 2.4 **“G.V.W.”** means gross vehicle weight.
 - 2.5 **“G.V.W.R”** means gross vehicle weight rating.
 - 2.6 **“Lbs.”** means pounds.
 - 2.7 **“BBC”** means Bumper to back of cab.
 - 2.8 **“PSI”** means pounds per square inch.
 - 2.9 **“WVDOH”** means West Virginia Division of Highways.
 - 2.10 **“R.B.M.”** means Resisting Bending Moment.
 - 2.11 **“PTO”** means power take off.
 - 2.12 **“RPM”** means revolutions per minute.
 - 2.13 **“APADS”** means Air conditioning protection and diagnostic system.
 - 2.14 **“HP”** means horse power.

CRFQ 0803 DOT1800000052
REQUEST FOR QUOTATION
(Class 371) 41,000 GVWR Single Axle Dump Truck
w/ Hydraulic System, Snow Plow, and V-Box Spreader

- 2.15 “F” means Fahrenheit.
- 2.16 “FMVSS” means Federal Motor Vehicle Safety Standards. www.fmvss.com
- 2.17 “CCA” means cold cranking amps.
- 2.18 “SAE” means Society of Automotive Engineers.
- 2.19 “ABS” means Antilock Braking System.
- 2.20 “ATC” means Automatic Traction Control
- 2.21 “MPH” means miles per hour.
- 2.22 “cu. ft.” means cubic feet.
- 2.23 “mm” means millimeter.
- 2.24 “cu. yd.” means cubic yard.
- 2.25 “I.D.” means inner diameter.
- 2.26 “GPM” means gallons per minute.
- 2.27 “LED” means light emitting diode.
- 2.28 “UV” means ultra violet.
- 2.29 “C” means Celsius.
- 2.30 “N.T.E.A” means National Truck Equipment Association. www.ntea.com
- 2.31 “ISO” means International Standards Organization.
- 2.32 “SO” means Standard Oil Resistant.
- 2.33 “NEMA” means National Electrical Manufacturer’s Association.
- 2.34 “dba” means decibels.
- 2.35 “PWM” means pulse-width modulated.
- 2.36 “NPT” means National Pipe Thread.

CRFQ 0803 DOT1800000052
REQUEST FOR QUOTATION
(Class 371) 41,000 GVWR Single Axle Dump Truck
w/ Hydraulic System, Snow Plow, and V-Box Spreader

2.37 “TRT” means tamper resistant.

2.38 “cc” means close-coupled.

2.39 “CAN” means control area network.

2.40 “CIR” means Cubic Inches revolution.

2.41 “SS” means Stainless Steel

2.42 “OD” means Outside Diameter

2.43 “JIC” means Joint Industry Council

2.44 “mA” means milliamps

2.45 “AASHTO” means American Association of State Highway and Transportation.
www.transportation.org

2.46 “CA” means cab to axle.

2.47 “CT” means cab to trunnion.

2.48 “12 VDC” means 12 volt direct current.

2.49 “OEM” means Original Equipment Manufacturer.

2.50 “BTU” means British Thermal Unit.

2.51 “USB” means Universal Serial Bus.

2.52 “WC” means tungsten carbide.

2.53 “371 Class” for WVDOH internal use only.

3. GENERAL REQUIREMENTS:

3.1 Contract Items and Mandatory Requirements: Vendor shall provide Agency with the Contract Items listed below on an open-end and continuing basis. Contract Items must meet or exceed the mandatory requirements as shown below.

3.1.1 Cab and Chassis:

CRFQ 0803 DOT1800000052
REQUEST FOR QUOTATION
**(Class 371) 41,000 GVWR Single Axle Dump Truck
w/ Hydraulic System, Snow Plow, and V-Box Spreader**

- 3.1.1.1 The GVWR rating shall be 41,000 Lbs., minimum rating.
- 3.1.1.2 Cab to Axle Dimension: Shall be 84 inches minimum usable. (Back of cab to centerline of axle).
- 3.1.1.3 The after-frame length shall be 45 inches minimum. (Centerline of Axle to back of frame).
- 3.1.1.4 The unit specified herein and offered shall be manufactured on or after January 1, 2018 and must be clearly identified and marked with date of manufacture.

3.1.2 Wheelbase:

- 3.1.2.1 Shall be 150 inches minimum, and shall be set forward axle design for snowplow applications.
- 3.1.2.2 Wheelbase and CA dimension shall be adjusted to provide legal weight distribution.
 - 3.1.2.2.1 Chassis OEM and body company are responsible for coordinating the correct CA calculations.

3.1.3 Frame and Front Bumper:

- 3.1.3.1 The manufacturer shall provide a frame that meets or exceeds all Federal requirements for G.V.W.R. specified that extends forward beyond the grille a minimum of 12 inches.
- 3.1.3.2 Frame material shall be single frame minimum 120,000 PSI yield strength. Frame extension shall be “parent rail” material. Bolt on extension not acceptable.
- 3.1.3.3 R.B.M: Minimum 2,820,000 Ins./Lb. per rail. An integral frame and frame extension is mandatory.
- 3.1.3.4 Frame shall have two (2) front frame mounted tow hooks.
- 3.1.3.5 Front bumper shall be formed out of ¼ inch minimum roll steel front bumper with swept back ends.
- 3.1.3.6 Bumper shall be painted black in color, paint type base coat clear urethane.
- 3.1.3.7 Bumper shall not interfere with factory headlights.
- 3.1.3.8 Bumper shall have mesh type aluminum tread plate/grating between hood, bumper and fender.
- 3.1.3.9 Bumper shall have cutouts to access front tow hooks.

CRFQ 0803 DOT1800000052
REQUEST FOR QUOTATION
**(Class 371) 41,000 GVWR Single Axle Dump Truck
w/ Hydraulic System, Snow Plow, and V-Box Spreader**

3.1.4 Cab:

- 3.1.4.1 The cab shall be manufacturers' galvanized steel, galvanized steel or aluminum.
- 3.1.4.2 Hood shall be fiberglass, one piece tilting hood, fenders shall be part of tilting hood.
- 3.1.4.3 Grille shall be fixed.
- 3.1.4.4 Hood shall not come in contact with plow frame.
- 3.1.4.5 Must allow access to engine with hood open.
 - 3.1.4.5.1 Access to front-end hood tilt handle shall not be blocked.
- 3.1.4.6 Cab shall have rear air bag suspension if available by manufacturer, factory installed.
- 3.1.4.7 Cab shall have air ride high back seats with folding armrest, cloth, with lumbar, with integrated cushion extensions, with forward and rear cushion tilt – Driver and Passenger side.
- 3.1.4.8 Cab Interior Floor Mat shall have rubber floor mat throughout cab area with non-absorbent backing under the mat.
- 3.1.4.9 Cab shall have highest output available by manufacturers, Air Conditioning with/integral heater and defroster and minimum of one (1) replaceable fresh air filter.
- 3.1.4.10 Windshield Wipers shall be winter blade type with heaviest arms, linkages and motor available by manufacture.
- 3.1.4.11 Wipers shall be minimum of 2 speeds, electric with intermittent feature.
- 3.1.4.12 Washer system shall be electric with largest capacity reservoir available by manufacturer.

3.1.5 Instruments: The following instruments shall be contained in the truck cab.

- 3.1.5.1 Coolant gauge and oil pressure gauge shall have both dial type readout and either an audible or visual alarm to warn operator when safe operating conditions are exceeded.
- 3.1.5.2 Voltmeter or Ammeter gauge.
- 3.1.5.3 Engine RPM Tachometer.
- 3.1.5.4 Speedometer with odometer and a dual speedometer lead to interface with the ground speed spreader control system.

CRFQ 0803 DOT1800000052
REQUEST FOR QUOTATION
**(Class 371) 41,000 GVWR Single Axle Dump Truck
w/ Hydraulic System, Snow Plow, and V-Box Spreader**

- 3.1.5.5 Primary Air Pressure Gauge/Auxiliary Air Pressure Gauge.
- 3.1.5.6 Air filter restriction indicator gauge.
- 3.1.5.7 Engine hour meter (Controlled by engine operation, not by key switch).
- 3.1.5.8 Must have Fuel level gauge and diesel exhaust fluid gauge.
- 3.1.5.9 Manufacturers best sound/weather insulation package for proposed cab.
- 3.1.5.10 Cab shall have transmission temperature gauge.

3.1.6 Accessories: The following accessories must be included with the truck cab & chassis:

- 3.1.6.1 Cab shall have minimum of one air horn cab mounted with snow shield.
- 3.1.6.2 Right side and left side cab mirrors: Cab mirrors shall be west coast type 7 inches wide minimum x 16 inches high minimum, power adjustable with fore and after breakaway arms. 8 inches minimum convex spot mirror. Both mirrors must be heated type with all arms, hardware and fasteners stainless steel.
- 3.1.6.3 Shall have down view mirror, right hand side only.
- 3.1.6.4 Grab handles shall be supplied on all cab entry locations. Three points of contact shall be achievable at all cab entry locations.
- 3.1.6.5 The cab shall have the manufacturer's standard tinted safety glass installed throughout the front, sides and rear.
- 3.1.6.6 The front windshield shall be heated.
- 3.1.6.7 The cab shall have dual power windows.
- 3.1.6.8 The cab shall have manufacturer's standard AM/FM/Weather Band/Clock with wireless connectivity.
- 3.1.6.9 CB mounting provisions on top of dash and/or overhead console with power and ground.
- 3.1.6.10 CB antenna mounted and wired.
- 3.1.6.11 Radio antenna shall be separate from CB antenna.
- 3.1.6.12 Mud flaps and/or fender extensions shall be provided and installed on the cab behind the left and right front tires.
- 3.1.6.13 Cab shall contain a DOT approved emergency triangle warning kit.
- 3.1.6.14 The cab shall have a mounted 5 lbs. maximum fire extinguisher with A, B and C rating.
- 3.1.6.15 Cab shall have clear or smoked hood mounted air deflector, manufacturer's full width for truck model bid.
- 3.1.6.16 Cab shall have six (6) additional switches.

CRFQ 0803 DOT1800000052
REQUEST FOR QUOTATION
**(Class 371) 41,000 GVWR Single Axle Dump Truck
w/ Hydraulic System, Snow Plow, and V-Box Spreader**

3.1.6.17 Cab shall have OEM PTO switch.

3.1.6.18 Accessories not indicated above, but are included in the manufacturer's standard model bid must be provided.

3.1.6.19 Vendor shall provide a 15-amp minimum hookup for two-way radios.

3.1.7 Engine:

3.1.7.1 The engine shall be a diesel powered.

3.1.7.1.1 8.9-liter minimum.

3.1.7.1.2 6-cylinder minimum.

3.1.7.1.3 Minimum HP- 360

3.1.7.1.4 Minimum Peak Torque 1150 LB/FT

3.1.7.1.5 Engine must meet US 17 emissions.

3.1.7.2 Engine Compression Brake: Must be full engine compression brake minimum 2 stages with selector switch and on/off power switch and shall be dash mounted.

3.1.7.3 Engine oil pan must be stainless steel or composite corrosion resistant installed with stainless steel hardware

3.1.7.4 Air filter shall be largest volume available offered by manufacturer for severe duty conditions.

3.1.7.5 Air Intake shall be equipped with snow valve or equal driver controlled inside/outside engine air intake for air cleaner.

3.1.8 Exhaust System:

3.1.8.1 Manufacturers standard vertical side of cab exhaust for model bid.

3.1.8.2 Exhaust system shall not interfere with the dump body or equipment.

3.1.8.3 Exhaust shall be stainless steel or aluminized pipe with all clamps and fasteners being stainless steel.

3.1.8.4 Muffler and tailpipe shall be shielded to protect personnel when entering and exiting the cab.

3.1.8.5 The shield shall be 180 degrees to 360 degrees and shall be of non-rustable material such as stainless steel or aluminum.

CRFQ 0803 DOT1800000052
REQUEST FOR QUOTATION
**(Class 371) 41,000 GVWR Single Axle Dump Truck
w/ Hydraulic System, Snow Plow, and V-Box Spreader**

3.1.9 Cooling System:

- 3.1.9.1** The largest available engine cooling capacity, factory compatible with engine and transmission referenced for continuous high engine output under extreme temperatures and/or operating conditions due to prolonged snow plowing operations in low gear.
- 3.1.9.2** Cooling system shall be fitted with provisions for visually monitoring coolant without necessitating removal of the cap from the radiator or expansion tank.
- 3.1.9.3** Antifreeze shall be extended life with a minimum of -34 degrees and shall meet all applicable Environmental Protection Agency (EPA) requirements.
- 3.1.9.4** A non-charged spin-on coolant filter shall be installed if required by engine manufacturer.
- 3.1.9.5** Radiator shall have stainless steel screen guard to protect radiator from foreign objects.
- 3.1.9.6** All engine coolant piping must be stainless steel or aluminized.
- 3.1.9.7** All coolant hoses shall be gates blue strip or equal.
- 3.1.9.8** All hose clamps shall be constant tension type stainless steel or equal.

3.1.10 Fuel Tanks:

- 3.1.10.1** Fuel Tanks must comply with FMVSS.
- 3.1.10.2** Shall have one aluminum 90-gallon minimum fuel tank, shall be mounted on left side under cab, frame mounted with stainless steel mounting straps.
- 3.1.10.3** Must have driver and passenger entrance steps, stainless steel or aluminum grated self-cleaning safety steps.

3.1.11 Transmission Allison 3000 RDS or equal.

- 3.1.11.1** Transmission shall be fully automatic with torque converter.
- 3.1.11.2** Transmission shall have provision for PTO.
- 3.1.11.3** Shall have a transmission shift pad, with oil life monitor; filter life monitor and transmission health monitor, lighted and dash or console mounted.

CRFQ 0803 DOT1800000052
REQUEST FOR QUOTATION
**(Class 371) 41,000 GVWR Single Axle Dump Truck
w/ Hydraulic System, Snow Plow, and V-Box Spreader**

3.1.11.4 Transmission shall have largest available approved transmission cooler for transmission provided. All cooler hard lines shall be corrosion resistant.

3.1.11.5 Transmission (TCM) Transmission Control Module shall be located inside cab.

3.1.12 Driveline:

3.1.12.1 Driveline must be compatible to engine, drivetrain and transmission torque with sealed joints SPL-170XL Spicer driveline or equal. If required by manufacturer, driveline shall have center carrier bearing.

3.1.13 Rear Axle:

3.1.13.1 Rear axle shall be a minimum rating of 23,000 lbs. with locking differential dash controlled.

3.1.13.2 Rear axle shall have an extended breather tube to prevent buildup from entering axle housing.

3.1.13.3 Axle ratio and top MPH parameters shall be determined at pre-build meeting.

3.1.14 Rear Suspension:

3.1.14.1 Shall have multi-leaf spring type rated for 23,000 lb. minimum capacity with helper.

3.1.15 Front Axle:

3.1.15.1 Shall have minimum capacity of 18,000 lbs.

3.1.15.2 The front axle, drag links and tie rod ends shall have threaded grease zerks installed.

3.1.15.3 Shall have right and left shock absorbers rated for 18,000 lb. minimum, axle.

3.1.16 Front Suspension:

CRFQ 0803 DOT1800000052
REQUEST FOR QUOTATION
**(Class 371) 41,000 GVWR Single Axle Dump Truck
w/ Hydraulic System, Snow Plow, and V-Box Spreader**

3.1.16.1 Shall have 9,000 lb. minimum capacity at ground on each front spring, total spring capacity 18,000 lb. minimum.

3.1.16.2 The front spring pins or bearing/bushings shall be furnished with 360-degree grease grooves to insure adequate lubricant penetration and/or maintenance free front spring bushings.

3.1.16.3 Spring hangers shall be heaviest available by manufacturer.

3.1.17 Steering:

3.1.17.1 Shall have steering gear that meets or exceeds 18,000lbs. front axle.

3.1.17.2 Steering column shall be tilt and/telescopic.

3.1.18 Brakes and Air System:

3.1.18.1 Brakes shall be full air, with manufacturer's ABS.

3.1.18.2 Compressor shall be manufacturer's largest for model bid.

3.1.18.2.1 Shall have air dryer compatible with heater and spin on cartridge filter.

3.1.18.3 Rear parking brakes shall be spring loaded.

3.1.18.4 Rear brake chambers shall be mounted to provide clearance for tire chains and backing into bituminous paving machines. Factory installed only.

3.1.18.5 Brake chambers shall be sealed type and housings shall be e-coated for corrosion or equal.

3.1.18.6 Air tanks shall be frame mounted aluminum or stainless steel with drain valve.

3.1.18.7 Unit shall be equipped with hand control valve, tractor protection valve, with swivel glad hands at rear of truck to enable unit to pull air operated equipment trailer.

3.1.18.8 Shall have low warning air pressure warning light and buzzer.

3.1.18.9 Front brakes: shall be full air powered disc brakes or drum brakes.

3.1.18.10 Rear brakes: shall be full air powered disc brakes or drum brakes

3.1.18.11 Front and Rear brakes shall have automatic slack adjuster with stainless steel yoke pins.

CRFQ 0803 DOT1800000052
REQUEST FOR QUOTATION
(Class 371) 41,000 GVWR Single Axle Dump Truck
w/ Hydraulic System, Snow Plow, and V-Box Spreader

3.1.19 Trailer Tow Package shall include the following:

3.1.19.1 A 49,000 LB. minimum capacity pintle hook shall be installed at 32 inches maximum above ground on a ¾ inch thick minimum pintle plate properly supported to frame and cross members.

3.1.19.1.1 Shall include two one inch D-rings.

3.1.19.2 The truck shall be equipped with a full trailer air brake package.

3.1.19.2.1 The glad hand connections shall be located at the rear of truck and located with red (emergency) on driver's side and blue (service) on passenger side.

3.1.19.2.2 Glad hands shall be swivel design.

3.1.19.3 Truck shall be equipped with air actuated electric trailer brake controller, mounted in cab.

3.1.19.4 There shall be two 7-poll female trailer connectors with round brass inserts mounted in a corrosion resistant housing.

3.1.19.4.1 One shall be for trailer lighting with electric brakes and one for trailer lighting with air brakes.

3.1.19.4.2 Both connectors shall be labeled.

3.1.20 Tires and Wheels:

3.1.20.1 The truck shall be equipped with front and rear hub piloted aluminum wheels Alcoa or equal with corrosion coating.

3.1.20.2 Wheels front and rear shall have correct rating for the GVWR of truck.

3.1.20.3 Front steer tires shall be 315/80/R22.5 with correct load range and ply rating for the GVWR of truck Goodyear brand or equal.

3.1.20.4 Rear drive tires shall be a mud and snow tread 11R/ 22.5 with correct load range and ply rating for the GVWR of truck Goodyear brand or equal.

3.1.20.5 The dual rear wheel/tire assembly shall have clearance between the tires, which permits the use of dual tire chain.

CRFQ 0803 DOT1800000052
REQUEST FOR QUOTATION
**(Class 371) 41,000 GVWR Single Axle Dump Truck
w/ Hydraulic System, Snow Plow, and V-Box Spreader**

3.1.20.6 Wheel guard separators shall be installed between wheels and brake drum front and rear.

3.1.20.7 All tires shall be radials.

3.1.21 Electrical System & Lighting:

3.1.21.1 Shall have manufacturer's 12 volt negative ground system with manufacturer's radio interference suppression.

3.1.21.2 Batteries:

- A.** Shall have minimum of two 12 volt All Glass Mat (AGM) deep cycle batteries stainless steel stud type, with a battery reserve of 200 amp-hours minimum.
- B.** Shall have one minimum, ultra-capacitor engine module for class 8 trucks, shall be group 31 size, stainless steel stud type, minimum 1800 CCA.
- C.** See No Idle Heat and Power System Section 3.1.23 for explanation of battery section.
- D.** Batteries shall have aluminum battery box with plastic or aluminum lid with battery pad for vibration and corrosion.

3.1.21.3 Alternator capacity shall be 160 AMPS minimum with internal regulator.

3.1.21.4 Cab and chassis must have best available wiring shield available by manufacturer.

3.1.21.5 The cab and chassis shall have:

- A.** Day time running lights.
- B.** LED cab marker lights.
- C.** Halogen head lamps.
- D.** LED Park and turn signals

3.1.21.6 Salt spreader lighting package:

Successful vendor shall supply in the left rear corner of the cab exterior for manufacturers approved wiring and weather proof disconnect 7-pole disconnect plug to operate the following lights on truck mounted chemical spreader:

- A.** Two (2) 4-inch minimum sealed beam work lights.
- B.** Left and right combination brake/turn and tail lights LED.

CRFQ 0803 DOT1800000052
REQUEST FOR QUOTATION
(Class 371) 41,000 GVWR Single Axle Dump Truck
w/ Hydraulic System, Snow Plow, and V-Box Spreader

C. Four LED strobe warning light.

3.1.21.7 Snowplow headlights with park and turn signal and driving lights for snowplowing application shall be shock mounted on fender of truck with stainless steel brackets.

3.1.22 Paint, Decals and Logos:

3.1.22.1 The cab exterior and interior paint shall be base coat clear coat urethane paint yellow/gold, DuPont F9885, Sherwin Williams 73266, Sikkens 4017, PPG 85246 or Napa 73266 shade only.

3.1.22.2 The cab grill shall be manufacturer's standard stainless steel or impact resistant noncorrosive composite material.

3.1.22.3 The cab shall not be painted over top another finished color.

3.1.22.4 Chassis paint shall be urethane base, chassis color black.

3.1.23 No Idle Heat and Power System:

3.1.23.1 The No Idle heat and Power System shall do and include the following:

A. The system shall be controlled by a factory dash on/off switch and be properly labeled.

B. The system shall provide a dash display of battery voltage and audible alert when battery voltage needs to be replenished, and automatically disconnect the loads at a predetermined low voltage setting with use of a low voltage disconnect.

C. Shall power loads during no-idle conditions with deep cycle AGM batteries for a minimum of 6 hours.

D. Shall provide a minimum of 17,000 BTUs of heat for cab and engine.

E. Shall provide electrical power to heater blower motor and controls, parking lights, AM/FM radio weather band with wireless connectivity, WVDOH state 2way radio and emergency/ strobe lighting with key in auxiliary position.

CRFQ 0803 DOT1800000052
REQUEST FOR QUOTATION
**(Class 371) 41,000 GVWR Single Axle Dump Truck
w/ Hydraulic System, Snow Plow, and V-Box Spreader**

- F. Truck shall use electric start module for engine starting.
- G. All AGM batteries and electronic start module shall be group 31 and fit in the OEM battery tray without modifications.

3.2 Dump Body:

3.2.1 Stainless Steel Dump Body: Dump Body to be minimum 201 stainless steel cross memberless. Smooth under side type, suitable for use by WVDOH in severe duty street and highway maintenance including snow and ice control with external mounted cylinder.

- 3.2.1.1 Dump Body inside minimum length 126 inches.
- 3.2.1.2 Dump Body inside minimum width 85 inches, outside maximum width 96 inches.
- 3.2.1.3 Dump Body side height (from bottom of floor to top of top rail) minimum 30 inches high.
- 3.2.1.4 Tailgate shall be 38" high minimum.
- 3.2.1.5 Head sheet shall be minimum 52" high.
- 3.2.1.6 Sides, head sheet and tailgate shall be 7gauge minimum Type 201 Stain-less steel.
- 3.2.1.7 Floor shall be minimum one-piece 1/4" thick abrasion resistant with a minimum tensile of 180,000, minimum yield 145,000 and minimum Brinell of 400, with both side radiuses built into the floor.
- 3.2.1.8 Bed sides shall be 7gauge minimum, 201 stainless steel.
- 3.2.1.9 Top rails are to be 4" x 5" minimum seamless, sloping (dirt/salt shedding) and boxed for added strength.
- 3.2.1.10 Bottom rails shall be seamless and sloping (dirt/salt shedding).
- 3.2.1.11 Long sills are to be formed trapezoidal 1/4" minimum 201stainless steel.
- 3.2.1.12 Rear apron shall be 1/4" minimum 8" formed channel.
- 3.2.1.13 There shall be no cross members. Floor to be skip welded to formed stainless steel sills.

3.2.2 Rear Corner Post, Cab Shield and Sides:

- 3.2.2.1 Shall be 1/4" minimum 201 Stainless Steel.
- 3.2.2.2 Top of corner post shall be dirt shedding. A 14-1/2" one-piece 7-gauge minimum stainless steel shall be break formed front to back at 5-1/2" and a downward slope remaining at 9".
- 3.2.2.3 The top of post shall house two (2) 1/2" minimum stainless steel plate brackets to house the top pivot point.

CRFQ 0803 DOT1800000052
REQUEST FOR QUOTATION
**(Class 371) 41,000 GVWR Single Axle Dump Truck
w/ Hydraulic System, Snow Plow, and V-Box Spreader**

- 3.2.2.4 Tailgate reinforcement plate around the tailgate latch assembly must be ¼" minimum thick.
- 3.2.2.5 Reinforcement plate outside must be 16" tall minimum.
- 3.2.2.6 Reinforcement plate bottom must be 8-3/4" long minimum.
- 3.2.2.7 Reinforcement plate inside bottom height shall be 7-3/8" minimum to the floor.
- 3.2.2.8 Reinforcement plate top shall be 4-1/4" minimum from outside to top of floor sheet.
 - 3.2.2.8.1 All shall be continuously welded.
- 3.2.2.9 Three (3) oval factory cut outs for Stop, tail and turn signals, backup, and amber strobe.
- 3.2.2.10 No front corner posts. Head sheet to have mirrored image of three (3) weld on full length horizontal side brace each side and shall be continuously welded to side brace, each side.
- 3.2.2.11 One (1) Intermediate fully welded horizontal side brace, full-length both sides.
- 3.2.2.12 30"x 90" minimum wide cab - shield to have Four (4) oval cut out with grommet mounts: Each side, each front corner.
- 3.2.2.13 All Back side of lights must be boxed in with stainless steel.
- 3.2.2.14 Stainless steel tubing shall be used to protect electrical wires between lights.
- 3.2.2.15 Cabshield must be 201 stainless steel minimum.
- 3.2.2.16 There shall be 3" x 6" minimum hard wood sideboards painted black.
- 3.2.2.17 The one piece external side sheet must be break formed and wrap under the body floor no less than 10" extended under the body with a continuous welded seam to floor sheet.

3.2.3 Tailgate Design:

- 3.2.3.1 Shall be double-acting heavy duty tailgate.
- 3.2.3.2 Bracing shall be full perimeter box type, minimum 6" top and bottom and 4" sides.
- 3.2.3.3 There must be four (4) horizontal brace, mid-section.
- 3.2.3.4 Top, bottom, and intermediate horizontal braces shall be sloped (dirt/salt shedding).
- 3.2.3.5 Top and bottom tailgate pins must be 1 ¼" minimum diameter 303stainless steel.
- 3.2.3.6 Minimum 3/8" stainless steel coil chains shall be long enough to hold tailgate in horizontal position if necessary.
- 3.2.3.7 Heavy nylon mesh sleeves shall be installed over tailgate chains to protect body finish.
- 3.2.3.8 Lower latch hooks shall be flame cut from 3/4" minimum 201 stainless Steel minimum plate to secure against two (2) 3/8"

CRFQ 0803 DOT1800000052
REQUEST FOR QUOTATION
**(Class 371) 41,000 GVWR Single Axle Dump Truck
w/ Hydraulic System, Snow Plow, and V-Box Spreader**

minimum 201 stainless steel minimum, corner post mounted latch plates, one (1) set each side of the 3/4" minimum latch hook per side.

- 3.2.3.9** There must be a full width 1" 201 minimum stainless steel diameter (minimum) tailgate release rod at rear of body.
- 3.2.3.10** All tailgate hardware shall be 201 stainless steel minimum.
- 3.2.3.11** One (1) Stainless Steel d-ring lift hook mounted on top of tailgate.
- 3.2.3.12** Continuous welded body shell (except long sills to floor sheet that are skip welded), cab protector & tailgate.
- 3.2.3.13** Stationary 2-1/2" x 20" minimum long grip strut stainless steel steps (two steps) mounted to the front driver's side as far forward as possible on the horizontal side braces.
 - 3.2.3.13.1** Pull out stainless steel ladder shall be mounted below.
- 3.2.3.14** Full length 2-1/2" minimum grip strut stainless steel walk rail shall be mounted full length on bottom rub rails, both sides.
- 3.2.3.15** Full length 1/4" x 1-1/2" minimum flat stock tarp stock mounted to top horizontal side brace, both sides or equal.
- 3.2.3.16** One (1) one-piece stainless steel rod grab handles must be mounted on each side of the 20" step.
- 3.2.3.17** Front corner of bottom rub rail must be capped with 7GA minimum stainless steel and be on an approximate 60-degree angle.

3.2.4 Hoist and Rear Hinge Assembly:

- 3.2.4.1** Heavy duty front telescopic type hoist suitable for use with a Dump body on a road and highway maintenance truck used for snow and ice control, internally mounted in head-sheet.
- 3.2.4.2** Hoist shall be NTEA rated Class 90 No exceptions.
- 3.2.4.3** Thirty-three thousand-pound (33,000 LB.) capacity minimum @ 2000 PSI.
- 3.2.4.4** Hoist shall be double-acting (power up and down full length of stroke).
- 3.2.4.5** Hoist largest diameter stage must be at bottom.
 - 3.2.4.5.1** Inverted cylinder is not acceptable.
- 3.2.4.6** 4.5" inside diameter cylinder base tube (minimum).
- 3.2.4.7** 100" stroke (minimum).
- 3.2.4.8** All cylinder stages must be nitrated for corrosion resistance and wear resistance.

CRFQ 0803 DOT1800000052
REQUEST FOR QUOTATION
**(Class 371) 41,000 GVWR Single Axle Dump Truck
w/ Hydraulic System, Snow Plow, and V-Box Spreader**

- 3.2.4.9 Internal bore seal design so no packing adjustment or bleeding is required.
- 3.2.4.10 Hoist cylinder shall be mounted inside pivoting, trunnion mounted cylinder cover tube.
- 3.2.4.11 Shall have standard heavy duty hoist cradle for trunnion mounted telescopic hoist.
- 3.2.4.12 Mounting height shall not exceed 8" from the top of chassis frame to dump body floor.
- 3.2.4.13 6" x 8" x 1/2" x 38" minimum long formed angle with 2" minimum 303 stainless steel minimum pins with greaseable pins.
 - 3.2.4.13.1 Each pin is secured by nut/bolt.
- 3.2.4.14 Each pin mounts into two (2) 1/2" minimum plates mounted on two sides to the 6" x 8" x 1/2" minimum formed angle.
 - 3.2.4.14.1 Outside plate for each set must be 1.125" minimum from end angle with pin centers at 32" minimum.
- 3.2.4.15 Each rear hinge block must be a 2-1/2" minimum wide and 3.25" minimum tall plate steel with 5.88" minimum length mounting surface of body to top of block.
 - 3.2.4.15.1 Each block must accept a 2" minimum dumping stainless steel pivot pin.
- 3.2.4.16 Overhang from the center of the rear pivot must be 12" minimum to the end of the floor plate.

3.2.5 The following bed features shall be included:

- 3.2.5.1 Warning light (bed raised) dash or console mounted.
- 3.2.5.2 Mud guards, 10 gauge minimum, 201 stainless steel x 24 inches x 30 inches minimum, permanently attached in front of rear wheel and mounted by stainless steel bracket.
- 3.2.5.3 Rear mud flaps: Black, 24" x 36" x 1/2" thick minimum, tire cord reinforced construction with rubber nipples molded into the backside of the guard and mounted by stainless steel brackets with removable connecting rod.
- 3.2.5.4 Air operated tailgate shall be "pancake-type" tailgate release valve or equal.
 - 3.2.5.4.1 The air chamber shall be anchor lock with a spring-over-center latch.

CRFQ 0803 DOT1800000052
REQUEST FOR QUOTATION
**(Class 371) 41,000 GVWR Single Axle Dump Truck
w/ Hydraulic System, Snow Plow, and V-Box Spreader**

3.2.5.4.2 Pivot points must include greaseable stainless steel bushings.

3.2.5.5 OSHA approved corrosion resistant backup alarm, electronic ambient, adjusts to background noise, 112 dba minimum, shock mounted at rear.

3.2.5.6 Shall have bed body support, both sides.

3.2.5.7 Dump body shall have a stainless-steel bolt on full width asphalt plate minimum 10" long with stainless hardware.

3.1.5.7 Shall have one shovel holder installed on bed.

3.2.6 Bed Body Lighting:

3.2.6.1 All bed body wiring must be uninterrupted and complete with no splices.

3.2.6.2 All wire terminal ends (spade, ring, etc.) shall be: crimped soldered to the wires and heat shrink, or weatherproof connectors.

3.2.6.2.1 Quick fasteners and/or crimp butt connectors will not be acceptable for any connections.

3.2.6.3 All electrical connections shall be protected with dielectric silicone grease.

3.2.6.4 All body lights shall be connected to chassis through a waterproof junction box located at rear of truck.

3.2.6.5 All body lighting – stop, tail, turn, marker lights and reverse lights shall be LED type with sealed weatherproof wiring.

3.2.6.6 Rear lights shall be shock mounted, recessed oval stop, tail, turn, and recessed oval back up lights shall be mounted in back post.

3.2.6.7 Shall have three (3) light cluster located in bed body or truck chassis.

3.2.6.8 Two (2) amber oval LED strobe lights shall be mounted at the front corners of the cab protector and two (2) amber oval LED strobe lights mounted at each outside corner of cab protector.

3.2.6.8.1 Strobe lights shall be marked and switched in cab.

3.2.6.8.2 Oval cutouts shall be precut by dump body manufacturer.

3.2.6.9 Two (2) oval amber LED strobe lights mounted at top of rear corner posts right and left sides and shall be switched in combination with cab protector strobe.

3.2.6.9.1 Oval cutouts shall be precut by dump body manufacturer.

3.2.6.10 Shall have LED license plate light.

CRFQ 0803 DOT1800000052
REQUEST FOR QUOTATION
(Class 371) 41,000 GVWR Single Axle Dump Truck
w/ Hydraulic System, Snow Plow, and V-Box Spreader

3.2.6.11 Bed shall have LED marker lights on front and rear bed corners.

3.2.7 Under Body Tool Box:

3.2.7.1 One (1) stainless steel tool box shall be mounted under body on right side frame rail.

3.2.7.2 Tool box shall be 18" H x 24" W x 18" D minimum cradled by a structural angle stainless steel frame attached to the truck frame.

3.2.7.3 Tool box shall have a keyed latch of corrosion resistant hardware, automotive style weather stripping, and a drip rail over the door opening.

3.2.8 Load Covering System:

3.2.8.1 Shall be Aero Brand Model#575 or equal

3.2.8.2 Shall be electrically controlled.

3.2.8.3 Electric motor assembly shall include 12 volts sealed direct drive motor with forward and reverse action, cab mounted control switch, with resettable circuit breaker.

3.2.8.4 Pivot arm assembly shall be constructed in a two (2) piece bent arm configuration of 1 ¼ inch minimum 14-gauge minimum stainless steel or aluminum tubing.

3.2.8.5 Bent arm extensions shall be constructed of minimum one (1) inch 14gauge, stainless steel or aluminum tubing.

3.2.8.6 Rear cross shall be constructed of minimum 1 ¼ inch 14-gauge stainless steel or aluminum tubing.

3.2.8.7 Stainless steel pivot armrests shall be included.

3.2.8.8 Load covering system shall be provided with minimum of 18 oz. black asphalt rated tarp to fit dump body with brass or stainless steel eyelets every 2 foot.

3.3 FRONT SNOW PLOW:

3.3.1 **Moldboard** - The following are mandatory requirements for the moldboard.

CRFQ 0803 DOT1800000052
REQUEST FOR QUOTATION
**(Class 371) 41,000 GVWR Single Axle Dump Truck
w/ Hydraulic System, Snow Plow, and V-Box Spreader**

- 3.3.1.1 Moldboard Construction shall be 10 gauge minimum 201 Stainless Steel and rolled to give the snow a free rolling action. Break formed will not be acceptable.
 - 3.3.1.2 Overall width shall be a minimum of 10 foot with **11 foot optional plow will be listed on pricing page.**
 - 3.3.1.3 Overall height shall be a maximum of 36 inches.
 - 3.3.1.4 Plow Weight shall be 1815 pounds minimum.
 - 3.3.1.5 Moldboard shall be reinforced at the top and bottom edges.
 - 3.3.1.5.1 Top of moldboard shall be reinforced with an integrally structural angle 3-1/2 inch x 2-1/2 x 3/8inch minimum.
 - 3.3.1.5.2 Bottom angle shall be minimum of 4 inch x 4 inch x 3/4 inch angle gusseted.
 - 3.3.1.6 Moldboard shall have a cutting-edge attack angle with minimum of three (3) different adjustments from 5 degree, 10 degree, and 20 degree vertical measurement from ground using 3/4 inch plus.
 - 3.3.1.7 Shall have a travel arc of thirty- five degrees (35°) minimum each way; total seventy degrees (70°).
 - 3.3.1.8 Shall be minimum of eight (8) vertical ribs, 1/2 inch by 3-1/2 inch formed steel.
 - 3.3.1.9 Shall be continuously welded ribs, moldboard, and angles.
 - 3.3.1.10 An additional rubber snow shield shall be provided. It shall be minimum 5/16 inch x 12 inch belting and run the entire length of plow.
 - 3.3.1.10.1 It shall be mounted in a manner as not to add to overall plow height.
 - 3.3.1.10.2 Mounted with a stainless steel cover plate.
- 3.3.2 Cutting Edges** – The following are mandatory requirements related to the cutting edges.
- 3.3.2.1 Cutting edge shall be sectioned, standard AASHTO punched, in three (3) foot and four (4) foot lengths.
- 3.3.3 Blade Section:**
- 3.3.3.1 Shall be minimum 1/2 inch thick by six 6 inches wide, having a GRADE WC cemented tungsten carbide insert of 88 Rockwell A scale hardness.
 - 3.3.3.2 The insert shall be silver soldered on all sides of a milled slot near the center of the working edge.

CRFQ 0803 DOT1800000052
REQUEST FOR QUOTATION
**(Class 371) 41,000 GVWR Single Axle Dump Truck
w/ Hydraulic System, Snow Plow, and V-Box Spreader**

- 3.3.3.3 The braze joint shall have a transverse rupture strength of 345,000 PSI minimum.
- 3.3.3.4 Blade section shall be identifiable by manufacturer, name and part number stamped on the reverse side of each section.
- 3.3.3.5 Wrap around curb guards shall be mounted right and left side of plow.
- 3.3.3.6 Curb guards shall be minimum of 5/8 inch thick, maximum 6 inches high and minimum 8 inches long.

3.3.4 Safety Trip Mechanism – The following are mandatory requirements related to the safety trip mechanism.

- 3.3.4.1 Tripping mechanism shall be attached to semi-circle and moldboard ribs, and shall use minimum of two (2) compression springs.
- 3.3.4.2 The trip mechanism shall hold the plow rigid in the plowing position and trip automatically when cutting edge comes in contact with obstruction then returns to normal plowing position.

3.3.5 Push Frame - The following are mandatory requirements related to the push frame.

- 3.3.5.1 Push frame shall be of all welded construction designed per manufacturer's heaviest rated specifications.
 - 3.3.5.1.1 Push frame shall be 132 inches in length for 11-foot plow made of 4 inch x 4 inch x 3/8 inch minimum structural tube.
- 3.3.5.2 Moldboard to push frame connection shall be by a minimum of seven (7) hinges with each hinge having a fully welded in bushing to house pin.
 - 3.3.5.2.1 Bushing shall be 1-1/4 inches mounted to two (2) 5/8 inch mounting ears for total bearing surface per bushing of 2 – 1/2 inches.
- 3.3.5.3 The A- frame shall be equipped with an oscillating center pin of plow portion hitch of 1.5 inch (minimum) with push plate being 1 inch x 33 inch x 5 inches feature to permit the plow to follow uneven road surfaces.
 - 3.3.5.3.1 Semi-Circle shall be 3-1/2 inches x 3-1/2 inches x 1/2 inch.

CRFQ 0803 DOT1800000052
REQUEST FOR QUOTATION
**(Class 371) 41,000 GVWR Single Axle Dump Truck
w/ Hydraulic System, Snow Plow, and V-Box Spreader**

3.3.6 Hydraulic Power Reversing Mechanism:

3.3.6.1 Shall be minimum of two (2) double acting 4 inch x 2 inch x 10 inch stroke power reversing nitride hydraulic, cylinders fitted with the fixed base end near the center of the push frame.

3.3.6.1.1 Cylinders shall be mounted above the semi-circle.

3.3.6.2 Hydraulic power reverse mechanism shall include a dual cross-over relief cushion valve rated at a minimum of 40 G.P.M.

3.3.6.3 The "A" frame shall be minimum 4-inch channel with 2.5 inch flanges supporting a 1.5-inch (minimum) center reversing pin mounted in a 3 inch, ½ inch wall tube.

3.3.6.3.1 The push ends are welded to a 1inch x 33 inches x 5-inch base plate having a 1.5-inch pivot hole for the oscillator bar to attach to.

3.3.7 Skid Shoes:

3.3.7.1 Skid Shoes shall be Caster mounted carbide mushroom type shoes, one (1) on each side shall be provided with manual hand crank assembly.

3.3.7.2 Manufacturer's standard adjusting mechanism shall be included.

3.3.8 Snow Plow Cushion Valve:

3.3.8.1 A double relief cushion valve must be installed for the plow angle and scraper left/right.

3.3.8.2 The valve shall be set at 2000 PSI maximum.

3.3.8.3 The valve shall be constructed of a high-tensile cast iron body with ball and spring style relief that has hardened seat.

3.3.8.3.1 The valve shall be plumbed at the front of the truck for snowplow angle.

3.3.9 FRONT SNOW PLOW HITCH – The following are mandatory requirements related to the hitch.

CRFQ 0803 DOT1800000052
REQUEST FOR QUOTATION
**(Class 371) 41,000 GVWR Single Axle Dump Truck
w/ Hydraulic System, Snow Plow, and V-Box Spreader**

- 3.3.9.1** Shall be designed as a universal heaviest rating type unit to carry plows of weight specified.
- 3.3.9.2** The hitch shall be a frame type mount adaptable to any conventional truck and shall accommodate the tilt front end on the carrier.
- 3.3.9.3** The hitch shall be attached to truck's frame rails behind front bumper.
- 3.3.9.4** Hitch shall include a lift system designed at a rated capacity of 8,000 lbs. minimum.
 - 3.3.9.4.1** Lift cylinder must be same size as plows reversing cylinder for WVDOH's interchangeability.
- 3.3.9.5** Truck front plow hitch shall be a WVDOH plow quick hitch Design See attached: **EXHIBIT C**
- 3.3.9.6** Hitch frame height shall be approximately 33 inches and hitch width shall be approximately 26 inches.
 - 3.3.9.6.1** Will be determined at pre-build meeting.
- 3.3.9.7** Hitch frame members shall be ½ inches x 4 inches x 4 inches minimum structural angle or tubing.
 - 3.3.9.7.1** This hitch is low profile for access to the truck's engine compartment.
- 3.3.9.8** The lift arm and lift frame shall be designed to accept a 4 inch lift cylinder with nitride cylinder tube.
 - 3.3.9.8.1** Cylinder pins shall be 1 inch cold rolled steel.
- 3.3.9.9** Shall have a self-storing lift arm, accomplished by pulling one (1) 1 inch pin and folding the cylinder up, allows you to re-pin to store.

- 3.3.9.10** The telescopic lift arm shall be manufactured of 4 inch x 4 inch x 3/8 inch minimum square outer tubing and 3 inch x 3 inch x 3/8 inch minimum square inner tubing.
- 3.3.9.11** The lifting plate shall be 3/8 inch x 4 inch minimum flat material and have two (2) banjo-type chain eyes able to accept ½ inch minimum chain as well as the weight of the plow.
- 3.3.9.12** Shall also have two (2) stabilizer arms mounted to receiver tube of telescoping arm and outside pivot of hitch.
- 3.3.9.13** Shall provide custom ½ inch Grade 50 minimum cheek plates which shall be bolted welded or bolted to main hitch and to allow for bolting to truck's frame rail.

3.3.10 Plow Hydraulic System – The following are mandatory requirements related to the hydraulic system.

CRFQ 0803 DOT1800000052
REQUEST FOR QUOTATION
**(Class 371) 41,000 GVWR Single Axle Dump Truck
w/ Hydraulic System, Snow Plow, and V-Box Spreader**

3.3.10.1 Hydraulic pressure shall be supplied from the truck central hydraulic system through a lift valve and reversing valve (main bank valve) to the plow lift and reversing cylinders.

3.3.10.2 The vendor shall be required to supply the following hydraulic components:

- a. One (1) 4 inch lift cylinder with 10 inch stroke double-acting hydraulic lift cylinder (even if we only use one (1) line fitting in upper end with breather), clevis pinned top and bottom.
- b. Two (2) 4 inch double acting nitride hydraulic reversing cylinders.
- c. Plow reversing and plow truck portion lift cylinders must be the same size for interchangeability, standardization and one part number cylinder.

3.3.11 Paint – The following are mandatory items related to the paint color.

3.3.11.1 Unit shall be painted with urethane paint black or black powder coating paint code M6388G or equal.

3.3.11.1.1 Stainless plow face shall not be painted.

3.4 V-BOX SPREADER 2-in-1 V-Box, Prewetting/Slurry system:

3.4.1 Heavy Duty 201 Stainless Steel V-Box Dual Auger Salt Spreader with Storage Stand.

3.4.1.1 Capacity to be 6.0-yard minimum struck capacity.

3.4.1.2 Inside length to be 9.5 feet maximum and maximum height of 56".

3.4.1.3 Inside top width to be maximum 83-3/4".

3.4.1.4 Side slope to be 45-degree minimum.

3.4.1.5 Front & rear panels slope; minimum rear 9 degree, minimum front 18 degree.

3.4.1.6 Hopper seams shall continuous welded on inside.

3.4.1.7 Sides, ends, & side supports to be 10-gauge minimum 201 SS.

3.4.1.8 Top edge of hopper is formed "J" channel minimum 2" x 7/8".

3.4.1.9 Dual auger trough is to be 7-gauge minimum 201 SS.

3.4.1.10 Long sills to be 7-gauge minimum 201 SS continuous welded to side sheet.

CRFQ 0803 DOT1800000052
REQUEST FOR QUOTATION
**(Class 371) 41,000 GVWR Single Axle Dump Truck
w/ Hydraulic System, Snow Plow, and V-Box Spreader**

- 3.4.1.11** Cross sills to be formed 7 gauge minimum 201 SS welded to side supports.
- 3.4.1.12** Spreader shall have a 7-gauge minimum 201 SS inverted vee mounted over the dual augers with frame work for stability.
- 3.4.1.13** Lift hooks on each corner are 1/4" x 2" minimum formed 201 SS plate.
- 3.4.1.14** All hardware shall be 201 SS minimum.
- 3.4.1.15** Hydraulic inter-lock auger shut-off system to shut augers down when cover grates are opened—interlock plumbed at factory.
- 3.4.1.16** 3/8" rod on 3/8" rod Stainless steel top grate screens with anti-freeze hinges are required equipment with auger conveyor v-box units.
- 3.4.1.17** Full width 201SS minimum metal spill shield mounted at front of hopper on top rail with slope facing forward at 45 degree.
- 3.4.1.18** A full width rear 201 SS minimum light bar shall be mounted with nine (11) LED lights.
 - 3.4.1.18.1** Shall include stop, tail, turn, three (3) bar light, four (4) amber LED strobes and two (2) rear work lights.
 - 3.4.1.18.2** Shall have weatherproof junction box and 7 wire corrosion resistant trailer plug to reach rear of cab.
- 3.4.1.19** One (1) stainless steel ladder mounted at the rear of spreader on right side allowing access from ground to top of spreader with top handrail.
 - 3.4.1.19.1** One (1) grip strut step mounted on top of rear spinner housing frame above rear baffle and full width of spinner housing.
- 3.4.1.20** The V-box spreader shall include a stainless steel leg stand assembly.
- 3.4.1.21** The stand shall be capable of sliding into an 84" wide dump body with a 9" radius between the sides and floor.
 - 3.4.1.21.1** The base in contact with the dump floor shall not exceed 65" width. The spreader stand/leg assembly shall be designed to support an empty spreader hopper.
- 3.4.1.22** The spreader frame assembly shall be constructed from 201 grade stainless steel minimum.
- 3.4.1.23** The spreader frame shall contain two formed members, full length of the spreader unit on each side.
- 3.4.1.24** The two main longitudinal frame members shall be fabricated hat channel design, manufactured from a minimum of 7 gauge 201

CRFQ 0803 DOT1800000052
REQUEST FOR QUOTATION
**(Class 371) 41,000 GVWR Single Axle Dump Truck
w/ Hydraulic System, Snow Plow, and V-Box Spreader**

grade stainless steel.

3.4.1.24.1 They shall measure 6" minimum on the inside width and 7.5" minimum in height.

3.4.1.24.2 The frame shall be open on the bottom side and closed on the top side.

3.4.1.24.3 The front end of the main longitudinal members shall each include a 6" minimum solid heavy duty poly nylatron wheel.

3.4.1.24.4 The nylatron wheel shall be 4,000lb minimum rated without bearings.

3.4.1.24.5 No steel bushings of bearing are permitted.

3.4.1.24.6 The rollers will allow the spreader to roll into the dump body of the truck. The through roller shaft hardware shall be stainless steel.

3.4.1.25 Located between the main longitudinal frame members shall be cross braces manufactured from minimum 7gauge 201 grade stainless steel fabricated channel.

3.4.1.25.1 These channels shall be 5" minimum wide x 4" minimum deep, open to the bottom as to prevent material hold.

3.4.1.25.2 These supports shall be located on 24" minimum centers.

3.4.1.25.3 The clearance between the dump body bed and the underside of the cross bracing shall be minimum of 1-1/2".

3.4.1.26 The rear upper leg frame shall be an offset design located between the main frame rails and the rear lengths.

3.4.1.26.1 The structure shall be fabricated boxed tube construction, minimum of 7 gauge 201 grade stainless steel.

3.4.1.26.2 The frame members shall have a sloping angle of 30 degrees minimum down from the frame rail attachment point.

3.4.1.26.3 The upper leg frame shall have a series of (5) holes to allow for height adjustment of the lower leg.

3.4.1.27 The rear legs shall be manufactured from fabricated 1/4", minimum 201 grade stainless steel tube.

CRFQ 0803 DOT1800000052
REQUEST FOR QUOTATION
(Class 371) 41,000 GVWR Single Axle Dump Truck
w/ Hydraulic System, Snow Plow, and V-Box Spreader

- 3.4.1.27.1 The tubes shall be 5" minimum deep x 2" minimum wide.
- 3.4.1.27.2 The legs shall be adjustable within the upper leg frame by means of (5) minimum available height adjustment holes.
- 3.4.1.27.3 The rear legs shall be sloped a minimum of 15 degrees from vertical with the lower part of the leg angles away from the spreader body and towards the rear direction.
- 3.4.1.27.4 The rear legs shall pin to the upper leg frame with a handle type 1" minimum zinc plated pin.
- 3.4.1.27.5 The rear leg shall have a pivoting foot which shall measure a minimum of 10" in length x 2" minimum in width.
- 3.4.1.27.6 The foot shall include an integrated handle.
- 3.4.1.27.7 The foot shall be fabricated from a minimum of 7 gauge 201 grade stainless steel, and include a minimum of (5) 1/4" x 2" studs on the bottom side to reduce surface slippage.
- 3.4.1.28 The front legs shall be set back from the frames front roller wheels to allow the roller wheels to contact the dump body floor prior to contacting the front legs.
 - 3.4.1.28.1 The front legs shall be a tube in tube design, slanted forward at an angle of a minimum of 95 degrees.
 - 3.4.1.28.1.1 Also, the legs shall slant to the sides a minimum of 8 degrees.
 - 3.4.1.28.2 The upper portion of the front legs shall be constructed from a minimum of 4" x 4" x 7 gauge 201 grade stainless steel fabricated square tube.
 - 3.4.1.28.3 The upper legs shall have a series of (3) holes to allow for height adjustment.
 - 3.4.1.28.4 The lower inner leg shall be fabricated from 3.5" x 3.5" x 3/16" minimum structural stainless steel tube.
 - 3.4.1.28.5 The lower legs shall have a series of 6 holes to allow for height adjustment.
 - 3.4.1.28.6 The front leg bottom base shall have a pivoting foot pad, a minimum of 4" wide x 5" deep.

CRFQ 0803 DOT1800000052
REQUEST FOR QUOTATION
(Class 371) 41,000 GVWR Single Axle Dump Truck
w/ Hydraulic System, Snow Plow, and V-Box Spreader

3.4.1.28.7 The front legs shall manually actuate into the main frame members when the spreader is installed into a dump body.

3.4.1.28.8 When the spreader must be stored, the legs shall be pinned into the locked position with a 1.25" pin minimum.

3.4.1.29 The stand assembly shall include trunnion tailgate latches to allow the spreader/stand to be secured into the dump body latch fingers. The trunnion bar assembly shall consist of all stainless steel components/hardware and tailgate latch pins.

3.4.1.30 The stand shall include side guide wheels to assist in the loading/unloading of the spreader system. The guide wheels shall be adjustable and designed to ride along the side of the dump body.

3.4.1.31 The complete assembly shall be high pressure cleaned and SS etched to remove weld slag, splatter, and oils. All stainless steel shall remain in natural stainless steel finish.

3.5.2 Minimum Auger Requirements:

3.5.2.1 Dual 7" minimum diameter variable pitch auger conveying system. The augers must be counter rotating to help prevent bridging of material. Dual augers extend 2 feet past end of hopper to allow discharge into spinner chute.

3.5.2.2 Each auger is driven at the rear by a 24.7 CIR hydraulic motor which is directly coupled to a 3.6:1 planetary gear case with 2.5 inch diameter shaft coupled to the end of the auger shaft with a 7/8" cross bolt.

3.5.2.3 Gear case is directly coupled to end of auger shaft.

3.5.2.4 Auger shaft connects at front with a 2" 2 bolt flange bearing.

3.5.2.5 Rear auger drive motors must have motor guards.

3.5.3 Reservoir Tanks:

3.5.3.1(2) 300-gallon minimum rotation molded medium density .375" polyethylene tank with 5" diameter cap. Includes sump for complete drainage.

3.5.3.2 Replaceable screen line strainer.

3.5.3.3 Corrosion resistant shut off valves.

CRFQ 0803 DOT1800000052
REQUEST FOR QUOTATION
(Class 371) 41,000 GVWR Single Axle Dump Truck
w/ Hydraulic System, Snow Plow, and V-Box Spreader

- 3.5.3.4 Reservoir tank is angle formed to allow for mounting on the side of a slip-in v-box utilizing 201 stainless steel minimum mounting brackets and hardware.
- 3.5.3.5 Supplied with bulk tank fill quick couplings. Internal baffle.
- 3.5.3.6 Banjo brand fittings must be provided to allow for filling/unloading.

3.5.4 Spinner Assembly:

- 3.5.4.1 10 gauge 201 stainless steel minimum enclosed design.
- 3.5.4.2 Spinner assembly shall have a (4) position telescopic adjustment below mounting surface.
- 3.5.4.3 Two (2) baffles shall be positioned at the bottom of the spinner chute to direct flow of materials onto spinner disc for directional spread pattern adjustment.
- 3.5.4.4 The two (2) spread pattern adjustment baffles shall each have 5 (five) positions of adjustment without the use of tools.
 - 3.5.4.4.1 The baffle(s) shall utilize a 304SS notched bar that pins into position for a positive lock.
- 3.5.4.5 Four (4) bottom spinner deflectors shall be over-lapping to prevent loss of granular material when the deflectors are raised.
 - 3.5.4.5.1 Front deflector is fixed.
- 3.5.4.6 The bottom over-lapping spinner deflectors shall have four (4) positions of rod and pin adjustment without tools.
 - 3.5.4.6.1 Chain adjustable deflectors are not acceptable.
- 3.5.4.7 The bottom over-lapping spinner deflectors shall have the capability to be removed and/or replaced without tools.
- 3.5.4.8 Poly 20" diameter spinner disc shall have replaceable machined hub.
- 3.5.4.9 Poly spinner disc shall have minimum of six (6) built in spinner vanes.
- 3.5.4.10 Spinner hydraulic motor shall mount directly on top of spinner disc.
- 3.5.4.11 The top mounted spinner motor shall be enclosed in the spinner chute to maximize granular material flow to the spinner disc.
 - 3.5.4.11.1 For serviceability, the spinner chute shall have open access to the spinner motor.
- 3.5.4.12 A spinner bypass chute shall be provided that allows for the stationary unloading of granular material.
 - 3.5.4.12.1 When in the pivoted "down" position, the chute shall provide complete bypass of the spinner and bottom

CRFQ 0803 DOT1800000052
REQUEST FOR QUOTATION
**(Class 371) 41,000 GVWR Single Axle Dump Truck
w/ Hydraulic System, Snow Plow, and V-Box Spreader**

deflectors.

3.5.4.12.2 When in the “up” position, the chute shall become part of the enclosed spinner chute providing granular material flow to the spinner.

3.5.4.12.3 The bypass chute shall have a quick latch system pinning into position without the use of tools.

3.5.5 Metering Orifice and Slurry Tube:

3.5.5.1 Metering Orifice and Slurry Tube shall be bolt-on brackets, with all stainless steel hardware, and fittings supplied.

3.5.5.2 Variable displacement orifice provides an extended range of material outputs located in spinner chute.

3.5.5.3 Variable displacement orifice 22" wide minimum, vented internal at top of spinner chute.

3.5.5.4 Spreader shall have a stainless steel liquid injection tube 1" OD which shall be located on the underside of the inverted vee. The injection tube will provide liquid which will be agitated by the spreader augers to create a salt slurry mixture. The liquid for the slurry generation process shall come from the liquid pre-wet system. There shall be a manual ball valve to control flow from the pre-wet to either the slurry injection line or to the spinner pre-wet nozzles (variable displacement).

3.5.6 Hydraulic Pre-Wet System:

3.5.6.1 Liquid pumping system shall come complete with all plumbing, pumps with an enclosure, and mounting hardware.

3.5.6.2 The spray system shall be completely controlled by the ground speed spreader control.

3.5.6.3 System shall run off a section in valve stack.

3.5.6.4 Pump housings and gears are made of top quality bronze and corrosion resistant.

3.5.6.5 Pump shall be self-priming, pulse free positive displacement design.

3.5.6.6 Unit shall come with a precision-machined minimum 303 stainless steel shaft.

CRFQ 0803 DOT1800000052
REQUEST FOR QUOTATION
**(Class 371) 41,000 GVWR Single Axle Dump Truck
w/ Hydraulic System, Snow Plow, and V-Box Spreader**

- 3.5.6.7 Bearings are designed of high performance carbon graphite material selected for wear resistance and long service life, O-ring cover seal for maximum leak protection.
- 3.5.6.8 Pump shall come with a built in relief valve set at 45 PSI maximum to protect against over-pressurization.
- 3.5.6.9 Pump shall have a continuous duty rating of 125 PSI maximum.
- 3.5.6.10 Pump shall be plumbed through a minimum 0-15 maximum GPM flow meter, made of a non- corrosive material.
- 3.5.6.11 Pump shall be capable of 8 GPM minimum at 40 PSI maximum.
- 3.5.6.12 Hydraulic motor must be a 12.5cc minimum and mount directly to the pump and have a machined aluminum mounting bracket.
- 3.5.6.13 Hydraulic connections shall be bulkhead style mounted in bottom of enclosure.
- 3.5.6.14 All hydraulics inside enclosure shall be hard plumbed.
- 3.5.6.15 Pumps shall be mounted in a Nema 4x style weather tight enclosure.
- 3.5.6.16 All plumbing shall be included for a 4 nozzle system with check valves.
- 3.5.6.17 There shall be (4) 2 GPM brass nozzles with quick connect caps. Check valves 5 minimum and 20 maximum PSI for auto nozzle selection via pressure.
- 3.5.6.18 There shall be a ¾" strainer with stainless steel maximum 20 mesh screen, and a poly 3-way ball valve for flushing pump. shall be mounted on Vcc-Box Spreader on passenger side rear.

3.6 CENTRAL HYDRAULIC SYSTEM- The Central Hydraulic System shall be completely adjusted to proper pressures. Spreader controls shall be calibrated and ready for use when delivered. Plow Balance system shall be adjusted and ready for use.

3.6.1 Power Take Off:

- 3.6.1.1 Power take off shall be made of cast iron.
- 3.6.1.2 Unit shall be capable of mounting to fully automatic style transmission.
- 3.6.1.3 PTO shall be of the Hot Shift design and have a rotatable direct mount cast iron flange for the hydraulic pump to mate to. Shall be of the Wet Spline design, PTO/pump shafts are bathed in oil.

CRFQ 0803 DOT1800000052
REQUEST FOR QUOTATION
(Class 371) 41,000 GVWR Single Axle Dump Truck
w/ Hydraulic System, Snow Plow, and V-Box Spreader

3.6.1.4 PTO to engine speed shall be in the maximum range of 116% to 120%.

3.6.1.5 Unit shall have in internal solenoid shifting coil no external shifting is acceptable.

3.6.1.6 PTO must have automatic shutdown with override switch for low oil and hot oil conditions.

3.6.1.7 PTO must have continuous torque rating of 390lb. ft. maximum.

3.6.2 Hydraulic Pump:

3.6.2.1 The hydraulic pump shall have a minimum displacement of 75cc.

3.6.2.2 The hydraulic pump shall be direct flange mount to PTO.

3.6.2.3 The piston pump (load sensing type) must be capable of 48 GPM minimum and a minimum of 3000 PSI at 2500 RPM.

3.6.2.4 Pump must have rear ports to avoid multiple 90-degree bends in suction line.

3.6.2.5 The case drain must be positioned as high as possible and directed back to the reservoir without passing through the return line filter.

3.6.2.6 Pump must have #24 minimum size O-ring port with 2" minimum barb fitting, for suction port and 1" minimum O-ring pressure port.

3.6.2.7 Pump must be all cast iron design.

3.6.2.8 The pump must have internal bleed down compensator option.

3.6.2.9 Compensator shall have 2 ports to choose from for the load sense line for ease of installation.

3.7.3 Hydraulic Stack Valve:

3.7.3.1 The valve shall be of a mobile stackable design load sensing type.

3.7.3.2 The valve shall be all cast iron design and all sections must be of the same valve series.

3.7.3.3 The valve shall be capable of a nominal 35 GPM minimum with published flow curves to 40 GPM maximum.

3.7.3.4 The valve must be pressure and flow compensated.

3.7.3.5 Inlet and outlet ports shall be 1" O-ring, all working ports shall be 5/8" O-ring minimum.

3.7.3.6 Valve shall be arranged as follows:

A. Inlet cap with top ported pressure and tank, load sense and drain ports, must also have pressure core blocking to help coupler dis-connect.

B. Double acting cylinder spool for hoist 0 minimum-32 maximum GPM, proportional 12VDC operated, with spring return to neutral.

CRFQ 0803 DOT1800000052
REQUEST FOR QUOTATION
**(Class 371) 41,000 GVWR Single Axle Dump Truck
w/ Hydraulic System, Snow Plow, and V-Box Spreader**

Section shall have manual handle overrides with stroke limiters and 500 PSI minimum down side load sense relief.

C. Double acting cylinder spool for plow lift, proportional 12VDC operated with spring return to neutral. Pressure compensated 0 minimum-10 maximum GPM main spool. Section shall have manual handle overrides and stroke limiters.

D. Double acting cylinder spool for plow angle, proportional 12VDC operated with spring return to neutral. Pressure compensated 0 minimum – 15 maximum GPM main spool. Section shall have manual handle overrides and stroke limiters.

E. Single acting 0 minimum – 15 maximum GPM spool for feeder, proportional 12VDC spring to center with manual override.

F. Single acting 0 minimum -7 maximum GPM spool for spinner, proportional 12VDC spring to center with manual override.

G. Single acting 0 minimum -7 maximum GPM spool for pre-wet, proportional 12VDC spring to center with manual override.

H. Single acting 0 minimum – 15 maximum GPM spool for Anti-Ice, proportional 12VDC spring to center with manual override.

3.7.3.7 Spreader and pre-wet sections shall be part of a manifold assembly that has a bleed orifice and bolts to the valve sections.

3.7.3.7.1 Aluminum single block manifold valves and sub-plate mounted valves will not be accepted.

3.7.4. CONTROLS FOR DUMP BODY HOIST and SNOW PLOW and SPREADER:

3.7.4.1 Shall be a one piece modular control arm design for a variety of joystick controls, control and switch configurations.

3.7.4.2 Unit shall come with 2 fully proportional joysticks for hoist and plow.

3.7.4.3 Shall have a single axis control with dead man switch for hoist.

3.7.4.4 Shall have a dual axis “+” design for snowplow and wing up/down, and left/right control.

3.7.4.5 CAN based wiring for ease of installation.

3.7.4.6 Joysticks can be trimmed for minimum and maximum speed on screen.

CRFQ 0803 DOT1800000052
REQUEST FOR QUOTATION
(Class 371) 41,000 GVWR Single Axle Dump Truck
w/ Hydraulic System, Snow Plow, and V-Box Spreader

- 3.7.4.7 Armrest style console shall be fully adjustable to accommodate automatic transmissions, and mount close to drivers seat right hand side.
- 3.7.4.8 Control unit shall be fully adjustable and swivel left to right.
- 3.7.4.9 Display messages for: Low Oil, Body Up, Change Filter, Plow Float and lane selection.
- 3.7.4.10 All messages shall be displayed on the display and show the actual name of the message.
- 3.7.4.11 Console shall have 3 on/off rocker switches in the arm for left, center, and right lane for anti-icing.
- 3.7.4.12 Console shall have a PTO switch for on/off, Plow balance switch for on/off and a momentary position for low oil override.
- 3.7.4.13 Shall be full closed loop operation for auger, pre-wet and anti-ice functions.
- 3.7.4.14 Closed loop on the auger shall be with the sensor built into the motor and shall be a M12 connection.
- 3.7.4.15 Unit shall have a surface patrol air/temp sensor and must be on display.
- 3.7.4.16 Unit shall come with full schematic documentation.

3.8 SPREADER CONTROLLER- The intent of this specification is to describe a complete control system that operates on a CAN-Bus. The system communicates over a CANOpen bus system using CANOpen protocol.

3.8.1 The System:

- 3.8.1.1 The system shall consist of four primary modules that reside on the CAN bus and allow flexibility in mounting configurations. The system is completely expandable and allows for additional modules to be added to the CAN bus. All four primary components of the system are software upgradeable. The configuration file of a calibrated system can be saved for transfer to other systems or as a backup providing the ability to use a specific configuration for varying vehicle use or operator skill level.
 - 3.8.1.1.1 The configuration file will be accessible by a USB port located in the display.
 - 3.8.1.1.2 The original configuration is maintained at the factory as a secondary backup and is traceable by part number.
- 3.8.1.2 The in-cab axis controls must be placed on the CAN Open bus by utilizing an encoder module which has (5) 0-5v analog inputs and (14) PnP Digital Inputs.
 - 3.8.1.2.1 The Encoder module will use a circuit board that has been conformal coated to provide moisture and shock resistance.

CRFQ 0803 DOT1800000052
REQUEST FOR QUOTATION
**(Class 371) 41,000 GVWR Single Axle Dump Truck
w/ Hydraulic System, Snow Plow, and V-Box Spreader**

- 3.8.1.2.2** The system will support up to (2) Joystick encoder modules and be able to support 10 physical joystick axes maximum and 10 virtual axes maximum.
- 3.8.1.3** The display can be attached to the system panel or remote mounted. Joystick function will be clearly labeled on a graphic overlay providing basic operator instruction.
 - 3.8.1.3.1** The system panel can be positioned over a 360 degree rotation and 4 inches minimum of vertical travel on its mounting tube.
 - 3.8.1.3.2** The optional Touch-guard panel can be remote mounted, mounted in the system panel, or armrest.
 - 3.8.1.3.3** Up to (4) Touch-guard systems can be associated on the same CAN bus.
- 3.8.1.4** The system must boot in 35 seconds or less and must not consume power when the ignition key is turned off.
 - 3.8.1.4.1** Systems that draw power in the “off mode” to manage system boot time between ignition cycles are not acceptable.

3.8.2 The Display:

- 3.8.2.1** The Display must include a 7 inch minimum, color touchscreen enclosed within aluminum housing. (1) USB port and (4) Digital outputs capable to 400 mA minimum.
- 3.8.2.2** The display will include a well-designed User Interface (UI) that allows the user to navigate within the system software. The UI will include a self-guided tutorial for setup and calibration. Context appropriate help menus will also be available within individual setup screens.
 - 3.8.2.2.1** The display must use a panel layout design which can be customized by the end user by changing the location, size, and color of the panels.
 - 3.8.2.2.2** Display shall have a USB drive for firmware updates, configurations, and calibrations saving and uploading.
 - 3.8.2.2.3** The complete configuration and calibration values shall also be in a spread sheet format when downloaded.
 - 3.8.2.2.4** The operator shall be able to make changes to the rate, lane, pre-wet, and anti-ice functions using the operator panel or the touchscreen.
- 3.8.2.3** The screen layout will be user defined to optimize functions as well as to view and interact with the system within a 4x5 inch minimum grid layout.
 - 3.8.2.3.1** Users may combine or separate grid location boxes in order to view system information in the combination and shape of their choosing.

CRFQ 0803 DOT1800000052
REQUEST FOR QUOTATION
**(Class 371) 41,000 GVWR Single Axle Dump Truck
w/ Hydraulic System, Snow Plow, and V-Box Spreader**

- 3.8.2.3.2** Users will be able to reconfigure the system for rapid transition between winter and summer operations with unique layouts and system configurations.
- 3.8.2.4** System information on the screen may include, but is not limited to:
 - 3.8.2.4.1** granular rates, pre-wet and anti-ice rates, lane indication, road/air temperature, hydraulic pressure, system status, error messages, plow float indication, auto/manual mode indication and material currently being used.
 - 3.8.2.4.2** Active functions that are not in use shall show “off” and the graphic be “grayed out” for ease of operator interpretation.
 - 3.8.2.4.3** Tile color assignments may be customized by the user.
- 3.8.2.5** The display will provide a built in diagnostic feature allowing technicians to view all input signals in real time.
 - 3.8.2.5.1** The display will also provide error logging and system status change logging for reviewing operator inputs.

3.8.3 The Software:

- 3.8.3.1** The system shall incorporate three levels of security and access that is password protected and defined by the user.
 - 3.8.3.1.1** The three levels of access called “user”, “technician” and “admin” shall give the user varying levels of access to the system setup, data, configuration fields and parameters based upon access given.
 - 3.8.3.1.2** The “administrator” shall have full access to all menus in the system and have the ability to make system configuration changes as well as system parameter changes.
- 3.8.3.2** Spreader and liquid functions must have the ability to be controlled utilizing closed loop feedback.
 - 3.8.3.2.1** The system will automatically default to open loop operation in the event of a sensor failure or loss of input.
 - 3.8.3.2.2** The system will alert the operator and log the error.
 - 3.8.3.2.3** The system shall have “over speed” protection for the liquid functions that will alert the operator and shut down the liquid function when the driver has exceeded a user defined speed.
- 3.8.3.3** Non-critical alerts such as sensor faults must not create alarms that distract the driver by requiring action to clear or stop the audible alarm.
 - 3.8.3.3.1** When a sensor fault is detected, materiel application will continue in open loop mode.
- 3.8.3.4** The software shall include as a baked in safety feature the ability to configure a “Panic mode” where momentary operation of a switch in

CRFQ 0803 DOT1800000052
REQUEST FOR QUOTATION
**(Class 371) 41,000 GVWR Single Axle Dump Truck
w/ Hydraulic System, Snow Plow, and V-Box Spreader**

the console starts a timed cycle which automatically retracts user specified functions at a predetermined trim value.

3.8.3.4.1 After the cycle times out the system shall return to normal operation.

3.8.3.5 The software shall incorporate a “test speed” mode for use in testing the system safely without requiring the truck to be moving or the drive axles engaged.

3.8.3.6 The system must be able to independently operate a second spreader (such as a tow plow) that includes liquid or granular application without the installation of multiple control systems.

3.8.3.6.1 Rate information must be able to be displayed on a single display screen for both the main unit and the towed equipment.

3.8.3.6.2 Both must be controlled from one operator panel.

3.8.3.6.3 Application rates may run independently or be slaved to the main unit.

3.8.3.6.4 The system will also be capable of dynamic variable gate control and cross conveyor support.

3.8.4 The Valve driver module:

3.8.4.1 IP68 compliant (dust, submersible and water type) sealed assembly shall be mounted to the valve enclosure providing both interior and exterior electrical connections.

3.8.4.1.1 The valve driver module drives maximum of (14) 6 amp PWM channels, accepts 4 – 20mA input, 4 closed loop feedback signals, and multiple digital inputs.

3.8.4.1.1.1 All PWM outputs are software configurable and can be controlled by closed loop operation, proportional input devices, or digital input devices.

3.8.4.1.2 The module includes: over temperature shutdown, over current shutdown, and low voltage shutdown.

3.8.4.1.3 All electrical connections are IP68 sealed when mated, utilizing threaded connections for positive retention.

3.8.5 The Operator panel:

3.8.5.1 The operator panel shall be enclosed in an aluminum housing which includes crash bars to protect the buttons and rotary encoders.

CRFQ 0803 DOT1800000052
REQUEST FOR QUOTATION
(Class 371) 41,000 GVWR Single Axle Dump Truck
w/ Hydraulic System, Snow Plow, and V-Box Spreader

3.8.5.1.1 It will include a silicone keypad with conductive carbon contacts and (3) rotary encoders that are individually repairable.

3.8.5.1.1.1 These encoders will have detent positions that will be user programmable as to the value of each increment in the setup menu.

3.8.5.2 The operator panel provides input capabilities to support RS232, RS422, truck speed input, and multiple digital input/output.

3.8.5.3 The panel shall have surface patrol air temperature sending unit.

3.8.5.4 The panel has built in LED backlighting that dims with the display for night viewing.

3.8.5.5 The panel shall incorporate button labeled: Blast, Pause, Liquid, Spreader, Mode, Product, and Select.

3.8.6 “TPE” Thermoplastic Elastomer Wiring Specification:

3.8.6.1 The system must make heavy use of electrical connections and cables that resist corrosion and contaminant ingress in all areas exposed to the elements.

3.8.6.2 Wiring and harness system shall meet ISO rating IP68 and NEMA 6.

3.8.6.3 The connectors shall be stainless steel or nickel plated brass.

3.8.6.3.1 Each shall have three sealing points: the lock ring itself, a raised portion of the molded plastic around each pin, and a Viton O-ring that seals the entire connector.

3.8.6.4 The cable jacket shall be TPE- thermoplastic elastomer, and molded to the connectors.

3.8.6.5 Connectors and harness shall be rated and tested for a temperature range from – 30C to + 70C.

3.8.6.6 Cabling shall be rated excellent in low temperature flexibility and in its resistance to oxidation, heat, oil, weather, sun, ozone, abrasion, electrical priorities, flame, water, acid, alkali, gasoline, benzol, toluol, degreaser solvents, alcohol, and weld slag.

3.8.7 Reservoir/Valve Compartment:

3.8.7.1 Shall have one (1) 30 gallon all-welded 7 gauge minimum 201 stainless steel hydraulic oil reservoir/valve compartment frame mounted.

3.8.7.1.1 Shall be mounted in a manner not to transmit any truck torsional loads thru the tank.

3.8.7.1.2 Valve component shall be accessible with bed body down.

3.8.7.2 Hydraulic Tank shall be internally baffled and must have oil level site

CRFQ 0803 DOT1800000052
REQUEST FOR QUOTATION
**(Class 371) 41,000 GVWR Single Axle Dump Truck
w/ Hydraulic System, Snow Plow, and V-Box Spreader**

glass with thermometer.

- 3.8.7.3** Valve enclosure shall be protected from both road and pressure washer spray and shall accommodate valve stack and plow balance valve.
- 3.8.7.4** A 2 inch full flow brass ball valve shall be plumbed at the suction port of the tank.
- 3.8.7.5** Hydraulic oil filter shall be mounted in the reservoir.
 - 3.8.7.5.1** Hydraulic filter shall be a 10-micron minimum with a bypass and replaceable cartridge.
 - 3.8.7.5.2** Filter shall be capable of 80 GPM minimum flow capacity.
- 3.8.7.6** Tank shall be equipped with a 10 micron minimum filler/breather cap with removable 500 micron minimum stainless steel strainer.
- 3.8.7.7** Tank shall include low oil, filter and temperature sensors.

3.8.8 Hydraulic Lines and Fittings:

- 3.8.8.1** Stainless steel tubing to be used under body and cab in lieu of hosing.
 - 3.8.8.1.1** Only hosing to be used is at the ends of the stainless steel tubing to each function's quick couplers or connection.
 - 3.8.8.1.2** Tubing shall be seamless #201 minimum stainless steel construction with a minimum wall thickness of 0.065".
 - 3.8.8.1.2.1** The ends must be flared to accommodate a 37 degree JIC fitting.
 - 3.8.8.1.2.2** The use of compression fittings is not acceptable.
 - 3.8.8.1.2.3** Spacing of ½ inch minimum of each tube to allow for material to fall between each tube.
- 3.8.8.2** All stainless tubing must be mounted in polyurethane poly green tube clamps.
- 3.8.8.3** All hoses shall be wire braid reinforced with swaged on high pressure JIC 37 degree tapered seat end fittings.
- 3.8.8.4** All fittings & adapters shall be forged steel (No tapered pipe fittings except on suction hose).
- 3.8.8.5** Spreader stainless steel hose couplers shall be mounted on either Frame rail or pintle plate under dump body at rear.
- 3.8.8.6** Shall have polymer dust plugs or caps on all couplers with retainer straps.
- 3.8.8.7** All hoses shall be routed away from chassis exhaust whenever possible to protect against heat deterioration.
- 3.8.8.8** All hoses shall be properly rated for pressure of hydraulic system.
- 3.8.8.9** All hose ends connecting to valve assembly shall be 90-degree female

CRFQ 0803 DOT1800000052
REQUEST FOR QUOTATION
(Class 371) 41,000 GVWR Single Axle Dump Truck
w/ Hydraulic System, Snow Plow, and V-Box Spreader

JIC swivel.

- 3.8.8.10** Suction Hose shall be 2" ID SAE 100R4 style or equal, connecting the pump and reservoir with a king nipples, with both ends being double clamped with T-bolt style stainless steel super clamps.
- 3.8.8.11** Pressure hose shall be 1" ID minimum 2000 PSI rated with female JIC swivels at both ends.
- 3.8.8.12** Return line shall be 1 ¼" ID SAE 100R4 style or equal with female JIC swivels at both ends.
- 3.8.8.13** Hoist raise line shall be ¾" ID, lower line ½", minimum 2250 PSI rated with female JIC swivels at both ends.
- 3.8.8.14** Plow and wing lines shall be ½" ID minimum 2250 PSI rated, ran to front of truck with female JIC swivels at both ends.
- 3.8.8.15** Auger and anti-ice line shall be ¾" ID minimum 2250 PSI rated and have female JIC swivels at both ends.
- 3.8.8.16** Spinner line shall be ½" ID minimum 2250 PSI rated and have female JIC swivels at both ends.
- 3.8.8.17** Spreader return line shall be 1" ID SAE 100R4 style or equal with female JIC swivels at both ends.
- 3.8.8.18** Pump case drain shall be ¾" ID minimum 2250 PSI rated and have female JIC swivels at both ends.
- 3.8.8.19** Load sense line shall be 3/8" ID 2250 PSI minimum rated and have female JIC swivels at both ends.

3.8.9 PLOW BALANCE VALVE

- 3.8.9.1** System to be supplied with a plow balance valve.
 - 3.8.9.1.1** Valve to be designed to offset a specific (adjustable) plow weight when activated.
 - 3.8.9.1.2** Valve to be of cartridge and manifold design, and electrically activated.
 - 3.8.9.1.3** In the case of a load sense hydraulic system, the valve shall be activated by a single solenoid.
 - 3.8.9.1.4** In the case of an open center system, the valve is to be activated by two solenoids- one for the plow offset and one for an integral unloader.
- 3.8.9.2** The plow balance system must not alter the operation of any other hydraulic function on the vehicle or effect the performance of other hydraulically operated equipment including wing plow, body hoist, and plow hoist or angle, or spreader functions.

CRFQ 0803 DOT1800000052
REQUEST FOR QUOTATION
(Class 371) 41,000 GVWR Single Axle Dump Truck
w/ Hydraulic System, Snow Plow, and V-Box Spreader

- 3.8.9.2.1** Operation of any electrical switches beyond the normal up/down command to raise or lower the plow is not acceptable.
- 3.8.9.3** The plow balance system will remain electrically activated when lifting the plow from the road surface.
 - 3.8.9.3.1** Plow lift must be immediate.
 - 3.8.9.3.1.1** It is not necessary to turn off the system for plow lift.
 - 3.8.9.3.2** Plow lowering and return to balance mode must be done by activating the plow lever or switch to the lower mode.
- 3.8.9.4** The plow balance system must be able to hold the plow in the up position indefinitely.
- 3.8.9.5** The plow balance manifold shall be of cartridge style valve utilizing “floating” style cartridge valves.
- 3.8.9.6** The valve body must be constructed of aluminum and have minimum construction whole plugs.
- 3.8.9.7** All solenoid valve coils shall have manual override capabilities.
- 3.8.9.8** Manifold must include a pressure test point for use when checking balance pressures.
 - 3.8.9.8.1** The pressure test point must be capable of taping into the system at pressures of up to 5000 PSI.
- 3.8.9.9** The plow balance valve must be installed in the valve/tank combination.

3.8.10 Hydraulic Test and Inspection:

- 3.8.10.1** Any items not specifically stated herein, but necessary for proper system operation, shall comply with recommended hydraulic industry standards.
- 3.8.10.2** The vendor shall be responsible for pre-testing of hydraulic system which shall include the following:
 - 3.8.10.2.1** A startup and initial high pressure run of all hydraulic system components shall be done to check for leaks, heat buildup, system efficiency, pressure settings, etc.
- 3.8.10.3** Vendor will be responsible for initial test of spreader and all plow circuits including wing plow and wet tank if equipped.
- 3.8.10.4** After complete testing of hydraulic system, hydraulic filter must be changed.

CRFQ 0803 DOT1800000052
REQUEST FOR QUOTATION
(Class 371) 41,000 GVWR Single Axle Dump Truck
w/ Hydraulic System, Snow Plow, and V-Box Spreader

3.8.11 Miscellaneous Information:

3.8.11.1 The vendor is responsible to furnish a truck that is properly engineered and that confirms to all and any laws governing such equipment.

3.8.12 Unspecified Accessories & Features:

3.8.12.1 All parts, equipment, accessories, materials, design and performance characteristics not specified herein, but which are necessary to provide a complete unit, must be furnished with each unit and required to conform to strength, quality of material, and quality of workmanship to those which are advertised and provided to the market in general by the unit Industry.

3.8.12.2 All parts and accessories advertised and regularly supplied as standard shall be included, except those which would represent duplication of these specified and except those which, by specification, are not to be furnished.

3.8.12.3 All standard safety features, required by Federal and State Law, shall be included.

3.8.13 Pre Build Meeting:

3.8.13.1 After award of contract there will be a mandatory pre-build meeting with successful vendor, manufacturers and up fitters at address below or successful vendor's location
The WVDOT/Equipment Division,
83 Brushy Fork Rd. Crossing,
Buckhannon WV.

4. CONTRACT AWARD:

4.1 Contract Award: The Contract is intended to provide Agencies with a purchase price on all Contract Items. The Contract shall be awarded to the Vendor that provides all the Contract Items meeting the required specifications for the lowest overall total cost as shown on the Pricing Pages.

4.2 Pricing Pages: Vendor must complete and submit the Pricing Pages (**Exhibit A**) by completing the Year, Make, Model and inserting quoted Unit Price. Vendor shall take estimated Quantity and multiply by unit price to get grand total. Vendor must complete the **Exhibit A** Pricing Pages in

CRFQ 0803 DOT1800000052
REQUEST FOR QUOTATION
(Class 371) 41,000 GVWR Single Axle Dump Truck
w/ Hydraulic System, Snow Plow, and V-Box Spreader

their entirety as failure to do so will result in Vendor's bids being disqualified.

The Exhibit_A Pricing Page has been provided in Excel and formatted to automatically calculate the Extended Price and the Total Bid Cost when the Unit Price is entered. However, it is the vendors responsibility to ensure the calculations for their bid is correct before submitting. In the event of an error, the Unit Price will prevail.

The Pricing Pages contain a list of the Contract Items and estimated purchase volume. The estimated purchase volume for each item represents the approximate volume of anticipated purchases only. No future use of the Contract or any individual item is guaranteed or implied.

Vendor should electronically enter the information into the Pricing Pages through wvOASIS, if available, or as an electronic document.

5. ORDERING AND PAYMENT:

5.1 Ordering: Vendor shall accept orders through wvOASIS, regular mail, facsimile, e-mail, or any other written form of communication. Vendor may, but is not required to, accept on-line orders through a secure internet ordering portal/website. If Vendor has the ability to accept on-line orders, it should include in its response a brief description of how Agencies may utilize the on-line ordering system. Vendor shall ensure that its on-line ordering system is properly secured prior to processing Agency orders on-line.

5.2 Payment: Vendor shall accept payment in accordance with the payment procedures of the State of West Virginia.

6. DELIVERY AND RETURN:

6.1 Delivery Time: Vendor shall deliver standard orders within **180** working days after orders are received. Vendor shall ship all orders in accordance with the above schedule and shall not hold orders until a minimum delivery quantity is met. A completed pilot model for inspection must be provided within 120 working day(s) after receipt of the purchase agreement by the successful vendor. Working day is defined as any week day, Monday thru Friday, excluding Federal and State Holidays.

6.2 Late Delivery: The Agency placing the order under this Contract must be notified in writing if orders will be delayed for any reason. Any delay in delivery that could cause harm to an Agency will be grounds for cancellation of the delayed order, and/or

CRFQ 0803 DOT1800000052
REQUEST FOR QUOTATION
(Class 371) 41,000 GVWR Single Axle Dump Truck
w/ Hydraulic System, Snow Plow, and V-Box Spreader

obtaining the items ordered from a third party.

Any Agency seeking to obtain items from a third party under this provision must first obtain approval of the Purchasing Division.

6.3 Delivery Payment/Risk of Loss: Standard order delivery shall be F.O.B. destination to the Agency's location. Vendor shall include the cost of standard order delivery charges in its bid pricing/discount and is not permitted to charge the Agency separately for such delivery.

6.4 Representative Unit for Test: The successful vendor must (if specified) provide the DOH one (1) completed represented unit to be observed and evaluated on each order to insure compliance with specification. If requested, the time period for testing and evaluation shall be seven (7) working days following receipt of the unit. DOH will incur no obligation for deterioration of surfaces, finishes, seals, and mechanical or electrical parts on the unit resulting from operation and testing within the limits of these specifications; nor will DOH incur obligation for damage to the unit resulting from failure to meet specifications when due care and attention is given by DOH and testing is done within the limits of these specifications. Failure of the pilot unit to satisfactorily meet specifications as bid may be cause for cancellation of the purchase order, and return of the delivered unit along with all associated equipment to the vendor at the vendor's expense.

6.5 Condition of Unit(s) Upon Delivery: All units must arrive at the prescribed delivery point having been completely pre-serviced with oil, lubricants, and coolant. All prescribed precautions pertaining to first operations and break-in of the unit are to be posted conspicuously on the unit for ready observance by the operator.

6.6 Delivery Point: Delivery point of the completed representative unit will be the WVDOH, Equipment Division, 83 Brushy Fork Crossing, Buckhannon, WV 26201.

7. VENDOR DEFAULT:

7.1The following shall be considered a vendor default under this Contract.

7.1.1 Failure to provide Contract Items in accordance with the requirements contained herein.

7.1.2 Failure to comply with other specifications and requirements contained herein.

CRFQ 0803 DOT1800000052
REQUEST FOR QUOTATION
(Class 371) 41,000 GVWR Single Axle Dump Truck
w/ Hydraulic System, Snow Plow, and V-Box Spreader

7.1.3 Failure to comply with any laws, rules, and ordinances applicable to the Contract Services provided under this Contract.

7.1.4 Failure to remedy deficient performance upon request.

7.2 The following remedies shall be available to Agency upon default.

7.2.1 Immediate cancellation of the Contract.

7.2.2 Immediate cancellation of one or more release orders issued under this Contract.

7.2.3 Any other remedies available in law or equity.

8. MISCELLANEOUS:

8.1 No Substitutions: Vendor shall supply only Contract Items submitted in response to RFQ unless a contract modification is approved in accordance with the provisions contained in this contract.

8.2 Reports: Vendor shall provide quarterly reports and annual summaries to the Agency showing the Agency's items purchased, quantities of items purchased, and total dollar value of the items purchased. Vendor shall also provide reports, upon request, showing the items purchased during the term of this Contract, the quantity purchased for each of those items, and the total value of purchases for each of those items. Failure to supply such reports may be grounds for cancellation of this Contract.

8.3 Contract Manager: During its performance of this Contract, Vendor must designate and maintain a primary contract manager responsible for overseeing Vendor's responsibilities under this Contract. The Contract manager must be available during normal business hours to address any customer service or other issues related to this Contract. Vendor should list its Contract manager and his or her contact information below.

Contract Manager: Matt Cochran
Telephone Number: 304-345-2490 office, 304-208-2542 cell
Fax Number: 304-776-4097
Email Address: matt.cochran@thetruckpeople.com

CRFQ 0803 DOT1800000052
REQUEST FOR QUOTATION
(Class 371) 41,000 GVWR Single Axle Dump Truck
w/ Hydraulic System, Snow Plow, and V-Box Spreader

8.4 Operating and Service Manuals and Parts Lists: An operator's manual must be included with each unit upon delivery. A "line sheet" (if applicable) and the "Equipment Preventative Maintenance Questionnaire", (**Exhibit "B"**) must be with pilot unit upon delivery. Attn: Marcia Lee. There must be 12 service/shop/maintenance manuals and 14 parts manuals; CD-ROM is preferred in lieu of parts manuals. Manuals shall be delivered upon completion of delivery of total units. Failure to do so will delay payment.

8.5 Training: Manufacturers and/or dealers will be required to stage a thorough seminar on the subjects of Preventative Maintenance, Operator, and Mechanic Training. In order to keep operators and mechanics updated, the successful vendor shall conduct training sessions covering the operation, maintenance, troubleshooting with each purchase order against this open end contract. Manufacturers and/or dealers shall be required to furnish the Training Academy with one (1) Operator's Manual to be shipped direct to

WVDOH
Training Academy
P.O. Box 610
Buckhannon, West Virginia 26201

after receiving the pilot unit. Training seminar to be held at the WVDOT, Equipment Division, Buckhannon, WV, after receiving the pilot unit.

8.6 Preventative Maintenance & Operator Procedures: Manufacturers and/or dealers will be required to submit to the Equipment Division, in addition to the operating and service manuals, booklets and pamphlets explaining the Preventative Maintenance and Operator Procedures to be used by the operators of this equipment, and must include such things as daily prestart inspection procedure, service schedule, and routine maintenance required, safety precautions, etc. The successful vendor shall furnish all training aids; i.e. videos, projectors as required in conducting the training.

8.7 Warranty:

8.7.1 Bumper to Bumper:

1 year Factory Standard Warranty shall start on the final date of acceptance for the entire order.

CRFQ 0803 DOT1800000052
REQUEST FOR QUOTATION
**(Class 371) 41,000 GVWR Single Axle Dump Truck
w/ Hydraulic System, Snow Plow, and V-Box Spreader**

8.7.2 Engine Warranty:

100% Parts and Labor for 60 months 150,000 Mile Engine Warranty, 5500 hours. Engine block shall be warranted against external perforation from corrosion for 60 months 100% parts and labor.

8.7.3 Emissions Warranty:

100% Parts and Labor for all emission related components to include the DPF for 60 Months 150,000 miles or 5500 engine hours. Shall be warranted against corrosion, rust, rust thru etc. regardless of atmospheric conditions.

8.7.4 Transmission Warranty:

100% Parts and Labor for 2 years unlimited mileage and hours. The transmission shall include all internal and external components related to the automatic transmission. This warranty shall also include, but not limited to, the transmission cooler, cooler hoses or lines, and all electrical transmission controls, harnesses, connections and modules regardless of atmospheric conditions.

8.7.5 Radiator Warranty:

100% for parts and labor for 2 years, regardless of atmospheric conditions.

8.7.6 Differential/Axle Warranty:

Shall be 36 months/350,000 miles, Parts and Labor

8.7.7 Dump Body Warranty:

Constructability and durability shall be guaranteed for 5 years parts and labor. Body hoist assembly 3 years parts and labor. Air Tailgate latch system, 3 years parts and labor. All body wiring and lighting shall be warranted for 5 years parts and labor.

8.7.8 Central Hydraulic System Warranty:

Complete Central Hydraulic System and components shall be warranted for 2 years 100% parts and labor. All wiring on system shall be warranted for 5

CRFQ 0803 DOT1800000052
REQUEST FOR QUOTATION
**(Class 371) 41,000 GVWR Single Axle Dump Truck
w/ Hydraulic System, Snow Plow, and V-Box Spreader**

years 100% parts and labor. Hydraulic pump shall be 3 years 100% parts and labor.

8.7.9 Front Plow:

Complete Plow warranty shall be 2years 100% parts and labor.

8.7.10 V-Box Spreader and Wet Tank Warranty:

2 years, 100 % parts and labor.

8.7.11 Cab, Cab Structure, Frame Rails and Crossmembers Warranty:

Cab, Cab Structure, Frame Rails and Crossmembers shall be warranty for corrosion for 5 years unlimited mileage 100% parts and labor.

Prepared For:
 WV Dept. of Highways
 Travis Ray
 P. O. Box 610
 Buckhannon, WV 26201-
 (304)472 - 1750
 Reference ID: N/A

Presented By:
 WORLDWIDE EQ-HERITAGE
 Matt Cochran
 1 JAIN DRIVE
 CROSS LANES WV 25313
 304-776-5600

Thank you for the opportunity to provide you with the following quotation on a new International truck. I am sure the following detailed specification will meet your operational requirements, and I look forward to serving your business needs.

Model Profile
2019 7500 SFA 4X2 (SA537)

APPLICATION:	Front Plow and Wing with Spreader
MISSION:	Requested GVWR: 41000. Calc. GVWR: 41000 Calc. Start / Grade Ability: 28.85% / 3.77% @ 55 MPH Calc. Geared Speed: 74.3 MPH
DIMENSION:	Wheelbase: 163.00, CA: 88.00, Axle to Frame: 45.00
ENGINE, DIESEL:	{Cummins L9 370} EPA 2017, 370HP @ 2000 RPM, 1250 lb-ft Torque @ 1400 RPM, 2100 RPM Governed Speed, 370 Peak HP (Max)
TRANSMISSION, AUTOMATIC:	{Allison 3000 RDS} 5th Generation Controls, Close Ratio, 6-Speed with Double Overdrive, with PTO Provision, Less Retarder, Includes Oil Level Sensor, On/Off Highway
CLUTCH:	Omit Item (Clutch & Control)
AXLE, FRONT NON-DRIVING:	{Meritor MFS-18-133A} Wide Track, I-Beam Type, 18,000-lb Capacity
AXLE, REAR, SINGLE:	{Dana Spicer S23-170D} Single Reduction, 23,000-lb Capacity, Driver Controlled Locking Differential, R Wheel Ends Gear Ratio: 5.25
CAB:	Conventional
TIRE, FRONT:	(2) 315/80R22.5 Load Range L G289 WHA (GOODYEAR), 484 rev/mile, 68 MPH, All-Position
TIRE, REAR:	(4) 11R22.5 Load Range G G622 RSD (GOODYEAR), 497 rev/mile, 75 MPH, Drive
SUSPENSION, RR, SPRING, SINGLE:	Vari-Rate; 23,500-lb Capacity, with 4500 lb Auxiliary Rubber Spring
PAINT:	Cab schematic 100GM Location 1: 4017, Dark Safety Yellow (Prem) Chassis schematic N/A

Description

Base Chassis, Model 7500 SFA 4X2 with 163.00 Wheelbase, 88.00 CA, and 45.00 Axle to Frame.

TOW HOOK, FRONT (2) Frame Mounted

FRAME RAILS Heat Treated Alloy Steel (120,000 PSI Yield); 10.866" x 3.622" x 0.433" (276.0mm x 92.0mm x 11.1mm); 456.0" (11582mm) Maximum OAL

BUMPER, FRONT SPECIAL; Steel, Swept Back, 15 Degree ILO 30 Degree for Use with Front Frame Extensions

FRAME EXTENSION, FRONT Integral; 20" In Front of Grille

WHEELBASE RANGE 146" (370cm) Through and Including 195" (495cm)

AXLE, FRONT NON-DRIVING {Meritor MFS-18-133A} Wide Track, I-Beam Type, 18,000-lb Capacity

Notes

: The following features should be considered when calculating Front GAWR: Front Axles; Front Suspension; Brake System; Brakes, Front Air Cam; Wheels; Tires.

SUSPENSION, FRONT, SPRING Parabolic, Taper Leaf; 18,000-lb Capacity; with Shock Absorbers

Includes

: SPRING PINS Rubber Bushings, Maintenance-Free

Notes

: The following features should be considered when calculating Front GAWR: Front Axles; Front Suspension; Brake System; Brakes, Front Air Cam; Wheels; Tires.

BRAKE SYSTEM, AIR Dual System for Straight Truck Applications

Includes

: BRAKE LINES Color and Size Coded Nylon

: DRAIN VALVE Twist-Type

: GAUGE, AIR PRESSURE (2) Air 1 and Air 2 Gauges; Located in Instrument Cluster

: PARKING BRAKE CONTROL Yellow Knob, Located on Instrument Panel

: PARKING BRAKE VALVE For Truck

: QUICK RELEASE VALVE On Rear Axle for Spring Brake Release: 1 for 4x2, 2 for 6x4

: SLACK ADJUSTERS, FRONT Automatic (with Air Cam Brakes)

: SLACK ADJUSTERS, REAR Automatic (with Air Cam Brakes)

: SPRING BRAKE MODULATOR VALVE R-7 for 4x2, SR-7 with relay valve for 6x4/8x6

Notes

: Rear Axle is Limited to 23,000-lb GAWR with Code 04091 BRAKE SYSTEM, AIR and Standard Rear Air Cam Brakes Regardless of Axle/Suspension Ordered

BRAKES, FRONT, AIR CAM 16.5" x 6", Includes 24 SqIn Long Stroke Brake Chambers

Notes

: The following features should be considered when calculating Front GAWR: Front Axles; Front Suspension; Brake System; Brakes, Front Air Cam; Wheels; Tires.

TRAILER CONNECTIONS Four-Wheel, with Hand Control Valve and Tractor Protection Valve, for Straight Truck

DRAIN VALVE {Berg} with Pull Chain, for Air Tank

Includes

: DRAIN VALVE Mounted in Wet Tank

AIR BRAKE ABS {Bendix AntiLock Brake System} Full Vehicle Wheel Control System (4-Channel)

AIR DRYER {Wabco System Saver 1200} with Heater

Includes

: AIR DRYER LOCATION Inside Left Rail, Back of Cab

BRAKE CHAMBERS, FRONT AXLE {Bendix} 24 SqIn

Description

BRAKE CHAMBERS, REAR AXLE {Bendix EnduraSure Pro} 30/30 Spring Brake

BRAKES, REAR, AIR CAM S-Cam; 16.5" x 7.0"; Includes 30/30 Sq.In. Long Stroke Brake Chamber and Spring Actuated Parking Brake

Notes

: The following features should be considered when calculating Rear GAWR: Rear Axles; Rear Suspension; Brake System; Brakes, Rear Air Cam; Brake Shoes, Rear; Special Rating, GAWR; Wheels; Tires.

AIR COMPRESSOR {Cummins} 18.7 CFM Capacity

AIR TANK Painted Aluminum, with Straight Thread O-Ring Ports

BRAKE PACKAGE, REAR {Meritor Q-Plus} Air, Cam Type, Includes Zinc Chromate Anchor Pin, and Slack Adjusters

BRAKE PACKAGE, FRONT {Meritor Q-Plus} Air, Cam Type, Includes Zinc Chromate Anchor Pin, and Slack Adjusters

AIR TANK LOCATION (2) : One Mounted Under Each Frame Rail, Front of Rear Suspension, Parallel to Rail

STEERING COLUMN Tilting and Telescoping

STEERING WHEEL 2-Spoke, 18" Dia., Black

STEERING GEAR (2) {Sheppard M100/M80} Dual Power

DRIVESHAFT {Dana Spicer} SPL170XL in lieu of 1710 Series

AFTERTREATMENT COVER Aluminum

EXHAUST SYSTEM Single Horizontal Aftertreatment Device, Frame Mounted Right Side Under Cab; for Single Vertical Tail Pipe, Frame Mounted Right Side Back of Cab

ENGINE COMPRESSION BRAKE {Jacobs} for Cummins ISL/L9 Engines; with Selector Switch and On/Off Switch

TAIL PIPE (1) Turnback Type, Non-Bright, for Single Exhaust

EXHAUST HEIGHT 8' 10"

MUFFLER/TAIL PIPE GUARD (1) Non-Bright Aluminum

ELECTRICAL SYSTEM 12-Volt, Standard Equipment

Includes

: DATA LINK CONNECTOR For Vehicle Programming and Diagnostics In Cab

: HAZARD SWITCH Push On/Push Off, Located on Top of Steering Column Cover

: HEADLIGHT DIMMER SWITCH Integral with Turn Signal Lever

: HEADLIGHTS (2) Halogen, Round, with Chrome Plated Bezels

: JUMP START STUD Located on Positive Terminal of Outermost Battery

: PARKING LIGHT Integral with Front Turn Signal and Rear Tail Light

: STARTER SWITCH Electric, Key Operated

: STOP, TURN, TAIL & B/U LIGHTS Dual, Rear, Combination with Reflector

: TURN SIGNAL SWITCH Self-Cancelling for Trucks, Manual Cancelling for Tractors, with Lane Change Feature

: WINDSHIELD WIPER SWITCH 2-Speed with Wash and Intermittent Feature (5 Pre-Set Delays), Integral with Turn Signal Lever

: WINDSHIELD WIPERS Single Motor, Electric, Cowl Mounted

: WIRING, CHASSIS Color Coded and Continuously Numbered

ALTERNATOR {Leece-Neville AVI160P2013} Brush Type; 12 Volt 160 Amp. Capacity, Pad Mount, with Remote Sense

BODY BUILDER WIRING Back of Standard or Sleeper Cab at Left Frame or Under Extended or Crew Cab at Left Frame; Includes Sealed Connectors for Tail/Amber Turn/Marker/ Backup/Accessory Power/Ground and Sealed Connector for Stop/Turn

ELECTRIC TRAILER BRAKE/LIGHTS Accommodation Package to Rear of Frame; for Separate Trailer Stop, Tail, Turn, Marker Light Circuits; Includes Electric Trailer Brake accommodation package with Cab Connections for Mounting Customer Installed Electric Brake Unit, Less Trailer Socket

BATTERY SYSTEM {International} Maintenance-Free, (2) 12-Volt 1850CCA Total

Description

CB ANTENNA (2) {Pana-Pacific} Full Wave; 4.0' Length Includes "International" Name on Top

CB RADIO Accommodation Package; Header Mounted; Feeds From Accessory Side of Ignition Switch; Includes Power Source and Two Antenna Bases with Wiring

Notes

: NOT INCLUDED: Antenna

2-WAY RADIO Wiring Effects; Wiring with 20 Amp Fuse Protection, Includes Ignition Wire with 5 Amp Fuse, Wire Ends Heat Shrink and 10' Coil Taped to Base Harness

RADIO AM/FM/WB/Clock/Bluetooth/USB Input/3MM Auxiliary Input, MP3, Apple Device Play & Control, Bluetooth for Phone & Music, with Multiple Speakers

AUXILIARY HARNESS 3.0' for Auxiliary Front Head Lights and Turn Signals for Front Plow Applications

TRAILER AUXILIARY FEED CIRCUIT for Electric Trailer Brake Accommodation/Air Trailer ABS; with 30 Amp Fuse and Relay, Controlled by Ignition Switch

HORN, ELECTRIC Disc Style

BATTERY BOX Aluminum with Plastic Cover, 18" Wide, 2, 3, or 4 Battery Capacity, Mounted Right Side Back of Cab

HORN, AIR Black, Single Trumpet, Air Solenoid Operated

HEADLIGHTS Long Life Halogen; for Two Light System

RUNNING LIGHT (2) Daytime

CLEARANCE/MARKER LIGHTS (5) {Truck Lite} Amber LED Lights, Flush Mounted on Cab or Sunshade

INDICATOR, LOW COOLANT LEVEL with Audible Alarm

STARTING MOTOR {Mitsubishi Electric Automotive America 105P} 12-Volt, with Soft-Start

CIRCUIT BREAKERS Manual-Reset (Main Panel) SAE Type III with Trip Indicators, Replaces All Fuses

TURN SIGNALS, FRONT Includes LED Side Turn Lights Mounted on Fender

GRILLE Stationary, Chrome

BUG SCREEN Mounted Behind Grille

BUG DEFLECTOR Smoked Colored Plastic, Mounted on Hood

FRONT END Tilting, Fiberglass, with Three Piece Construction; for WorkStar/HV

PAINT SCHEMATIC, PT-1 Single Color, Design 100

Includes

: PAINT SCHEMATIC ID LETTERS "GM"

PAINT TYPE Base Coat/Clear Coat, 1-2 Tone

PAINT CLASS Premium Color

SAFETY TRIANGLES

CLUTCH Omit Item (Clutch & Control)

ANTI-FREEZE Red, Extended Life Coolant; To -40 Degrees F/ -40 Degrees C, Freeze Protection

ENGINE, DIESEL {Cummins L9 370} EPA 2017, 370HP @ 2000 RPM, 1250 lb-ft Torque @ 1400 RPM, 2100 RPM Governed Speed, 370 Peak HP (Max)

FAN DRIVE {Horton Drivemaster} Direct Drive Type, Two Speed with Residual Torque Device for Disengaged Fan Speed

Includes

Description

: FAN Nylon

RADIATOR Cross Flow, Series System; 1228 SqIn Aluminum Radiator Core and 1167 SqIn Charge Air Cooler

Includes

: DEAERATION SYSTEM with Surge Tank

: HOSE CLAMPS, RADIATOR HOSES Gates Shrink Band Type; Thermoplastic Coolant Hose Clamps

: RADIATOR HOSES Premium, Rubber

AIR CLEANER Dual Element, with Integral Snow Valve and In-Cab Control

Includes

: GAUGE, AIR CLEANER RESTRICTION Air Cleaner Mounted

FEDERAL EMISSIONS {Cummins L9} EPA, OBD and GHG Certified for Calendar Year 2018

THROTTLE, HAND CONTROL Engine Speed Control; Electronic, Stationary, Variable Speed; Mounted on Steering Wheel

ACCESSORY WIRING, SPECIAL for Road Speed Wire Coiled Under Instrument Panel for Customer Use

HOSE CLAMPS, RADIATOR HOSES {R.G. Ray Mini Flex Seal} Coil Spring/"T"-Bolt Type, for Radiator Hoses over 1" I.D.

BLOCK HEATER, ENGINE {Phillips} 120V/1250W, with "Y" Cord from Socket in Standard Location for Fuel Heater, Cord to Operate Both Heaters

Includes

: BLOCK HEATER SOCKET Receptacle Type; Mounted below Drivers Door

EMISSION COMPLIANCE Federal, Does Not Comply with California Clean Air Idle Regulations

ENGINE CONTROL, REMOTE MOUNTED Provision for; Includes Wiring for Body Builder Installation of PTO Controls; with Ignition Switch Control for Cummins ISB/B6.7 or ISL/L9 Engines

TRANSMISSION, AUTOMATIC {Allison 3000 RDS} 5th Generation Controls, Close Ratio, 6-Speed with Double Overdrive, with PTO Provision, Less Retarder, Includes Oil Level Sensor, On/Off Highway

OIL COOLER, AUTO TRANSMISSION {Modine} Water to Oil Type

TRANSMISSION SHIFT CONTROL {Allison} Push-Button Type; for Allison 3000 & 4000 Series Transmission

SHIFT CONTROL PARAMETERS Allison S-1 Performance Programming in Primary and Allison Fixed Programming in Secondary

TRANSMISSION COOLER HOSES Stainless Steel

TRANSMISSION OIL Synthetic; 29 thru 42 Pints

ALLISON SPARE INPUT/OUTPUT for Rugged Duty Series (RDS); General Purpose Trucks, Construction

TRANSMISSION TCM LOCATION Located Inside Cab

PTO LOCATION Right Side of Transmission

AXLE, REAR, SINGLE {Dana Spicer S23-170D} Single Reduction, 23,000-lb Capacity, Driver Controlled Locking Differential, R Wheel Ends . Gear Ratio: 5.25

Includes

: REAR AXLE DRAIN PLUG (1) Magnetic, For Single Rear Axle

Notes

: The following features should be considered when calculating Rear GAWR: Rear Axles; Rear Suspension; Brake System; Brakes, Rear Air Cam; Brake Shoes, Rear; Special Rating, GAWR; Wheels; Tires.

: When Specifying Axle Ratio, Check Performance Guidelines and TCAPE for Startability and Performance

SUSPENSION, RR, SPRING, SINGLE Vari-Rate; 23,500-lb Capacity, with 4500 lb Auxiliary Rubber Spring

Notes

Description

: The following features should be considered when calculating Rear GAWR: Rear Axles; Rear Suspension; Brake System; Brakes, Rear Air Cam; Brake Shoes, Rear; Special Rating, GAWR; Wheels; Tires.

FUEL TANK STRAPS Bright Finish Stainless Steel

DEF TANK 9.5 U.S. Gal. 35.9L Capacity, Frame Mounted Outside Left Rail, Under Cab

LOCATION FUEL/WATER SEPARATOR Mounted Outside Left Rail, 34" Back of Cab

FUEL/WATER SEPARATOR {Davco 245} 12 VDC Electric Heater, Includes Pre-Heater, Includes Water-in-Fuel Sensor

FUEL TANK Top Draw, Non-Polished Aluminum, 26" Dia, 80 US Gal (303L), Mounted Left Side, Under Cab

CAB Conventional

Includes

: ARM REST (2) Molded Plastic; One Each Door

: COAT HOOK, CAB Located on Rear Wall, Centered Above Rear Window

: CUP HOLDERS Two Cup Holders, Located in Lower Center of Instrument Panel

: DOME LIGHT, CAB Rectangular, Door Activated and Push On-Off at Light Lens, Timed Theater Dimming, Integral to Console, Center Mounted

: GLASS, ALL WINDOWS Tinted

: GRAB HANDLE, CAB INTERIOR (1) "A" Pillar Mounted, Passenger Side

: GRAB HANDLE, CAB INTERIOR (2) Front of "B" Pillar Mounted, One Each Side

: INTERIOR SHEET METAL Upper Door (Above Window Ledge) Painted Exterior Color

: STEP (4) Two Steps Per Door

GAUGE CLUSTER English with English Electronic Speedometer

Includes

: GAUGE CLUSTER (6) Engine Oil Pressure (Electronic), Water Temperature (Electronic), Fuel (Electronic), Tachometer (Electronic), Voltmeter, Washer Fluid Level

: ODOMETER DISPLAY, Miles, Trip Miles, Engine Hours, Trip Hours, Fault Code Readout

: WARNING SYSTEM Low Fuel, Low Oil Pressure, High Engine Coolant Temp, and Low Battery Voltage (Visual and Audible)

GAUGE, OIL TEMP, AUTO TRANS for Allison Transmission

GAUGE, AIR CLEANER RESTRICTION {Filter-Minder} with Black Bezel Mounted in Instrument Panel

IP CLUSTER DISPLAY On Board Diagnostics Display of Fault Codes in Gauge Cluster

GAUGE, DEF FLUID LEVEL

SEAT, PASSENGER {National} Air-Suspension, High Back with Integral Headrest, Mordura Cloth, Isolated, 1 Chamber Lumbar, 2 Position Front Cushion Adjust, -3 to +14 Degree Back Angle Adjustment

SEAT, DRIVER {National 2000} Air Suspension, High Back with Integral Headrest, Mordura Cloth, Isolated, with 2 Position Front Cushion Adjustment, -3 to +14 Degree Seat Back Adjustment, Single Chamber Air Lumbar Support

MIRROR, CONVEX, LOOK DOWN {Lang Mekra} Right Side; 6" x 10 1/4", with Bright Finish

MIRRORS (2) {Lang Mekra} Styled; Rectangular, Power Both Sides, Thermostatically Controlled Heated Heads, Clearance Lights LED, Bright Finish Heads & Brackets, Breakaway Type, 7.09" x 15.75" & Integral Convex Both Sides, 102" Inside Spacing

WINDSHIELD Heated, Single Piece

ARM REST, RIGHT, DRIVER SEAT

ARM REST, LEFT, PASSENGER SEAT

AIR CONDITIONER {Blend-Air} with Integral Heater & Defroster

Includes

: HEATER HOSES Premium

: HOSE CLAMPS, HEATER HOSE Mubea Constant Tension Clamps

: REFRIGERANT Hydrofluorocarbon HFC-134A

Description

CAB SOUND INSULATION Includes Dash Insulator and Engine Cover Insulator

Notes

: Feature included with CAB INTERIOR TRIM, Premium

INSTRUMENT PANEL Center Section, Flat Panel

WINDOW, POWER (2) and Power Door Locks, Left and Right Doors, Includes Express Down Feature

HVAC FRESH AIR FILTER

STORAGE POCKET, DOOR Molded Plastic, Full Width; Mounted on Passenger Door

FRESH AIR FILTER Attached to Air Intake Cover on Cowl Tray in Front of Windshield Under Hood

CAB INTERIOR TRIM Deluxe

Includes

: CAB INTERIOR TRIM PANELS Cloth Covered Molded Plastic, Full Height; All Exposed Interior Sheet Metal is Covered Except for the Following: with a Two-Man Passenger Seat or with a Full Bench Seat the Back Panel is Completely Void of Covering

: CONSOLE, OVERHEAD Molded Plastic; With Dual Storage Pockets with Retainer Nets and CB Radio Pocket

: DOOR TRIM PANELS Molded Plastic; Driver and Passenger Doors

: FLOOR COVERING Rubber, Black

: HEADLINER Soft Padded Cloth

: INSTRUMENT PANEL TRIM Molded Plastic with Black Center Section

: STORAGE POCKET, DOOR (1) Molded Plastic, Full-Length; Driver Door

: SUN VISOR (2) Padded Vinyl with Driver Side Toll Ticket Strap, Integral to Console

CAB REAR SUSPENSION Air Bag Type

WINDSHIELD WIPER BLADES Snow Type

ACCESS, CAB {Bustin} Driver & Passenger Sides, Two Aluminum, Self-Cleaning Steps (Bustin) Per Door, For Use with Regular & Extended Cabs

WHEELS, FRONT {Accuride 41730} DISC; 22.5x9.00 Rims, Standard Polish Aluminum, 10-Stud, 285.75mm BC, Hub-Piloted, Flanged Nut, with Steel Hubs

WHEELS, REAR DUAL DISC; 22.5x8.25 Rims, Non-Polished Aluminum, 10-Stud 285.75mm BC, Hub-Piloted, Flanged Nut, with Steel Hubs

Notes

: Aluminum Wheels not Painted or Coated

: COMPATIBLE TIRE SIZES: 11R22.5, 12R22.5, 255/70R22.5, 255/80R22.5, 265/75R22.5, 275/70R22.5, 275/80R22.5, 295/75R22.5, 295/80R22.5

COATING IDENTITY, REAR WHEELS {Accuride Accu-shield} Aluminum Disc Rear Wheels, with Vendor Applied Clear Coat; Not for Super Single Wide Base

COATING IDENTITY, FRONT WHEELS {Accuride Accu-shield} Disc Front Wheels; Aluminum, with Vendor Applied Clear Coat Not for Wide Base

WHEEL GUARDS, FRONT {Accuride} for Metric Hub Piloted Wheels with Flanged Mounting Nuts Mounted Between Hub and Wheel

BDY INTG, REMOTE POWER MODULE Mounted Inside Cab behind Driver Seat; Up to 6 Outputs & 6 Inputs, Max. 20 amp. per Channel, Max. 80 amp Total (Includes 1 Switch Pack with Latched Switches)

BDY INTG, PTO ACCOMMODATION for Electric over Hydraulic PTO, Does Not Include Solenoids, with Latched Switch Mounted on Dash Includes Audible Alarm and Indicator Light in Gauge Cluster (Requires 1 Remote Power Module input & 1 output)

(4) TIRE, REAR 11R22.5 Load Range G G622 RSD (GOODYEAR), 497 rev/mile, 75 MPH, Drive

(2) TIRE, FRONT 315/80R22.5 Load Range L G289 WHA (GOODYEAR), 484 rev/mile, 68 MPH, All-Position

ENGINE WATER COOLER Omit Cooler

Description**Services Section:**

WARRANTY Standard for Paystar 5000, and Workstar 7500/7600, Effective with Vehicles Built January 2, 2015 or Later, CTS-2003Z

SRV CONTRACT, EXT COOLING SYS {Navistar} To 24-Month/100,000 Miles (160,000 km)

SRV CONTRACT, EXT CMMS ENGINE {Cummins} To 60-Month/150,000 Miles (240,000 km), Extended Cummins L9 Engine Coverage, Protection Plan 1

SRV CONTRACT, EXT CMMS AFTR {Cummins} To 60-Month/150,000 Miles (240,000 km), Extended Cummins L9 Aftertreatment Coverage, for Use when Protection Plan 1 of Equal or Greater Duration is Purchased (Truck Application Only)

Orient Rear Axle Breathers Tube Upward

Furnish Install 2-Odyssey AGM Batteries

Install Battery Shock Pad

Furnish & Install Auto Therm T2500D Anti-Idling Heater System

Furnish and Install Alum. Tread Plating Behind Bumper

Install Maxwell Engine Start Module