



The following documentation is an electronically-submitted vendor response to an advertised solicitation from the *West Virginia Purchasing Bulletin* within the Vendor Self-Service portal at wvOASIS.gov. As part of the State of West Virginia's procurement process, and to maintain the transparency of the bid-opening process, this documentation submitted online is publicly posted by the West Virginia Purchasing Division at WVPurchasing.gov with any other vendor responses to this solicitation submitted to the Purchasing Division in hard copy format.

Header 6

List View

General Information

Contact

Default Values

Discount

Document Information

Procurement Folder: 453736

SO Doc Code: CRFQ

Procurement Type: Central Purchase Order

SO Dept: 0211

Vendor ID: 000000103427

SO Doc ID: GSD1800000021

Legal Name: GRAYBAR ELECTRIC CO INC

Published Date: 6/7/18

Alias/DBA:

Close Date: 6/12/18

Total Bid: \$118,567.10

Close Time: 13:30

Response Date: 06/12/2018

Status: Closed

Apply Default Values to Commodity Lines

View Procurement Folder



Purchasing Division
 2019 Washington Street East
 Post Office Box 50130
 Charleston, WV 25305-0130

**State of West Virginia
 Solicitation Response**

Proc Folder : 453736
Solicitation Description : Addendum 1 - LED Light Fixtures and Accessories
Proc Type : Central Purchase Order

Date issued	Solicitation Closes	Solicitation Response	Version
	2018-06-12 13:30:00	SR 0211 ESR06121800000005852	1

VENDOR
000000103427 GRAYBAR ELECTRIC CO INC

Solicitation Number: CRFQ 0211 GSD1800000021

Total Bid : \$118,567.10 **Response Date:** 2018-06-12 **Response Time:** 12:19:19

Comments:

FOR INFORMATION CONTACT THE BUYER
 Linda B Harper
 (304) 558-0468
 linda.b.harper@wv.gov

Signature on File	FEIN #	DATE
--------------------------	---------------	-------------

All offers subject to all terms and conditions contained in this solicitation

Line	Comm Ln Desc	Qty	Unit Issue	Unit Price	Ln Total Or Contract Amount
1	Light emitting diode LED fixture	1380.00000	EA	\$66.670000	\$92,004.60

Comm Code	Manufacturer	Specification	Model #
39111544			

Extended Description : HOLOPHANE /ACUITY TROFFER LIGHT FIXTURE LED
Part No. HVT 2x4 DOP 3900LM 35K MVOLT MIN10 80CRI ZT JP10, or equal

Comments: ALTERNATE HE WILLIAMS LT-24-L40/835-AF-DIM-UNV

Line	Comm Ln Desc	Qty	Unit Issue	Unit Price	Ln Total Or Contract Amount
2	Light emitting diode LED fixture	35.00000	EA	\$244.790000	\$8,567.65

Comm Code	Manufacturer	Specification	Model #
39111544			

Extended Description : HOLOPHANE/ ACUITY TROFFER LIGHT FIXTURE LED- EMERGENCY w/ BATTERY
Part No. HVT 2x4 DOP 3900LM 35K MVOLT MIN10 80CRI ZT BR JP10, or equal

Comments: ALTERNATE HE WILLIAMS LT-24-L40/835-AF-EM/10W-DIM-UNV

Line	Comm Ln Desc	Qty	Unit Issue	Unit Price	Ln Total Or Contract Amount
3	Light emitting diode LED fixture	65.00000	EA	\$57.290000	\$3,723.85

Comm Code	Manufacturer	Specification	Model #
39111544			

Extended Description : HOLOPHANE/ACUITY TROFFER LIGHT FIXTURE LED
Part No. HVT 2x2 DOP 3900LM 35K MVOLT MIN10 80CRI ZT JP 10, or equal

Comments: ALTERNATE HE WILLIAMS LT-22-L39/835-AF-DIM-UNV

Line	Comm Ln Desc	Qty	Unit Issue	Unit Price	Ln Total Or Contract Amount
4	Interior lighting fixtures and accessories	350.00000	EA	\$4.170000	\$1,459.50

Comm Code	Manufacturer	Specification	Model #
39111500			

Extended Description :	HOLOPHANE FIXTURE EARTH QUAKE STABILITY CLIPS Part No. 2x4 EC EARTHQUAKE CLIPS (PACKAGE OF 4), or equal
-------------------------------	--

Comments: ALTERNATE HE WILLIAMS EQCLIPS

Line	Comm Ln Desc	Qty	Unit Issue	Unit Price	Ln Total Or Contract Amount
5	Interior lighting fixtures and accessories	150.00000	EA	\$85.410000	\$12,811.50

Comm Code	Manufacturer	Specification	Model #
39111500			

Extended Description :	HOLOPHANE / ACUITY dimming and OCUPANCY SENSOR WALL SWITCH Part No. WSX PDT D WH (120/277V) with matching wall plate included, or equal
-------------------------------	--

Comments: ALTERNATE WATTSTOPPER DW-311-(COLOR)



Purchasing Division
 2019 Washington Street East
 Post Office Box 50130
 Charleston, WV 25305-0130

State of West Virginia
 Request for Quotation
 27 - Miscellaneous

Proc Folder: 453736

Doc Description: LED Light Fixtures and Accessories for Bldg 32 & 34

Proc Type: Central Purchase Order

Date Issued	Solicitation Closes	Solicitation No	Version
2018-05-31	2018-06-12 13:30:00	CRFQ 0211 GSD1800000021	1

BID RECEIVING LOCATION

BID CLERK
 DEPARTMENT OF ADMINISTRATION
 PURCHASING DIVISION
 2019 WASHINGTON ST E
 CHARLESTON WV 25305
 US

VENDOR

Vendor Name, Address and Telephone Number:

Crawbar Electric
1010 Young Street
Charleston WV 25301
304-206-3600 OFFICE

FOR INFORMATION CONTACT THE BUYER

Linda B Harper
 (304) 558-0468
 linda.b.harper@wv.gov

Signature X

FEIN #

13079438001

DATE

6/12/18

All offers subject to all terms and conditions contained in this solicitation

ADDITIONAL INFORMATION:

The West Virginia Purchasing Division for the Agency, The West Virginia Department of Administration's, General Services Division is soliciting bids from qualified vendors to establish a "One-Time" contract for the purchase of LED Light Fixtures and Accessories per the Specifications, Terms & Conditions and bid requirements as attached.

INVOICE TO		SHIP TO	
DEPARTMENT OF ADMINISTRATION GENERAL SERVICES DIVISION 112 CALIFORNIA AVENUE, 5TH FLOOR CHARLESTON WV25305 US		STATE OF WEST VIRGINIA JOBSITE - SEE SPECIFICATIONS No City WV 99999 US	

Line	Comm Ln Desc	Qty	Unit Issue	Unit Price	Total Price
1	Light emitting diode LED fixture	1380.00000	EA	66.67	92,004.60

Comm Code	Manufacturer	Specification	Model #
39111544	HB Williams	LT-24-1/40/835-AF-DIM-UNV	

Extended Description :
HOLOPHANE /ACUITY TROFFER LIGHT FIXTURE LED
Part No. HVT 2x4 DOP 3900LM 35K MVOLT MIN10 80CRI ZT JP10, or equal

INVOICE TO		SHIP TO	
DEPARTMENT OF ADMINISTRATION GENERAL SERVICES DIVISION 112 CALIFORNIA AVENUE, 5TH FLOOR CHARLESTON WV25305 US		STATE OF WEST VIRGINIA JOBSITE - SEE SPECIFICATIONS No City WV 99999 US	

Line	Comm Ln Desc	Qty	Unit Issue	Unit Price	Total Price
2	Light emitting diode LED fixture	35.00000	EA	244.79	8,567.65

Comm Code	Manufacturer	Specification	Model #
39111544	HB Williams	LT-24-240/835-AF-EM/10W-DIM-UNV	

Extended Description :
HOLOPHANE/ ACUITY TROFFER LIGHT FIXTURE LED- EMERGENCY w/ BATTERY
Part No. HVT 2x4 DOP 3900LM 35K MVOLT MIN10 80CRI ZT BR JP10, or equal

INVOICE TO	SHIP TO
DEPARTMENT OF ADMINISTRATION GENERAL SERVICES DIVISION 112 CALIFORNIA AVENUE, 5TH FLOOR CHARLESTON WV25305 US	STATE OF WEST VIRGINIA JOBSITE - SEE SPECIFICATIONS No City WV 99999 US

Line	Comm Ln Desc	Qty	Unit Issue	Unit Price	Total Price
3	Light emitting diode LED fixture	65.00000	EA	57.29	3,723.85

Comm Code	Manufacturer	Specification	Model #
39111544	HE WILLIAMS	LT-22-L31/835-AF-DIM-UNV	

Extended Description :
HOLOPHANE/ACUITY TROFFER LIGHT FIXTURE LED
Part No. HVT 2x2 DOP 3900LM 35K MVOLT MIN10 80CRI ZT JP 10, or equal

INVOICE TO	SHIP TO
DEPARTMENT OF ADMINISTRATION GENERAL SERVICES DIVISION 112 CALIFORNIA AVENUE, 5TH FLOOR CHARLESTON WV25305 US	STATE OF WEST VIRGINIA JOBSITE - SEE SPECIFICATIONS No City WV 99999 US

Line	Comm Ln Desc	Qty	Unit Issue	Unit Price	Total Price
4	Interior lighting fixtures and accessories	350.00000	EA	4.17	1,459.50

Comm Code	Manufacturer	Specification	Model #
39111500	HE WILLIAMS	EQCLIPS	

Extended Description :
HOLOPHANE FIXTURE EARTH QUAKE STABILITY CLIPS
Part No. 2x4 EC EARTHQUAKE CLIPS (PACKAGE OF 4), or equal

INVOICE TO	SHIP TO
DEPARTMENT OF ADMINISTRATION GENERAL SERVICES DIVISION 112 CALIFORNIA AVENUE, 5TH FLOOR CHARLESTON WV25305 US	STATE OF WEST VIRGINIA JOBSITE - SEE SPECIFICATIONS No City WV 99999 US

Line	Comm Ln Desc	Qty	Unit Issue	Unit Price	Total Price
5	Interior lighting fixtures and accessories	150.00000	EA	85.41	12,811.50

Comm Code	Manufacturer	Specification	Model #
39111500	WATTSTOPPER		DW-311-(Color)

Extended Description :

HOLOPHANE / ACUITY dimming and OCUPANCY SENSOR WALL SWITCH
 Part No. WSX PDT D WH (120/277V) with matching wall plate included, or equal

SCHEDULE OF EVENTS

<u>Line</u>	<u>Event</u>	<u>Event Date</u>
1	Question Deadline 4:00 p.m.	2018-06-06

GSD1800000021	Document Phase Final	Document Description LED Light Fixtures and Accessories for Bldg 32 & 34	Page 5 of 5
----------------------	--------------------------------	---	------------------------------

ADDITIONAL TERMS AND CONDITIONS

See attached document(s) for additional Terms and Conditions

GSD1800000021	Document Phase Final	Document Description LED Light Fixtures and Accessories for Bldg 32 & 34	Page 5 of 5
----------------------	--------------------------------	---	------------------------------

ADDITIONAL TERMS AND CONDITIONS

See attached document(s) for additional Terms and Conditions

EXHIBIT A - PRICING PAGE
GSD453736 BUILDING 32 & 34 LIGHTING PROJECT

Item #	Item Description	Alternative Bid Item Manufacturer and Item Number	Unit Price	Qty	Extended Price
3.1.1	Holophane Troffer LED Light Fixture, Part No. HVT 2X4 DOP 3900LM 35K MVOLT MIN 10 80CRI ZT JP10, or equal.	HE Williams#LT-24-L/40/835-AF-DIM-UNV	\$ 66.67	1380	\$ 92,004.60
3.1.2	Holophane Troffer LED Light Fixture, Part No. HVT 2X4 DOP 3900LM 35K MVOLT MIN 10 80CRI ZT BR JP10, or equal.	HE Williams #LT-24-L40/835-AF-EM/10W-DIM-UNV	\$ 244.79	35	\$ 8,567.65
3.1.3	Holophane Troffer LED Light Fixture, Part No. HVT 2X2 DOP 3900LM 35K MVOLT MIN 10 80CRI ZT JP10, or equal.	HE Williams #LT-22-L39/835-AF-DIM-UNV	\$ 57.29	65	\$ 3,723.85
3.1.4	Seismic Lighting Fixture Clamp	HE Williams # EQCLIPS	\$ 4.17	350	\$ 1,459.50
3.1.5	Acuity Controls, Dimming and Occupancy Sensor Wall Switch, Part No. WSX PDT D WH, or equal.	Wattstopper # DW-311-(color)	\$ 85.41	150	\$ 12,811.50
Total Bid Amount (includes shipping charges)					\$ 118,567.10

DESIGNATED CONTACT: Vendor appoints the individual identified in this Section as the Contract Administrator and the initial point of contact for matters relating to this Contract.

Kevin Hypes Outside Sales
(Name, Title)
KEVIN HYPES OUTSIDE SALES REP
(Printed Name and Title)
1010 YOUNG Street, Charleston, WV 25301
(Address)
304-206-3424 OFFICE MOBILE 304-549-930/FAX 304-344-032
(Phone Number) / (Fax Number)
KEVIN.HYPES@GRAYBAR.COM
(email address)

CERTIFICATION AND SIGNATURE: By signing below, or submitting documentation through wvOASIS, I certify that I have reviewed this Solicitation in its entirety; that I understand the requirements, terms and conditions, and other information contained herein; that this bid, offer or proposal constitutes an offer to the State that cannot be unilaterally withdrawn; that the product or service proposed meets the mandatory requirements contained in the Solicitation for that product or service, unless otherwise stated herein; that the Vendor accepts the terms and conditions contained in the Solicitation, unless otherwise stated herein; that I am submitting this bid, offer or proposal for review and consideration; that I am authorized by the vendor to execute and submit this bid, offer, or proposal, or any documents related thereto on vendor's behalf; that I am authorized to bind the vendor in a contractual relationship; and that to the best of my knowledge, the vendor has properly registered with any State agency that may require registration.

Graybar Electric
(Company)
George McPhail Quotations Coordinator
(Authorized Signature) (Representative Name, Title)
GEORGE MCPHAIL, QUOTATIONS COORDINATOR
(Printed Name and Title of Authorized Representative)
6/11/18
(Date)
304-206-3426 / 304-344-0324
(Phone Number) (Fax Number)

State of West Virginia
VENDOR PREFERENCE CERTIFICATE

Certification and application is hereby made for Preference in accordance with *West Virginia Code*, §5A-3-37. (Does not apply to construction contracts). *West Virginia Code*, §5A-3-37, provides an opportunity for qualifying vendors to request (at the time of bid) preference for their residency status. Such preference is an evaluation method only and will be applied only to the cost bid in accordance with the *West Virginia Code*. This certificate for application is to be used to request such preference. The Purchasing Division will make the determination of the Vendor Preference, if applicable.

1. Application is made for 2.5% vendor preference for the reason checked:

- Bidder is an individual resident vendor and has resided continuously in West Virginia for four (4) years immediately preceding the date of this certification; or,
- Bidder is a partnership, association or corporation resident vendor and has maintained its headquarters or principal place of business continuously in West Virginia for four (4) years immediately preceding the date of this certification; or 80% of the ownership interest of Bidder is held by another individual, partnership, association or corporation resident vendor who has maintained its headquarters or principal place of business continuously in West Virginia for four (4) years immediately preceding the date of this certification; or,
- Bidder is a nonresident vendor which has an affiliate or subsidiary which employs a minimum of one hundred state residents and which has maintained its headquarters or principal place of business within West Virginia continuously for the four (4) years immediately preceding the date of this certification; or,

2. Application is made for 2.5% vendor preference for the reason checked:

- Bidder is a resident vendor who certifies that, during the life of the contract, on average at least 75% of the employees working on the project being bid are residents of West Virginia who have resided in the state continuously for the two years immediately preceding submission of this bid; or,

3. Application is made for 2.5% vendor preference for the reason checked:

- Bidder is a nonresident vendor employing a minimum of one hundred state residents or is a nonresident vendor with an affiliate or subsidiary which maintains its headquarters or principal place of business within West Virginia employing a minimum of one hundred state residents who certifies that, during the life of the contract, on average at least 75% of the employees or Bidder's affiliate's or subsidiary's employees are residents of West Virginia who have resided in the state continuously for the two years immediately preceding submission of this bid; or,

~~**4. Application is made for 5% vendor preference for the reason checked:**~~

- ~~Bidder meets either the requirement of both subdivisions (1) and (2) or subdivision (1) and (3) as stated above; or,~~

5. Application is made for 3.5% vendor preference who is a veteran for the reason checked:

- Bidder is an individual resident vendor who is a veteran of the United States armed forces, the reserves or the National Guard and has resided in West Virginia continuously for the four years immediately preceding the date on which the bid is submitted; or,

6. Application is made for 3.5% vendor preference who is a veteran for the reason checked:

- Bidder is a resident vendor who is a veteran of the United States armed forces, the reserves or the National Guard, if, for purposes of producing or distributing the commodities or completing the project which is the subject of the vendor's bid and continuously over the entire term of the project, on average at least seventy-five percent of the vendor's employees are residents of West Virginia who have resided in the state continuously for the two immediately preceding years.

7. Application is made for preference as a non-resident small, women- and minority-owned business, in accordance with *West Virginia Code* §5A-3-59 and *West Virginia Code of State Rules*.

- Bidder has been or expects to be approved prior to contract award by the Purchasing Division as a certified small, women- and minority-owned business.

Bidder understands if the Secretary of Revenue determines that a Bidder receiving preference has failed to continue to meet the requirements for such preference, the Secretary may order the Director of Purchasing to: (a) reject the bid; or (b) assess a penalty against such Bidder in an amount not to exceed 5% of the bid amount and that such penalty will be paid to the contracting agency or deducted from any unpaid balance on the contract or purchase order.

By submission of this certificate, Bidder agrees to disclose any reasonably requested information to the Purchasing Division and authorizes the Department of Revenue to disclose to the Director of Purchasing appropriate information verifying that Bidder has paid the required business taxes, provided that such information does not contain the amounts of taxes paid nor any other information deemed by the Tax Commissioner to be confidential.

Under penalty of law for false swearing (*West Virginia Code*, §61-5-3), Bidder hereby certifies that this certificate is true and accurate in all respects; and that if a contract is issued to Bidder and if anything contained within this certificate changes during the term of the contract, Bidder will notify the Purchasing Division in writing immediately.

Bidder: Graybar Electric
Date: 6/11/18

Signed: [Signature]
Title: QUOTATIONS COORDINATOR

ADDENDUM ACKNOWLEDGEMENT FORM
SOLICITATION NO.: GSD1800000021

Instructions: Please acknowledge receipt of all addenda issued with this solicitation by completing this addendum acknowledgment form. Check the box next to each addendum received and sign below. Failure to acknowledge addenda may result in bid disqualification.

Acknowledgment: I hereby acknowledge receipt of the following addenda and have made the necessary revisions to my proposal, plans and/or specification, etc.

Addendum Numbers Received:

(Check the box next to each addendum received)

- | | |
|--|--|
| <input checked="" type="checkbox"/> Addendum No. 1 | <input type="checkbox"/> Addendum No. 6 |
| <input type="checkbox"/> Addendum No. 2 | <input type="checkbox"/> Addendum No. 7 |
| <input type="checkbox"/> Addendum No. 3 | <input type="checkbox"/> Addendum No. 8 |
| <input type="checkbox"/> Addendum No. 4 | <input type="checkbox"/> Addendum No. 9 |
| <input type="checkbox"/> Addendum No. 5 | <input type="checkbox"/> Addendum No. 10 |

I understand that failure to confirm the receipt of addenda may be cause for rejection of this bid. I further understand that any verbal representation made or assumed to be made during any oral discussion held between Vendor's representatives and any state personnel is not binding. Only the information issued in writing and added to the specifications by an official addendum is binding.

Graybar Electric
Company

George M. [Signature]
Authorized Signature

6/11/18
Date

NOTE: This addendum acknowledgment should be submitted with the bid to expedite document processing.
Revised 6/8/2012

West Virginia Ethics Commission
Disclosure of Interested Parties to Contracts

(Required by W. Va. Code § 6D-1-2)

Contracting Business Entity: Graybar Electric Address: 1010 Young Street

Charleston, WV 25301

Authorized Agent: George McPhail

Address: same

Contract Number: GSD1800000021

Contract Description: LED Light Fixtures & Access ^{BLDC 32#}

Governmental agency awarding contract: WV Dept of Admin - General Services Division

Check here if this is a Supplemental Disclosure

List the Names of Interested Parties to the contract which are known or reasonably anticipated by the contracting business entity for each category below (attach additional pages if necessary):

1. Subcontractors or other entities performing work or service under the Contract

Check here if none, otherwise list entity/individual names below.

2. Any person or entity who owns 25% or more of contracting entity (not applicable to publicly traded entities)

Check here if none, otherwise list entity/individual names below.

3. Any person or entity that facilitated, or negotiated the terms of, the applicable contract (excluding legal services related to the negotiation or drafting of the applicable contract)

Check here if none, otherwise list entity/individual names below.

Signature: George McPhail

Date Signed: 6/11/18

Notary Verification

State of West Virginia, County of Kanawha:

I, George McPhail, the authorized agent of the contracting business entity listed above, being duly sworn, acknowledge that the Disclosure herein is being made under oath and under the penalty of perjury.

Taken, sworn to and subscribed before me this 6th day of June, 2018.


James L. Hundley
Notary Public's Signature

To be completed by State Agency:

Date Received by State Agency: _____

Date submitted to Ethics Commission: _____

Governmental agency submitting Disclosure: _____



STATE OF WEST VIRGINIA
Purchasing Division

PURCHASING AFFIDAVIT

CONSTRUCTION CONTRACTS: Under W. Va. Code § 5-22-1(i), the contracting public entity shall not award a construction contract to any bidder that is known to be in default on any monetary obligation owed to the state or a political subdivision of the state, including, but not limited to, obligations related to payroll taxes, property taxes, sales and use taxes, fire service fees, or other fines or fees.

ALL OTHER CONTRACTS: Under W. Va. Code §5A-3-10a, no contract or renewal of any contract may be awarded by the state or any of its political subdivisions to any vendor or prospective vendor when the vendor or prospective vendor or a related party to the vendor or prospective vendor is a debtor and: (1) the debt owed is an amount greater than one thousand dollars in the aggregate; or (2) the debtor is in employer default.

EXCEPTION: The prohibition listed above does not apply where a vendor has contested any tax administered pursuant to chapter eleven of the W. Va. Code, workers' compensation premium, permit fee or environmental fee or assessment and the matter has not become final or where the vendor has entered into a payment plan or agreement and the vendor is not in default of any of the provisions of such plan or agreement.

DEFINITIONS:

"Debt" means any assessment, premium, penalty, fine, tax or other amount of money owed to the state or any of its political subdivisions because of a judgment, fine, permit violation, license assessment, defaulted workers' compensation premium, penalty or other assessment presently delinquent or due and required to be paid to the state or any of its political subdivisions, including any interest or additional penalties accrued thereon.

"Employer default" means having an outstanding balance or liability to the old fund or to the uninsured employers' fund or being in policy default, as defined in W. Va. Code § 23-2c-2, failure to maintain mandatory workers' compensation coverage, or failure to fully meet its obligations as a workers' compensation self-insured employer. An employer is not in employer default if it has entered into a repayment agreement with the Insurance Commissioner and remains in compliance with the obligations under the repayment agreement.

"Related party" means a party, whether an individual, corporation, partnership, association, limited liability company or any other form or business association or other entity whatsoever, related to any vendor by blood, marriage, ownership or contract through which the party has a relationship of ownership or other interest with the vendor so that the party will actually or by effect receive or control a portion of the benefit, profit or other consideration from performance of a vendor contract with the party receiving an amount that meets or exceeds five percent of the total contract amount.

AFFIRMATION: By signing this form, the vendor's authorized signer affirms and acknowledges under penalty of law for false swearing (W. Va. Code §61-5-3) that: (1) for construction contracts, the vendor is not in default on any monetary obligation owed to the state or a political subdivision of the state, and (2) for all other contracts, that neither vendor nor any related party owe a debt as defined above and that neither vendor nor any related party are in employer default as defined above, unless the debt or employer default is permitted under the exception above.

WITNESS THE FOLLOWING SIGNATURE:

Vendor's Name: Graybar Electric

Authorized Signature: George [Signature] Date: 6/12/2018


State of West Virginia

County of Kanawha, to-wit:

Taken, subscribed, and sworn to before me this 6th day of June, 2018.

My Commission expires Feb 1st, 2021.

AFFIX SEAL HERE



NOTARY PUBLIC James L. Hundley
Purchasing Affidavit (Revised 07/07/2017)



CERTIFICATE OF LIABILITY INSURANCE

6/1/2019

DATE (MM/DD/YYYY)

5/22/2018

THIS CERTIFICATE IS ISSUED AS A MATTER OF INFORMATION ONLY AND CONFERS NO RIGHTS UPON THE CERTIFICATE HOLDER. THIS CERTIFICATE DOES NOT AFFIRMATIVELY OR NEGATIVELY AMEND, EXTEND OR ALTER THE COVERAGE AFFORDED BY THE POLICIES BELOW. THIS CERTIFICATE OF INSURANCE DOES NOT CONSTITUTE A CONTRACT BETWEEN THE ISSUING INSURER(S), AUTHORIZED REPRESENTATIVE OR PRODUCER, AND THE CERTIFICATE HOLDER.

IMPORTANT: If the certificate holder is an ADDITIONAL INSURED, the policy(ies) must have ADDITIONAL INSURED provisions or be endorsed. If SUBROGATION IS WAIVED, subject to the terms and conditions of the policy, certain policies may require an endorsement. A statement on this certificate does not confer rights to the certificate holder in lieu of such endorsement(s).

PRODUCER Lockton Companies Three City Place Drive, Suite 900 St. Louis MO 63141-7081 (314) 432-0500	CONTACT NAME:		
	PHONE (A/C No. Ext):	FAX (A/C No.):	
INSURED 1047657 Graybar Electric Company, Inc. 34 North Meramec Avenue P. O. Box 7231 St. Louis MO 63177	INSURER(S) AFFORDING COVERAGE		NAIC #
	INSURER A : Travelers Indemnity Co of CT		25682
	INSURER B : Travelers Property Casualty Co of America		25674
	INSURER C :		
	INSURER D :		
	INSURER E :		
INSURER F :			

COVERAGES GRAEL02 **CERTIFICATE NUMBER:** 14073178 **REVISION NUMBER:** XXXXXXXX

THIS IS TO CERTIFY THAT THE POLICIES OF INSURANCE LISTED BELOW HAVE BEEN ISSUED TO THE INSURED NAMED ABOVE FOR THE POLICY PERIOD INDICATED. NOTWITHSTANDING ANY REQUIREMENT, TERM OR CONDITION OF ANY CONTRACT OR OTHER DOCUMENT WITH RESPECT TO WHICH THIS CERTIFICATE MAY BE ISSUED OR MAY PERTAIN, THE INSURANCE AFFORDED BY THE POLICIES DESCRIBED HEREIN IS SUBJECT TO ALL THE TERMS, EXCLUSIONS AND CONDITIONS OF SUCH POLICIES. LIMITS SHOWN MAY HAVE BEEN REDUCED BY PAID CLAIMS.

INSR LTR	TYPE OF INSURANCE	ADDL INSD	SUBR WVD	POLICY NUMBER	POLICY EFF (MM/DD/YYYY)	POLICY EXP (MM/DD/YYYY)	LIMITS
A	<input checked="" type="checkbox"/> COMMERCIAL GENERAL LIABILITY <input type="checkbox"/> CLAIMS-MADE <input checked="" type="checkbox"/> OCCUR GEN'L AGGREGATE LIMIT APPLIES PER: <input checked="" type="checkbox"/> POLICY <input type="checkbox"/> PRO-JECT <input type="checkbox"/> LOC OTHER:	Y	Y	HC2EGLSA474M6932TCT18	6/1/2018	6/1/2019	EACH OCCURRENCE \$ 1,000,000 DAMAGE TO RENTED PREMISES (Ea occurrence) \$ 1,000,000 MED EXP (Any one person) \$ 10,000 PERSONAL & ADV INJURY \$ 1,000,000 GENERAL AGGREGATE \$ 5,000,000 PRODUCTS - COMP/OP AGG \$ 2,000,000 \$
A	<input checked="" type="checkbox"/> AUTOMOBILE LIABILITY <input checked="" type="checkbox"/> ANY AUTO <input type="checkbox"/> OWNED AUTOS ONLY <input type="checkbox"/> SCHEDULED AUTOS <input type="checkbox"/> HIRED AUTOS ONLY <input type="checkbox"/> NON-OWNED AUTOS ONLY	N	Y	HC2ECAP474M6920TCT18	6/1/2018	6/1/2019	COMBINED SINGLE LIMIT (Ea accident) \$ 3,000,000 BODILY INJURY (Per person) \$ XXXXXXXX BODILY INJURY (Per accident) \$ XXXXXXXX PROPERTY DAMAGE (Per accident) \$ XXXXXXXX \$ XXXXXXXX
	<input type="checkbox"/> UMBRELLA LIAB <input type="checkbox"/> OCCUR <input type="checkbox"/> EXCESS LIAB <input type="checkbox"/> CLAIMS-MADE DED <input type="checkbox"/> RETENTION \$			NOT APPLICABLE			EACH OCCURRENCE \$ XXXXXXXX AGGREGATE \$ XXXXXXXX \$ XXXXXXXX
B	WORKERS COMPENSATION AND EMPLOYERS' LIABILITY ANY PROPRIETOR/PARTNER/EXECUTIVE OFFICER/MEMBER EXCLUDED? (Mandatory in NH) If yes, describe under DESCRIPTION OF OPERATIONS below	Y/N	Y	HC2NUB474M586718 (AOS)	6/1/2018	6/1/2019	<input checked="" type="checkbox"/> PER STATUTE <input type="checkbox"/> OTH-ER E.L. EACH ACCIDENT \$ 1,000,000 E.L. DISEASE - EA EMPLOYEE \$ 1,000,000 E.L. DISEASE - POLICY LIMIT \$ 1,000,000
B	EXCESS OHIO WORKERS' COMPENSATION	N	N	HRJUB474M587918 (AZ, MA, WI) HWXJUB474M588018	6/1/2018	6/1/2019	Workers' Comp. Statutory Employers' Liab. \$1,000,000 SIR - Each Accident \$350,000

DESCRIPTION OF OPERATIONS / LOCATIONS / VEHICLES (ACORD 101, Additional Remarks Schedule, may be attached if more space is required)

CERTIFICATE HOLDER

14073178
FOR INFORMATIONAL PURPOSES

CANCELLATION See Attachment

SHOULD ANY OF THE ABOVE DESCRIBED POLICIES BE CANCELLED BEFORE THE EXPIRATION DATE THEREOF, NOTICE WILL BE DELIVERED IN ACCORDANCE WITH THE POLICY PROVISIONS.


AUTHORIZED REPRESENTATIVE

© 1988-2015 ACORD CORPORATION. All rights reserved.

LED TROFFER

LT
LED

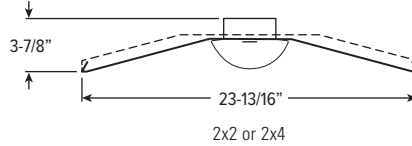
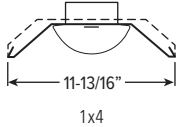
CATALOG #:	TYPE:
PROJECT:	NOTES:



EXAMPLE → **LT - 2 4 - L52/835 - AF - OPTIONS - DIM - UNV**

SERIES NOM. NOM. LUMEN CRI & SHIELDING OPTIONS/ DRIVER VOLTAGE
W. L. PACKAGE CCT ACCESSORIES

CROSS SECTIONS



ORDERING INFORMATION

SERIES

LT LED Troffer

NOMINAL WIDTH

1 1' (4' length only)
2 2'

NOMINAL LENGTH

2 2' (2' width only)
4 4'

LED PACKAGE

EXAMPLE: L52/835				
LUMEN PACKAGE	NOMINAL LUMENS	MINIMUM CRI & CCT	WATTAGE	
1x4				
L28	2,800	827 = 82 CRI, 2700K 830 = 82 CRI, 3000K 835 = 82 CRI, 3500K 840 = 82 CRI, 4000K 850 = 82 CRI, 5000K	21	
L47	4,700		34	
L63	6,300		49	
2x2				
L27	2,700		21	
L39	3,900		33	
L49	4,900		38	
2x4				
L40	4,000		32	
L52	5,200		37	
L64	6,400		49	
L82	8,200		64	

Nominal lumen output based on 3500 CCT. Actual lumens may vary +/-5%, see fixture performance data. Additional LED lumen packages available, see options.

SHIELDING

AF Frosted acrylic

OPTIONS

For flexible whip options, see [Technical Info](#).
EM/10W 10-watt emergency battery (120-277V only)
EQCLIPS Earthquake clips (4 per fixture; LT is compatible with Williams earthquake clips only)
OCC__ Integral occupancy sensor and power pack:
OCCLV OSF10-IUW-PP-UNV
(L__) Additional lower lumen packages available. Specify in increments of 100 nominal lumens. Option must be specified with next higher lumen package.
Example: 5,800 nominal lumens = LT-24-L64/840-(L58)
CP Chicago Plenum (CCEA)

ACCESSORIES

See Technical Info for [Drywall Kit](#) and [Cord Location](#) details. See page 3 for Surface Mount details.
LT-14-SMK-W Surface mount kit for LT, 1'x4', white
LT-22-SMK-W Surface mount kit for LT, 2'x2', white
LT-24-SMK-W Surface mount kit for LT, 2'x4', white
DFK-1248W Drywall kit, 12" x 48", white
DFK-2424W Drywall kit, 24" x 24", white
DFK-2448W Drywall kit, 24" x 48", white

DRIVER

Additional dimming drivers available, see [Technical Info](#).
DRV Driver prewired for non-dimming applications
DIM 10% dimming driver prewired for 0-10V low voltage applications

VOLTAGE

120 120V
277 277V
UNV 120-277V
347 347V (not available with EM batteries)

FEATURES

- ▶ Efficacies up to 140 lm/W
- ▶ Shallow housing depth
- ▶ Diffuse lens provides smooth illumination
- ▶ Proudly made in the USA



FIXTURE PERFORMANCE DATA

LED PACKAGE	DELIVERED LUMENS	WATTAGE	EFFICACY (lm/W)
1x4			
L28	2814	21.4	131.6
L47	4677	33.7	138.7
L63	6261	48.5	129.1
2x2			
L27	2722	21.3	127.8
L39	3934	33.1	118.7
L49	4869	38.1	127.7
2x4			
L40	3972	32.0	124.1
L52	5202	37.2	140.0
L64	6396	48.5	131.9
L82	8214	64.3	127.7

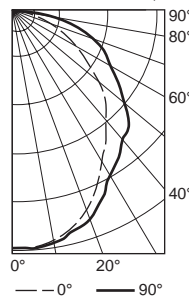
- Photometrics tested in accordance with IESNA LM-79. Results shown are based on 25°C ambient temperature.
- Wattage shown is average for 120V through 277V input.
- Results based on 3500K, 80 CRI, actual lumens may vary +/-5%
- Use multiplier table to calculate additional options.

MULTIPLIER TABLE

COLOR TEMPERATURE	
CCT/CRI	CONVERSION FACTOR
2700K/80CRI	0.97
3000K/80CRI	0.99
3500K/80CRI	1.00
4000K/80CRI	1.03
5000K/80CRI	1.06

PHOTOMETRY

LT-24-L52/835-AF-DIM-UNV Total Luminaire Output: 5202 lumens; 37 Watts
 Efficacy: 141 lm/W | 82 CRI; 3043K CCT | IES Spacing Criteria: End: 1.1, Across: 1.2, Diagonal: 1.2



Vertical Angle	Horizontal Angle			Zonal Lumens
	0°	45°	90°	
0	1851	1851	1851	
5	1843	1844	1846	175
15	1745	1761	1779	499
25	1544	1589	1636	730
35	1276	1359	1440	848
45	1055	1193	1315	902
55	741	902	1044	802
65	480	667	817	647
75	241	429	544	438
85	70	174	159	161
90	0	0	0	

LUMEN SUMMARY	Zone	Lumens	% Fixture
	0 - 30	1404	27
	0 - 40	2252	43
	0 - 60	3955	76
	0 - 90	5202	100
	0 - 180	5202	100

SPECIFICATIONS

Housing/Reflector – Precision die-formed 22-gauge C.R.S.

Shielding – Frosted acrylic.

Finish – Highly reflective non-glare matte white polyester powder coat bonded to phosphate-free, multi-stage pretreated metal. All parts painted after fabrication to facilitate installation, increase efficiency, and inhibit corrosion.

Electrical – High quality mid-power LED boards. L70 >50,000 hours.

Mounting – NEMA Type “G”. Surface mount and drywall kit accessories available, ordered separately.

Listings –

- cCSAus certified as luminaire suitable for dry or damp locations.
- DesignLights Consortium Premium qualified product. Not all versions of this product may be DLC Premium qualified, see the DLC Qualified Products List at www.designlights.org/QPL.
- City of Chicago Environmental Air approved when specified with CP option.

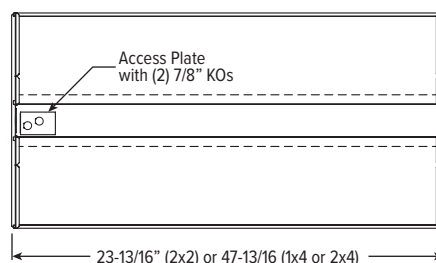
Warranty – 5-year limited warranty, see hew.com/warranty.

IMPORTANT:


Electrostatic sensitive unit. Observe precautions when handling.

FIXTURE DETAILS


BACK VIEW



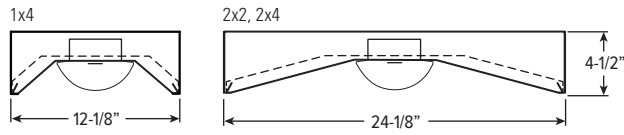
SIDE VIEW



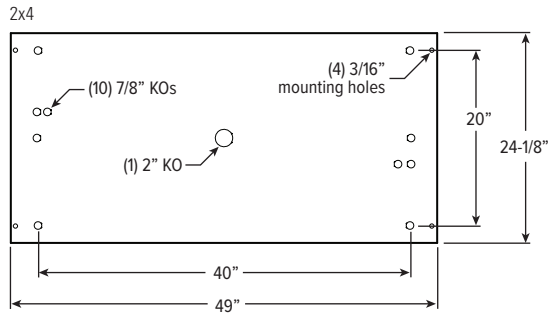
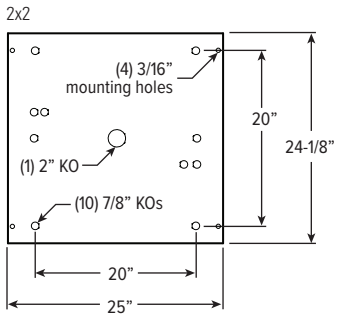
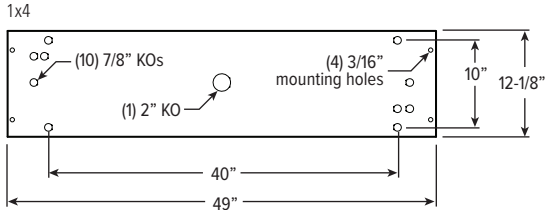
SURFACE MOUNT KIT (Shipped Separately)



CROSS SECTIONS



BACKVIEWS




LED TROFFER

LT

LED

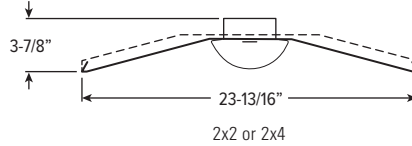
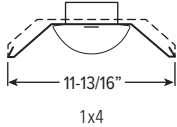
CATALOG #:	TYPE:
PROJECT:	NOTES:



EXAMPLE → **LT - 2 4 - L52/835 - AF - OPTIONS - DIM - UNV**

SERIES NOM. NOM. LUMEN CRI & SHIELDING OPTIONS/ DRIVER VOLTAGE
W. L. PACKAGE CCT ACCESSORIES

CROSS SECTIONS



ORDERING INFORMATION

SERIES

LT LED Troffer

NOMINAL WIDTH

1 1' (4' length only)
2 2'

NOMINAL LENGTH

2 2' (2' width only)
4 4'

LED PACKAGE

EXAMPLE: L52/835				
LUMEN PACKAGE	NOMINAL LUMENS	MINIMUM CRI & CCT	WATTAGE	
1x4				
L28	2,800	827 = 82 CRI, 2700K 830 = 82 CRI, 3000K 835 = 82 CRI, 3500K 840 = 82 CRI, 4000K 850 = 82 CRI, 5000K	21	
L47	4,700		34	
L63	6,300		49	
2x2				
L27	2,700		21	
L39	3,900		33	
L49	4,900		38	
2x4				
L40	4,000		32	
L52	5,200		37	
L64	6,400		49	
L82	8,200		64	

Nominal lumen output based on 3500 CCT. Actual lumens may vary +/-5%, see fixture performance data. Additional LED lumen packages available, see options.

SHIELDING

AF Frosted acrylic

OPTIONS

For flexible whip options, see [Technical Info](#).

EM/10W 10-watt emergency battery (120-277V only)

EQCLIPS Earthquake clips (4 per fixture; LT is compatible with Williams earthquake clips only)

OCC__ Integral occupancy sensor and power pack:
OCCLV OSF10-IUW-PP-UNV

(L__) Additional lower lumen packages available. Specify in increments of 100 nominal lumens. Option must be specified with next higher lumen package.

Example: 5,800 nominal lumens = LT-24-L64/840-(L58)

CP Chicago Plenum (CCEA)

ACCESSORIES

See Technical Info for [Drywall Kit](#) and [Cord Location](#) details. See page 3 for Surface Mount details.

LT-14-SMK-W Surface mount kit for LT, 1'x4', white

LT-22-SMK-W Surface mount kit for LT, 2'x2', white

LT-24-SMK-W Surface mount kit for LT, 2'x4', white

DFK-1248W Drywall kit, 12" x 48", white

DFK-2424W Drywall kit, 24" x 24", white

DFK-2448W Drywall kit, 24" x 48", white

DRIVER

Additional dimming drivers available, see [Technical Info](#).

DRV Driver prewired for non-dimming applications

DIM 10% dimming driver prewired for 0-10V low voltage applications

VOLTAGE

120 120V

277 277V

UNV 120-277V

347 347V (not available with EM batteries)

FEATURES

- ▶ Efficacies up to 140 lm/W
- ▶ Shallow housing depth
- ▶ Diffuse lens provides smooth illumination
- ▶ Proudly made in the USA



FIXTURE PERFORMANCE DATA

LED PACKAGE	DELIVERED LUMENS	WATTAGE	EFFICACY (lm/W)
1x4			
L28	2814	21.4	131.6
L47	4677	33.7	138.7
L63	6261	48.5	129.1
2x2			
L27	2722	21.3	127.8
L39	3934	33.1	118.7
L49	4869	38.1	127.7
2x4			
L40	3972	32.0	124.1
L52	5202	37.2	140.0
L64	6396	48.5	131.9
L82	8214	64.3	127.7

SPECIFICATIONS

Housing/Reflector – Precision die-formed 22-gauge C.R.S.

Shielding – Frosted acrylic.

Finish – Highly reflective non-glare matte white polyester powder coat bonded to phosphate-free, multi-stage pretreated metal. All parts painted after fabrication to facilitate installation, increase efficiency, and inhibit corrosion.

Electrical – High quality mid-power LED boards. L70 >50,000 hours.

Mounting – NEMA Type “G”. Surface mount and drywall kit accessories available, ordered separately.

Listings –

- cCSAus certified as luminaire suitable for dry or damp locations.
- DesignLights Consortium Premium qualified product. Not all versions of this product may be DLC Premium qualified, see the DLC Qualified Products List at www.designlights.org/QPL.
- City of Chicago Environmental Air approved when specified with CP option.

Warranty – 5-year limited warranty, see hew.com/warranty.

- Photometrics tested in accordance with IESNA LM-79. Results shown are based on 25°C ambient temperature.
- Wattage shown is average for 120V through 277V input.
- Results based on 3500K, 80 CRI, actual lumens may vary +/-5%
- Use multiplier table to calculate additional options.

MULTIPLIER TABLE

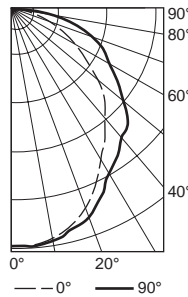
COLOR TEMPERATURE	
CCT/CRI	CONVERSION FACTOR
2700K/80CRI	0.97
3000K/80CRI	0.99
3500K/80CRI	1.00
4000K/80CRI	1.03
5000K/80CRI	1.06

IMPORTANT:

Electrostatic sensitive unit. Observe precautions when handling.

PHOTOMETRY

LT-24-L52/835-AF-DIM-UNV Total Luminaire Output: 5202 lumens; 37 Watts
Efficacy: 141 lm/W | 82 CRI; 3043K CCT | IES Spacing Criteria: End: 1.1, Across: 1.2, Diagonal: 1.2

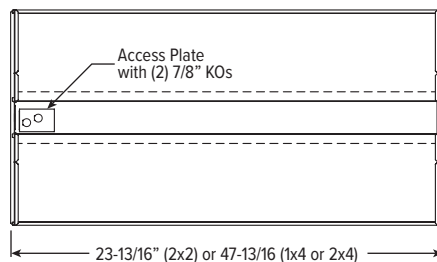


Vertical Angle	Horizontal Angle			Zonal Lumens
	0°	45°	90°	
0	1851	1851	1851	
5	1843	1844	1846	175
15	1745	1761	1779	499
25	1544	1589	1636	730
35	1276	1359	1440	848
45	1055	1193	1315	902
55	741	902	1044	802
65	480	667	817	647
75	241	429	544	438
85	70	174	159	161
90	0	0	0	


LUMEN SUMMARY	Zone	Lumens	% Fixture
	0 - 30	1404	27
	0 - 40	2252	43
	0 - 60	3955	76
	0 - 90	5202	100
	0 - 180	5202	100

FIXTURE DETAILS


BACK VIEW



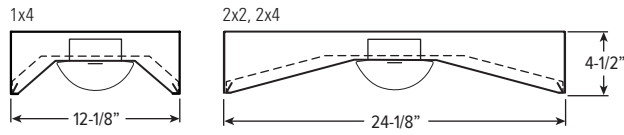
SIDE VIEW



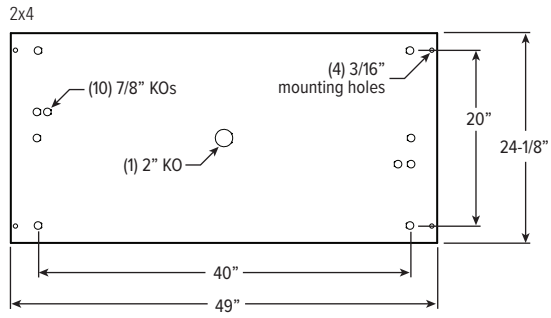
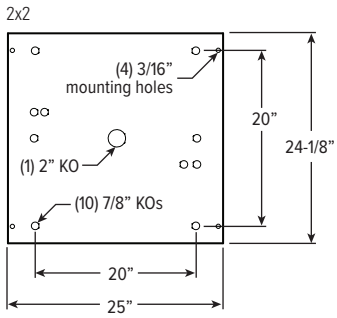
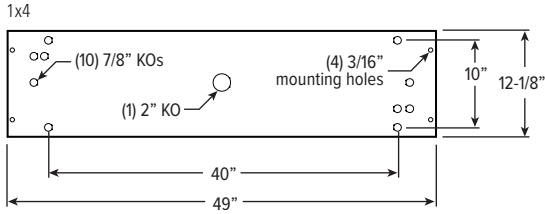
SURFACE MOUNT KIT (Shipped Separately)



CROSS SECTIONS




BACKVIEWS



LED TROFFER

LT
LED

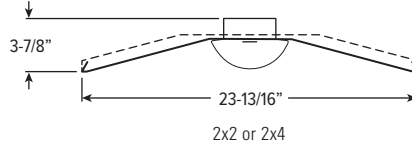
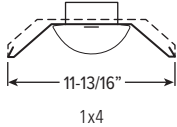
CATALOG #:	TYPE:
PROJECT:	NOTES:



EXAMPLE → **LT - 2 4 - L52/835 - AF - OPTIONS - DIM - UNV**

SERIES NOM. W. NOM. L. LUMEN PACKAGE CRI & CCT SHIELDING OPTIONS/ACCESSORIES DRIVER VOLTAGE

CROSS SECTIONS



ORDERING INFORMATION

SERIES

LT LED Troffer

NOMINAL WIDTH

1 1' (4' length only)
2 2'

NOMINAL LENGTH

2 2' (2' width only)
4 4'

LED PACKAGE

EXAMPLE: L52/835				
LUMEN PACKAGE	NOMINAL LUMENS	MINIMUM CRI & CCT	WATTAGE	
1x4				
L28	2,800	827 = 82 CRI, 2700K 830 = 82 CRI, 3000K 835 = 82 CRI, 3500K 840 = 82 CRI, 4000K 850 = 82 CRI, 5000K	21	
L47	4,700		34	
L63	6,300		49	
2x2				
L27	2,700		21	
L39	3,900		33	
L49	4,900		38	
2x4				
L40	4,000		32	
L52	5,200		37	
L64	6,400		49	
L82	8,200		64	

Nominal lumen output based on 3500 CCT. Actual lumens may vary +/-5%, see fixture performance data. Additional LED lumen packages available, see options.

SHIELDING

AF Frosted acrylic

OPTIONS

For flexible whip options, see [Technical Info](#).
EM/10W 10-watt emergency battery (120-277V only)
EQCLIPS Earthquake clips (4 per fixture; LT is compatible with Williams earthquake clips only)
OCC__ Integral occupancy sensor and power pack:
OCCLV OSF10-IUW-PP-UNV
(L__) Additional lower lumen packages available. Specify in increments of 100 nominal lumens. Option must be specified with next higher lumen package.
Example: 5,800 nominal lumens = LT-24-L64/840-(L58)
CP Chicago Plenum (CCEA)

ACCESSORIES

See Technical Info for [Drywall Kit](#) and [Cord Location](#) details. See page 3 for Surface Mount details.
LT-14-SMK-W Surface mount kit for LT, 1'x4', white
LT-22-SMK-W Surface mount kit for LT, 2'x2', white
LT-24-SMK-W Surface mount kit for LT, 2'x4', white
DFK-1248W Drywall kit, 12" x 48", white
DFK-2424W Drywall kit, 24" x 24", white
DFK-2448W Drywall kit, 24" x 48", white

DRIVER

Additional dimming drivers available, see [Technical Info](#).
DRV Driver prewired for non-dimming applications
DIM 10% dimming driver prewired for 0-10V low voltage applications

VOLTAGE

120 120V
277 277V
UNV 120-277V
347 347V (not available with EM batteries)

FEATURES

- ▶ Efficacies up to 140 lm/W
- ▶ Shallow housing depth
- ▶ Diffuse lens provides smooth illumination
- ▶ Proudly made in the USA



FIXTURE PERFORMANCE DATA

LED PACKAGE	DELIVERED LUMENS	WATTAGE	EFFICACY (lm/W)
1x4			
L28	2814	21.4	131.6
L47	4677	33.7	138.7
L63	6261	48.5	129.1
2x2			
L27	2722	21.3	127.8
L39	3934	33.1	118.7
L49	4869	38.1	127.7
2x4			
L40	3972	32.0	124.1
L52	5202	37.2	140.0
L64	6396	48.5	131.9
L82	8214	64.3	127.7

- Photometrics tested in accordance with IESNA LM-79. Results shown are based on 25°C ambient temperature.
- Wattage shown is average for 120V through 277V input.
- Results based on 3500K, 80 CRI, actual lumens may vary +/-5%
- Use multiplier table to calculate additional options.

SPECIFICATIONS

Housing/Reflector – Precision die-formed 22-gauge C.R.S.

Shielding – Frosted acrylic.

Finish – Highly reflective non-glare matte white polyester powder coat bonded to phosphate-free, multi-stage pretreated metal. All parts painted after fabrication to facilitate installation, increase efficiency, and inhibit corrosion.

Electrical – High quality mid-power LED boards. L70 >50,000 hours.

Mounting – NEMA Type “G”. Surface mount and drywall kit accessories available, ordered separately.

Listings –

- cCSAus certified as luminaire suitable for dry or damp locations.
- DesignLights Consortium Premium qualified product. Not all versions of this product may be DLC Premium qualified, see the DLC Qualified Products List at www.designlights.org/QPL.
- City of Chicago Environmental Air approved when specified with CP option.

Warranty – 5-year limited warranty, see hew.com/warranty.

IMPORTANT:

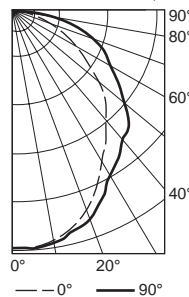
Electrostatic sensitive unit. Observe precautions when handling.

MULTIPLIER TABLE

COLOR TEMPERATURE	
CCT/CRI	CONVERSION FACTOR
2700K/80CRI	0.97
3000K/80CRI	0.99
3500K/80CRI	1.00
4000K/80CRI	1.03
5000K/80CRI	1.06

PHOTOMETRY

LT-24-L52/835-AF-DIM-UNV Total Luminaire Output: 5202 lumens; 37 Watts
Efficacy: 141 lm/W | 82 CRI; 3043K CCT | IES Spacing Criteria: End: 1.1, Across: 1.2, Diagonal: 1.2

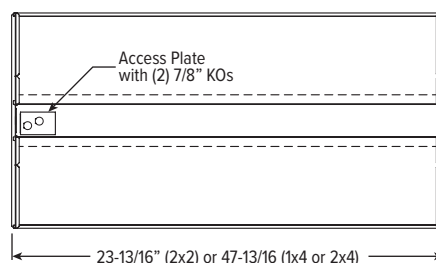


CANDLEPOWER DISTRIBUTION	Vertical Angle	Horizontal Angle			Zonal Lumens
	0°	45°	90°		
0	1851	1851	1851		
5	1843	1844	1846	175	
15	1745	1761	1779	499	
25	1544	1589	1636	730	
35	1276	1359	1440	848	
45	1055	1193	1315	902	
55	741	902	1044	802	
65	480	667	817	647	
75	241	429	544	438	
85	70	174	159	161	
90	0	0	0		


LUMEN SUMMARY	Zone	Lumens	% Fixture
	0 - 30	1404	27
	0 - 40	2252	43
	0 - 60	3955	76
	0 - 90	5202	100
	0 - 180	5202	100

FIXTURE DETAILS


BACK VIEW



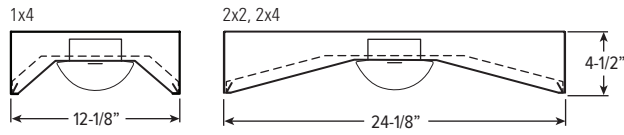
SIDE VIEW



SURFACE MOUNT KIT (Shipped Separately)

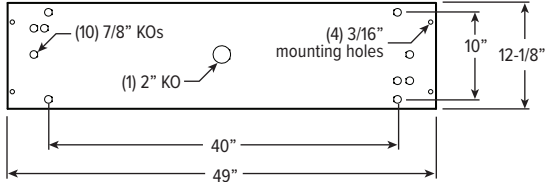


CROSS SECTIONS

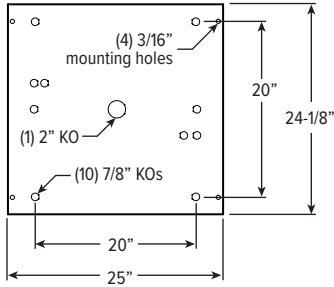


BACKVIEWS

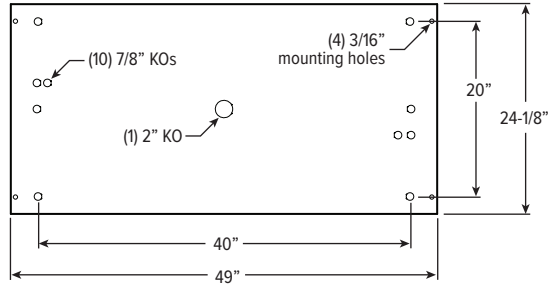
1x4



2x2



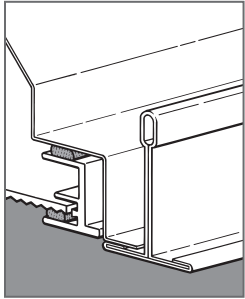
2x4



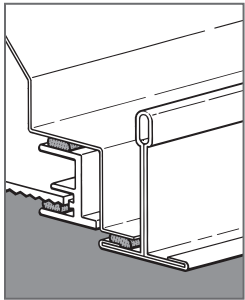
Ceiling Compatibility

GASKETING OPTIONS

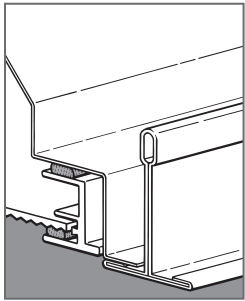
Fixtures must be equipped with flat aluminum door frame for gasketing options.



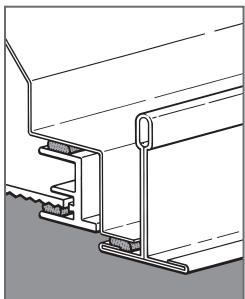
DG
Double Gasketing –
Open-cell foam gasketing is factory-installed continuously between door frame and luminaire housing and between door frame and lens.



TG
Triple Gasketing –
Open-cell foam gasketing is factory-installed continuously between door frame and luminaire housing, between door frame and lens, and on bottom perimeter of unit (adjacent to T-bar). NEMA Type "F" units feature gasketing attached to top surface of flange trim (adjacent to ceiling surface).




DG/CCF
Double Gasketing –
Closed-cell PVC gasketing is factory-installed continuously between door frame and luminaire housing and between door frame and lens.

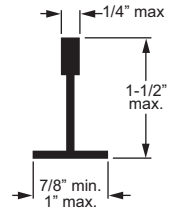


TG/CCF
Triple Gasketing –
Closed-cell PVC gasketing is factory-installed continuously between door frame and luminaire housing, between door frame and lens, and on bottom perimeter of unit (adjacent to T-bar). NEMA Type "F" units feature gasketing attached to top surface of flange trim (adjacent to ceiling surface).

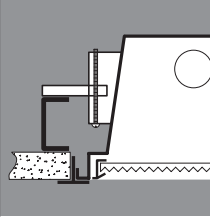
NEMA TYPE "G"



All Williams grid fixtures (NEMA Type "G") are designed to fit securely into a standard NEMA Type "G", 1" nominal T-bar system. Center the fixture in the opening and use earthquake clips or integral T-bar clips to secure the fixture to the ceiling structure.




NEMA TYPE "F" (Flange installation)

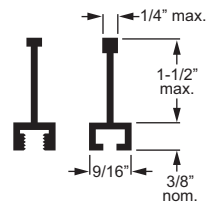


NEMA Type "F" fixtures ship with the side trims, end trims, and swing-out brackets assembled to the fixture. See specification sheets for exact dimensions of swing-out bracket vertical adjustment and ceiling cut-out.

NEMA STYLE "SS" SCREW SLOT GRID (Williams' SG)




Williams' NEMA Type "SS" troffers are designed to position the bottom of the louver door frame flush with the ceiling tile. Center the fixture in the opening and use earthquake clips (standard when SG is specified) to secure the fixture to the ceiling structure. Available on specific styles of parabolic louvers and recessed architectural only.



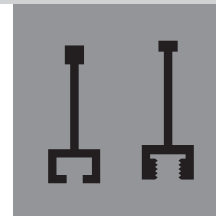
SPECIALTY CEILING TEE




NEMA "NFG"
Narrow-Faced Grid



NEMA "NFSG"
Narrow-Faced Slotted Grid



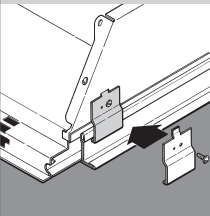
NEMA "SS"
Screw Slot Grid



NEMA "Z"
Z Spline

Please contact the factory before ordering troffers to be fitted with specialty T-bar systems to assure proper compatibility. Dimensions and specifications are subject to change without notice.

EARTHQUAKE CLIPS




EQCLIPS

Earthquake Clips – Combination earthquake and N.E.C. T-bar clip secures luminaire to T-bar and prevents T-system separation. Clips are factory-installed; four clips per fixture. Earthquake clips are provided standard when SG ceiling type is specified.

DUAL TECHNOLOGY 0-10 VOLT DIMMING WALL SWITCH OCCUPANCY SENSOR

DW-311



Description

The DW-311 dual technology dimming wall switch sensor can turn lights OFF and ON based on occupancy and allow the user to increase or decrease the lighting level. It combines the benefits of passive infrared (PIR) and ultrasonic occupancy detection technologies and works with 0-10 VDC dimming drivers and ballasts to control lighting loads including LEDs.

Operation

The DW-311 installs in a single gang junction box. Factory default operation is for Manual-ON, so that users turn lights on only when needed. Once the space is vacated and the time delay elapses, lights automatically turn OFF. DIP switch settings enable a variety of control options such as Auto-ON operation, high and low trim, ramp up and fade down times, power loss mode, smart light level, walk-through and test modes. Additional DIP switch settings allow the user to choose which sensing technologies turn ON, hold ON or retrigger the lighting.

Features

- Vandal resistant lens combines precise coverage with durability
- Presentation mode may be deactivated to allow Auto-ON operation after 15 second time delay for spaces with transient occupancy
- Optional smart light level adapts ambient light hold off threshold to meet user needs
- Selectable walk-through mode turns lights off three minutes after the room is initially occupied if no motion is detected after the first 30 seconds
- Test mode allows quick and easy verification of coverage
- Selectable audible and/or visual alerts for impending shutoff
- LED indicates occupancy detection
- Service mode allows sensor to operate as a service switch in the unlikely event of a failure
- Zero-crossing for long relay life
- No derating required for multi-gang applications
- Sensor coverage tested to NEMA Guide Publication WD 7-2000
- Compatible with decorator wall plates
- This product meets the material restrictions of RoHS

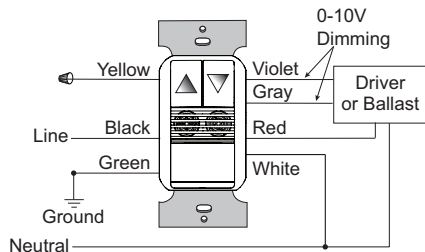
PROJECT	LOCATION/ TYPE
---------	-------------------

Specifications

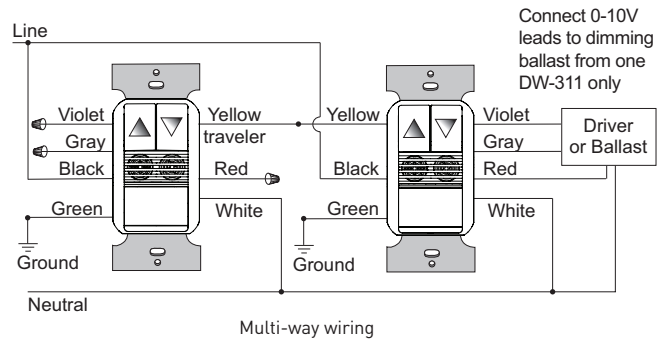
- DW-311: 120/277VAC; 50/60Hz
- DW-311-347: 347VAC; 50/60Hz
- Dimming control signal: 0-10VDC, sinks up to 50mA for control of compatible ballasts (12 if each sources 2mA); Class 1 wiring
- Time delays: 3, 5, 15 or 30 minutes, walk-through, test-mode
- Power up after power loss: On, Off or last state
- Coverage: Major motion, PIR 35' x 30'; Ultrasonic 20' x 20'
- Minor motion, PIR 20' x 15', Ultrasonic 15' x 15'
- Sensitivity adjustment: PIR (high/low), Ultrasonic (fully variable)
- Dimensions (L x W x D): 2.73" x 1.75" x 1.81" (69mm x 44mm x 46mm)
- UL and cUL listed (E101196)
- Five year warranty

Installation and Wiring

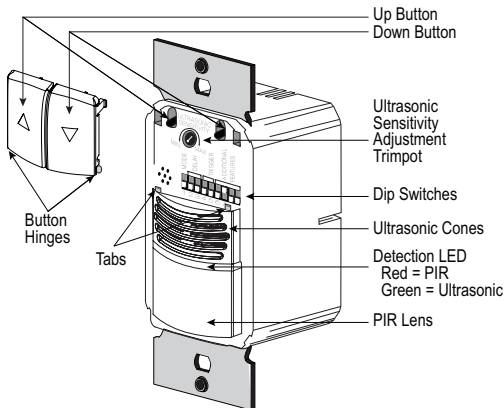
Wiring Diagrams



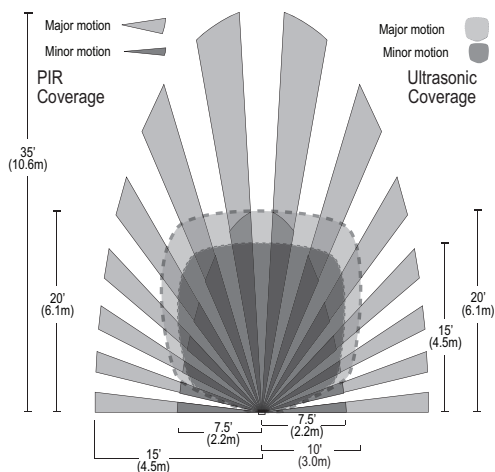
Note: Requires Class 1 wiring for 0-10V dimming.



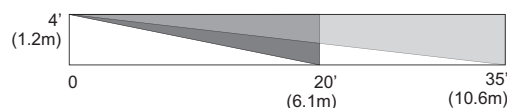
Product Controls



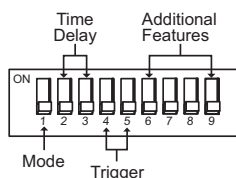
Coverage Patterns



For best performance, Legrand recommends using this sensor in spaces no larger than 18' x 15'.



DIP Switch Settings



Mode	1
Manual - On	↑
Auto - On	↓

↑=ON ↓=OFF

Time Delay	2	3
Test/3 min	↓	↓
5 minutes	↓	↑
15 minutes	↑	↓
30 minutes	↑	↑

Trigger Mode	Initial Occupancy	Maintain Occupancy	Re-trigger	4	5
Standard	Both	Either	Either	↓	↓
Option A	PIR	Either	Either	↓	↑
Option B	PIR	PIR	PIR	↑	↓
Option C	Both	Both	Both	↑	↑

Default Values Shown in **Bold**

Additional Features	6	7	8	9	Green LED # of Blinks
Exit Programming Mode	↓	↓	↓	↓	
Visual Alert	↓	↓	↓	↑	1=OFF, 2=ON
Audio Alert	↓	↓	↑	↓	1=ON, 2=OFF
Walk-Thru	↓	↓	↑	↑	1=OFF, 2=ON
PIR Sensitivity	↓	↑	↓	↓	1=100%, 2=50%
High Trim	↓	↑	↓	↑	1=10V, 2=Manual Adjustment
Low Trim	↓	↑	↑	↓	1=0V, 2=Manual Adjustment
Ramp Up Time	↓	↑	↑	↑	1=1, 2=2.5, 3=5, 4=10s
Fade Down Time	↑	↓	↓	↓	1=2.5, 2=5, 3=15, 4=30s
Light Level Adjust	↑	↓	↓	↑	1=Disable, 2=Enable, 3=Smart Light Level
Power Loss Mode	↑	↓	↑	↓	1=Keep Last State, 2=Default On, 3=Default Off
Presentation Mode	↑	↓	↑	↑	1=ON, 2=OFF
Service Mode	↑	↑	↓	↓	1=OFF, 2=ON
Preset On Level	↑	↑	↓	↑	1=Last Non-Zero Value, 2=50%, 3=75%, 4=100%
Non-Dim Mode	↑	↑	↑	↓	1=OFF, 2=ON
Reset To Default	↑	↑	↑	↑	Press and Hold UP or DOWN for 5 seconds

Ordering Information

Catalog #	Color	Voltage	Load Rating
<input type="checkbox"/> DW-311-W	White	120VAC; 50/60Hz	@ 120VAC: 0-1000W ballast, E-ballast, LED, tungsten; 1/4hp motor
<input type="checkbox"/> DW-311-W-U	White	or	
<input type="checkbox"/> DW-311-LA	Ivory		or
<input type="checkbox"/> DW-311-I	Ivory	277VAC; 50/60Hz	@ 277VAC: 0-1200W ballast, E-ballast, LED; 1/4hp motor
<input type="checkbox"/> DW-311-I-U	Ivory		
<input type="checkbox"/> DW-311-G	Grey		
<input type="checkbox"/> DW-311-B	Black		
<input type="checkbox"/> DW-311-R	Red		
<input type="checkbox"/> DW-311-R-U	Red		
<input type="checkbox"/> DW-311-347-W	White	347VAC; 50/60Hz	0-1500W ballast, LED; 1/4hp motor
<input type="checkbox"/> DW-311-347-LA	Lt. Almond		
<input type="checkbox"/> DW-311-347-I	Ivory		
<input type="checkbox"/> DW-311-347-G	Grey		
<input type="checkbox"/> DW-311-347-B	Black		
<input type="checkbox"/> DW-311-347-R	Red		

-U = BAA/TAA compliant. Product is compliant with Buy American Act and Trade Agreement Act

Order wall plate separately.