



The following documentation is an electronically-submitted vendor response to an advertised solicitation from the *West Virginia Purchasing Bulletin* within the Vendor Self-Service portal at ***wvOASIS.gov***. As part of the State of West Virginia's procurement process, and to maintain the transparency of the bid-opening process, this documentation submitted online is publicly posted by the West Virginia Purchasing Division at ***WVPurchasing.gov*** with any other vendor responses to this solicitation submitted to the Purchasing Division in hard copy format.

Header 1

List View

General Information | Contact | Default Values | Discount | Document Information

Procurement Folder: 442628

SO Doc Code: CRFQ

Procurement Type: Central Purchase Order

SO Dept: 0211

Vendor ID: 000000177068 

SO Doc ID: GSD1800000019

Legal Name: BRIDGEPORT EQUIPMENT & TOOL

Published Date: 4/19/18

Alias/DBA: BET LTD

Close Date: 5/2/18

Total Bid: \$19,000.00

Close Time: 13:30

Response Date: 05/02/2018 

Status: Closed

Apply Default Values to Commodity Lines

View Procurement Folder



Purchasing Division  
 2019 Washington Street East  
 Post Office Box 50130  
 Charleston, WV 25305-0130

State of West Virginia  
 Solicitation Response

Proc Folder : 442628  
 Solicitation Description : Grounds, Zero Turn Riding Lawn Mowers  
 Proc Type : Central Purchase Order

Date issued	Solicitation Closes	Solicitation Response	Version
	2018-05-02 13:30:00	SR 0211 ESR05021800000005003	1

VENDOR
000000177068 BRIDGEPORT EQUIPMENT & TOOL BET LTD

Solicitation Number: CRFQ 0211 GSD1800000019

Total Bid : \$19,000.00      Response Date: 2018-05-02      Response Time: 10:03:30

Comments:

**FOR INFORMATION CONTACT THE BUYER**  
 Michelle L Childers  
 (304) 558-2063  
 michelle.l.childers@wv.gov

Signature on File      FEIN #      DATE

All offers subject to all terms and conditions contained in this solicitation

Line	Comm Ln Desc	Qty	Unit Issue	Unit Price	Ln Total Or Contract Amount
1	Gravely Model 452 (400 Series) Zero Turn Riding Mower	2.00000	EA	\$9,500.000000	\$19,000.00

Comm Code	Manufacturer	Specification	Model #
21101701			

<b>Extended Description :</b>	Gravely Model 452 (400 Series) Zero Turn Riding Mower, or Equal
-------------------------------	---

**Comments:** BIDDING JOHN DEERE Z959M ZERO TURN MOWERS.



Purchasing Division  
 2019 Washington Street East  
 Post Office Box 50130  
 Charleston, WV 25305-0130

State of West Virginia  
 Request for Quotation  
 13 — Equipment

Proc Folder: 442628

Doc Description: Grounds, Zero Turn Riding Lawn Mowers


Proc Type: Central Purchase Order

Date Issued	Solicitation Closes	Solicitation No	Version
2018-04-19	2018-05-02 13:30:00	CRFQ 0211 GSD1800000019	1

BID RECEIVING LOCATION	
BID CLERK DEPARTMENT OF ADMINISTRATION PURCHASING DIVISION 2019 WASHINGTON ST E CHARLESTON US	WV 25305

VENDOR
Vendor Name, Address and Telephone Number:  BRIDGEPORT EQUIPMENT AND TOOL 1504 OAKHURST DRIVE CHARLESTON, WV 25314 304-659-2917

FOR INFORMATION CONTACT THE BUYER
Michelle L Childers (304) 558-2063 michelle.l.childers@wv.gov

Signature X 	FEIN # 34-1800484	DATE 5/02/2018
---	-------------------	----------------

All offers subject to all terms and conditions contained in this solicitation

**ADDITIONAL INFORMATION:**

Request for Quotation

The West Virginia Purchasing Division is soliciting bids on behalf of General Services Division to establish a contract for the one time purchase of two (2) Zero Turn Riding Lawn Mowers.

INVOICE TO	SHIP TO
DEPARTMENT OF ADMINISTRATION GENERAL SERVICES DIVISION 112 CALIFORNIA AVENUE, 5TH FLOOR CHARLESTON WV25305 US	DEPARTMENT OF ADMINISTRATION GENERAL SERVICES DIVISION GROUNDS SECTION - LOT/BLDG 98 321 MICHIGAN AVE CHARLESTON WV 25305 US

Line	Comm Ln Desc	Qty	Unit Issue	Unit Price	Total Price
1	Gravely Model 452 (400 Series) Zero Turn Riding Mower	2.00000	EA	\$9500.00	\$19000.00

Comm Code	Manufacturer	Specification	Model #
21101701	JOHN DEERE	AS PER SPECIFICATIO	Z950M

**Extended Description :**

Gravely Model 452 (400 Series) Zero Turn Riding Mower, or Equal

**DESIGNATED CONTACT:** Vendor appoints the individual identified in this Section as the Contract Administrator and the initial point of contact for matters relating to this Contract.

RONALD A. GARDNER

\_\_\_\_\_  
(Name, Title) RONALD A. GARDNER - SALES

\_\_\_\_\_  
(Printed Name and Title) 1504 OAKHURST DRIVE, CHARLESTON WV 25314

\_\_\_\_\_  
(Address)

\_\_\_\_\_  
304-659-2917 304-659-3276

\_\_\_\_\_  
(Phone Number) / (Fax Number)

\_\_\_\_\_  
rgardner@bridgeportequip.com

\_\_\_\_\_  
(email address)

**CERTIFICATION AND SIGNATURE:** By signing below, or submitting documentation through wvOASIS, I certify that I have reviewed this Solicitation in its entirety; that I understand the requirements, terms and conditions, and other information contained herein; that this bid, offer or proposal constitutes an offer to the State that cannot be unilaterally withdrawn; that the product or service proposed meets the mandatory requirements contained in the Solicitation for that product or service, unless otherwise stated herein; that the Vendor accepts the terms and conditions contained in the Solicitation, unless otherwise stated herein; that I am submitting this bid, offer or proposal for review and consideration; that I am authorized by the vendor to execute and submit this bid, offer, or proposal, or any documents related thereto on vendor's behalf; that I am authorized to bind the vendor in a contractual relationship; and that to the best of my knowledge, the vendor has properly registered with any State agency that may require registration.

\_\_\_\_\_  
BRIDGEPORT EQUIPMENT AND TOOL

\_\_\_\_\_  
(Company)

 RONALD A. GARDNER SALES

\_\_\_\_\_  
(Authorized Signature) (Representative Name, Title)

\_\_\_\_\_  
RONALD A. GARDNER SALES

\_\_\_\_\_  
(Printed Name and Title of Authorized Representative)

\_\_\_\_\_  
5/2/2018

\_\_\_\_\_  
(Date)

\_\_\_\_\_  
304-659-2917 304-659-3276

\_\_\_\_\_  
(Phone Number) (Fax Number)

<b>GSD1800000019</b>	<b>Document Phase</b> Final	<b>Document Description</b> Grounds, Zero Turn Riding Lawn Mowers	<b>Page 3</b> <b>of 3</b>
----------------------	--------------------------------	--	------------------------------

**ADDITIONAL TERMS AND CONDITIONS**

See attached document(s) for additional Terms and Conditions



West Virginia Ethics Commission  
**Disclosure of Interested Parties to Contracts**

(Required by W. Va. Code § 6D-1-2)

Contracting Business Entity: BRIDGEPORT EQUIPMENT & TOOL Address: 1504 OAKHURST DRIVE  
CHARLESTON, WV 25314

Authorized Agent: RONALD A. GARDNER Address: 1504 OAKHURST DRIVE, CHARLESTON WV

Contract Number: CRFQ )@!! GSD1800000019 Contract Description: GROUNDS, ZERO TURN RIDING MOWEI

Governmental agency awarding contract: DEPARTMENT OF ADMINISTRATION

Check here if this is a Supplemental Disclosure

List the Names of Interested Parties to the contract which are known or reasonably anticipated by the contracting business entity for each category below (attach additional pages if necessary):

1. Subcontractors or other entities performing work or service under the Contract

Check here if none, otherwise list entity/individual names below.

2. Any person or entity who owns 25% or more of contracting entity (not applicable to publicly traded entities)

Check here if none, otherwise list entity/individual names below.

3. Any person or entity that facilitated, or negotiated the terms of, the applicable contract (excluding legal services related to the negotiation or drafting of the applicable contract)

Check here if none, otherwise list entity/individual names below.

Signature: Ronald A. Gardner

Date Signed: 5/2/2018

**Notary Verification**

State of WV, County of Ritchie:

I, \_\_\_\_\_, the authorized agent of the contracting business entity listed above, being duly sworn, acknowledge that the Disclosure herein is being made under oath and under the penalty of perjury.

Taken, sworn to and subscribed before me this 2 day of May, 2018

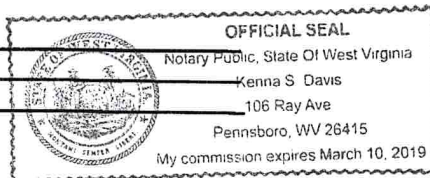
Kenna S Davis  
Notary Public's Signature

**To be completed by State Agency:**

Date Received by State Agency: \_\_\_\_\_

Date submitted to Ethics Commission: \_\_\_\_\_

Governmental agency submitting Disclosure: \_\_\_\_\_



Revised October 7, 2017

**ADDENDUM ACKNOWLEDGEMENT FORM  
SOLICITATION NO.:**

Instructions: Please acknowledge receipt of all addenda issued with this solicitation by completing this addendum acknowledgment form. Check the box next to each addendum received and sign below. Failure to acknowledge addenda may result in bid disqualification.

Acknowledgment: I hereby acknowledge receipt of the following addenda and have made the necessary revisions to my proposal, plans and/or specification, etc.

Addendum Numbers Received:

*(Check the box next to each addendum received)*

- |   |  |
|---|--|
| <input type="checkbox"/> Addendum No. 1 | <input type="checkbox"/> Addendum No. 6  |
| <input type="checkbox"/> Addendum No. 2 | <input type="checkbox"/> Addendum No. 7  |
| <input type="checkbox"/> Addendum No. 3 | <input type="checkbox"/> Addendum No. 8  |
| <input type="checkbox"/> Addendum No. 4 | <input type="checkbox"/> Addendum No. 9  |
| <input type="checkbox"/> Addendum No. 5 | <input type="checkbox"/> Addendum No. 10 |

I understand that failure to confirm the receipt of addenda may be cause for rejection of this bid. I further understand that any verbal representation made or assumed to be made during any oral discussion held between Vendor's representatives and any state personnel is not binding. Only the information issued in writing and added to the specifications by an official addendum is binding.

\_\_\_\_\_  
Company

\_\_\_\_\_  
Authorized Signature

\_\_\_\_\_  
Date

NOTE: This addendum acknowledgment should be submitted with the bid to expedite document processing.

STATE OF WEST VIRGINIA  
Purchasing Division

# PURCHASING AFFIDAVIT

**CONSTRUCTION CONTRACTS:** Under W. Va. Code § 5-22-1(i), the contracting public entity shall not award a construction contract to any bidder that is known to be in default on any monetary obligation owed to the state or a political subdivision of the state, including, but not limited to, obligations related to payroll taxes, property taxes, sales and use taxes, fire service fees, or other fines or fees.

**ALL CONTRACTS:** Under W. Va. Code §5A-3-10a, no contract or renewal of any contract may be awarded by the state or any of its political subdivisions to any vendor or prospective vendor when the vendor or prospective vendor or a related party to the vendor or prospective vendor is a debtor and: (1) the debt owed is an amount greater than one thousand dollars in the aggregate; or (2) the debtor is in employer default.

**EXCEPTION:** The prohibition listed above does not apply where a vendor has contested any tax administered pursuant to chapter eleven of the W. Va. Code, workers' compensation premium, permit fee or environmental fee or assessment and the matter has not become final or where the vendor has entered into a payment plan or agreement and the vendor is not in default of any of the provisions of such plan or agreement.

**DEFINITIONS:**

**"Debt"** means any assessment, premium, penalty, fine, tax or other amount of money owed to the state or any of its political subdivisions because of a judgment, fine, permit violation, license assessment, defaulted workers' compensation premium, penalty or other assessment presently delinquent or due and required to be paid to the state or any of its political subdivisions, including any interest or additional penalties accrued thereon.

**"Employer default"** means having an outstanding balance or liability to the old fund or to the uninsured employers' fund or being in policy default, as defined in W. Va. Code § 23-2c-2, failure to maintain mandatory workers' compensation coverage, or failure to fully meet its obligations as a workers' compensation self-insured employer. An employer is not in employer default if it has entered into a repayment agreement with the Insurance Commissioner and remains in compliance with the obligations under the repayment agreement.

**"Related party"** means a party, whether an individual, corporation, partnership, association, limited liability company or any other form or business association or other entity whatsoever, related to any vendor by blood, marriage, ownership or contract through which the party has a relationship of ownership or other interest with the vendor so that the party will actually or by effect receive or control a portion of the benefit, profit or other consideration from performance of a vendor contract with the party receiving an amount that meets or exceeds five percent of the total contract amount.

**AFFIRMATION:** By signing this form, the vendor's authorized signer affirms and acknowledges under penalty of law for false swearing (W. Va. Code §61-5-3) that: (1) for construction contracts, the vendor is not in default on any monetary obligation owed to the state or a political subdivision of the state, and (2) for all other contracts, that neither vendor nor any related party owe a debt as defined above and that neither vendor nor any related party are in employer default as defined above, unless the debt or employer default is permitted under the exception above.

**WITNESS THE FOLLOWING SIGNATURE:**

Vendor's Name: BRIDGEPORT EQUIPMENT AND TOOL


Authorized Signature: *Ronald R. Gardner* Date: 5/2/2018

State of WV

County of Kitchie, to-wit:

Taken, subscribed, and sworn to before me this 2 day of May, 2018

My Commission expires March 10, 2019



NOTARY PUBLIC *Kenna S Davis*

State of West Virginia  
**VENDOR PREFERENCE CERTIFICATE**

Certification and application is hereby made for Preference in accordance with *West Virginia Code*, §5A-3-37. (Does not apply to construction contracts). *West Virginia Code*, §5A-3-37, provides an opportunity for qualifying vendors to request (at the time of bid) preference for their residency status. Such preference is an evaluation method only and will be applied only to the cost bid in accordance with the *West Virginia Code*. This certificate for application is to be used to request such preference. The Purchasing Division will make the determination of the Vendor Preference, if applicable.

1.  **Application is made for 2.5% vendor preference for the reason checked:**  
Bidder is an individual resident vendor and has resided continuously in West Virginia for four (4) years immediately preceding the date of this certification; or,  
 Bidder is a partnership, association or corporation resident vendor and has maintained its headquarters or principal place of business continuously in West Virginia for four (4) years immediately preceding the date of this certification;  
 Bidder is a resident vendor partnership, association, or corporation with at least eighty percent of ownership interest of bidder held by another entity that meets the applicable four year residency requirement; or,  
 Bidder is a nonresident vendor which has an affiliate or subsidiary which employs a minimum of one hundred state residents and which has maintained its headquarters or principal place of business within West Virginia continuously for the four (4) years immediately preceding the date of this certification; or,
2.  **Application is made for 2.5% vendor preference for the reason checked:**  
Bidder is a resident vendor who certifies that, during the life of the contract, on average at least 75% of the employees working on the project being bid are residents of West Virginia who have resided in the state continuously for the two years immediately preceding submission of this bid; or,
3.  **Application is made for 2.5% vendor preference for the reason checked:**  
Bidder is a nonresident vendor that employs a minimum of one hundred state residents, or a nonresident vendor which has an affiliate or subsidiary which maintains its headquarters or principal place of business within West Virginia and employs a minimum of one hundred state residents, and for purposes of producing or distributing the commodities or completing the project which is the subject of the bidder's bid and continuously over the entire term of the project, on average at least seventy-five percent of the bidder's employees or the bidder's affiliate's or subsidiary's employees are residents of West Virginia who have resided in the state continuously for the two immediately preceding years and the vendor's bid; or,
4.  **Application is made for 5% vendor preference for the reason checked:**  
Bidder meets either the requirement of both subdivisions (1) and (2) or subdivision (1) and (3) as stated above; or,
5.  **Application is made for 3.5% vendor preference who is a veteran for the reason checked:**  
Bidder is an individual resident vendor who is a veteran of the United States armed forces, the reserves or the National Guard and has resided in West Virginia continuously for the four years immediately preceding the date on which the bid is submitted; or,
6.  **Application is made for 3.5% vendor preference who is a veteran for the reason checked:**  
Bidder is a resident vendor who is a veteran of the United States armed forces, the reserves or the National Guard, if, for purposes of producing or distributing the commodities or completing the project which is the subject of the vendor's bid and continuously over the entire term of the project, on average at least seventy-five percent of the vendor's employees are residents of West Virginia who have resided in the state continuously for the two immediately preceding years.
7.  **Application is made for preference as a non-resident small, women- and minority-owned business, in accordance with *West Virginia Code* §5A-3-59 and *West Virginia Code of State Rules*.**  
Bidder has been or expects to be approved prior to contract award by the Purchasing Division as a certified small, women- and minority-owned business.

Bidder understands if the Secretary of Revenue determines that a Bidder receiving preference has failed to continue to meet the requirements for such preference, the Secretary may order the Director of Purchasing to: (a) rescind the contract or purchase order; or (b) assess a penalty against such Bidder in an amount not to exceed 5% of the bid amount and that such penalty will be paid to the contracting agency or deducted from any unpaid balance on the contract or purchase order.

By submission of this certificate, Bidder agrees to disclose any reasonably requested information to the Purchasing Division and authorizes the Department of Revenue to disclose to the Director of Purchasing appropriate information verifying that Bidder has paid the required business taxes, provided that such information does not contain the amounts of taxes paid nor any other information deemed by the Tax Commissioner to be confidential.

**Bidder hereby certifies that this certificate is true and accurate in all respects; and that if a contract is issued to Bidder and if anything contained within this certificate changes during the term of the contract, Bidder will notify the Purchasing Division in writing immediately.**

Bidder: BRIDGEPORT EQUIPMENT AND TOOL

Signed: 

Date: 5/2/2018

Title: SALES

\*Check any combination of preference consideration(s) indicated above, which you are entitled to receive.

**JOHN DEERE Z950M (2018)**

**ENGINE**

Model no.	FX850V
Horsepower (gross)	At 3,600 rpm, 27 hp 20.1 kW
Displacement	52 cu in. 852 cc
Cylinders	Two
Crankcase capacity	With filter, 2 U.S. qt 1.9 L
Oil filter	Full flow, replaceable
Lubrication	Full pressure
Cooling	Air
Air cleaner	Heavy-duty canister type with safety element
Pre-cleaner	Yes

**FUEL SYSTEM**

Fuel type	Gasoline
Fuel consumption	Under normal conditions, load, operation, and dependent on loads and operating conditions 1.1-1.9 U.S. gal./hr 4.2-7.2 L/hr
Fuel tank capacity	11.5 U.S. gal. 43.5 L
Fuel tank switch/shut-off valve	Yes

**ELECTRICAL SYSTEM**

Charge system	20 amp
Battery voltage	12 V
Cold cranking amp	300 amp

Hour meter	Standard, digital
Operator presence starting system	Brake-N-Go (hand)
<b>DRIVETRAIN</b>	
Wheel motors	Tuff Torq heavy-duty integrated piston wheel motor
Travel speed	
Forward	0-10 mph 0-16.1 km/h
Reverse	0-4.5 mph 0-7.2 km/h
Speed and direction control	Twin levers
Hydraulic capacity	5.9 U.S. qt 5.6 L
Filter	Internal, replaceable
<b>TIRES</b>	
Drive tires	24x12-12
Load rating	4 PR
<b>BRAKES</b>	
Dynamic braking	Twin levers
Park brake	Internal wet disk integrated in the transmission
Park brake actuation	Hand brake
<b>PTO</b>	
Type	Electro-magnetic, 225 lb-ft 305 Nm
Drive	V-belt
<b>MOWER DECKS</b>	

Available widths	60, 72 in. 152, 183 cm
Deck construction	7-Iron PRO, one-piece stamped steel with reinforcements
Deck thickness	7 gauge 0.180 in. 4.6 mm
Discharge	Side, MOD
Height-of-cut range	1-5.5 in. 2.54-14 cm
Increments	0.25 in. 0.64 cm
Cutting width	60, 72 in. 152, 183 cm
<b>BLADES</b>	
Length	Varies by deck size
Thickness	0.25 in. 0.64 cm
Tip speed	Approximately 18,000 fpm 5,486 m/min
Number	Three
<b>WHEELS</b>	
Caster wheel type	Flat free
Caster wheel size	13x6.5-6
Front anti-scalp rollers	RH, center, LH
Rear anti-scalp rollers	Optional
<b>DIMENSIONS</b>	
Length	84 in. 213 cm
Width	With chute down, 74, 86 in. 188, 218 cm
Height	With ROPS up, 73 in. 185 cm With ROPS down, 47 in. 119 cm
Weight	1,275 to 1,365 lb 578 to 619 kg

**ADDITIONAL INFORMATION**

Date collected

07-Jun-2017



Available Mulch On Demand™ (MOD) deck




MOD mower deck




Mower deck with chute closed


The MOD mower deck delivers unprecedented levels of productivity and versatility to commercial mower operation. With the ability to switch between side discharge and mulching operation with the flip of a lever as the operator mows, keeping most clippings out of landscaping features and where they are wanted is extremely easy.



MOD open



MOD closed (latch standard on material collection system [MCS] equipped models only)



Lever position open (latch standard on MCS-equipped models only)



Lever position closed

Key features of the 7-Iron PRO MOD mower deck:

- Deck can be converted from a wide-open side discharge mode to a fully chambered mulching mode with a single move of a lever. *NOTE: MOD decks are a balance between a side discharge deck and a side discharge deck with a mulching kit.*
- Deck is stamped from 7-gauge, 0.179-in. (4.6-mm) steel to minimize the number of welds and provide a smooth underside, with fewer sharp corners, for reduced material buildup.
- Significantly fewer welds on the deck shell to wear or break- it is stamped from a single sheet of steel rather than multiple fabrications. Anti-skid step on the deck provides for easy machine mounting.
- MOD decks are superior to aftermarket chute blockers due to the movable baffles.
- Higher blade tip speed than many competitors - 18,500 fpm (5,639 m/min) for more blade cuts per inch mowed.

- Rounded corners of the stamped deck help distribute impact stress to reduce the potential of damage when the mower contacts trees, rocks, curbs, and other fixed obstacles.
- Deep-deck design of 5.5 in. (14 cm) delivers excellent airflow so material can be processed quickly and efficiently.
- Wider and higher discharge opening provides even clipping dispersal for an excellent finished appearance in all conditions.
- Three 1-in. (2.5 cm) cold-forged spindles are heat-treated for strength without bulk and are supported by ball bearings, providing reliability and performance; spindle housings are ribbed cast aluminum providing both excellent strength and heat dissipation.
- The front edge is raised above the blade plane to allow even cutting of tall grass and reinforced with a square bar for durability. The front baffle has been redesigned to better manage airflow and control clippings.
- Dual-captured anti-scalp wheels provide deck flotation over even the toughest terrain.
- Three greasable spindle zerks accessible from the top.
- Blade overlap is 1.6 in. (40 mm), nearly 0.79 in. (20 mm) greater than previous decks, to reduce striping between blades.
- Quick-change, cutting-height adjustment.

**7Iron PRO MOD mower deck**

M Series	R Series
Z920M - 48-in. (122-cm) MOD	Z930R - 54-in. (137-cm) MOD
Z925M EFI-Flex Fuel - 54-in. (137-cm) MOD	Z950R - 60-in. (152-cm) MOD
Z930M - 54-in. (137-cm) MOD Z930M - 60-in. (152-cm) MOD	Z970R - 60-in. (152-cm) MOD
Z945M EFI - 60-in. (152-cm) MOD	
Z950M - 60-in. (152-cm) MOD	
Z955M EFI - 60-in. (152-cm) MOD	
Z960M - 60-in. (152-cm) MOD	

**Base Equipment On:** Z920M, Z925M, Z930M, Z945M EFI, Z950M, Z955M EFI, Z960M, Z950R, Z970R

**Provide feedback about this page** (JavaScript:open\_win

*Last Updated: 06-Oct-2017*

('http://dlrdoc.deere.com/sales/salesmanual/feedback\_form.html?'

referrer=http://dlrdoc.deere.com/sales/salesmanual/en\_NA/commercial\_mowers/2018/feature/\_mower\_decks/z900\_mod\_mower\_deck.html'))

[Home \(http://dlrdoc.deere.com/sales/salesmanual/index.html\)](http://dlrdoc.deere.com/sales/salesmanual/index.html) | [Feedback](http://dlrdoc.deere.com/sales/salesmanual/feedback_form.html)

[\(http://dlrdoc.deere.com/sales/salesmanual/feedback\\_form.html\)](http://dlrdoc.deere.com/sales/salesmanual/feedback_form.html) | [Help](#)

[\(http://dlrdoc.deere.com/sales/salesmanual/en\\_NA/marketing\\_tools/help\\_videos\\_mt.html\)](http://dlrdoc.deere.com/sales/salesmanual/en_NA/marketing_tools/help_videos_mt.html) | [Privacy & Data](#)

[\(http://www.deere.com/privacy\\_and\\_data/privacy\\_and\\_data\\_us.page\)](http://www.deere.com/privacy_and_data/privacy_and_data_us.page) | [Legal \(http://www.deere.com/en\\_US/footer/legal.page\)](http://www.deere.com/en_US/footer/legal.page)

Product features are based on published information at the time of publication and are subject to change without notice. All trademarked terms, including John Deere, the leaping deer symbol and the colors green and yellow used herein are the property of Deere & Company, unless otherwise noted. Availability of products, product features, and other content on this site may vary by model and geographic region.

Engine horsepower and torque information for non-Deere engines are provided by the engine manufacturer for comparison purposes only.

Actual operating horsepower and torque will be less. Refer to the engine manufacturer's Web site for additional information.

Copyright © 2018 Deere & Company. All Rights Reserved.

Three seat choices offer exceptional operator comfort

Print



Deluxe comfort seat with armrests

There are three seating options available on the M and R Series, all of which are factory installed:

1. A deluxe comfort seat with armrests and fore/aft seat slide
2. A deluxe comfort seat with armrests and isolation and fore/aft seat slide
3. A fully-adjustable suspension seat with armrests

The deluxe comfort seat with armrests is standard on all Z900 Series models:

- Rubber springs are provided to increase ride comfort.
- A convenient seat latch makes it easy to lift the seat.
- Factory installed.



Deluxe comfort seat with armrests and isolation



Fore/aft system control lever on isolation seat

The deluxe comfort seat with armrests and isolation is available on the E, M, and R Series. This seat includes fore/aft seat slide that reduces vibration and increases operator comfort. The benefits of the fore/aft seat slide include:

- Significant enhancement to ride comfort
- Ability to lock out if not required
- One lever for three functions
  - Slide seat forward and backward
  - Activate fore/aft seat suspension
  - Lock out fore/aft seat suspension
- Rubber springs are provided to isolate the seat base and to increase ride comfort.
- A convenient seat latch makes it easy to lift the seat.
- Good feature for operators who do not require the premium suspension seat option
- Factory installed on Z900s ordered with the deluxe comfort seat with armrests and isolation option



Fully-adjustable, mechanical suspension-seat option



Suspension seat controls

A fully-adjustable suspension seat with armrests is available and includes:

- ⊗ An adjustable back angle
- ⊗ Adjustable lumbar support
- ⊗ A suspension seat control dial for easy adjustment
- ⊗ A convenient seat latch for ease of lifting the seat

**Base Equipment On:** Z920M, Z925M, Z930M, Z945M EFI, Z950M, Z955M EFI, Z960M, Z930R, Z950R, Z970R

**Provide feedback about this page** (JavaScript:open\_win

*Last Updated: 10-Oct-2017*

('http://dlrdoc.deere.com/sales/salesmanual/feedback\_form.html?

referrer=http://dlrdoc.deere.com/sales/salesmanual/en\_NA/commercial\_mowers/2018/feature/\_operator\_station\_controls\_instrumentation\_comfort\_seats/z920m-r\_seating\_opti

[Home \(http://dlrdoc.deere.com/sales/salesmanual/index.html\)](http://dlrdoc.deere.com/sales/salesmanual/index.html) | [Feedback \(http://dlrdoc.deere.com/sales/salesmanual/feedback\\_form.html\)](http://dlrdoc.deere.com/sales/salesmanual/feedback_form.html) | [Help \(http://dlrdoc.deere.com/sales/salesmanual/en\\_NA/marketing\\_tools/help\\_videos\\_mt.html\)](http://dlrdoc.deere.com/sales/salesmanual/en_NA/marketing_tools/help_videos_mt.html) | [Privacy & Data \(http://www.deere.com/privacy\\_and\\_data/privacy\\_and\\_data\\_us.page\)](http://www.deere.com/privacy_and_data/privacy_and_data_us.page) | [Legal \(http://www.deere.com/en\\_US/footer/legal.page\)](http://www.deere.com/en_US/footer/legal.page)

Product features are based on published information at the time of publication and are subject to change without notice. All trademarked terms, including John Deere, the leaping deer symbol and the colors green and yellow used herein are the property of Deere & Company, unless otherwise noted. Availability of products, product features, and other content on this site may vary by model and geographic region.

Engine horsepower and torque information for non-Deere engines are provided by the engine manufacturer for comparison purposes only. Actual operating horsepower and torque will be less. Refer to the engine manufacturer's Web site for additional information.

Copyright © 2018 Deere & Company. All Rights Reserved.

## Powerful 27-hp (20.1-kW) commercial-grade engine delivers class-leading performance and efficiency

---



Z950M and Z950R engine

The Z950M and Z950R are powered by an air-cooled, vertical shaft engine:

- 27-hp (20.1-kW) gas engine

Engine features include:

- Overhead valve design
  - More horsepower and torque per cubic inch of displacement
  - Better fuel efficiency
- Full-pressure lubrication with full-flow filter
  - Reduces engine wear by ensuring proper lubrication, even when operating on hillsides or uneven terrain
  - Oil filter helps keep oil clean for increased engine life
  - V-twin big block design
- Vertical shaft
- Easy-access, dual-element air filter with quick-release latch
- 15-amp alternator
- Fuel pump
- Complies with strict Environmental Protection Agency (EPA) and California Air Resources Board (CARB) emission standards without loss of horsepower or torque
- Aluminum block engines
  - Effectively dissipate heat
  - Lightweight and strong construction
  - Extend engine life due to elimination of debilitating engine temperatures
  - Air-cooled engine design

**Base Equipment On:** Z950M, Z950R

**Provide feedback about this page** (JavaScript:open\_win('http://dlrdoc.deere.com/sales/salesmanual/feedback\_form.html?referrer=http://dlrdoc.deere.com/sales/salesmanual/en\_NA/commercial\_mowers/2018/feature/\_engine/z950r\_engine.html'))  
*Last Updated: 06-Oct-2017*

[Home \(http://dlrdoc.deere.com/sales/salesmanual/index.html\)](http://dlrdoc.deere.com/sales/salesmanual/index.html) | [Feedback \(http://dlrdoc.deere.com/sales/salesmanual/feedback\\_form.html\)](http://dlrdoc.deere.com/sales/salesmanual/feedback_form.html) | [Help \(http://dlrdoc.deere.com/sales/salesmanual/en\\_NA/marketing\\_tools/help\\_videos\\_mt.html\)](http://dlrdoc.deere.com/sales/salesmanual/en_NA/marketing_tools/help_videos_mt.html) | [Privacy & Data \(http://www.deere.com/privacy\\_and\\_data/privacy\\_and\\_data\\_us.page\)](http://www.deere.com/privacy_and_data/privacy_and_data_us.page) | [Legal \(http://www.deere.com/en\\_US/footer/legal.page\)](http://www.deere.com/en_US/footer/legal.page)

Product features are based on published information at the time of publication and are subject to change without notice. All trademarked terms, including John Deere, the leaping deer symbol and the colors green and yellow used herein are the property of Deere & Company, unless otherwise noted. Availability of products, product features, and other content on this site may vary by model and geographic region.

Engine horsepower and torque information for non-Deere engines are provided by the engine manufacturer for comparison purposes only. Actual operating horsepower and torque will be less. Refer to the engine manufacturer's Web site for additional information.

Copyright © 2018 Deere & Company. All Rights Reserved.

## Powerful 27-hp (20.1-kW) commercial-grade engine delivers class-leading performance and efficiency

---



Z950M and Z950R engine

The Z950M and Z950R are powered by an air-cooled, vertical shaft engine:

- 27-hp (20.1-kW) gas engine

Engine features include:

- Overhead valve design
  - More horsepower and torque per cubic inch of displacement
  - Better fuel efficiency
- Full-pressure lubrication with full-flow filter
  - Reduces engine wear by ensuring proper lubrication, even when operating on hillsides or uneven terrain
  - Oil filter helps keep oil clean for increased engine life
  - V-twin big block design
- Vertical shaft
- Easy-access, dual-element air filter with quick-release latch
- 15-amp alternator
- Fuel pump
- Complies with strict Environmental Protection Agency (EPA) and California Air Resources Board (CARB) emission standards without loss of horsepower or torque
- Aluminum block engines
  - Effectively dissipate heat
  - Lightweight and strong construction
  - Extend engine life due to elimination of debilitating engine temperatures
  - Air-cooled engine design

**Base Equipment On:** Z950M, Z950R

**Provide feedback about this page** (JavaScript:open\_win('http://dlrdoc.deere.com/sales/salesmanual/feedback\_form.html?referrer=http://dlrdoc.deere.com/sales/salesmanual/en\_NA/commercial\_mowers/2018/feature/\_engine/z950r\_engine.html'))  
*Last Updated: 06-Oct-2017*

[Home \(http://dlrdoc.deere.com/sales/salesmanual/index.html\)](http://dlrdoc.deere.com/sales/salesmanual/index.html) | [Feedback \(http://dlrdoc.deere.com/sales/salesmanual/feedback form.html\)](http://dlrdoc.deere.com/sales/salesmanual/feedback_form.html) | [Help \(http://dlrdoc.deere.com/sales/salesmanual/en\\_NA/marketing\\_tools/help\\_videos\\_mt.html\)](http://dlrdoc.deere.com/sales/salesmanual/en_NA/marketing_tools/help_videos_mt.html) | [Privacy & Data \(http://www.deere.com/privacy\\_and\\_data/privacy\\_and\\_data\\_us.page\)](http://www.deere.com/privacy_and_data/privacy_and_data_us.page) | [Legal \(http://www.deere.com/en\\_US/footer/legal.page\)](http://www.deere.com/en_US/footer/legal.page)

Product features are based on published information at the time of publication and are subject to change without notice. All trademarked terms, including John Deere, the leaping deer symbol and the colors green and yellow used herein are the property of Deere & Company, unless otherwise noted. Availability of products, product features, and other content on this site may vary by model and geographic region.

Engine horsepower and torque information for non-Deere engines are provided by the engine manufacturer for comparison purposes only. Actual operating horsepower and torque will be less. Refer to the engine manufacturer's Web site for additional information.

Copyright © 2018 Deere & Company. All Rights Reserved.



**Durable 7Iron™ PRO decks pressed from a single piece of steel**




72-in. (183-cm) 7Iron PRO deck shown


The ZTrak™ M and R Series Mowers are equipped with either a side-discharge or Mulch On Demand™ 7Iron PRO deck. 7Iron PRO mower decks have demonstrated quality, performance, and durability. They deliver a high quality cut in diverse conditions.

Key features of the 7Iron PRO mower deck:

- Deck is stamped from 7-gauge, 0.179-in. (4.6-mm) steel to minimize the number of welds and provide a smooth underside with fewer sharp corners for reduced material buildup.
- Significantly fewer welds on the deck shell to wear or break - it is stamped from a single sheet of steel rather than multiple fabrications. An anti-skid step on the deck provides easy machine mounting.
- Higher blade tip speed than many competitors - 18,500 fpm (5,639 m/min) for more blade cuts per inch mowed.
- A deep-deck design of 5.5 in. (14 cm) delivers excellent airflow so material can be processed quickly and efficiently.
- The wider and higher discharge opening provides even clipping dispersal for an excellent finished appearance in all conditions.



Mower rectangular leading-edge reinforcement



Dual-captured anti-scalp wheel

Key features of the 7Iron PRO mower deck:

- Deck has rectangular leading deck edge reinforcement and the rounded corners of the stamped deck help distribute impact stress to reduce the potential of damage when the mower contacts trees, rocks, curbs, and other fixed obstacles.
- Dual-captured front and rear anti-scalp wheels provide deck flotation over even the toughest terrain.
- Three 1-in. (2.5-cm), cold-forged spindles are heat-treated for strength without bulk and are supported by ball bearings, providing reliability and performance; spindle housings are ribbed cast aluminum providing both excellent strength and heat dissipation.
- The front edge is raised above the blade plane to allow even cutting of tall grass and is reinforced with a square bar for durability. The front baffle has been redesigned to better manage airflow and control clippings.
- Three spindle grease fittings are accessible from the top.
- Blade overlap is 1.6 in. (40.6 mm), nearly 0.79 in. (20 mm) greater than previous decks, to reduce striping between blades.
- Quick-change, cutting-height adjustment.

**7Iron PRO mower deck**

M Series	R Series
Z920M - 48 in. (122 cm), 54 in. (137 cm), 60 in. (152 cm)	Z930R - 54 in. (137 cm), 60 in. (152 cm)
Z925M Flex Fuel - 54 in. (137 cm), 60 in. (152 cm)	Z950R - 60 in. (152 cm), 72 in. (183 cm)
Z930M - 54 in. (137 cm), 60 in. (152 cm)	Z970R - 60 in. (152 cm), 72 in. (183 cm)
Z945M EFI - 60 in. (152 cm)	

Z950M - 60 in. (152 cm), 72 in. (183 cm)	
Z955M EFI - 60 in. (152 cm), 72 in. (183 cm)	
Z960M - 60 in. (152 cm), 72 in. (183 cm)	



Mower deck step shown on 72-in. (183-cm) mower

The deck step safely aids the operator's entrance and egress from machine.

**Base Equipment On:** Z920M, Z925M, Z930M, Z945M EFI, Z950M, Z955M EFI, Z960M, Z930R, Z950R, Z970R

**Provide feedback about this page** (JavaScript:open\_win ('http://dlrdoc.deere.com/sales/salesmanual/feedback\_form.html?referrer=http://dlrdoc.deere.com/sales/salesmanual/en\_NA/commercial\_mowers/2018/feature/\_mower\_decks/z900\_72\_7\_iron\_pro\_mower\_deck.html'))


*Last Updated: 06-Oct-2017*

[Home \(http://dlrdoc.deere.com/sales/salesmanual/index.html\)](http://dlrdoc.deere.com/sales/salesmanual/index.html) | [Feedback \(http://dlrdoc.deere.com/sales/salesmanual/feedback\\_form.html\)](http://dlrdoc.deere.com/sales/salesmanual/feedback_form.html) | [Help \(http://dlrdoc.deere.com/sales/salesmanual/en\\_NA/marketing\\_tools/help\\_videos\\_mt.html\)](http://dlrdoc.deere.com/sales/salesmanual/en_NA/marketing_tools/help_videos_mt.html) | [Privacy & Data \(http://www.deere.com/privacy\\_and\\_data/privacy\\_and\\_data\\_us.page\)](http://www.deere.com/privacy_and_data/privacy_and_data_us.page) | [Legal \(http://www.deere.com/en\\_US/footer/legal.page\)](http://www.deere.com/en_US/footer/legal.page)

Product features are based on published information at the time of publication and are subject to change without notice. All trademarked terms, including John Deere, the leaping deer symbol and the colors green and yellow used herein are the property of Deere & Company, unless otherwise noted. Availability of products, product features, and other content on this site may vary by model and geographic region. Engine horsepower and torque information for non-Deere engines are provided by the engine manufacturer for comparison purposes only. Actual operating horsepower and torque will be less. Refer to the engine manufacturer's Web site for additional information. Copyright © 2018 Deere & Company. All Rights Reserved.

## Spindle assembly provides greater performance and reliability

---



Spindle assembly

On every John Deere ZTrak™ mower deck, there are three 1-in. (2.5-cm) spindles that are cold-forged and heat-treated for strength without bulk. The spindles are supported by precision ball bearings, providing great performance and reliability.

The spindle housing is made of aircraft-grade, ribbed cast aluminum. This unique casting design embosses reinforcing gussets in the housing, which adds both strength and cooling surface area that stands up to commercial applications.

These spindles can be greased from the top and require no disassembly to reach. Grease channels provide lubrication to both bearings.

**Base Equipment On:** Z915E, Z920M, Z925M, Z930M, Z945M EFI, Z950M, Z955M EFI, Z960M, Z930R, Z950R, Z970R

**Provide feedback about this page** (JavaScript:open\_win ('http://dlrdoc.deere.com/sales/salesmanual/feedback\_form.html?referrer=http://dlrdoc.deere.com/sales/salesmanual/en\_NA/commercial\_mowers/2018/feature/\_mower\_decks/z900\_mower\_deck\_spindle\_assembly.html'))

*Last Updated: 06-Oct-2017*

[Home \(http://dlrdoc.deere.com/sales/salesmanual/index.html\)](http://dlrdoc.deere.com/sales/salesmanual/index.html) | [Feedback \(http://dlrdoc.deere.com/sales/salesmanual/feedback\\_form.html\)](http://dlrdoc.deere.com/sales/salesmanual/feedback_form.html) | [Help \(http://dlrdoc.deere.com/sales/salesmanual/en\\_NA/marketing\\_tools/help\\_videos\\_mt.html\)](http://dlrdoc.deere.com/sales/salesmanual/en_NA/marketing_tools/help_videos_mt.html) | [Privacy & Data \(http://www.deere.com/privacy\\_and\\_data/privacy\\_and\\_data\\_us.page\)](http://www.deere.com/privacy_and_data/privacy_and_data_us.page) | [Legal \(http://www.deere.com/en\\_US/footer/legal.page\)](http://www.deere.com/en_US/footer/legal.page)

Product features are based on published information at the time of publication and are subject to change without notice. All trademarked terms, including John Deere, the leaping deer symbol and the colors green and yellow used herein are the property of Deere & Company, unless otherwise noted. Availability of products, product features, and other content on this site may vary by model and geographic region. Engine horsepower and torque information for non-Deere engines are provided by the engine manufacturer for comparison purposes only. Actual operating horsepower and torque will be less. Refer to the engine manufacturer's Web site for additional information. Copyright © 2018 Deere & Company. All Rights Reserved.

### Three-year, bumper-to-bumper warranty



Z930M ZTrak Mower



Z970R ZTrak Mower

### E and M Series three-year, 1200 hour bumper-to-bumper warranty

An exclusive two-year, unlimited hour/three-year, 1200-hour (whichever comes first) bumper-to-bumper warranty is standard for all John Deere E and M Series Mowers. The warranty is best in its class and places John Deere at the forefront of commercial mowing. It is also hassle free, with one company handling all of the paperwork.

*NOTE: 36 months or 1200 hours, whichever comes first. For the first 24 months, there is no hour limitation.*

### R Series three-year, 1500 hour bumper-to-bumper warranty

An exclusive two-year, unlimited hour/three-year, 1500-hour (whichever comes first) bumper-to-bumper warranty is standard on all John Deere R Series mowers. The warranty is best in the industry and puts John Deere at the forefront of commercial mowing. It is also hassle free, with one company handling all of the paperwork.

*NOTE: 36 months or 1500 hours, whichever comes first. For the first 24 months, there is no hour limitation.*

**Base Equipment On:** Z915E, Z920M, Z925M, Z930M, Z945M EFI, Z950M, Z955M EFI, Z960M, Z930R, Z950R, Z970R

**Provide feedback about this page** (JavaScript:open\_win ('http://dlrdoc.deere.com/sales/salesmanual/feedback\_form.html?referrer=http://dlrdoc.deere.com/sales/salesmanual/en\_NA/commercial\_mowers/2018/feature/\_warranty\_asset\_program/z900\_3year\_warranty.html'))


*Last Updated: 06-Oct-2017*

[Home \(http://dlrdoc.deere.com/sales/salesmanual/index.html\)](http://dlrdoc.deere.com/sales/salesmanual/index.html) | [Feedback \(http://dlrdoc.deere.com/sales/salesmanual/feedback\\_form.html\)](http://dlrdoc.deere.com/sales/salesmanual/feedback_form.html) | [Help \(http://dlrdoc.deere.com/sales/salesmanual/en\\_NA/marketing\\_tools/help\\_videos\\_mt.html\)](http://dlrdoc.deere.com/sales/salesmanual/en_NA/marketing_tools/help_videos_mt.html) | [Privacy & Data \(http://www.deere.com/privacy\\_and\\_data/privacy\\_and\\_data\\_us.page\)](http://www.deere.com/privacy_and_data/privacy_and_data_us.page) | [Legal \(http://www.deere.com/en\\_US/footer/legal.page\)](http://www.deere.com/en_US/footer/legal.page)

Product features are based on published information at the time of publication and are subject to change without notice. All trademarked terms, including John Deere, the leaping deer symbol and the colors green and yellow used herein are the property of Deere & Company, unless otherwise noted. Availability of products, product features, and other content on this site may vary by model and geographic region. Engine horsepower and torque information for non-Deere engines are provided by the engine manufacturer for comparison purposes only. Actual operating horsepower and torque will be less. Refer to the engine manufacturer's Web site for additional information. Copyright © 2018 Deere & Company. All Rights Reserved.

**Durable hydrostatic drive train that delivers better cooling and provides easy access**

Print



Heavy-duty ground drive

The hydrostatic drive features two 13-cc unitized hydraulic pumps combined with commercial-grade, heavy-duty wheel motors into a single unit. One pump and one motor drive each wheel on the ZTrak E and M Series Mowers. This provides several benefits:

- Exceptional cooling in high load conditions
- Easy-to-check level and refill hydraulic oil
- Opens up access under the seat

**Base Equipment On:** Z915E, Z920M, Z925M, Z930M, Z930M EFI, Z950M, Z960M

**Provide feedback about this page** (JavaScript:open\_win  
([http://dlrdoc.deere.com/sales/salesmanual/feedback\\_form.html?](http://dlrdoc.deere.com/sales/salesmanual/feedback_form.html?referrer=http://dlrdoc.deere.com/sales/salesmanual/en_NA/commercial_mowers/2018/feature/_hydraulics_transmission_drive_system_brakes/z900b_z900m_durable_drive_sys)

*Last Updated: 02-May-2017*

[Home \(http://dlrdoc.deere.com/sales/salesmanual/index.html\)](http://dlrdoc.deere.com/sales/salesmanual/index.html) | [Feedback \(http://dlrdoc.deere.com/sales/salesmanual/feedback\\_form.html\)](http://dlrdoc.deere.com/sales/salesmanual/feedback_form.html) | [Help \(http://dlrdoc.deere.com/sales/salesmanual/en\\_NA/marketing\\_tools/help\\_videos\\_mt.html\)](http://dlrdoc.deere.com/sales/salesmanual/en_NA/marketing_tools/help_videos_mt.html) | [Privacy & Data \(http://www.deere.com/privacy\\_and\\_data/privacy\\_and\\_data\\_us.page\)](http://www.deere.com/privacy_and_data/privacy_and_data_us.page) | [Legal \(http://www.deere.com/en\\_US/footer/legal.page\)](http://www.deere.com/en_US/footer/legal.page)

Product features are based on published information at the time of publication and are subject to change without notice. All trademarked terms, including John Deere, the leaping deer symbol and the colors green and yellow used herein are the property of Deere & Company, unless otherwise noted. Availability of products, product features, and other content on this site may vary by model and geographic region. Engine horsepower and torque information for non-Deere engines are provided by the engine manufacturer for comparison purposes only. Actual operating horsepower and torque will be less. Refer to the engine manufacturer's Web site for additional information. Copyright © 2018 Deere & Company. All Rights Reserved.