

ROHRER

School & Commercial Bus Sales

October 3, 2016

Melissa Pettrey
Department of Administration
Purchasing Division
2019 Washington Street E
Charleston, WV 25305

10/05/16 09:31:26
WV Purchasing Division

Opened to Determine Conte

Ref: PTR1700000001

Dear Melissa Pettrey:

Rohrer Bus Sales appreciates the opportunity to submit a bid for transit vehicles to the State of West Virginia. Our offerings, a Ford Transit with a Mobility Works Conversion meets the intent and letter of your specifications with the following documentation, clarifications and/or explanations per your Required Bid Documentation Checklist.

Mandatory Bid Forms

Bid Form 1	Located at Enclosure 1.
Bid Form 2	Located at Enclosure 2.
Bid Form 3	Located at Enclosure 3.
Bid Form 4	Located at Enclosure 4.
Bid Form 5	Located at Enclosure 5.
Bid Form 6	Located at Enclosure 6.
Bid Form 7	Located at Enclosure 7.
Bid Form 8	Located at Enclosure 8.
Bid Form 9	Located at Enclosure 9.
Bid Form 10	Located at Enclosure 10.
Exhibit A Pricing Page	Located at Enclosure 11.
No Debt Affidavit	Located at Enclosure 12.
Addendum Acknowledgment	Located at Enclosure 13.
Additional Bid Documents	Located at Enclosure 14.

BID RECEIVED LATE
BUYER *Melissa Pettrey*
WITNESS *Melissa Pettrey*
DISQUALIFIED

Section

Mandatory Documentation

- 3.2.1 Engine Ford 3.7L Ti-VCT V-6 Gasoline Engine. Warranty is by Ford Motor Corporation under the power train warranty- 5yr/60,000 miles. For additional information please see Ford Transit Specifications at Enclosure 15.
- 3.2.3 The High Idle System to be provided is the InPower Data Bus Throttle. Literature can be found at Enclosure 16. Warranty is by MTS under add on equipment and is 2 year/ unlimited miles.
- 3.4.1 Ford 6 Speed Selectshift automatic transmission. Warranty is by Ford Motor Corporation under the power train warranty- 5yr/60,000 miles. For additional information please see Ford Transit Specifications at Enclosure 15.
- 3.5.1.2 Back Up Camera will be Ford's OEM back up camera system. Warranty is by Ford Motor Company under the Bumper to Bumper Warranty and is 3 years/36,000 miles. For additional information please see Ford Transit Specifications at Enclosure 15.
- 3.10.1 Tires 235/56R16 BSW all season tires. Warranty is by Ford Motor Company under the Bumper to Bumper Warranty and is 3 years/36,000 miles. For additional information please see Enclosure 15.
- 3.11.1 Alternator to be Ford OEM 150 Amp Alternator. Warranty is by Ford Motor Company under the Bumper to Bumper Warranty and is 3 years/36,000 miles. For additional information please see Enclosure 15.
- 3.13.3 As the OEM roof structure is not altered like cutaway buses these unit do not go under a Water Testing Procedure.
- 3.14.f Exterior Vinyl Color Chart can be viewed at Enclosure 17.
- 3.15 Under Coating and Rustproofing is provided by Ford. Warranty is by Ford Motor Company under the Bumper to Bumper Warranty and is 3 years/36,000 miles. For additional information please see Enclosure 15.
- 3.16.1.3 Ambulatory Passenger Entrance is provided and installed by MTS. Warranty is by MTS under add on equipment and is 2 year/ unlimited miles. For additional information please see Enclosure 18.
- 3.18 Stepwell Heater will be Warm Welcome. Literature can be found at Enclosure 19. Warranty is by MTS under add on equipment and is 2 year/ unlimited miles.
- 3.21.1 Floor Covering will be Gerflor. For additional information and color samples please see enclosure 20.
- 3.24.1 Seating will be Freedman Go ES Seats Or Freedman Foldaway Seats where applicable. For additional information please see enclosure 21. For available colors for fabrics please see enclosure 22. For Floorplan of Class A and corresponding 2 WC floorplans please see enclosure 23. For Floorplan of Class B and corresponding 1 WC floorplans please see

enclosure 24. For Floorplan of Class C and corresponding Non Accessible floorplans please see enclosure 25.

- 3.24.1.18 Driver's Seat will be the Ford OEM Driver's Seat. Warranty is by Ford Motor Company under the Bumper to Bumper Warranty and is 3 years/36,000 miles. For additional information please see Ford Transit Specifications at Enclosure 15.
- 3.27.1 Exterior Mirrors will be the Ford OEM Mirrors. Warranty is by Ford Motor Company under the Bumper to Bumper Warranty and is 3 years/36,000 miles. For additional information please see Ford Transit Specifications at Enclosure 15.
- 3.28.1 Dual Purpose Safety Vent will be Spheros Smart Hatch. Literature can be found at Enclosure 26. Warranty is by MTS under add on equipment and is 2 year/ unlimited miles.
- 3.29.1 Wheelchair Securement System will be Q'Straint QRT Deluxe 4 retractor system. Warranty is under Q'Straint and is a 3 Year Unlimited mile warranty. For additional information please see enclosure 27.
- 3.29.2 Strap/ Buckle Storage to be provided will be Q'Straint Storage Pouches. To be located on street side wall of vehicle.
- 3.30.1 Wheelchair Occupant Restraint System Q'Straint QRT Deluxe lap and shoulder belt combination. Warranty is under Q'Straint and is a 3 Year Unlimited mile warranty. For additional information please see enclosure 27.
- 3.31 Wheel Chair Lift to be provided is the The Braun Millennium 2 Model NL917IB-2. The Platform on this lift has a Width of 37" and a Length of 51". The Warranty from the Braun Corporation will be Three Years/10,000 cycles for parts and labor. It also carries a 5 Year/ 15,000 cycle powertrain warranty which covers Cable, Cylinder, Flow Control, Gear Box, Motor, Pump, Hydraulic Hose and Fittings. For additional information please see enclosure 28.
- 3.33 AM/FM Radio/CD to be Ford OEM. Warranty is by Ford Motor Company under the Bumper to Bumper Warranty and is 3 years/36,000 miles. For additional information please see Enclosure 15.
- 3.36 Rohrer Bus understands that they are responsible to coordinate and conduct two (2) one day training sessions. Dates to be mutually agreed upon with the addition of additional training days if necessary.
- 4.4 Fare Box Provisions to be provided to include mounting plate and prewire. To be located in front of Ambulatory entrance to the right of the driver.
- 4.4 PA System to be provided is an REI Add on PA System with interior and exterior speakers. Warranty is by MTS under add on equipment and is 2 year/ unlimited miles. For additional information please see enclosure 29.

- 4.4 Strobe Light to be SMC 205-200. Warranty is by MTS under add on equipment and is 2 year/ unlimited miles. For additional information please see enclosure 30.
- 4.4 Security Cameras to be Angeltrax Vulcan with 4 cameras and a 500 GB hard Drive- Camera Locations to be selected by DPT. Warranty is by MTS under add on equipment and is 2 year/ unlimited miles. For additional information please see enclosure 31.
- 4.10 Security Cameras including playback system include Angeltrax Vulcan with 4 cameras and a 500 GB hard Drive along with a 2 additional 500 GB Hard Drives and a playback system with a 17" Monitor. Camera Locations to be selected by DPT. Warranty is by MTS under add on equipment and is 2 year/ unlimited miles. For additional information please see enclosure 31.
- 5.9.1 Warranty on complete vehicle Bumper to Bumper provided by Ford is 3 Years 36,000 miles. Additional subcomponent warranties can be found in section 5.9.4:
- 5.9.2 Warranty on Basic Vehicle Structure Integrity warranty is 3 years or 36,000 miles.
- 5.9.4 Warranty on Subsystem and Components:
- | | |
|-------------------|--|
| Engine: | 5 years or 60,000 miles |
| Transmission: | 5 Years or 60,000 miles |
| Drive axle: | 5 Year or 60,000 miles |
| Brake System: | Excluding Friction Material Three Year or 36,000 miles |
| A/C: | 3 Year or 36,000 miles |
| Wheel Chair Lift | The Warranty from the Braun Corporation will be Three Years/10,000 cycles for parts and labor. It also carries a 5 Year/ 15,000 cycle powertrain warranty which covers Cable, Cylinder, Flow Control, Gear Box, Motor, Pump, Hydraulic Hose and Fittings |
| Add On Components | 2 Years/Unlimited miles |
- 8.8.2 Two complete copies of Rohrer's Bid submittal will be turned in. One marked for the DPT.
- 102A Complete Mechanical Descriptions of each class of vehicle can be found at the following Enclosures:
- | | |
|---------|--------------|
| Class A | Enclosure 32 |
| Class B | Enclosure 33 |
| Class C | Enclosure 34 |
| Class D | Enclosure 35 |
| Class E | Enclosure 36 |
| Class F | Enclosure 37 |
| Class G | Enclosure 38 |
| Class H | Enclosure 39 |
| Class I | Enclosure 40 |
| Class J | Enclosure 41 |
| Class K | Enclosure 42 |
| Class L | Enclosure 43 |
| Class M | Enclosure 44 |
| Class N | Enclosure 45 |

Class O	Enclosure 46
Class P	Enclosure 47
Class Q	Enclosure 48
Class R	Enclosure 49

19 Proposed floorplans for the different Class vehicles can be found at the following Enclosures:

Class A, D, G, J, M, & P	Enclosure 23
Class B, E, H, K, N, Q	Enclosure 24
Class C, F, I, L, O, R	Enclosure 25

9.2.C Curb Weight and Gross Vehicle Weight Rating of each class can be found at the following Enclosures:

Class A, D, G, J, M, & P	Enclosure 50
Class B, E, H, K, N, Q	Enclosure 51
Class C, F, I, L, O, R	Enclosure 52

9.2.D Paint charts and vinyl charts can be found at Enclosure 17.

9.2.H The unit is converted at:
42000 Koppernick Ste A-3, Canton, MI 48187

9.2 I References of users provided with similar equipment:

ARC of Chester
900 Lawrence Drive
West Chester, PA 19380
Brendan McCormack
610-696-8090 x201

Mid County Transit
220 North Grant Avenue
Kittanning, PA 16201
Gerry Miller
724-548-8696 x107

Huntingdon/Bedford/Fulton AAA
240 Wood Street
Bedford, PA 15522
Mike Whysong
814-623-8148

Northwestern Human Services
620 Germantown Pike
Lafayette Hill PA 19444
John Todd (610) 260-4666

Wayne County Transportation System
323 Tenth Street
Honesdale, PA 18431
Carl Albright
(570) 253-5970, ext. 2533

Please contact us immediately at (800) 735-3900 if any additional documentation is required.
Thanks again for your consideration!

Additional Documentation to include Buy America Breakdown, FMVSS Certification,
QVM/TVM Certification, DBE Letter can be found at Enclosure 53.

Sincerely,

Andrew Clawson
Account Representative



ROHRER

1.800.735.3900 x 4152

410.980.1906 Cell

717.957.4884 Fax

aclawson@rohrerbus.com

REQUEST FOR QUOTATION
Passenger Type Dual Rear Tire Van (Non-Raised Roof)

BID FORM #1

MANDATORY BID FORM – MUST BE SUBMITTED WITH BID

Location(s) of the Technical Service Representative(s) and parts distribution center(s) closest or in the State of West Virginia.

Location(s) of the technical service representative(s).

Name: Bert Wolfe Ford Inc.

Address: 1900 Patrick Street Plaza

Charleston, WV 25387

Telephone: (304) 344-1601

Name: Turnpike Ford of Charleston/Marmet

Address: Route 61 Maccorkle Ave.

Marmet, WV 25315

Telephone: (304) 925-0431

Location(s) of parts distribution center(s).

Name: Moses Ford Inc.

Address: 2001 Mccorkle Ave. SW.

St Albans, WV 25117

Telephone: (304) 722-4900

Name: Stephens Auto Center

Address: Rt. 119 Lory Road

Danville, WV 25053

Telephone: (800) 925-2411

REQUEST FOR QUOTATION
Passenger Type Dual Rear Tire Van (Non-Raised Roof)

BID FORM #2

**CERTIFICATION FOR AIR & WATER POLLUTION
MANDATORY BID FORM – MUST BE SUBMITTED WITH BID**

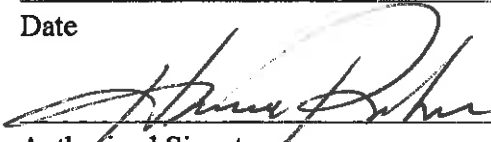
The Vendor certifies that the vehicles proposed:

ARE in compliance with the regulations in 40 CFR Part 85, 40 CFR Part 86, 40 CFR Part 600, Clean Water Act and the air/water pollution criteria established by the Environmental Protection Agency of the United States Government.

ARE NOT in compliance with the regulations in 40 CFR Part 85, 40 CFR Part 86, 40 CFR Part 600, Clean Water Act and the air/water pollution criteria established by the Environmental Protection Agency of the United States Government.

September 15, 2016

Date


Authorized Signature

President

Title

Rohrer Enterprises, Inc. DBA/Rohrer Bus Sales

Company Name

REQUEST FOR QUOTATION
Passenger Type Dual Rear Tire Van (Non-Raised Roof)

BID FORM #3

**DISADVANTAGED BUSINESS ENTERPRISE
VENDORS/ MANUFACTURERS CERTIFICATION**

MANDATORY BID FORM – MUST BE SUBMITTED WITH BID

(Check appropriate statement)

- The Vendor, if a transit vehicle manufacturer, hereby certifies that it has complied with the requirements of 49 CFR Section 26.49 by submitting an annual DBE goal to the Federal Transit Administration (FTA). The goal has either been approved or not disapproved by FTA.
- The Vendor, if a non-manufacturing supplier, hereby certifies that the manufacturer of the transit vehicle to be supplied has complied with the above-referenced requirement of 49 CFR Section 26.49.

September 15, 2016

Date



Authorized Signature

President

Title

Rohrer Enterprises, Inc. DBA/Rohrer Bus Sales
Company Name

REQUEST FOR QUOTATION
Passenger Type Dual Rear Tire Van (Non-Raised Roof)

BID FORM #4


**BUY AMERICA CERTIFICATION
ROLLING STOCK
MANDATORY BID FORM – MUST BE SUBMITTED WITH BID**

Certificate of Compliance

The bidder or offeror hereby certifies that it will comply with the requirements of section 165(b) (3), of the Surface Transportation Assistance Act of 1982, as amended, and the applicable regulations of 49 CFR 661.11:

September 15, 2016

Date



Authorized Signature

Rohrer Enterprises, Inc. DBA/Rohrer Bus Sales

Company Name

Skip Rohrer

Name

President

Title

Certificate for Non-Compliance

The bidder or offeror hereby certifies that it cannot comply with the requirements of section 165(b) (3) of the Surface Transportation Assistance Act of 1982, as amended, but may qualify for an exception to the requirement consistent with section 165(b) (2) or (b) (4) of the Surface Transportation Assistance Act, as amended, and the applicable regulations in 49 CFR 661.7.

Date

Authorized Signature

Company Name

Name

Title

REQUEST FOR QUOTATION
Passenger Type Dual Rear Tire Van (Non-Raised Roof)

BID FORM #5


**FEDERAL MOTOR VEHICLE
SAFETY STANDARDS CERTIFICATION**

MANDATORY BID FORM – MUST BE SUBMITTED WITH BID

The vendor hereby certifies that it shall submit, as required by Title 49 of the CFR, Part 663 - Subpart D, it's self-certification information stating that the vehicle(s) will comply with the relevant Federal Motor Vehicle Safety Standards issued by the National Highway Traffic Safety Administration in Title 49 of the Code of Federal Regulations, Part 571.

September 15, 2016

Date


Authorized Signature

President

Title

Rohrer Enterprises, Inc. DBA/Rohrer Bus Sales
Company Name

REQUEST FOR QUOTATION
Passenger Type Dual Rear Tire Van (Non-Raised Roof)

BID FORM #6
U.S. Comptroller's Debarment List Certification
MANDATORY BID FORM – MUST BE SUBMITTED WITH BID


Rohrer Enterprises, Inc. DBA/Rohrer Bus Sales hereby certifies that it

 IS or

IS NOT (specify one) included on the U.S. GSA's debarment and suspension information available at <https://www.sam.gov>.

September 15, 2016

Date



Authorized Signature

President

Title

Rohrer Enterprises, Inc. DBA/Rohrer Bus Sales
Company Name

REQUEST FOR QUOTATION
Passenger Type Dual Rear Tire Van (Non-Raised Roof)

BID FORM #7

MANDATORY BID FORM – MUST BE SUBMITTED WITH BID
CERTIFICATION OF PRIMARY PARTICIPANT REGARDING
DEBARMENT, SUSPENSION, AND OTHER RESPONSIBILITY MATTERS

The Primary Participant (applicant for an FTA grant or cooperative agreement, or potential contractor for a major third party contract),

Rohrer Enterprises, Inc. DBA/Rohrer Bus Sales (COMPANY NAME) certifies to the best of its knowledge and belief, that it and its principals:

1. Are not presently debarred, suspended, proposed for debarment, declared ineligible, or voluntarily excluded from covered transactions by any Federal department or agency;
2. Have not within a three-year period preceding this proposal been convicted of or had a civil judgment rendered against them for commission of fraud or a criminal offense in connection with obtaining, attempting to obtain, or performing a public (Federal, State or local) transaction or contract under a public transaction; violation of Federal or State antitrust statutes or commission of embezzlement, theft, forgery, bribery, falsification or destruction of records, making false statements, or receiving stolen property.
3. Are not presently indicted for or otherwise criminally or civilly charged by a governmental entity (Federal, State or local) with commission of any of the offenses enumerated in paragraph (2) of this certification; and
4. Have not within a three-year period preceding this application/proposal had one or more public transactions (Federal, State or local) terminated for cause or default.

If the primary participant (applicant for an FTA grant, or cooperative agreement, or potential third party contractor) is unable to certify to any of the statements in this certification, the participant shall attach an explanation to this certification.)

THE PRIMARY PARTICIPANT (APPLICANT FOR AN FTA GRANT OR COOPERATIVE AGREEMENT, OR POTENTIAL CONTRACTOR FOR A MAJOR THIRD PARTY CONTRACT),
Rohrer Enterprises, Inc. DBA/Rohrer Bus Sales, CERTIFIES OR AFFIRMS THE TRUTHFULNESS AND ACCURACY OF THE CONTENTS OF THE STATEMENTS SUBMITTED ON OR WITH THIS CERTIFICATION AND UNDERSTANDS THAT THE PROVISIONS OF 31 U.S.C. SECTIONS 3801 ET SEQ. ARE APPLICABLE THERETO.



Signature and Title of Authorized Official

REQUEST FOR QUOTATION
Passenger Type Dual Rear Tire Van (Non-Raised Roof)

BID FORM #8
MANDATORY BID FORM – MUST BE SUBMITTED WITH BID

**VENDOR'S CERTIFICATION OF
UNDERSTANDING AND ACCEPTANCE**

The Vendor hereby certifies that all Technical Specifications and Contract Terms and Conditions have been carefully reviewed, are fully understood and shall be adhered to in performance and completion of any contract resulting from this bid.

September 15, 2016

Date


Authorized Signature

President

Title

Rohrer Enterprises, Inc. DBA/Rohrer Bus Sales
Company Name

SPECIFICATION COMPLIANCE

NOTE: Please check if what is offered is in exact compliance with specifications. Any discrepancies must be listed as an attachment to the bid proposal. Exact dimensions and/or descriptions must be provided as a part of the Vendor's bid proposal when submitted.

Bid proposal submitted meets and/or exceeds all specification requirements.

Bid proposal submitted contains deviations from specification requirements. Detailed descriptions of these deviations have been provided with this bid proposal.

REQUEST FOR QUOTATION
Passenger Type Dual Rear Tire Van (Non-Raised Roof)

BID FORM #9
MANDATORY BID FORM – MUST BE SUBMITTED WITH BID
CERTIFICATION OF RESTRICTIONS ON LOBBYING

The undersigned (Vendor, Contractor) certifies, to the best of his or her knowledge and belief, that:

1. No Federal appropriated funds have been paid or will be paid by or on behalf of the undersigned, to any person for influence or attempt to influence an officer or employee of any Federal agency, a Member of Congress, an officer or employee of Congress, or an employee of a Member of Congress regarding the award of a Federal grant, loan (including a line of credit), cooperative agreement, loan guarantee, or loan insurance, or the extension, continuation, renewal, amendment, or modification of any Federal grant, loan (including a line of credit), cooperative agreement, loan guarantee, or loan insurance.
2. If any funds other than Federal appropriated funds have been or will be paid to any person to influence or attempt to influence an officer or employee of any Federal agency, a Member of Congress, an officer or employee of Congress, or any employee of a Member of Congress in connection with any application for a Federal grant, loan (including a line of credit), cooperative agreement, loan guarantee, or loan insurance, the undersigned assures that it will complete and submit Standard Form-LLL, "Disclosure of Lobbying Activities," Rev. 7-97; and
3. The undersigned understands that the language of this certification shall be included in the award documents for all sub awards at all tiers (including subcontracts, sub grants, sub agreements, and contracts under grants, loans (including a line of credit), cooperative agreements, loan guarantees, and loan insurance.

Undersigned understands that this certification is a material representation of fact upon which reliance is placed by the Federal government and that submission of this certification is a prerequisite for providing a Federal grant, loan (including a line of credit), cooperative agreement, loan guarantee, or loan insurance for a transaction covered by 31 U.S.C. 1352. The undersigned also understands that any person who fails to file a required certification shall be subject to a civil penalty of not less than \$10,000 and not more than \$100,000 for each such failure.

The (Vendor, Contractor) Rohrer Enterprises, Inc. DBA/Rohrer Bus Sales, certifies or affirms the truthfulness and accuracy of each statement of its certification and disclosure, if any. In addition, the (Vendor, Contractor) understands and agrees that the provisions of 31 U.S.C. §§ 3801, et seq., apply to this certification and disclosure.

September 15, 2016

Date


Authorized Signature

President

Title

REQUEST FOR QUOTATION
Passenger Type Dual Rear Tire Van (Non-Raised Roof)

BID FORM #10

MANDATORY BID FORM – MUST BE SUBMITTED WITH BID

**CERTIFICATION OF COMPLIANCE WITH FTA'S
BUS TESTING REQUIREMENTS**

The undersigned (Vendor/Manufacturer) certifies that the vehicle offered in this procurement complies with 49 U.S.C. 5318, as amended by MAP-21, and FTA regulations, "Bus Testing," 49 CFR Part 665.

The undersigned understands that misrepresenting the testing status of a vehicle acquired with Federal financial Assistance may subject the undersigned to civil penalties as outlined in the Department of Transportation's regulation on Program Fraud Civil Remedies, 49 CFR Part 31. In addition, the undersigned understands that FTA may suspend or debar a manufacturer under the procedures in 49 CFR Part 29.

September 15, 2016

Date


Authorized Signature

President

Title

Rohrer Enterprises, Inc. DBA/Rohrer Bus Sales
Company Name

REQUEST FOR QUOTATION
Passenger Type Dual Rear Tire Van (Non Raised Roof)
PTR1700000001
Exhibit A

CLASS	ITEM DESCRIPTION	UNIT PRICE PER VEHICLE	ESTIMATED QUANTITY	EXTENDED PRICE
A	Vehicle with Two Wheelchair (WC) Positions	\$56,631.00	2	\$113,262.00
B	Vehicle with One Wheelchair (WC) Position	\$56,768.00	2	\$113,536.00
C	Vehicle Non-Accessible	\$52,019.00	2	\$104,038.00
D	Vehicle/Two WC/Fixed Route Package	\$59,860.00	2	\$119,720.00
E	Vehicle/One WC/Fixed Route Package	\$59,997.00	2	\$119,994.00
F	Vehicle/No WC/Fixed Route Package	\$55,248.00	2	\$110,496.00
G	Vehicle/Two WC/Fixed Route Package/Sec Cam Playback	\$60,910.00	2	\$121,820.00
H	Vehicle/One WC/Fixed Route Package/Sec Cam Playback	\$61,047.00	2	\$122,094.00
I	Vehicle/No WC/Fixed Route Package/Sec Cam Playback	\$56,298.00	2	\$112,596.00
J	Vehicle/Two WC/Sec Cameras Only	\$58,489.00	2	\$116,978.00
K	Vehicle/One WC/Sec Cameras Only	\$58,626.00	2	\$117,252.00
L	Vehicle/No WC/Sec Cameras Only	\$53,877.00	2	\$107,754.00
M	Vehicle/Two WC/Sec Camera System	\$59,539.00	2	\$119,078.00
N	Vehicle/One WC/Sec Camera System	\$59,676.00	2	\$119,352.00
O	Vehicle/No WC/Sec Camera System	\$54,927.00	2	\$109,854.00
P	Vehicle/Two WC/Fixed Route Package/Exterior Paint Scheme	\$62,760.00	2	\$125,520.00
Q	Vehicle/One WC/Fixed Route Package/Exterior Paint Scheme	\$62,897.00	2	\$125,794.00
R	Vehicle/No WC/Fixed Route Package/Exterior Paint Scheme	\$58,148.00	2	\$116,296.00
	TOTAL BID FOR EVALUATION	\$1,047,717.00		\$2,095,434.00
	<i>*Complete form provided.</i>			
	<i>*Please note these are only estimated quantities and do not reflect any guarantee of purchase.</i>			
	<i>*The DPT may purchase more or less as needed.</i>			
	<i>*Please do not alter pricing page.</i>			

Front and Side Destination Signs Available for Additional: \$4,280.00 per unit

STATE OF WEST VIRGINIA
Purchasing Division

PURCHASING AFFIDAVIT

MANDATE: Under W. Va. Code §5A-3-10a, no contract or renewal of any contract may be awarded by the state or any of its political subdivisions to any vendor or prospective vendor when the vendor or prospective vendor or a related party to the vendor or prospective vendor is a debtor and: (1) the debt owed is an amount greater than one thousand dollars in the aggregate; or (2) the debtor is in employer default.

EXCEPTION: The prohibition listed above does not apply where a vendor has contested any tax administered pursuant to chapter eleven of the W. Va. Code, workers' compensation premium, permit fee or environmental fee or assessment and the matter has not become final or where the vendor has entered into a payment plan or agreement and the vendor is not in default of any of the provisions of such plan or agreement.

DEFINITIONS:

"Debt" means any assessment, premium, penalty, fine, tax or other amount of money owed to the state or any of its political subdivisions because of a judgment, fine, permit violation, license assessment, defaulted workers' compensation premium, penalty or other assessment presently delinquent or due and required to be paid to the state or any of its political subdivisions, including any interest or additional penalties accrued thereon.

"Employer default" means having an outstanding balance or liability to the old fund or to the uninsured employers' fund or being in policy default, as defined in W. Va. Code § 23-2c-2, failure to maintain mandatory workers' compensation coverage, or failure to fully meet its obligations as a workers' compensation self-insured employer. An employer is not in employer default if it has entered into a repayment agreement with the Insurance Commissioner and remains in compliance with the obligations under the repayment agreement.

"Related party" means a party, whether an individual, corporation, partnership, association, limited liability company or any other form or business association or other entity whatsoever, related to any vendor by blood, marriage, ownership or contract through which the party has a relationship of ownership or other interest with the vendor so that the party will actually or by effect receive or control a portion of the benefit, profit or other consideration from performance of a vendor contract with the party receiving an amount that meets or exceeds five percent of the total contract amount.

AFFIRMATION: By signing this form, the vendor's authorized signer affirms and acknowledges under penalty of law for false swearing (W. Va. Code §61-5-3) that neither vendor nor any related party owe a debt as defined above and that neither vendor nor any related party are in employer default as defined above, unless the debt or employer default is permitted under the exception above.

WITNESS THE FOLLOWING SIGNATURE:

Vendor's Name: Rohrer Enterprises, Inc. DBA/Rohrer Bus Sales

Authorized Signature:  Date: October 10, 2016

State of Pennsylvania

County of Perry, to-wit:

Taken, subscribed, and sworn to before me this 3rd day of October, 2016.

My Commission expires 3-4, 2017.

AFFIX SEAL HERE

NOTARY PUBLIC Kay Homburger

COMMONWEALTH OF PENNSYLVANIA
NOTARIAL SEAL
Kay Homburger, Notary Public
Penn Twp., Perry County
My Commission Expires March 4, 2017
MEMBER, PENNSYLVANIA ASSOCIATION OF NOTARIES

ADDENDUM ACKNOWLEDGEMENT FORM
SOLICITATION NO.: PTR170000001

Instructions: Please acknowledge receipt of all addenda issued with this solicitation by completing this addendum acknowledgment form. Check the box next to each addendum received and sign below. Failure to acknowledge addenda may result in bid disqualification.

Acknowledgment: I hereby acknowledge receipt of the following addenda and have made the necessary revisions to my proposal, plans and/or specification, etc.

Addendum Numbers Received:


(Check the box next to each addendum received)

- | | |
|--|--|
| <input checked="" type="checkbox"/> Addendum No. 1 | <input type="checkbox"/> Addendum No. 6 |
| <input checked="" type="checkbox"/> Addendum No. 2 | <input type="checkbox"/> Addendum No. 7 |
| <input checked="" type="checkbox"/> Addendum No. 3 | <input type="checkbox"/> Addendum No. 8 |
| <input type="checkbox"/> Addendum No. 4 | <input type="checkbox"/> Addendum No. 9 |
| <input type="checkbox"/> Addendum No. 5 | <input type="checkbox"/> Addendum No. 10 |

I understand that failure to confirm the receipt of addenda may be cause for rejection of this bid. I further understand that that any verbal representation made or assumed to be made during any oral discussion held between Vendor's representatives and any state personnel is not binding. Only the information issued in writing and added to the specifications by an official addendum is binding.

Rohrer Enterprises, Inc. DBA/Rohrer Bus Sales

Company



Authorized Signature

October 10, 2016

Date

NOTE: This addendum acknowledgement should be submitted with the bid to expedite document processing.



Purchasing Division
 2019 Washington Street East
 Post Office Box 50130
 Charleston, WV 25305-0130

State of West Virginia
 Request for Quotation
 36 - Vehicles

Proc Folder: 183116

Doc Description: Addendum No. 1-Open end contract for Passenger Vans

Proc Type: Central Master Agreement

Date Issued	Solicitation Closes	Solicitation No	Version
2016-09-08	2016-10-04 13:30:00	CRFQ 0805 PTR1700000001	2

BID RECEIVING LOCATION

BID CLERK
 DEPARTMENT OF ADMINISTRATION
 PURCHASING DIVISION
 2019 WASHINGTON ST E
 CHARLESTON WV 25305
 US

VENDOR

Vendor Name, Address and Telephone Number:

Rohrer Enterprises, Inc DBA/Rohrer Bus Sales
 1515 State Road, P.O. Box 100
 Duncannon, PA 17020
 717-957-2141 x 1358

FOR INFORMATION CONTACT THE BUYER

Melissa Pettrey
 (304) 558-0094
 melissa.k.pettrey@wv.gov

Signature X

FEIN # 23-2059976

DATE September 8, 2016

All offers subject to all terms and conditions contained in this solicitation



Purchasing Division
 2019 Washington Street East
 Post Office Box 50130
 Charleston, WV 25305-0130

State of West Virginia
 Request for Quotation
 36 -- Vehicles

Proc Folder: 183116

Doc Description: Addendum No. 2-Open end contract for Passenger Vans

Proc Type: Central Master Agreement

Date Issued	Solicitation Closes	Solicitation No	Version
2016-09-16	2016-10-04 13:30:00	CRFQ 0805 PTR1700000001	3

BID RECEIVING LOCATION

BID CLERK
 DEPARTMENT OF ADMINISTRATION
 PURCHASING DIVISION
 2019 WASHINGTON ST E
 CHARLESTON WV 25305
 US

VENDOR

Vendor Name, Address and Telephone Number:

Rohrer Enterprises, Inc. DBA/Rohrer Bus Sales
 1515 State Road, P.O. Box 100
 Duncannon, PA 17020
 717-957-2141 x 1358

FOR INFORMATION CONTACT THE BUYER

Melissa Pettrey
 (304) 558-0094
 melissa.k.pettrey@wv.gov


Signature X

FEIN # 23 - 2059976

DATE October 4, 2016

All offers subject to all terms and conditions contained in this solicitation

DESIGNATED CONTACT: Vendor appoints the individual identified in this Section as the Contract Administrator and the initial point of contact for matters relating to this Contract.



(Name, Title)
Skip Rohrer, President

(Printed Name and Title)
1515 State Road, P.O. Box 100, Duncannon, PA 17020

(Address)
717-957-2141 x 1358

(Phone Number) / (Fax Number)
srohrer@rohrerbus.com

(email address)

CERTIFICATION AND SIGNATURE: By signing below, or submitting documentation through wvOASIS, I certify that I have reviewed this Solicitation in its entirety; that I understand the requirements, terms and conditions, and other information contained herein; that this bid, offer or proposal constitutes an offer to the State that cannot be unilaterally withdrawn; that the product or service proposed meets the mandatory requirements contained in the Solicitation for that product or service, unless otherwise stated herein; that the Vendor accepts the terms and conditions contained in the Solicitation, unless otherwise stated herein; that I am submitting this bid, offer or proposal for review and consideration; that I am authorized by the vendor to execute and submit this bid, offer, or proposal, or any documents related thereto on vendor's behalf; that I am authorized to bind the vendor in a contractual relationship; and that to the best of my knowledge, the vendor has properly registered with any State agency that may require registration.

Rohrer Enterprises, Inc. DBA/Rohrer Bus Sales

(Company)



(Authorized Signature) (Representative Name, Title)

Howard (Skip) E. Rohrer, III, President

(Printed Name and Title of Authorized Representative)

September 15, 2016

(Date)

717-957-2141 x 1358

(Phone Number) (Fax Number)

Replace the Referenced list with the following:

REQUIRED BID DOCUMENTATION CHECKLIST

Model Year: 2017 Model: Ford Transit

Mandatory Bid Forms – must be submitted with bid:

- Bid Form #1: Locations of Technical Service Representatives and Parts Distribution Centers
- Bid Form #2: Certification for Air & Water Pollution
- Bid Form #3: Disadvantaged Business Enterprise Vendors/Manufacturers Certification
- Bid Form #4: Buy America Certification Rolling Stock
- Bid Form #5: Federal Motor Vehicle Safety Standards Certification
- Bid Form #6: U.S. Comptroller's Debarment List Certification
- Bid Form #7: Certification of Primary Participant Regarding Debarment, Suspension, and Other Responsibility Matters
- Bid Form #8: Vendor's Certification of Understanding and Acceptance
- Bid Form #9: Certification of Restrictions on Lobbying
- Bid Form #10: Certification of Compliance with FTA's Bus Testing Requirements
- Exhibit A Pricing Page (8.2)

Documentation – to be submitted with bid:

Referenced:

- 3.2.1.1 Engine: 3.5 Liter EcoBoost V-6 gasoline engine – provide product description, warranty information and product literature.
- 3.2.1.2 High Idle System: provide product description, warranty information and product literature.
- 3.4.1 Transmission (separate cooling system): provide product description, warranty information and product literature.
- 3.5.1.2 Back Up Camera System: provide product description, warranty information and product literature.
- 3.10.1 Tires: provide product description, warranty information and product literature.
- 3.11.1 Alternator: provide product description, warranty information and product literature.
- 3.14.1. Exterior Vinyl Colors: provide samples/chart of available colors.
- 3.15.1 Undercoating and Rustproofing: provide product description, warranty information and literature.
- 3.16.1.3 Ambulatory Passenger Entrance/Exit: provide location, size, door operating details.
- 3.18.1.2 Stepwell Heater: provide product description, warranty information and product literature.
- 3.21.1.5 Floor Covering: provide samples of floor covering and colors available.
- 3.24.1 Seating: provide product description, warranty information, product literature and color charts for all of the seating products to be utilized. **Proposed floor plans.**
- 3.24.1.17 Driver's Seat: provide description of product.
- 3.28.1 Dual Purpose Safety Vent: provide product description, warranty information and product literature.
- 3.29.1 Wheelchair Securement System: provide product description, warranty information and product literature.
- 3.29.1.1.2 Strap/Buckle Storage: provide description and location of product.
- 3.30.1 Wheelchair Occupant Restraint System: provide product description, warranty information and product literature.

- ✓ 3.31 Wheelchair Lift: provide Make, Model #, product description, warranty information and product literature.
- ✓ 3.33 AM/FM Radio/CD: provide product description, warranty information and product literature.
- ✓ 3.36 Training: submit letter of understanding to the terms in this Section.
- ✓ 4.4 Fare box Provisions: provide description of proposed location.
- ✓ 4.4 PA System: provide product description and product literature.
- ✓ 4.4 Strobe Light: provide product description and product literature.
- ✓ 4.4 Security Cameras Only: provide product description, warranty information and product literature.
- ✓ 4.13 Security Camera System Including Playback: provide product description, warranty information and product literature.
- ✓ 5.9.1 Warranty on complete vehicle.
- ✓ 5.9.2 Warranty on Basic Vehicle Structure.
- ✓ 5.9.4 Warranty: warranties to be provided on subsystems and components.
- ✓ 8.8.2 Complete two (2) bids in binder form – one (1) marked for DPT.
- ✓ 10.2 A. Complete mechanical description of vehicle, its construction and equipment including manufacturer's model name and /or number. Include description of front and rear air conditioning and heat systems.
- ✓ 10.2 B Proposed interior floor plans, showing detailed dimensions including the location of the wheelchair securement system and stanchions.
- ✓ 10.2 C. Curb weight (empty weight) and gross vehicle weight rating (GVWR) of vehicle.
- ✓ 10.2 D. Samples or paint charts of available exterior paint colors and vinyl.
- ✓ 10.2 H. Identification of the conversion location of the van.
- ✓ 10.2 I. A list of five (5) users names, addresses, emails and telephone numbers who have been provided similar equipment by the Vendor.
- ✓ No Debt Affidavit
- ✓ Addendum Acknowledgement



WHAT YOU WANT. THE WAY YOU WANT IT.

Transit comes as a Van, Wagon, Cutaway or Chassis Cab. And with multiple roof heights, wheelbases, frame lengths and body lengths, we can build the configuration that suits the way you work.

VAN

Configurations

- 2 Wheelbases
- 3 Roof Heights
- 3 Body Lengths
- 3 Engines

WAGON

Configurations

- 2 Wheelbases
- 3 Roof Heights
- 3 Body Lengths
- 3 Engines

CUTAWAY & CHASSIS CAB

Configurations

- 3 Wheelbases
- 3 Frame Lengths
- 2 Engines

*Transit 150 MR LWB Van. Blue Jeans. Transit 350 HR LWB Wagon. Oxford White. Transit 350 HD LWB Chassis Cab. Race Red.
Available and aftermarket upfit equipment.*

2016 **TRANSIT**
ford.com



PROVEN GASOLINE ENGINES.

We know how hard your van works for you 24/7. You need power. Reliability. And efficiency. The 2 gasoline engines that power Transit have been designed, built and tested to our uncompromising Built Ford Tough® standards — already proving their hardworking ability in over 700,000 Ford F-Series trucks.

Towing and hauling are made easy by the standard 6-speed SelectShift™ automatic transmission. It has selectable tow/haul mode* to compensate for grade and load, while also reducing gear hunting when towing or hauling heavy cargo.

3.5L EcoBoost®

The 2016 Ford Transit 150 regular wheelbase Wagon equipped with the available 3.5L EcoBoost engine has 49% better EPA-estimated highway fuel economy rating than the 2014 Ford F-Series 250 Wagon equipped with the available 6.8L V10 engine. Instantaneous low-end torque and 310 hp is the result of direct injection which delivers precise amount of fuel to optimize efficiency and power. Twin turbochargers spool up far more quickly than a conventional single turbo.

EPA-estimated rating of 15 city/25 hwy/18 combined mpg (E85/F87 RWB Wagon). Actual mileage will vary.

A best-in-class gas torque rating of 400 lb.-ft.* makes the 3.5L EcoBoost the perfect choice if your work requires extra cargo-hauling capacity.



3.7L Ti-VCT V6

The 2016 Ford Transit 150 regular wheelbase Wagon equipped with the standard 3.7L Ti-VCT engine has 29% better EPA-estimated highway fuel economy rating than the 2014 Ford F-Series 150 Wagon equipped with the standard 6.8L V8 engine. With much of the credit due to twin independent variable camshaft timing (Ti-VCT) technology, Ti-VCT optimizes combustion at all engine speeds to increase low-speed torque and top-end power, while still benefiting fuel efficiency and improving cold-start operations.

EPA-estimated rating of 14 city/20 hwy/16 combined mpg (E85/F87 RWB Wagon). Actual mileage will vary.

Alternative fuel options include a CNG Propane Gasoline Hybrid (E85/F87) vehicle that enables your truck to be run on compressed natural gas (CNG) or propane as well as gasoline. A bi-fuel vehicle with the ability to switch between CNG, propane and gasoline.



BEST-IN-CLASS GAS ENGINE TORQUE



400 LB.-FT.*

TURBOCHARGED*



DIRECT



INJECTION*

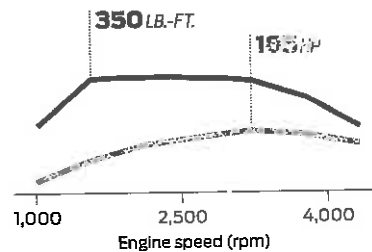
Transit 350 HD HR LWB EL Van. Oxford White. Available equipment.

*Available feature. **When equipped with the available 3.5L EcoBoost V6 engine. Class is Full-Size Vans based on Ford segmentation.

2016 **TRANSIT**
ford.com



3.2L Power Str. I-5 Turbo Diesel




DIESEL POWER ON DEMAND.

When the work demands that your engine must run for many hours a day under constant idling and stop-and-go conditions, then our 3.2L Power Stroke I-5 Turbo Diesel¹ delivers. It's the latest generation of an engine that has proven itself worldwide for years.

For maximum flexibility, 90% of the 3.2L's peak torque is available from 1,500 to 2,750 rpm. Quick-start glow plugs offer fast startups at temperatures as low as -10°F. A Variable Geometry Turbocharger helps deliver instantaneous power. A precise amount of fuel is injected directly into each cylinder to optimize efficiency. And when you're on the move, common-rail piezoelectric fuel injectors deliver multiple injections per combustion cycle for improved performance.

Rigorous testing proved this engine is ready for heavy-duty assignments. This included more than 4,000 hours of dyno-testing. In one of these dyno tests, 750 hours were conducted at max. engine power – the equivalent of 14 non-stop round-trips from New York to Los Angeles. Testing simulated 10 years of service over 150,000 miles, including climbing tough grades, and testing in hot and cold ambient temperature conditions.



¹Available feature.

2016 TRANSIT
ford.com



THERE'S A SIZE FOR EVERY JOB.

Transit is available in 3 roof heights—low (LR), medium (MR) and high (HR)—so you can take on loads that others would have to leave behind.

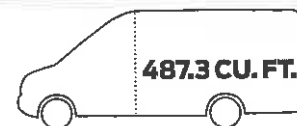
Choose the Transit Van that's best for where and how you work. When you're working in urban areas, the Transit LR van fits under the 7-ft. clearance in public parking garages. When you need to transport bigger volumes, Transit Van offers a best-in-class gas-powered max. cargo capacity.^{1,2}

75% more cargo capacity than Ford E-Series Van

That equates to an extra 209 cu. ft. in Transit HR Extended Length Van — or the equivalent of a 6-ft. stack of 4' x 8' sheets of insulated foam boards. Transform your productivity overnight by saving yourself an extra trip — or possibly even a day of work.



7-FT. ROOF CLEARANCE¹



487.3 CU. FT. MAX. CARGO CAPACITY¹

Transit 250 LR LWB Van. Ingot Silver. Transit 250 MR LWB Van. Caribou. Transit 250 HR LWB Van. Ingot Silver. Available equipment.

¹When properly equipped. ²Class is Full-size Vans based on Ford segmentation. Excludes diesel competitive models.

2016 **TRANSIT**
ford.com





STANDS HEAD AND SHOULDERS ABOVE THE COMPETITION.

Transit is always up to the task. Whatever trade you're in or job you do, you can configure a Transit that's perfect for how you work.

Best-in-class cargo height¹ in the HR Van lets you carry the biggest items. And 237^o swing-out rear cargo doors^{1,2} offer quick and easy access.

Max. payload increases 500 lbs. or more, across the board, in Transit Van versus comparable E-Series vans. At up to 4,560 lbs.,¹ this increase in hauling capacity helps Transit master even the toughest of challenges. And an impressive gross vehicle weight rating (GVWR) of up to 10,360 lbs. comes in handy when extra muscle is required.

Built Ford Tough[®] is built into the DNA of Transit. Every technological advance found in Transit must pass our exhaustive engineering standards.

Our obsession with durability is what drove us to punish Transit development vehicles for more than 7 million customer-equivalent miles. We started test vehicles at -40°F and at over 14,500 ft. We had them tow fully laden trailers up long inclines in 120°F heat. Transit underwent 250,000 door slam testing cycles. That's nearly 3 times as much testing as a traditional retail vehicle. This all adds up to a Transit that is designed to do its job all day, every day, and for many years to come.



2016 **TRANSIT**
ford.com

Transit 350 HD HR LWB EL Van. Blue Jeans. Available equipment.

¹When properly equipped. ²Available feature.

EASY ACCESS SAVES TIME. AND TIME IS MONEY.

Transit Van is designed to allow quick pickups and drop-offs. There's a built-in rear bumper step to help you hop in and hop out. The cargo box floor is flat, with near-vertical sides for maximum usable space.

Configure the cargo doors to suit your job with a single sliding passenger-side door,¹ dual sliding side doors,¹ or 60/40 swing-out passenger-side doors.¹ The swing-out rear cargo doors check at 90° and can be opened to a full 180° with a Regular Wheelbase or 237° with a Long Wheelbase.²

Secure when and how you need it. The standard Remote Keyless Entry System is configurable to suit how and where you work. Your Ford Dealer can program the remote control in your Transit to lock and unlock a number of different combinations of doors to better suit your needs.

Multiple tie-down hooks help you secure your load in place quickly and easily. We've mounted them on the sidewalls to leave the cargo box floor free from obstructions.



¹Available feature. ²When properly equipped.




TAKE YOUR WORKSHOP WITH YOU.

Transit Van is ideal for the custom storage and shelving systems available through your local Ford Dealer.

16 upfit ship-thrus make it easy – and 12 of these are located within 30 miles of the Kansas City Assembly Plant where Transit is built. Take your pick of the vocation-specific products available from some of the largest upfitters in the business – including Leggett & Platt CVP, Adrian Steel,[®] Sortimo by Knapheide, MoblityWorks,[®] and more – at transitupfits.com. You can also use the upfit configurator to see how easily you can adapt your Transit to suit your individual needs.

Choose from a wide range of products designed to suit different trades, such as cargo dividers, multi-racks, bulkheads and sliding platforms. Use your imagination by combining a generous cargo space with these innovative storage solutions to create one hard-working vehicle for yourself.


Power at the ready. Available absorbent glass mat (AGM) batteries use acid-infused fiberglass to provide improved cycling durability over standard flooded lead acid designs. These batteries allow for a greater number of discharge/recharge cycles during the battery lifetime. Available in single or dual, with the dual installation providing both increased capacity and increased cranking capability.



TAKES CARE OF YOU AND YOUR PASSENGERS.

Transit Wagon is designed to maximize your productivity while keeping your passengers happy. You can enjoy the convenience of cruise control and automatic headlamps. Your passengers will appreciate ample head, shoulder and hip room – plus full carpeting throughout on all XLT versions.

A center aisle for most configurations combines with easy access through wide-opening side doors and ample leg room to allow fast and hassle-free pickups and drop-offs. And to keep everyone feeling good, rear air conditioning is standard in all XLT and Long Wheelbase versions.



Transit 350 HD LWB EL XLT Wagon. Ingot Silver. Available equipment.

*Available feature.

2016 **TRANSIT**
ford.com

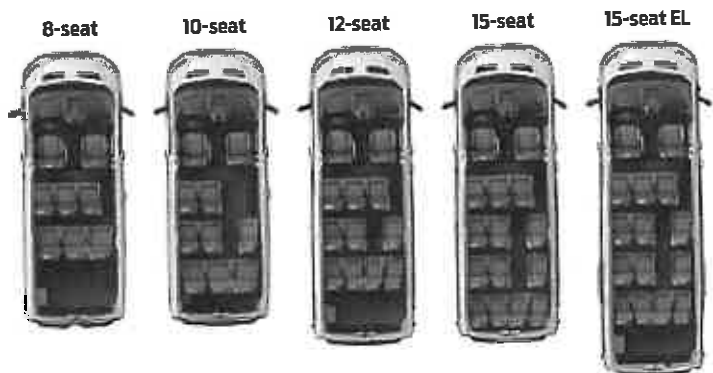


CONFIGURABLE. FOR HOW YOU WORK.

Transit Wagon is available in Low Roof, Medium Roof and High Roof configurations. Best-in-class passenger compartment height¹ makes it easier to find a seat in the back of Transit High Roof Wagon without bumping your head – even if you're 6'4" tall. And available 237⁹ swing-out rear cargo doors offer easy access.

You can choose from 8-, 10-, 12- or 15-passenger versions to suit your specific requirements. When you need to carry extra luggage, 15-passenger versions of Transit Wagon Extended Length offer best-in-class factory-built cargo capacity – 100.5 cu. ft. – behind the last row of seats.

Safety takes top priority in Transit Wagon with standard front and front-seat side airbags for the driver and front passenger. Safety Canopy[®] System with side-curtain airbags for all seating rows. And the 15-passenger wagon features the industry's first 5-row side-curtain airbag²



¹Available feature. ²Always wear your safety belt and secure children in the rear seat.

PERSONALIZED. COMMAND IT WITH YOUR VOICE.

Voice-activated SYNC^{®1} technology helps you keep your eyes on the road and hands on the wheel. SYNC. Say the word.[®]

- **Hands-free calling** lets you make a call with a simple push of a button along with the sound of your voice.
- **Automatic phone book download** transfers the names and numbers in your compatible phone automatically, once paired.
- **Voice-activated music commands** let you say what music you want to hear and listen to it easily with voice-activated search, or say "Bluetooth[®] audio" to stream content from your phone.
- **SYNC AppLink^{™2}** lets you control some of your favorite compatible mobile apps with your voice.
- **911 Assist^{®3}** is a convenient no-charge feature that allows you to connect your compatible cell phone to help call 911 in the event of an accident.

Upgrade to SYNC 3.¹ Our next generation of voice-activated technology with an easy-to-use new design and features.

- **New hardware meets new software** on the easy-to-read color LCD touch screen that displays phone, audio and navigation⁴ functions.
- **High-speed performance** means you'll experience quick responses to your commands. Plus, the capacitive touch screen includes a convenient swipe feature similar to your smartphone (as well as pinch-to-zoom capability within navigation⁴).
- **Enhanced voice recognition** lets you talk with simple, real-world voice commands and the system responds naturally to your voice.
- **Easy destination entry** feature within navigation⁴ helps you locate your favorite restaurants, nearest ATM and more.
- **Sir[®] seamless integration** brings the power of Siri Eyes Free⁵ and your iPhone^{®5} into your vehicle.
- **Automatic updates over Wi-Fi^{®6}** let you keep SYNC 3 up-to-date with the latest software as new updates become available.



| SYNC

Transit XLT Wagon. Pewter cloth trim. SYNC 3. Available equipment.

¹Available feature. Driving while distracted can result in loss of vehicle control. Only use SYNC/other devices, even with voice commands, when it is safe to do so. Some features may be locked out while the vehicle is in gear. Not all features are compatible with all phones. ²Available feature. SYNC AppLink is available on select models and compatible with select smartphone platforms. Commands may vary by phone and AppLink software. ³The vehicle's electrical system (including the battery), the wireless service provider's signal and a connected mobile phone must all be available and operating for 911 Assist to function properly. These systems may become damaged in a crash. The paired mobile phone must be connected to SYNC, and the 911 Assist feature enabled, in order for 911 to be dialed. When the feature is ON, 911 Assist uses your paired and connected mobile phone to assist occupants to contact emergency services by dialing 911. If your airbag deploys or, on certain vehicles, if the emergency fuel pump shut-off is activated. Aftermarket on-board diagnostic devices may interfere with various vehicle systems including Vehicle Health Report and 911 Assist. To avoid interference, remove the device or contact the device maker for more information on compatibility. ⁴Available feature. ⁵You must have a Bluetooth-enabled phone paired to your SYNC system. ⁶Optional Navigation System map updates cannot be received via Wi-Fi and require a separate update.

2016 TRANSIT
ford.com





COMFORTABLE. HARD WORKING.

The cab is extremely spacious, with ample head clearance and shoulder room. And it helps you find your preferred driving position with a tilt/telescoping steering column.

Work at peak efficiency wherever your work takes you with a 110V power outlet¹ that can help keep your laptop and electrical equipment charged.

Reverse with confidence using the rear view camera. When you select Reverse, the image from the camera is displayed automatically in the rearview mirror (or 4" multifunction display or 6.5" SYNC[®] 3 screen if equipped), with marker lines superimposed to show where you're heading. The rear view camera is standard on all Transit Vans and Wagons, and available on Cutaways and Chassis Cabs.

Stay comfortable on the road with standard front air conditioning, power windows and door locks, an AM/FM stereo with 2 front speakers, and an auxiliary audio input jack. The front bucket seats include adjustable head restraints, and the driver's seat has an inboard armrest. Extra convenience is available at the touch of a button with 10-way power driver and front-passenger seats,¹ as well as long-arm, power, heated sideview mirrors with turn signal indicators.¹

Transit XLT Wagon. Charcoal cloth trim. Available equipment.

¹Available feature. ²SiriusXM Satellite Radio, SiriusXM Traffic and SiriusXM Travel Link subscriptions are sold separately or as a package by SiriusXM after your trial period, and are continuous until you call SiriusXM at 1-866-635-2349 to cancel. If you decide to continue service after your trial, the subscription plan you choose will automatically renew thereafter and you will be charged according to your chosen payment method at then-current rates. Fees and taxes apply. All fees and programming subject to change. See Customer Agreement for complete terms and more information at www.siriusxm.com.

SiriusXM[®] Satellite Radio¹ welcomes you to the World of SiriusXM.² Enjoy more than 150 channels including commercial-free music, plus live sports, news and exclusive entertainment, with a 6-month trial subscription to the All Access package included with your new vehicle. You'll hear every channel available, plus you can listen online and on the SiriusXM app.²

Navigation¹ with SiriusXM Traffic and Travel Link[®] includes a 5-year complimentary SiriusXM Traffic and Travel Link² trial subscription. Global Positioning System (GPS) technology is combined with 3-D mapping and provides voice-guided turn-by-turn directions. With SiriusXM Traffic and Travel Link, you'll get detailed traffic information, plus current and forecasted weather, gas station locations and prices, sports scores and schedules, and movie theater locations with show listings and times.

((SiriusXM))

2016 **TRANSIT**
ford.com





Transit 350 HD LWB EL Cutaway and Transit 350 HD RWB Cutaway. Oxford White. Shown with aftermarket upfit.

Transit 350 HD RWB Chassis Cab. Ingot Silver. Available equipment. (Below.)

BACKBONE OF YOUR BUSINESS.

Whether you need a shuttle bus, flatbed or cube truck, Transit Cutaway or Chassis Cab provides the perfect base on which to build a tough work vehicle customized to your needs.

Cutaway has an open passenger compartment so it can be paired with specialty body modules, such as shuttle bus or school bus bodies.

Chassis Cab has an enclosed passenger compartment and bare frame ready to accept aftermarket body modules, ranging from custom cargo delivery to utility body.

A fully welded platform underpins the entire cab area. Frame rails are reinforced with boron steel to add strength and save weight. And there's a completely clean box section. Frame rail extension adapters enable an 18' frame upfit, providing even more opportunities to build exactly the Transit you want.

Expert care for your Transit is available from over 3,000 Ford Dealers nationwide – and 647 of these are Ford Business Preferred Network (BPN) Dealers, offering additional dedicated commercial vehicle support.

Transit Cutaway & Chassis Cab	250 SRW		350 SRW	350 HD DRW		
Wheelbase (in.)	Regular 138	Long 156	Long 156	Regular 138	Long 156	Long EL 178
Max. Capabilities (lbs.)¹						
GVWR	9,000		9,500	9,950 and 10,360		



2016 **TRANSIT**
ford.com

Visit: transitupfits.com

¹When properly equipped.

TRANSIT SPECIFICATIONS



Kansas City Assembly Plant. Transit is built right here in the USA, rolling off our state-of-the-art production line. Made – with pride – by hardworking people just like you.

POWERTRAINS

	3.7L TI-VCT V6	3.5L EcoBoost® V6	3.2L Power Stroke® I-5 Turbo Diesel
Configuration	DOHC	DOHC	DOHC
Fuel injection	Sequential electronic	Direct-injection	Direct-injection
Induction system	Naturally aspirated	Twin-turbocharger; intercooled	Single-sequential turbocharger; intercooled
Cylinders	6	6	5
Cylinder heads	Aluminum	Aluminum	Aluminum
Block material	Aluminum	Aluminum	Cast iron
Bore/stroke	3.76"/3.41"	3.64"/3.41"	3.54"/3.96"
Compression ratio	10.5:1	10.0:1	15.8:1
Transmission	6-speed SelectShift® automatic	6-speed SelectShift automatic	6-speed SelectShift automatic
Horsepower @ rpm	275 @ 6,000	310 @ 5,500	185 @ 3,000
Torque lb.-ft. @ rpm	260 @ 4,000	400 @ 2,500	350 @ 1,500–2,500
Recommended fuel	Regular unleaded or E85 ¹	Regular unleaded	Ultra-low-sulfur diesel or B20 (containing 20% or less biodiesel)
Fuel economy – EPA-estimated ratings (LR/MR RWB Wagon)	14 city/18 hwy/16 combined mpg ²	15 city/19 hwy/16 combined mpg ²	Not EPA rated

STANDARD FEATURES

Mechanical

3.7L TI-VCT V6 engine (SRW Van and Wagon; standard on Cutaway/Chassis Cab)
 3.5L EcoBoost V6 engine (DRW Van and Wagon)
 6-speed SelectShift automatic transmission
 Alternator – 150-amp
 Auxiliary fuel port
 Battery – Single, 70-amp-hr (gas only)
 Fuel tank – 25-gallon
 Hill start assist
 Horn – Dual-note electric
 Steering – Power-assisted rack-and-pinion
 Suspension – Front: independent MacPherson-strut and stabilizer bar; rear: leaf springs and heavy-duty gas shock absorbers
 Tires – 235/65R16 BSW all-season (SRW)
 Tires – 195/75R16 BSW all-season (DRW)

Interior

12V powerpoints – 1 in instrument panel; 1 in center console
 Auxiliary audio input jack
 Center stack console with integrated gear shifter
 Driver/front-passenger sun visors – Vinyl-trimmed
 Front dome lamp with map lights and theater-dimming feature
 Front overhead console (n/a on Low Roof models)
 Glove compartment
 Grab handle on passenger-side A-pillar
 Instrumentation – Speedometer (mph/kph) with tachometer, coolant temperature and fuel level
 Lighting – Accessory delay (10-minute) and configurable with 30-minute auto shut-off
 Power windows and door locks (includes autolocking-on-drive feature)
 Remote Keyless Entry System with 2 key fobs
 Seating – Front bucket seats with adjustable head restraints (includes driver's side inboard armrest)
 Steering wheel – 4-spoke polyurethane
 Tilt/telescoping steering column

Exterior

Antenna – Front fender-mounted
 Bumper – Black-molded front with lower valance
 Easy Fuel³ capless fuel filler
 Tinted glass (optional with RV Prep Package on Wagon XLT)
 Wipers – Variable-intermittent

Safety & Security

AdvanceTrac® with RSC® (Roll Stability Control™)
 Airbags³ – Driver and front-passenger front
 Airbags³ – Front-seat side
 Airbags³ – Safety Canopy® System with side-curtains for 1st row (Van and Cutaway/Chassis Cab)
 Airbags³ – Safety Canopy System with side-curtains for all rows (Wagon)
 Brakes – Power 4-wheel disc with Anti-Lock Brake System (ABS)
 Safety belts – 3-point, all positions
 SOS Post-Crash Alert System™
 Tire Pressure Monitoring System (excludes spare; SRW only)

¹Restrictions apply. ²Actual mileage will vary. ³Always wear your safety belt and secure children in the rear seat.



TRANSIT V²

Standard Features

Includes all standard features, plus:

Mechanical

16" silver steel wheels with black hubcaps (silver front hubcaps on DRW)

Full-size spare wheel and tire

Seating

2-passenger

2-way manual driver and passenger seats with driver's armrest

Pewter vinyl seats

Interior

AM/FM stereo with 2 front speakers and digital clock

Air conditioning – Front only

Cargo area tie-down hooks

Flooring – Vinyl front

Headliner – Cloth, front only

Rear compartment lighting

Rear view camera with trailer hitch assist

Rearview mirror (when equipped with rear-door glass)

Step well pads – Black plastic

Windows – No cargo area windows

Exterior

Bodyside moldings – Black

Bumper – Black-molded rear with integrated step

Cargo doors – Rear, 180° swing-out (RWB)

Cargo doors – Rear, 237° swing-out (LWB and LWB EL)

Center high-mounted stop lamp (CHMSL)

Grille – Black with black surround

Headlamps – Halogen with black trim

Side door – 60/40 swing-out passenger-side (LR)

Side door – Sliding passenger-side (MR and HR)

Roof and side marker lamps (DRW)

Mirrors – Black, power sideview, short-arm

Safety & Security

Passenger-side airbag¹ deactivation switch (n/a with passenger seat delete or passenger-side door delete options)

Available Options

Mechanical

3.5L EcoBoost[®] V6 engine

3.2L Power Stroke[®] I-5 Turbo Diesel engine (restrictions apply; includes cruise control with message center, dual batteries and PTC heater)

Alternator – Heavy-duty (included with Ambulance Prep Package)

Battery – Dual heavy-duty absorbent glass mat (AGM) (standard with diesel engine and included with Ambulance Prep Package)

Battery – Single absorbent glass mat (AGM) (requires gas engine)

Engine block heater (recommended when minimum temperature is 10°F or below; optional on all engines)

Manual Regenerative Initiation (requires diesel engine)

Manual Regenerative Initiation with Active Regenerative Inhibitor (requires diesel engine)

Trailer brake controller (requires Heavy-Duty Trailer Tow Package)

16" black steel wheels with silver-styled covers (SRW only; included with Exterior Upgrade Package)

16" aluminum wheels (n/a with 9,500 lbs. GVWR or greater; includes locking lug nuts)

Full-size spare wheel and tire delete (DRW only)

Seating

Pewter cloth, 2-way manual driver and passenger seats with manual recline, inboard armrests, and driver's manual lumbar

Pewter cloth, 2-way manual driver and passenger seats with manual recline, inboard armrests, and driver's manual lumbar (restrictions apply; 10,360 GVWR only; deletes side-curtain airbags; late availability)

Pewter vinyl, 2-way manual driver and passenger seats with manual recline and driver's armrest (restrictions apply; 10,360 GVWR only; deletes side-curtain airbags; late availability)

Charcoal cloth, 2-way manual driver and passenger seats with manual recline, inboard armrests, and driver's manual lumbar

Charcoal cloth, 2-way manual driver and passenger seats with manual recline, inboard armrests, and driver's manual lumbar (restrictions apply; 10,360 GVWR only; deletes side-curtain airbags; late availability)

Pewter cloth, 10-way power driver and 2-way manual passenger seats with inboard armrests (n/a on LWB Diesel 9,250-lb. configuration)

Charcoal cloth, 10-way power driver and 2-way manual passenger seats with inboard armrests (n/a on LWB Diesel 9,250-lb. configuration)

Pewter leather trim, 10-way power driver and passenger seats with inboard armrests (n/a on LWB Diesel 9,250-lb. configuration)

Passenger seat delete (also deletes passenger-side front airbag; 10,360 GVWR only), Pewter vinyl, 2-way manual driver's seat only with manual lumbar and inboard armrest

Passenger seat delete (also deletes passenger-side front airbag), Pewter cloth, 10-way power driver's seat only with manual lumbar and inboard armrest (n/a on LWB Diesel 9,250-lb. configuration)

Interior

AM/FM stereo with single-CD player, 4" multifunction display and 4 speakers (2 front and 2 rear)

AM/FM stereo with single-CD player, 4" multifunction display, HD Radio™, SiriusXM® Satellite Radio with 6-month All Access trial subscription and 4 speakers (2 front and 2 rear)

AM/FM stereo with single-CD player, 4" multifunction display, message center, SYNC[®] with MyFord[®] and 6 speakers (4 front and 2 rear); leather-wrapped steering wheel with controls for audio and multifunction display; includes illuminated driver and passenger sun visors on LR vans (requires cruise control)

AM/FM stereo with single-CD player, 4" multifunction display, message center, SYNC with MyFord, HD Radio, SiriusXM Satellite Radio with 6-month All Access trial subscription and 6 speakers (4 front and 2 rear); leather-wrapped steering wheel with controls for audio and multifunction display; includes illuminated driver and passenger sun visors on LR vans (requires cruise control)

AM/FM stereo with SYNC 3, 6.5" color LCD touch screen and Navigation including SiriusXM Traffic and Travel Link[®] with 5-year subscription, HD Radio, SiriusXM Satellite Radio with 6-month All Access trial subscription and 6 speakers (4 front and 2 rear); leather-wrapped steering wheel with controls for audio and multifunction display; lane-keeping alert with driver alert; includes illuminated driver and passenger sun visors on LR vans (requires cruise control)

6 speakers (4 front and 2 rear; only available as an upgradeable option to Radio Prep Package)

Air conditioning (restrictions apply) – Front/rear, driver-controlled (requires Reverse Sensing System on LR vans; includes heavy-duty alternator with gas engines; n/a with Auxiliary Heater/AC Prep Package without rear controls; includes polypropylene panels)

All-weather front floor mats (only available with carpeted floor covering)

Auxiliary fuse panel (requires heavy-duty alternator and dual heavy-duty batteries; includes Modified Vehicle Wiring System; included with user-defined upfitter switches)

Carpeted cargo floor mat

Complete headliner (restrictions apply; LR van only; requires Reverse Sensing System)

Cruise control with message center (full trip computer and engine-hour meter)

Flooring – Front carpeting

Flooring – Vinyl front and rear (included in Interior Upgrade and Load Area Protection Packages; n/a with front/rear driver-controlled air conditioning)

Ford Telematics™ powered by Telogis^{®2}

Lane-keeping alert with driver alert (requires cruise control)

Power inverter (restrictions apply) – 12V to 110V (requires dual heavy-duty batteries)

Powerpoint – 12V rear

Radio delete (deletes radio, speakers, grilles, wiring and antenna)

Reverse Sensing System

Spray-in cargo floor liner (restrictions apply; requires front carpeted floor covering)

User-defined upfitter switches (4; requires heavy-duty alternator and dual batteries; includes Modified Vehicle Wiring System, customer connection point and auxiliary fuse panel)

Vinyl sun visors with illuminated vanity mirrors (driver and passenger; restrictions apply; included in Interior Upgrade Package)

Exterior

Autolamp with rain-sensing wipers

Sliding passenger-side door (LR)

Dual sliding side doors (MR and HR)

Front license plate bracket (standard in states requiring 2 license plates and optional in all others)

Mirrors – Short-arm, power, heated sideview with turn signal indicators

Mirrors – Long-arm, power sideview

Mirrors – Long-arm, power, heated sideview with turn signal indicators

Privacy glass (includes rear-window defroster)

Rear-window defroster (requires fixed rear-door glass)

Remote Start System (n/a with manual windows and door locks)

Running board (n/a with dual sliding side doors)

Windows – Fixed rear-door glass

Windows – Fixed rear-door glass with fixed passenger-side door glass

Windows – Fixed rear-door glass with flip-open passenger-side door glass (requires sliding passenger-side door and privacy glass)

Windows – Fixed rear-door glass with fixed driver and passenger-side door glass (requires dual sliding side doors)

Windows – Fixed rear-door glass with flip-open driver and passenger-side door glass (requires dual sliding side doors and privacy glass)

Windows – Fixed, all-around (n/a with dual sliding side doors; RWB and LWB only)

Windows – All-around with 4th-row flip-open glass (n/a with dual sliding side doors; LWB EL only)

Windows – All-around with 2nd-row driver's side flip-open glass and fixed 60/40 swing-out passenger-side door glass (optional with LR only; requires privacy glass)

Windows – All-around with 2nd-row driver and passenger-side flip-open glass; and 4th-row flip-open glass (LWB EL only; requires privacy glass; n/a with dual sliding side doors)

Windows – All-around with 2nd-row driver and passenger-side flip-open glass (SRW LWB with sliding passenger-side door only; requires privacy glass)

Safety & Security

Backup alarm²

Keys – 2 additional (4 total; manual keys with manual door locks; remote keyless entry key fobs included if equipped with power door locks)

MyKey[®] (restrictions apply; requires SecuriLock[®] Passive Anti-Theft System; includes level 2 instrument cluster; n/a with speed-limiting options, radio delete, Radio Prep Package or Ford Customer Service Division remote start)

Perimeter anti-theft alarm (requires SecuriLock Passive Anti-Theft System; n/a with manual windows and door locks)

SecuriCode™ keyless entry keypad (n/a with manual windows and door locks)

SecuriLock Passive Anti-Theft System

Optional Packages³

Ambulance Prep Package

Auxiliary Heater/AC Prep Package without rear controls

Cargo Area LED Load Compartment Lighting Package (n/a with complete headliner)

CNG/Propane Gaseous Engine Prep Package

Exterior Upgrade Package

Heavy-Duty Trailer Tow Package

Interior Upgrade Package

Load Area Protection Package

Modified Vehicle Wiring System

Premium Package

Radio Prep Package

Smoker's Package

Trailer Wiring Provisions Package

16" White Steel Wheel Package (DRW)

Available Fleet-Only Options

Daytime running lamps

Manual windows and door locks (restrictions apply; deletes power windows and door locks; does not include remote keyless entry fobs)

Mirrors – Short-arm, manual, sideview (requires manual windows and door locks)

Mirrors – Short-arm sideview delete (available on Ambulance Prep Package; requires manual windows and door locks)

Mirrors – Long-arm, manual sideview (requires manual windows and door locks)

Speed limitation (65-, 70- and 75-mph governed top speed options)

16" white steel wheels with mini-cap and lug nut covers (SRW only)



¹Always wear your safety belt and secure children in the rear seat. ²Ford Licensed Accessory.

³Explanation of package contents follows specifications sections.

TRANSIT W. JN

XL Standard Features

Includes all standard features, plus:

Mechanical

16" silver steel wheels with black hubcaps (silver front hubcaps on DRW)

Full-size spare wheel and tire

Seating

2-way manual driver and front-passenger seats with manual recline and driver's armrest

8-passenger (standard with RWB)

12-passenger (standard with LWB)

15-passenger (standard with LWB EL)

Pewter vinyl seats

Interior

AM/FM stereo with 6 speakers (2 front and 4 rear) and digital clock

12V powerpoint – Located in rear of vehicle

Air conditioning – Front only (LR RWB)

Air conditioning – Front and rear (n/a on LR RWB)

Flooring – Vinyl front and rear

Headliner – Cloth, full-length

Rear compartment lighting

Rear view camera with trailer hitch assist

Rearview mirror

Step well pads – Black plastic

Windows – All-around with 4th-row flip-open glass (LWB EL only)

Windows – Fixed, all-around (n/a with dual sliding side doors; RWB and LWB only)

Exterior

Bodyside moldings – Black

Bumper – Molded-in-black rear with integrated step

Cargo doors – Rear, 180° swing-out (RWB)

Cargo doors – Rear, 237° swing-out (LWB and LWB EL)

Center high-mounted stop lamp (CHMSL)

Grille – Black with black surround

Headlamps – Halogen with black trim

Mirrors – Black, power sideview, short-arm

Roof and side marker lamps (DRW)

Side door – 60/40 swing-out passenger side (LR)

Side door – Sliding passenger side (MR and HR)

XL Available Options

Mechanical

16" black steel wheels with silver-styled covers (SRW only)

Seating

Pewter cloth, 2-way manual driver and front-passenger seats with manual recline, inboard armrests and driver's manual lumbar

Interior

Air conditioning – Front and rear

AM/FM stereo with single-CD player, 4" multifunction display and 6 speakers (2 front and 4 rear)

Cruise control with message center (full trip computer and engine-hour meter)

Flooring – Carpeted front and rear

Vinyl sun visors with illuminated vanity mirrors (driver and front passenger; restrictions apply)

Exterior

Autolamp with rain-sensing wipers

XLT Standard Features

Includes select XL features, plus:

Seating

2-way manual driver and front-passenger seats with manual recline, manual driver's lumbar, inboard armrests, and manual rear seats recline with inboard armrest (recline n/a in last row)

Pewter cloth seating surfaces

Interior

Air conditioning – Front and rear

AM/FM stereo with single-CD player, 4" multifunction display and 8 speakers (4 front and 4 rear)

Cruise control with message center (full trip computer and engine-hour meter)

Flooring – Carpeted front and rear

Rear dome light with map lights and theater-dimming feature

Vinyl sun visors with illuminated vanity mirrors (driver and front-passenger)

Exterior

Exterior Upgrade Package includes chrome headlamp trim, grille and grille surround, and 16" black steel wheels with silver-styled covers (SRW only)

Headlamps – Autolamp

Wipers – Rain-sensing

XLT Available Options

Seating

Pewter leather, 10-way power driver and front-passenger seats with inboard armrests

Interior

All-weather front floor mats (only available on models with carpeted floor covering)

Floor covering – Carpeted front (Included in Builder's and RV Prep Packages)

Floor covering – Vinyl front and rear

XL and XLT Available Options

Mechanical

3.5L EcoBoost® V6 engine

3.2L Power Stroke® I-5 Turbo Diesel engine (restrictions apply; includes cruise control with message center, dual batteries and PTC heater)

Alternator – Heavy-duty

Battery – Dual heavy-duty absorbent glass mat (AGM) (standard with diesel engine)

Battery – Single absorbent glass mat (AGM) (requires gas engine)

Engine block heater (recommended when minimum temperature is 10°F or below; optional on all engines)

Manual Regenerative Initiation (requires diesel engine)

Manual Regenerative Initiation with Active Regenerative Inhibitor (requires diesel engine)

Trailer brake controller (requires Heavy-Duty Trailer Tow Package)

16" aluminum wheels (n/a with 9,500 lbs. GVWR or greater; includes locking lug nuts)

Seating

Charcoal cloth, 2-way manual driver and front-passenger seats with manual recline, inboard armrests and driver's manual lumbar

Charcoal cloth, 10-way power driver and 2-way manual front-passenger seats with inboard armrests

Pewter cloth, 10-way power driver and 2-way manual front-passenger seats with inboard armrests

10-passenger (optional on RWB)

15-passenger (optional on LWB)

Interior

AM/FM stereo with single-CD player, 4" multifunction display, HD Radio,[†] SiriusXM® Satellite Radio with 6-month All Access trial subscription and 6 speakers (2 front and 4 rear) on XL; 8 speakers (4 front and 4 rear) on XLT

AM/FM stereo with single-CD player, 4" multifunction display, message center, SYNC® with MyFord® and 8 speakers (4 front and 4 rear); leather-wrapped steering wheel with controls for audio and multifunction display (requires cruise control)

AM/FM stereo with single-CD player, 4" multifunction display, message center, SYNC with MyFord, HD Radio, SiriusXM Satellite Radio with 6-month All Access trial subscription and 8 speakers (4 front and 4 rear); leather-wrapped steering wheel with controls for audio and multifunction display (requires cruise control)

AM/FM stereo with SYNC 3, 6.5" color LCD touch screen and Navigation including SiriusXM Traffic and Travel Link® with 5-year trial subscription, HD Radio, SiriusXM Satellite Radio with 6-month All Access trial subscription and 8 speakers (4 front and 4 rear); leather-wrapped steering wheel with controls for audio and multifunction display; and lane-keeping alert with driver alert (requires cruise control)

Auxiliary fuse panel (requires heavy-duty alternator and dual heavy-duty batteries; includes Modified Vehicle Wiring System; with user-defined upfitter switches)

Ford Telematics™ powered by Telogis®¹

Lane-keeping alert with driver alert (requires cruise control)

Power inverter (restrictions apply) – 12V to 110V (requires dual heavy-duty batteries)

Reverse Sensing System

User-defined upfitter switches (4; requires heavy-duty alternator and dual batteries; includes Modified Vehicle Wiring System, customer connection point and auxiliary fuse panel)

Exterior

Front license plate bracket (standard in states requiring 2 license plates and optional in all others)

Mirrors – Short-arm, power, heated sideview with turn signal indicators

Mirrors – Long-arm, power sideview

Mirrors – Long-arm, power, heated sideview with turn signal indicators

Privacy glass (includes rear-window defroster)

Rear-window defroster (requires fixed rear-door glass)

Remote Start System (n/a with manual windows and door locks)

Running board

Sliding passenger-side door (LR)

Windows – All-around with 2nd-row driver's side flip-open glass and fixed 60/40 swing-out passenger-side door glass (optional with LR only; requires privacy glass)

Windows – All-around with 2nd-row flip-open glass and 4th-row flip-open glass (optional on LWB EL; requires privacy glass)

Windows – All-around with 2nd-row flip-open glass (LWB SRW with sliding passenger-side door only; requires privacy glass; n/a on LR model)

Windows – Fixed, all-around (n/a with dual sliding side doors; standard with RWB and LWB)

Safety & Security

Backup alarm¹

Keys – 2 additional (4 total; manual keys with manual door locks; remote keyless entry key fobs included if equipped with power door locks)

MyKey® (restrictions apply; requires SecurILock® Passive Anti-Theft System; includes level 2 instrument cluster; n/a with speed-limiting options, radio delete, Ford Telematics or Ford Customer Service Division remote start)

Perimeter anti-theft alarm (requires SecurILock Passive Anti-Theft System; n/a with manual windows and door locks)

SecurICode™ keyless entry keypad (n/a with manual windows and door locks)

SecurILock Passive Anti-Theft System

XL and XLT Optional Packages²

Auxiliary Heater/AC Prep Package without rear controls

Builder's Prep Package

CNG/Propane Gaseous Engine Prep Package

Heavy-Duty Trailer Tow Package

Modified Vehicle Wiring System

RV Prep Package (XLT)

Smoker's Package

Trailer Wiring Provisions Package

16" White Steel Wheel Package (DRW)

Available Fleet-Only Options

Daytime running lamps

Keys – Keyed-alike (Fleet only)

Manual windows and door locks (restrictions apply; deletes power windows and door locks; does not include remote keyless entry fobs)

Mirrors – Short-arm, manual sideview (requires manual windows and door locks)

Mirrors – Long-arm, manual sideview (requires manual windows and door locks)

Speed limitation (65-, 70- and 75-mph governed top speed options)

16" white steel wheels with mini-cap and lug nut covers (XL SRW only)



¹Ford Licensed Accessory. ²Explanation of package contents follows specifications sections.

TRANSIT CL **WAY & CHASSIS CAB**

Standard Features

Includes all standard features, plus:

Mechanical

Frame rail extension adapters

Modified Vehicle Wiring System modified vehicle connections for customized wiring harness provisions; requires heavy-duty alternator and dual heavy-duty batteries

16" silver steel wheels with black hubcaps (silver front on DRW)

Full-size spare wheel and tire delete

Seating

2-passenger

2-way manual driver and passenger seats with driver's armrest

Pewter vinyl seats

Interior

AM/FM stereo with 2 speakers and digital clock

Air conditioning

Flooring – Vinyl

Headliner – Cloth

Rearview mirror delete (Cutaway)

Rearview mirror (Chassis Cab)

Window – Rear (Chassis Cab)

Exterior

Grille – Black with black surround

Headlamps – Halogen with black trim

Sideview mirrors delete

Rear taillamp wiring – LED-capable

Roof marker lamps

Safety & Security

Passenger-side airbag deactivation switch (n/a with passenger seat delete or passenger-side door delete options)

Available Options

Mechanical

3.2L Power Stroke® I-5 Turbo Diesel engine (includes cruise control with message center, dual batteries and PTC heater)

Alternator – Heavy-duty (included with Ambulance [Cutaway], Motorhome [Cutaway], Shuttle Bus [Cutaway], School Bus [Cutaway] and Multifunctional School Activity Bus [Cutaway] Prep Packages)

Battery – Dual heavy-duty absorbent glass mat (AGM) (standard with diesel engine and included with Ambulance Prep Package [Cutaway])

Battery – Single absorbent glass mat (AGM) (requires gas engine)

Engine block heater (recommended when minimum temperature is 10°F or below; optional on all engines; included with Shuttle Bus Prep Package [Cutaway])

Manual Regenerative Initiation (requires diesel engine)

Manual Regenerative Initiation with Active Regenerative Inhibitor (requires diesel engine)

Trailer brake controller (requires Trailer Wiring Provisions Package)

16" black steel wheel with silver-styled covers (SRW only; included with Exterior Upgrade Package)

16" aluminum wheels (n/a with 9,500 lbs. GVWR or greater; includes locking lug nuts)

Spare wheel and tire

Seating

Pewter cloth, 2-way manual driver and passenger seats with manual recline, inboard armrests, and driver's manual lumbar

Pewter cloth, 2-way manual driver and passenger seats with manual recline, inboard armrests, and driver's manual lumbar (restrictions apply; deletes side-curtain airbags; late availability)

Pewter vinyl, 2-way manual driver and passenger seats with manual recline and driver's armrest (restrictions apply; deletes side-curtain airbags; late availability)

Charcoal cloth, 2-way manual driver and passenger seats with manual recline, inboard armrests, and driver's manual lumbar

Charcoal cloth, 2-way manual driver and passenger seats with manual recline, inboard armrests, and driver's manual lumbar (restrictions apply; deletes side-curtain airbags; late availability)

Pewter cloth, 10-way power driver and 2-way manual passenger seats with inboard armrests

Charcoal cloth, 10-way power driver and 2-way manual passenger seats with inboard armrests

Pewter leather trim, 10-way power driver and passenger seats with inboard armrests

Passenger seat delete (also deletes passenger-side front airbag), Pewter vinyl, 2-way manual driver's seat only with manual lumbar and inboard armrest (Cutaway only)

Passenger seat delete (also deletes passenger-side front airbag), Pewter cloth, 10-way power driver's seat only with manual lumbar and inboard armrest (Cutaway only)

Interior

AM/FM stereo with single-CD player, 4" multifunction display and 2 front speakers

AM/FM stereo with single-CD player, 4" multifunction display, HD Radio,¹ SiriusXM[®] Satellite Radio with 6-month All Access trial subscription and 2 front speakers

AM/FM stereo with single-CD player, 4" multifunction display, message center, SYNC[®] with MyFord[®] and 4 front speakers; leather-wrapped steering wheel with controls for audio and multifunction display (requires cruise control)

AM/FM stereo with single-CD player, 4" multifunction display, message center, SYNC with MyFord, HD Radio, SiriusXM Satellite Radio with 6-month All Access trial subscription and 4 front speakers; leather-wrapped steering wheel with controls for audio and multifunction display (requires cruise control)

AM/FM stereo with SYNC 3, 6.5" color LCD touch screen and Navigation including SiriusXM Traffic and Travel Link[®] with 5-year trial subscription, HD Radio, SiriusXM Satellite Radio with 6-month All Access trial subscription and 4 front speakers; leather-wrapped steering wheel with controls for audio and multifunction display; and lane-keeping alert with driver alert (requires cruise control)

4 front speakers (restrictions apply; only available as an upgradeable option to the Radio Prep Package [Cutaway])

2 rear speakers (shipped in dunnage box [Cutaway])

4 rear speakers (shipped in dunnage box [Cutaway])

All-weather front floor mats (only available with carpeted floor covering)

Auxiliary fuse panel (requires heavy-duty alternator and dual heavy-duty batteries; includes Modified Vehicle Wiring System; included with user-defined upfitter switches)

Cruise control with message center (full trip computer and engine-hour meter)

Flooring – Carpeting

Ford Telematics[™] powered by Telogis[®]1

Lane-keeping alert with driver alert (requires cruise control)

Power inverter (restrictions apply) – 12V to 110V (requires dual heavy-duty batteries)

Radio delete (deletes radio, speakers, grilles, wiring and antenna)

Rear view camera with trailer hitch assist

User-defined upfitter switches (4; requires heavy-duty alternator and dual batteries; includes Modified Vehicle Wiring System, customer connection point and auxiliary fuse panel)

Vinyl sun visors with illuminated vanity mirrors (driver and passenger; restrictions apply; included in Interior Upgrade Package)

Exterior

Autolamp with rain-sensing wipers

Front license plate bracket (standard in states requiring 2 license plates and optional in all others)

Mirrors – Short-arm, power sideview

Mirrors – Short-arm, power, heated sideview with turn signal indicators

Mirrors – Long-arm, power sideview

Mirrors – Long-arm, power, heated sideview with turn signal indicators

Remote start

(n/a with manual windows and door locks)

Safety & Security

Backup alarm¹

Keys – 2 additional (4 total; manual keys with manual door locks; remote keyless entry key fobs included if equipped with power door locks)

MyKey[®] (restrictions apply; requires SecurLock[®] Passive Anti-Theft System; includes level 2 instrument cluster; n/a with speed-limiting options, radio delete, Radio Prep Package or Ford Customer Service Division remote start)

SecuriCode[™] keyless entry keypad (n/a with manual windows and door locks)

SecuriLock Passive Anti-Theft System

Optional Packages²

Ambulance Prep Package (Cutaway)

Auxiliary Heater/AC Prep Package without rear controls

CNG/Propane Gaseous Engine Prep Package

Exterior Upgrade Package

Interior Upgrade Package

Motorhome Prep Package (Cutaway)

Multifunctional School Activity Bus Prep Package (Cutaway)

Passenger-Side Door Delete Package (Cutaway)

Premium Package

Radio Prep Package

School Bus Prep Package (Cutaway)

Shuttle Bus Prep Package (Cutaway)

Smoker's Package

Trailer Wiring Provisions Package

16" White Steel Wheel Package (DRW)

Available Fleet-Only Options

Daytime running lamps

Manual windows and door locks (restrictions apply; deletes power windows and door locks; does not include remote keyless entry fobs)

Mirrors – Short-arm, manual sideview (requires manual windows and door locks)

Mirrors – Long-arm, manual sideview (requires manual windows and door locks)

Speed limitation (65-, 70- and 75-mph governed top speed options)

16" white steel wheels with mini-caps and lug nut covers (SRW only)



¹Ford Licensed Accessory. ²Explanation of package contents follows specifications sections.

OPTIONAL PACKAGES CONTENT

Ambulance Prep Package (Van/Cutaway) includes dual heavy-duty batteries and heavy-duty alternator, Auxiliary Heater/AC Prep Package without rear controls, fixed side- and rear-door tinted glass (Van), 3.73 limited-slip axle ratio on 3.2L Diesel (Van/Cutaway), 3.73 limited-slip axle ratio on 3.5L EcoBoost® (Van) and 4.10 axle ratio on 3.7L V6 (standard on Cutaway, standard on HR Van and optional on MR Van); spare wheel and tire (Cutaway), manual short-arm sideview mirrors, manual windows and locks (Cutaway), Modified Vehicle Wiring System (Van), front license plate bracket, auxiliary fuse panel (Van); Van requires MR or HR with sliding passenger-side door; n/a with Premium Package, passenger seat delete or Interior Upgrade Package on Cutaway

Auxiliary Heater/AC Prep Package without rear controls (Van/Wagon/Cutaway) included with Ambulance (Van/Cutaway), Shuttle Bus (Cutaway), School Bus (Cutaway) and RV (Wagon) Prep Packages; available with Builder's (Wagon) and Motorhome (Cutaway) Prep Packages; requires aftermarket upfit of a climate control system; n/a with front/rear driver-controlled air conditioning

Builder's Prep Package (Wagon) includes front license plate bracket; Modified Vehicle Wiring System; vinyl front floor covering with XL and carpeted with XLT; AM/FM stereo with single-CD player, 4" multifunction display and 6 speakers (2 front and 4 rear) on XL Wagon; Package deletes rear floor covering, rear seat rails, fixings, seats and restraints; requires dual heavy-duty batteries and heavy-duty alternator; n/a with RV Prep Package; side/rear scuff plates are not included

CNG/Propane Gaseous Engine Prep Package (Van/Wagon/Cutaway/Chassis Cab) includes hardened intake/exhaust valves and valve seats (3.7L V6 only; n/a on RWB Wagon)

Exterior Upgrade Package (Van/Wagon/Cutaway/Chassis Cab) includes chrome headlamp trim, grille and grille surround; and 16" black steel wheels with silver-styled covers (SRW only) (n/a on XL Wagon)

Heavy-Duty Trailer Tow Package (Van and Wagon) includes trailer wiring provisions, 4-/7-pin connector, electric brake controller tap-in capability, relay system for backup/B+/running lights, frame-mounted hitch receiver, and tow/haul mode

Interior Upgrade Package (Van/Cutaway/Chassis Cab) includes cruise control, full-height polypropylene panels on side walls and doors (Van), leather-wrapped steering wheel with controls for audio and multifunction display, Pewter or Charcoal cloth 2-way manual driver and passenger seats with manual recline, AM/FM stereo with single-CD player, 4" multifunction display, message center, SYNC® with MyFord®, 4 speakers (6 speakers on Van), I/P console mats, and driver/passenger vinyl sun visors with illuminated vanity mirrors (n/a with passenger-side door delete, Ambulance, Motorhome, Multifunctional School Activity Bus, School Bus and Shuttle Bus Prep Packages on Cutaway/Chassis Cab)

Load Area Protection Package (Van) restrictions apply; includes complete rear polypropylene panels on side walls and doors, and vinyl front and rear floor cover

Modified Vehicle Wiring System (Van/Wagon) includes modified vehicle connections for customized wiring harness provisions; requires heavy-duty alternator and dual heavy-duty batteries; included with Ambulance, Builder's and RV Prep Packages, auxiliary fuse panel, and user-defined upfitter switches; standard on Cutaway and Chassis Cab

Motorhome Prep Package (Cutaway) includes cruise control; driver/passenger sun visors; AM/FM stereo with 2 front speakers and digital clock; modified vehicle wiring; Trailer Wiring Provisions Package; front license plate bracket; heavy-duty alternator; dual heavy-duty batteries; and auxiliary fuse panel; Pewter or Charcoal cloth 2-way manual driver and passenger seats with manual recline; inboard armrests and manual driver's lumbar; Exterior Upgrade Package; and front vinyl floor covering; n/a with Interior Upgrade Package, Premium Package or passenger-side door delete

Multifunctional School Activity Bus Prep Package (Cutaway) includes manual windows and locks, banded front-door glass, dual heavy-duty batteries, heavy-duty alternator, front license plate bracket, auxiliary fuse panel, Auxiliary Heater/AC Prep Package without rear controls and with passenger door delete; n/a with Premium and Interior Upgrade Packages, 178" WB and School Bus Yellow exterior paint

Passenger-Side Door Delete Package (Cutaway) includes Radio Prep Package and manual windows and door locks; requires Pewter vinyl, 2-way manual driver's seat only with manual lumbar (passenger seat delete; includes inboard armrest; n/a with Interior Upgrade Package, or Ambulance or Motorhome Prep Packages)

Premium Package (Van/Cutaway/Chassis Cab) includes Interior and Exterior Upgrade Packages; Pewter leather trim, 10-way power driver and passenger seats with inboard armrests; and vinyl front and rear floor covering (Van); n/a with Ambulance, Motorhome and School Bus Prep Packages

Radio Prep Package (Van/Cutaway/Chassis Cab) includes front speaker grilles, antenna, cover plate in place of radio, wiring for single-CD audio packages and speakers (no radio chassis provided)

RV Prep Package (XLT Wagon only; restrictions apply) includes Modified Vehicle Wiring System, Trailer Wiring Provisions Package, front license plate bracket, privacy glass and partial floor covering (carpet); requires dual heavy-duty batteries and heavy-duty alternator; package deletes all wagon content behind the B-pillar including floor covering (front and rear), rear seating, rear seat rails, fixings and restraints, rear headliner, rear side-curtain airbags and rear climate control; n/a with Builder's Prep Package

School Bus Prep Package (Cutaway) includes banded front-door glass, dual heavy-duty batteries, heavy-duty alternator, front license plate bracket, auxiliary fuse panel, manual front windows and locks, and passenger-side door delete; n/a with Premium or Interior Upgrade Packages or 178" WB

Shuttle Bus Prep Package (Cutaway) includes Exterior Upgrade Package, heavy-duty alternator, dual heavy-duty batteries, front license plate bracket, engine block heater, trailer wiring provisions, and auxiliary fuse panel; n/a with Premium or Interior Upgrade Packages

Smoker's Package includes cigarette lighter and ash cup

Trailer Wiring Provisions Package (Van/Wagon/Cutaway/Chassis Cab) includes trailer wiring harness, blunt-cut trailer/upfit wiring to rear of vehicle, trailer sway control, and tow/haul mode; included with Motorhome and Shuttle Bus Prep Packages

16" White Steel Wheel Package (DRW; Fleet only; Van/Wagon/Cutaway/Chassis Cab) includes white steel wheels and front hubcaps, and dual rear wheel covers; Tire Pressure Monitoring System is deleted


EXTERIOR!



Oxford White



Ingot Silver*



School Bus Yellow



Race Red



Blue Jeans*



Caribou*



Lunar Sky*



Magnetic*



Green Gem*




Shadow Black

*Metallic.


INTERIORS



1 Pewter Vinyl



2 Pewter Cloth



3 Pewter Leather



4 Charcoal Cloth

Exteriors	Interiors			
	Van	Wagon	Cutaway	Chassis Cab
Oxford White	1 2 3 4	1 2 3 4	1 2 3 4	1 2 3 4
Ingot Silver	1 2 3 4	1 2 3 4	1 2 3 4	1 2 3 4
School Bus Yellow ¹	1 2 3 4	1 2 3 4	1 2 3 4	1 2 3 4
Race Red	1 2 3 4	1 2 3 4	1 2 3 4	1 2 3 4
Blue Jeans	1 2 3 4	1 2 3 4	1 2 3 4	1 2 3 4
Caribou	1 2 3 4	1 2 3 4	1 2 3 4	1 2 3 4
Lunar Sky	1 2 3 4	1 2 3 4	1 2 3 4	1 2 3 4
Magnetic	1 2 3 4	1 2 3 4	1 2 3 4	1 2 3 4
Green Gem	1 2 3 4	1 2 3 4	1 2 3 4	1 2 3 4
Shadow Black	1 2 3 4	1 2 3 4	1 2 3 4	1 2 3 4

1 Not available on XLT Wagon 2 Standard on XLT Wagon 3 Not available on XL Wagon or XLT LWB/LWB EL

⁴Fleet only. Not available on XLT Wagon.
Colors are representative only. See your dealer for actual paint/trim options.

2016 **TRANSIT**
ford.com



DIMENSIONS

	150/250 SRW		150/250/350 SRW			250/350 SRW 350 HD DRW
	Regular		Long			Long EL
	130		148			148
Wheelbase (in.)						
Roof height	LR	MR	LR	MR	HR	HR
Passenger capacity	2	2	2	2	2	2
Rows of seats	1	1	1	1	1	1

Exterior (in.)

Wheelbase	129.9	129.9	147.6	147.6	147.6	147.6
Length	219.9	217.8	237.6	235.5	235.5	263.9
Height	83.6	100.8	83.2	100.7	110.1	109.4
Width – Excluding mirrors	81.3	81.3	81.3	81.3	81.3	83.7
Width – Including mirrors	97.4	97.4	97.4	97.4	97.4	97.4
Width – Mirrors folded	83.2	83.2	83.2	83.2	83.2	83.2
Front track	68.2	68.2	68.2	68.2	68.2	68.5
Rear track	68.6	68.6	68.6	68.6	68.6	65.7
Front overhang	40.3	40.3	40.3	40.3	40.3	40.3
Rear overhang	49.7	47.6	49.7	47.6	47.6	76.0
Load height (curb)	28.9	28.9	28.7	28.7	28.7	28.0
Side-door opening height	49.6	63.0	49.6	63.0	63.0	63.0
Side-door opening width – 60/40 swing-out	51.2	—	51.2	—	—	—
Side-door opening width – Sliding	51.2	51.2	51.2	51.2	51.2	51.2
Rear cargo door opening height	49.5	64.9	49.5	64.9	74.3	74.3
Rear cargo door opening width	61.7	61.7	61.7	61.7	61.7	61.7

Interior (in.)

Head room	40.8	52.0	40.8	52.0	56.6	56.6
Shoulder room	67.9	67.9	67.9	67.9	67.9	67.9
Hip room	67.5	67.5	67.5	67.5	67.5	67.5
Leg room (max.)	41.3	41.3	41.3	41.3	41.3	41.3
Passenger volume (cu. ft.)	63.7	81.1	63.7	81.1	88.3	88.3
Cargo length front (at floor)	126.0	126.0	143.7	143.7	143.7	172.2
Cargo length front (at belt)	115.9	115.9	133.6	133.6	133.6	162.0
Cargo width between wheelhouses	54.8	54.8	54.8	54.8	54.8	45.4
Cargo height maximum	56.9	72.0	56.9	72.0	81.5	81.5

Cargo capacity (cu. ft.)

Cargo volume behind 1st row	246.7	315.2	277.7	357.1	404.3	487.3
Maximum cargo volume with front-passenger seat removed	285.0	363.8	316.1	405.6	459.2	542.2



CONFIGURATIONS

Wheelbase (in.)	150 SRW				250 SRW					350 SRW				350 HD DRW		
	Regular		Long		Regular		Long		Long EL	Long		Long EL	Long EL			
	130		148		130		148		148	148		148	148			
Roof height	LR	MR	LR	MR	LR	MR	LR	MR	HR	HR	LR	MR	HR	HR	HR	HR
Side Doors																
60/40 swing-out passenger-side	■	—	■	—	■	—	■	—	—	—	■	—	—	—	—	—
Sliding passenger-side	□	■	□	■	□	■	□	■	■	■	□	■	■	■	■	■
Dual sliding	—	□	—	□	—	□	—	□	□	□	—	□	□	□	□	□
Engines																
3.7L TI-VCT V6	■	■	■	■	■	■	■	■	■	■	■	■	■	■	—	—
3.5L EcoBoost® V6	□	□	□	□	□	□	□	□	□	□	□	□	□	□	■	■
3.2L Power Stroke® I-5 Turbo Diesel	□	□	□	□	□	□	□	□	□	□	—	—	—	□	□	□
Max. Capabilities (lbs.)¹																
GVWR	8,600				9,000					9,500				9,950	10,360	
Payload	3,680				4,080					4,450				4,150	4,560	

MAXIMUM LOADED TRAILER WEIGHT RATINGS (lbs.)¹

Engine	Regular axle			Limited-slip axle			GCWR	Roof height ²	Wheelbase		
	3.31	3.73	4.10	3.31	3.73	4.10			Regular 130"	Long 148"	Long EL 148"
3.7L TI-VCT V6	—	■	—	—	□	—	10,800	LR / MR	5,400	5,200	—
	—	—	□	—	—	□	12,000	LR / MR	6,600	6,400	—
	—	—	■	—	—	□	12,000	HR	—	6,200	6,000
3.5L EcoBoost V6	■ ³	—	—	□ ⁴	—	—	11,200	LR / MR / HR	5,700	5,600	5,100
	—	□ ⁴	—	—	□ ⁵	—	12,600 / 13,000 (EL)	LR / MR / HR	7,100	7,000	6,700
3.2L Power Stroke I-5 Turbo Diesel	■ ³	—	—	□ ⁴	—	—	10,600	LR / MR / HR	4,800	4,600	4,200
	—	□	—	—	□	—	13,500	LR / MR / HR	—	7,500	7,100

■ Standard □ Optional, at extra cost — Not applicable

¹Passenger and cargo capacity limited by weight and weight distribution. ²Maximum towing ratings achieved with lowest roof height available. ³Not available with DRW. ⁴Not available on HR SRW. ⁵Not available on HR SRW, with the exception of the Ambulance Prep Package.



Van. Pewter vinyl trim.



Rear view camera with trailer hitch assist.



DIMENSIONS

Wheelbase (in.)	150 SRW				350 SRW						350 HD DRW
	Regular				Long						Long EL
	130				148						148
Roof height	LR		MR		LR		MR		HR		HR
Passenger capacity	8	10	8	10	12	15	12	15	12	15	15
Rows of seats	3	4	3	4	4	5	4	5	4	5	5

Exterior (in.)						
Wheelbase	129.9	129.9	147.6	147.6	147.6	147.6
Length	219.9	217.8	237.6	235.5	235.5	263.9
Height	82.2	98.7	82.4	99.2	108.6	107.7
Width – Excluding mirrors	81.3	81.3	81.3	81.3	81.3	81.3
Width – Including mirrors	97.4	97.4	97.4	97.4	97.4	97.4
Width – Mirrors folded	83.2	83.2	83.2	83.2	83.2	83.2
Front track	68.2	68.2	68.2	68.2	68.2	68.2
Rear track	68.6	68.6	68.6	68.6	68.6	68.6
Front overhang	40.3	40.3	40.3	40.3	40.3	40.3
Rear overhang	49.7	47.6	49.7	47.6	47.6	76.0
Load height (curb)	28.2	28.2	28.8	28.8	28.8	27.8
Side door opening height	49.6	63.0	49.6	63.0	63.0	63.0
Side door opening width – 60/40 swing-out	51.2	—	51.2	—	—	—
Side door opening width – Sliding	51.2	51.2	51.2	51.2	51.2	51.2
Rear cargo door opening height	46.9	62.8	46.9	62.8	72.2	72.2
Rear cargo door opening width	59.8	59.8	59.8	59.8	59.8	59.8

Interior (in.)						
Head room: 1st row	40.8	52.0	40.8	52.0	56.6	56.6
2nd row	41.1	55.8	41.1	55.8	65.2	65.2
3rd row	40.6	55.8	40.6	55.8	65.2	65.2
4th row	—	38.7	—	55.8	38.7	55.8
5th row	—	—	—	34.2	—	47.2
Shoulder room: 1st row / 2nd / 3rd / 4th ¹ / 5th ¹	67.9 / 71.4 / 67.0 / 67.8 / —			67.9 / 71.4 / 67.0 / 67.8 / 60.8		
Hip room: 1st row / 2nd / 3rd / 4th ¹ / 5th ¹	67.5 / 69.6 / 67.3 / 68.0 / —			67.5 / 69.6 / 67.3 / 68.0 / 61.0		
Leg room: 1st row (max.) / 2nd / 3rd / 4th ¹ / 5th ¹	41.3 / 33.7 / 35.6 / 35.6 / —			41.3 / 33.7 / 35.6 / 35.6 / 35.6		
Passenger volume (cu. ft.)	177.0	230.9	235.6	313.4	264.9	318.1
Cargo length front (at floor)	124.0	124.0	141.7	141.7	141.7	170.2
Cargo length front (at belt)	115.1	115.1	132.8	132.8	132.8	161.3
Cargo width between wheelhouses	53.7	53.7	53.7	53.7	53.7	53.7
Cargo height maximum	52.8	67.6	67.6	52.8	67.6	77.0

Cargo capacity (cu. ft.)						
Cargo volume behind: 1st row	224.5	292.7	256.4	336.1	382.6	461.9
2nd row	151.8	197.9	183.0	239.8	273.0	349.6
3rd row	94.2	125.0	124.5	166.9	190.0	266.6
4th row	—	39.1	—	51.8	70.1	93.9
5th row	—	—	—	—	—	107.0
	—	—	—	—	—	100.5

¹Row availability varies by seating configuration.



CONFIGURATIONS

	150 SRW		350 SRW			350 HD DRW
	Regular		Long			Long EL
Wheelbase (in.)	130		148			148
Roof height	LR	MR	LR	MR	HR	HR
Passenger capacity	8/10		12/15			15
Side Doors						
60/40 swing-out passenger-side	■	—	■	—	—	—
Sliding passenger-side	□	■	□	■	■	■
Engines						
3.7L Ti-VCT V6	■	■	■	■	■	—
3.5L EcoBoost® V6	□	□	□	□	□	■
3.2L Power Stroke® I-5 Turbo Diesel	—	—	□	□	□	□
Max. Capabilities (lbs.)¹						
GVWR	8,550		9,400			10,360
Payload	3,000		2,900			3,480



XLT Wagon. Pewter cloth trim.

MAXIMUM LOADED TRAILER WEIGHT RATINGS (lbs.)¹

Engine	Regular axle			Limited-slip axle			GCWR	Roof height ²	Wheelbase		
	3.31	3.73	4.10	3.31	3.73	4.10			Regular 130"	Long 148"	Long EL 148"
3.7L Ti-VCT V6	—	■	—	—	■	—	10,800	LR / MR	4,700	4,200	—
	—	—	□ ³	—	—	□ ³	11,200	LR / MR	5,100	4,600	—
	—	—	■	—	—	□	11,200	HR	—	4,400	—
3.5L EcoBoost V6	■ ³	—	—	□ ³	—	—	11,200	LR / MR / HR	5,100	4,600	—
	—	□ ⁴	—	—	□ ⁴	—	11,200	HR	—	—	3,800
3.2L Power Stroke I-5 Turbo Diesel	■ ³	—	—	□ ³	—	—	10,600	LR / MR / HR	—	3,700	—
	—	□	—	—	□	—	11,200	LR / MR / HR	—	4,300	3,500

■ Standard □ Optional, at extra cost — Not applicable

¹Passenger and cargo capacity limited by weight and weight distribution. 12- through 15-passenger vehicles may be classified as buses and may require appropriate licensing.

²Maximum towing ratings achieved with lowest roof height available. ³Not available with DRW. ⁴Not available on SRW. ⁵Restrictions apply.



DIMENSIONS

	250 SRW	350 HD DRW	250 SRW	350 SRW	350 HD DRW	350 HD DRW
A Wheelbase (in.)	Regular	Regular	Long		Long	Long EL
	138	138	156		156	178
Passenger capacity	2	2	2		2	2

Cutaway (in.)


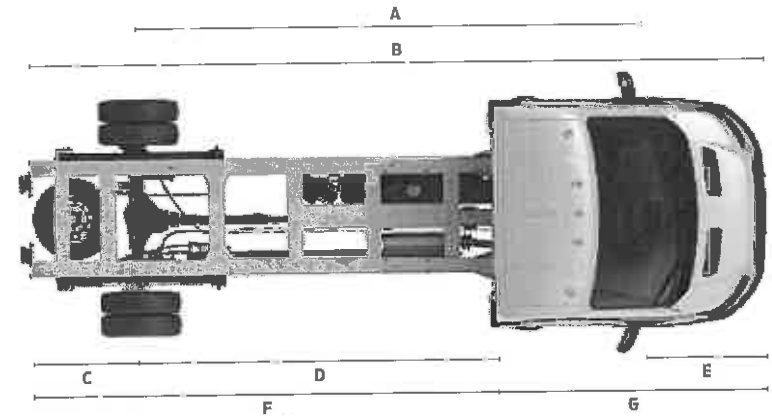
B Overall length	223.3	223.3	241.1	241.1	263.4
C Rear axle to end of frame or rear overhang	45.1	45.1	45.1	45.1	45.1
D Rear of cab to rear axle	82.6	82.6	100.3	100.3	122.6
E Front overhang	40.3	40.3	40.3	40.3	40.3
F Rear of cab to end of frame	127.7	127.7	145.4	145.4	167.7
G Cab length	95.7	95.7	95.7	95.7	95.7
H Overall cab height (curb)	87.3	86.8	87.0	86.5	86.5
I Top of frame to top of cab	61.2	61.2	61.2	61.2	61.2
J Load height (loaded)	25.0	24.7 24.5	25.9 25.5	25.7 25.4	25.0 24.6
K Overall width	80.8	83.1	80.8	83.1	83.1
Front track	68.2	68.5	68.2	68.5	68.5
Rear track	68.6	65.7	68.6	65.7	65.7

Chassis Cab (in.)

B Overall length	223.3	223.3	241.1	241.1	263.4
C Rear axle to end of frame or rear overhang	45.1	45.1	45.1	45.1	45.1
D Rear of cab to rear axle	82.6	82.6	100.3	100.3	122.6
E Front overhang	40.3	40.3	40.3	40.3	40.3
F Rear of cab to end of frame	127.7	127.7	145.4	145.4	167.7
G Cab length	95.7	95.7	95.7	95.7	95.7
H Overall cab height (curb)	87.2	86.7	86.9	86.4	86.4
I Top of frame to top of cab	61.2	61.2	61.2	61.2	61.2
J Load height (loaded)	24.8	24.7 24.3	25.6 25.3	25.6 25.2	24.9 24.4
K Overall width	80.8	83.1	80.8	83.1	83.1
Front track	68.2	68.5	68.2	68.5	68.5
Rear track	68.6	65.7	68.6	65.7	65.7

Interior – Cutaway & Chassis Cab (in.)

Head room	44.9	44.9	44.9	44.9	44.9
Shoulder room	67.9	67.9	67.9	67.9	67.9
Hip room	67.5	67.5	67.5	67.5	67.5
Leg room (max.)	41.3	41.3	41.3	41.3	41.3



CONFIGURATIONS

Wheelbase (in.)	250 SRW		350 SRW	350 HD DRW			350 HD DRW		
	Regular	Long	Long	Regular	Long	Long EL	Regular	Long	Long EL
	138	156	156	138	156	178	138	156	178
Engine									
3.7L TI-VCT V6	<input checked="" type="checkbox"/>	<input checked="" type="checkbox"/>	<input checked="" type="checkbox"/>	<input checked="" type="checkbox"/>	<input checked="" type="checkbox"/>	<input checked="" type="checkbox"/>	<input checked="" type="checkbox"/>	<input checked="" type="checkbox"/>	<input checked="" type="checkbox"/>
3.2L Power Stroke® I-5 Turbo Diesel	<input type="checkbox"/>	<input type="checkbox"/>	<input type="checkbox"/>	<input type="checkbox"/>	<input type="checkbox"/>	<input type="checkbox"/>	<input type="checkbox"/>	<input type="checkbox"/>	<input type="checkbox"/>
Max. Capabilities (lbs.)¹									
GVWR	9,000		9,500	9,950			10,360		
Payload	4,850		5,290	5,610			6,020		



Cutaway. Pewter cloth trim.

MAXIMUM LOADED TRAILER WEIGHT RATINGS (lbs.)¹

Engine	Regular axle			Limited-slip axle			GCWR	Wheelbase (in.)		
	3.31	3.73	4.10	3.31	3.73	4.10		Regular - 138	Long - 156	Long EL - 178
3.7L TI-VCT V6	-	-	<input checked="" type="checkbox"/>	-	-	<input type="checkbox"/>	12,000	6,800	6,600	6,200
3.2L Power Stroke I-5 Turbo Diesel	-	<input checked="" type="checkbox"/>	-	-	<input type="checkbox"/>	-	13,500	7,500	7,500	7,100

TRANSIT WHEELS

Wheel configuration	Van		Wagon				Cutaway & Chassis Cab	
	SRW	DRW	XL		XLT		SRW	DRW
			SRW	DRW	SRW	DRW		
1 16" Silver Steel w/Black Hubcap	<input checked="" type="checkbox"/>	-	<input checked="" type="checkbox"/>	-	-	-	<input checked="" type="checkbox"/>	-
2 16" White Steel w/Mini-cap and Lug Nut Covers	<input type="checkbox"/>	-	<input type="checkbox"/>	-	-	-	<input type="checkbox"/>	-
3 16" Black Steel w/Silver-Styled Cover	<input type="checkbox"/>	-	<input type="checkbox"/>	-	-	<input checked="" type="checkbox"/>	<input type="checkbox"/>	-
4 16" Aluminum w/Locking Lug Nuts	<input type="checkbox"/>	-	<input type="checkbox"/>	-	-	<input type="checkbox"/>	<input type="checkbox"/>	-
5 16" Silver Steel w/Silver Front Hubcap	-	<input checked="" type="checkbox"/>	-	<input checked="" type="checkbox"/>	-	<input checked="" type="checkbox"/>	-	<input checked="" type="checkbox"/>
6 16" White Steel w/White Front Hubcap	-	<input type="checkbox"/>	-	<input type="checkbox"/>	-	<input type="checkbox"/>	-	<input type="checkbox"/>



1




2




3



4



5



6

■ Standard □ Optional, at extra cost - Not applicable

¹Passenger and cargo capacity limited by weight and weight distribution.





Transit 250 MR LWB Van in Lunar Sky accessorized with keyless entry keypad, Ford Commercial Graphics by 3M Original Wraps,¹ roof rack system, heavy-duty splash guards with stainless steel inserts, side window deflectors, and 16" 10-spoke alloy-aluminum wheels

Remote start systems

All-weather floor mats

Trailer hitch assembly

Back-up alarm by ECCO^{®1}

Exterior

- Ford Commercial Graphics¹
- Hood protector¹
- Roof racks
- Side window deflectors
- Splash guards
- Trailer towing accessories

Wheels

- 16" 10-spoke alloy aluminum wheel
- Stainless steel wheel covers
- Wheel lock kit

Interior

- All-weather and premium carpeted floor mats
- Ash cup/coin holders
- Cargo area illumination
- Cargo mats and liners
- Cargo organizers and protectors
- Interior light kit
- Interior rear window grilles
- Protective seat covers¹
- Tablet cradle¹

Electronics

- Ford Telematics™ powered by T-logs¹
- Keyless entry keypad
- Remote start systems
- Warning sensor systems¹
- Vehicle Security System



FORD ACCESSORIES

accessories.ford.com

¹Ford Licensed Accessory.



ford.com/transit

Follow Ford:



New Vehicle Limited Warranty. We want your Ford Transit ownership experience to be the best it can be. Under this warranty, your new vehicle comes with 3-year/36,000-mile bumper-to-bumper coverage, 5-year/60,000-mile Powertrain Warranty coverage, 5-year/60,000-mile safety restraint coverage, and 5-year/unlimited-mile corrosion (perforation) coverage – all with no deductible. The Ford 3.2L Power Stroke® 1-5 Turbo Diesel engine gets 5-year/100,000-mile warranty coverage. Please ask your Ford Dealer for a copy of this limited warranty.

Roadside Assistance. Covers your vehicle for 5 years or 60,000 miles, so you have the security of knowing that help may be only a phone call away should you run out of fuel, lock yourself out of the vehicle or need towing. Your Ford Dealer can provide complete details on all of these advantages.

Business Preferred Network. Each of the select dealerships in our Business Preferred Network (BPN) is committed to providing quality commercial-oriented products and service, as well as special financing and billing arrangements, to businesses that rely on Ford products. As a BPN customer, your business vehicles receive priority service at your BPN dealership to help get your vehicle back on the road quickly.

Financial Services. Our commercial purchase plans and lines of credit offer attractive rates, negotiable terms and business-friendly options. If you prefer to lease, our Commercial Lease™ programs offer a wide variety of package options to meet your needs. For additional information, please visit our website at fordcredit.com/omlend.

Ford Credit. Get the ride you want. Whether you plan to lease or finance, you'll find the choices that are right for you at Ford Credit. Ask your Ford Dealer for details or check us out at fordcredit.com.

Ford Extended Service Plan. For a purchase or lease, the Ford Extended Service Plan (ESP) gives you peace-of-mind protection designed to cover key vehicle components and protect you from the cost of unexpected repairs. Ask your dealer for a Ford ESP, the only service contract backed exclusively by Ford and honored at all Ford dealerships.

Insurance Services. Get Ford Motor Company quality in your auto insurance. Our program offers industry-leading benefits and competitive rates. Call 1-877-367-3847, or visit us at fordvip.com for a no-obligation quote. Insurance offered by American Road Services Company (in CA, American Road Insurance Agency), a licensed agency and subsidiary of Ford Motor Company.

Ford Original Accessories will be warranted for whichever provides you the greatest benefit: 24 months/unlimited mileage, or the remainder of your Bumper-to-Bumper 3-year/36,000-mile New Vehicle Limited Warranty. Ford Licensed Accessories (FLA) are warranted by the accessory manufacturer's warranty. FLA are designed and developed by the accessory manufacturer and have not been designed or tested to Ford Motor Company engineering requirements. Contact your Ford Dealer for details and/or a copy of all limited warranties.

Comparisons based on competitive models (class is Full-Size Vans based on Ford segmentation), publicly available information and Ford certification data at time of release. Vehicles may be shown with optional and aftermarket equipment. Features may be offered only in combination with other options or subject to additional ordering requirements/limitations. Dimensions and capacity ratings shown may vary due to optional features and/or production variability. Information is provided on an "as is" basis and could include technical, typographical or other errors. Ford makes no warranties, representations, or guarantees of any kind, express or implied, including but not limited to, accuracy, currency, or completeness, the operation of the information, materials, content, availability, and products. Ford reserves the right to change product specifications, pricing and equipment at any time without incurring obligations. Your Ford Dealer is the best source of the most up-to-date information on Ford vehicles. Body manufacturers are responsible for compliance certification of the completed vehicle. The Ford New Vehicle Limited Warranty and any government certification made by Ford shall cover only the vehicle as manufactured by Ford and shall not extend to any addition, modification or change of or to the vehicle by the Ford Authorized Pool Account.

HD Radio is a proprietary trademark of iBiquity Digital Corp. iPhone and Siri are trademarks of Apple Inc., registered in the U.S. and other countries. MobilityWorks is a registered trademark of WMK, Inc. SiriusXM services require a subscription, sold separately by SiriusXM after trial period. Fees and taxes apply. All fees and programming subject to change. Sirius satellite service is available only to those in the 48 contiguous USA, D.C. and PR (with coverage limitations). Our Internet radio service is available throughout our satellite service area and in AK and HI. Some channels not available in all lineups. Sirius, XM and all related marks and logos are trademarks of Sirius XM Radio Inc. The Bluetooth word mark is a trademark of the Bluetooth SIG, Inc. Wi-Fi® is a registered trademark of the Wi-Fi Alliance.®



Click here to learn more
about your Transit

OWNERS MANUAL

Data Bus Throttle for Light Duty Ford and GM Vehicles

Models:

DBT-LD-01
DBT-LD-03

DBT-LD-02
DBT-LD-04



1. Product Description

InPower's DBT-LD Data Bus Throttle provides high idle engine RPM control for light-duty vehicles. The control module connects to the vehicle's OBD-II diagnostic connector via a cable with a pass-through OBD-II connector for any other OBD-II access. The cable also includes blunt-cut wires for the operating mode inputs, the high idle active output signal, and the speed adjustment.

Four light duty models are available, each providing two operating modes:

- DBT-LD-01** Adjustable Preset 1 and *Green Charge*. Inputs activated by ground. Preset 1 has priority.
- DBT-LD-02** Adjustable Preset 1 and Preset 2. Inputs activated by +12 volts. Preset 1 has priority.
- DBT-LD-03** Adjustable Preset 1 and *Green Charge*. Inputs activated by +12 volts. Preset 1 has priority.
- DBT-LD-04** Adjustable Preset 1 and On/Off Charge Protect. Inputs activated by ground. Preset 1 has priority.

Note: Modules are programmed to prevent high idle unless the Chassis Ready Conditions are satisfied. (See Section 4)

LED diagnostic indicators are provided to aid system troubleshooting. These indicators are located on the top of the module. (See Sections 5 and 6)

InPower provides product customization for the DBT-LD Series throttles. These units will carry a DBT-LD-C model designation followed by a SPC number. The custom functions may deviate from this manual and may incur additional programming fees.

InPOWER
the systems people

© Copyright 2014 InPower LLC

DBT-LD Owner's Manual

Document: OM-174

Date: April 18, 2014

Version Code: B

Date: May 1, 2014

1.2 Green Charge

When InPower's *Green Charge* is activate, the engine idle is raised to 900 RPM. It then gradually raises the engine speed from 900 RPM to the minimum speed necessary to charge the batteries. Once the batteries are charged, the Green Charge mode will hold the engine idle at the minimum RPM necessary to maintain the charge, maximizing fuel economy and minimizing emissions

1.3 On/Off Charge Protect

On models with the On/Off Charge Protect mode, the engine is cycled between 900 and 1500 RPM as needed to keep the battery charged. The preset modes will elevate the engine to pre-adjusted RPM. On standard models and most custom models, the preset mode values can be field adjusted. Some custom models may have the field adjustable feature locked out.

2. Vehicle Applications

InPower designs the DBT's software to support many chassis and model year variations, and more will be added to the library as they are tested. To verify that your model is supported, please visit our Throttle Selector Guide on our web site (www.InPowerLLC.com). Enter the chassis and model year, and it will display the minimum software revision required for your chassis.

Note that the software revision code letter is the last character in the throttle's LOT number. The LOT number is located on the label. The DBT-LD throttle is re-programmable, and older models may be able to have their software updated (additional fees may apply).

The DBT-LD throttle detects and stores the vehicle type during the first ignition turn-on after installation. If the PARK LED is on solid and all other LEDs are off this indicates the throttle has not identified the vehicle or the vehicle is not supported. Turn on the ignition and leave it on for at least two minutes. If the PARK LED is still on solid, the vehicle may not be supported.

Note that the throttle will need to re-detect vehicle type if at any point it loses power, such as if it is disconnected from the OBD-II port or the vehicle's battery is removed. Likewise, if it is moved to a new vehicle, when first connected to this new vehicle, it will detect the chassis type anew.

3. Installation Procedures

3.1 Safety Precautions



WARNING

This electronic throttle product has been designed and manufactured to meet the intended application requirements and specifications. Any modifications to the product or to the installation procedure can be dangerous and will void InPower's warranty.

- Read and understand the instructions in this manual and other manuals before starting the installation.
- Make sure that the vehicle battery power is disconnected during installation of the throttle module.
- Reconnect the battery when the system installation is complete.
- Wear appropriate safety equipment, such as protective eyeglasses, face shield and clothing when installing equipment.
- Be careful when working near a battery. Make sure that the area is well ventilated and that there are no flames near the battery. Never lay objects on the battery that can short the terminals together. If battery acid gets in your eyes, immediately seek first aid. If acid gets on your skin, immediately wash it off with soap and water.

3.2 Getting Started

3.2.1. The recommended location for the DBT throttle module is under the dash due to the proximity of the wiring connections and cable length. **Do not locate the unit in the engine compartment or any location that is not protected.** You will need a crimping tool and terminals to terminate wires to the provided blunt-cut wires.

3.2.2. Mount the DBT throttle under the dash using two #6-32 screws. Ensure that you have sufficient distance to install the supplied data bus cable. **Do not extend the length of or otherwise alter this cable or the warranty will be void!**

3.2.3. Install the data bus cable. One end plugs into the 12-pin connector on the DBT throttle module. The other end contains the two OBD-II connectors. Detach the OBD-II connector that is mounted at the lower part of the dash and plug it into the one OBD-II connector on the data bus cable. Install the other data bus cable OBD-II connector (with the mounting tabs) on the dash. Secure the cable with tie wraps and/or cable clamps.

InPOWER

the systems people

© Copyright 2014 InPower LLC

DBT-LD Owner's Manual

Document: OM-174

Date: April 18, 2014

Version Code: B

Date: May 1, 2014

3.2.4. Wire the customer-supplied speed mode inputs. These may be switches or wiring from circuits that supply +12 volts (or ground) when the desired mode is to be activated. See System Diagram (Section 8) for wiring the mode switches. Select the correct DBT-LD model in the diagram and wire the switch labeled To RPM1 to the Brown RPM1 Input blunt-cut wire. Wire the switch labeled To RPM2 to the Violet RPM2 Input blunt-cut wire. Be sure that the switches are wired to the +12 volts or ground per the diagram.

3.2.5. If needed, wire the High Idle Active Output. This is the Orange blunt-cut wire in the Data Bus Cable. The High Idle Active Output supplies +12 volts @ 3 amps when: A) a speed mode input is set, B) all Chassis Ready Condition are satisfied, and C) the elevated idle speed request has been sent to the engine controller. This can be used, for example, to operate a clutch pump, air compressor or power inverter. **Do not use this output to operate a side-mount PTO on a Ford chassis. Make sure you do not overload this output. If more current is necessary use a relay to supply the added current.**

3.2.6. The installation is now complete. Start the engine and activate the Preset and Auto modes switches to verify proper operation. If the elevated idle speeds' default values need changing you will need to calibrate the preset speed. (See Section 4 for *Preset Speed Adjustment* instructions). If the system does not operate properly refer to Sections 5 and 6 for Troubleshooting and LED Diagnostic Indicators.

See Section 8 on page 11 for System Diagram.

4. Operation

Each DBT-LD will come with two of the following modes (refer to the System Diagram on Page 11 to see which modes are available on each model):

Note: None of the modes will activate if the Chassis Ready Conditions are not met.

Preset Mode - The engine speed increases to a pre-adjusted preset speed value. Note that Model DBT-LD-02 has two individually adjustable presets, Preset 1 and Preset 2.

Green Charge Mode - When activated, raises the engine idle speed to 900 RPM and then gradually raises the speed to the point necessary to maintain battery charge. As the DC load varies on the truck, the RPM will raise or lower to maintain charge, maximizing fuel economy and minimizing emissions. The Green Charge is available on Models DBT-LD-01 and DBT-LD-03.

On/Off Charge Protect Mode - When the battery voltage is low, the throttle automatically increase the engine speed to 1,500 RPM for faster battery charging. It returns the engine speed to 900 RPM when the battery voltage indicates a normal charge. This mode is only available on Model DBT-LD-04.

Chassis Ready Conditions:

- No vehicle speed
- Parking brake set
- Shift selector in Park
- Accelerator not depressed
- Service brake not depressed
- Engine running and below 1,000 RPM
- No Diagnostic Trouble Code (DTC). Check Engine light must be off.

Preset Speed Adjustment: To change the preset speed RPM value, activate the desired preset mode. When the engine speed has changed to the preset value, apply either +12 volts or ground to the Speed Adjust Mode blunt-cut cable wire. Apply + 12 volts to the adjustment wire to increase the speed or a ground to decrease speed. The engine speed will change at a rate of 50 or 100 RPM per second. Remove the +12 volt or ground when the desired speed is obtained. The high idle engine speed can be adjusted in the On/Off Charge Protect mode. Perform the above procedure when in the On/Off Charge Protect mode and when it is at the elevated idle speed.

Once desired RPM is set, tape the gray wire to the wiring harness to prevent accidental speed changes if wire should make contact with a ground.

Note that the *Green Charge* speed mode is not manually adjustable.

5. Troubleshooting

5.1. *For new installations.* The throttle automatically checks to see if its software revision code supports the chassis. The DBT-LD throttle detects and stores the vehicle type during the first ignition turn-on after installation.

If the PARK LED is on solid and all other LEDs are off, either the throttle has not identified the vehicle, or the vehicle is not supported. Turn on the ignition and leave it on for at least two minutes. If the PARK LED is still on solid, the vehicle is not supported. If the throttle is not supported, go to InPower's web site (www.InPowerLLC.com) and look up your chassis in the Throttle Selector Guide to verify the required software revision.

5.2. Check all wiring and make sure all connectors are plugged in firmly.

5.3. Check the LED diagnostic indicators. Refer to the LED Diagnostic Indicator table or the flow chart (Section 6) to determine where the fault is. The chart shows the various combinations of status indicator states and what they indicate about the throttle operation. Note that each LED can be Off, On Solid, Blinking at a slow rate or Flashing at a fast rate.

If you are referring to the table, find the row of the chart that matches and look under the 'Throttle Operation' column to determine the fault condition. If you are referring to the flowchart, start where indicated and follow the paths corresponding to your answers to the various questions to determine the fault condition. We have provided both methods to aid both people who prefer tables and people who prefer a more visual approach.

6. LED Diagnostic Indicators

LED states:
 Off - LED off On - LED on solid
 Blink - LED flashing slowly Flash - LED flashing quickly

BUS	RPM	CHRG	PARK	PARK BRAKE	SERV BRAKE	V-SPEED	ACCEL	THROTTLE OPERATION	ENGINE RPM
OFF	OFF	OFF	OFF	OFF	OFF	OFF	OFF	Off, 12 V power not connected	unknown
Blink	OFF	OFF	OFF	OFF	OFF	OFF	OFF	Standby, waiting for communications	unknown
OFF	Blink	OFF	OFF	OFF	OFF	OFF	OFF	Standby, waiting on mode input	unknown
Blink	Blink	OFF	OFF	OFF	OFF	OFF	OFF	Standby, waiting on engine idle	OFF
Blink	Blink	Blink	ON	ON	ON	ON	ON	Standby, Techtool connected	ON
ON	Flash	OFF	ON	ON	ON	ON	ON	Preset 1 On, Chassis Ready Condition OK, RPM control message sent, waiting on vehicle response	Idle
ON	Flash	OFF	Flash	ON	ON	ON	ON	Preset 1 On, shifter not in Park	Idle
ON	Flash	OFF	ON	Flash	ON	ON	ON	Preset 1 On, park brake not set	Idle
ON	Flash	OFF	ON	ON	Flash	ON	ON	Preset 1 On, service brake not set	Idle
ON	Flash	OFF	ON	ON	ON	Flash	ON	Preset 1 On, vehicle speed greater than 3 MPH	Idle
ON	Flash	OFF	ON	ON	ON	ON	Flash	Preset 1 On, accelerator pressed	Idle
ON	OFF	Flash	ON	ON	ON	ON	ON	Charge mode/Preset 2 On, Chassis Ready Conditions OK, RPM control message sent, waiting on vehicle response	Idle
ON	OFF	Flash	Flash	ON	ON	ON	ON	Charge mode/Preset 2 On, shifter not in park	Idle
ON	OFF	Flash	ON	Flash	ON	ON	ON	Charge mode/Preset 2 On, park brake not set	Idle
ON	OFF	Flash	ON	ON	Flash	ON	ON	Charge mode/Preset 2 On, service brake pedal pressed	Idle
ON	OFF	Flash	ON	ON	ON	Flash	ON	Charge mode/Preset 2 On, vehicle speed greater than 3 MPH	Idle
ON	OFF	Flash	ON	ON	ON	ON	Flash	Charge mode/Preset 2 On, accelerator pressed	Idle
OFF	OFF	OFF	ON	OFF	OFF	OFF	OFF	Non-supported truck	unknown

START HERE
Are any lights on or blinking?

No lights on and/or blinking

On and/or Fast Blinking

Slow Blinking Only

Is the BUS LED slow blinking?

No, only RPM LED is slow blinking

Throttle is on Standby, waiting for mode input activation

Yes

Are any other LEDs slow blinking?

No

Throttle is on Standby, waiting for communications

Yes, BUS, RPM and CHRГ LEDs slow blinking

Throttle is on Standby, Techtool is connected

Yes, BUS and RPM LEDs slow blinking

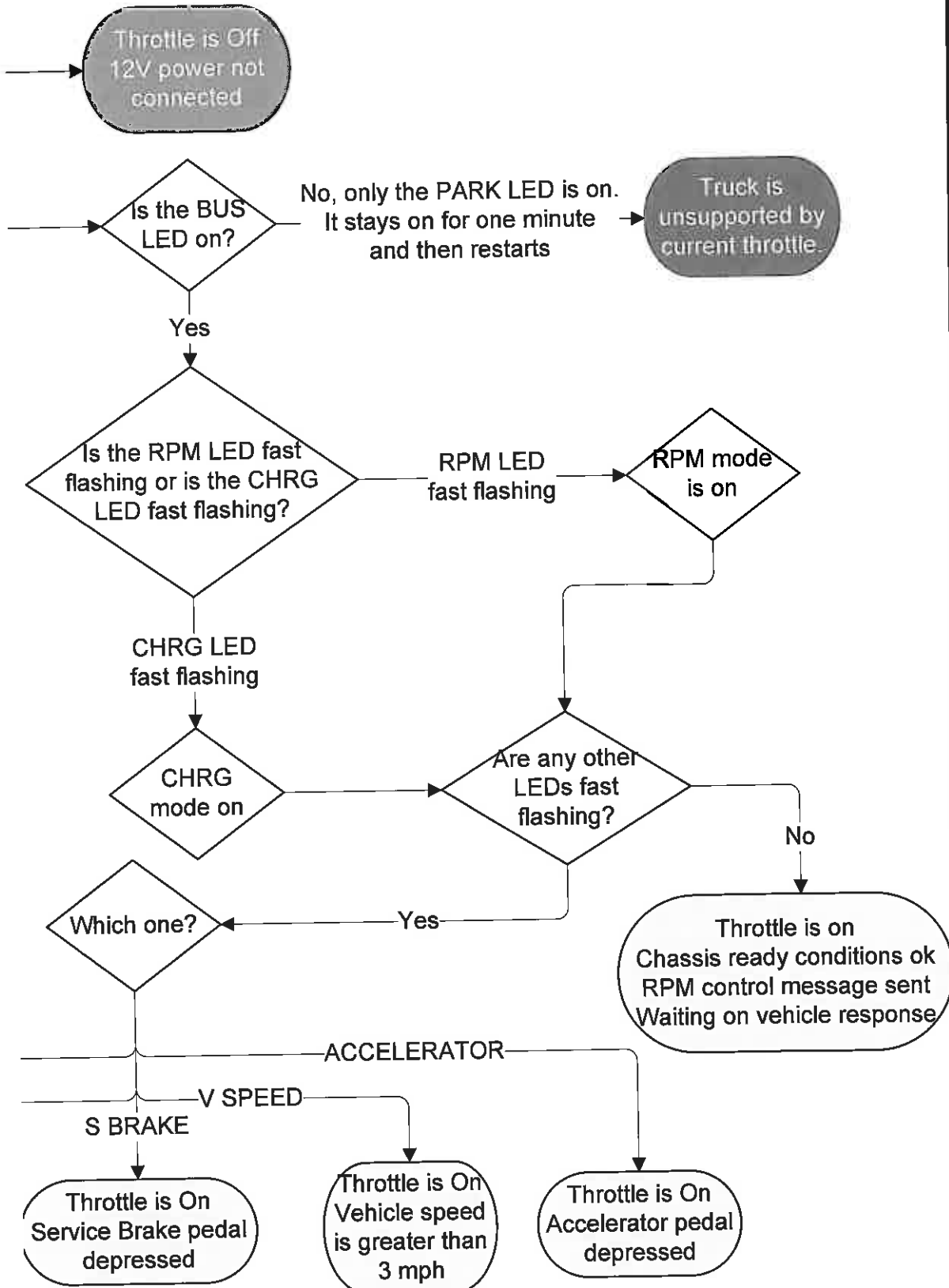
Throttle is on Standby, waiting on engine idle

PARK

PARK BRAKE

Throttle is On Shifter not in park

Throttle is On Park Brake not set



7. System Specifications

Module Inputs

Power Input:	+12 volts is sourced from Pin 7 on the OBD-II connector
RPM1 Input:	Ground to activate on Models DBT-LD-01 and DBT-LD-04 +12 Volts to activate on Models DBT-LD-02 and DBT-LD-03
RPM2 Input:	Ground to activate on Models DBT-LD-01 and DBT-LD-04 +12 Volts to activate on Models DBT-LD-02 and DBT-LD-03
Speed Adjust Input:	+12 volts to increase speed. Ground to decrease speed. The engine speed will change at a rate of 10 RPM per second.

Module Outputs

High Idle Active Output:	+12 volts @ 3 amps. Set when Chassis Ready Conditions are met, the mode input is activated, and the speed request was sent to the engine controller.
--------------------------	--

Engine RPM Ramp Rates:

Ford:	100 RPM per second
GM:	50 RPM per second

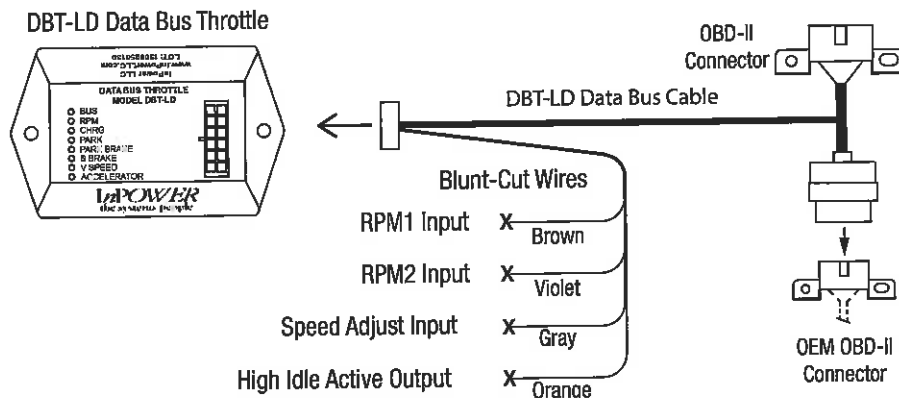
Mechanical

Dimensions:	3.165 x 1.94 x 0.798 inches
Weight:	0.046 lb
Operating Temp:	-40° C to +85° C

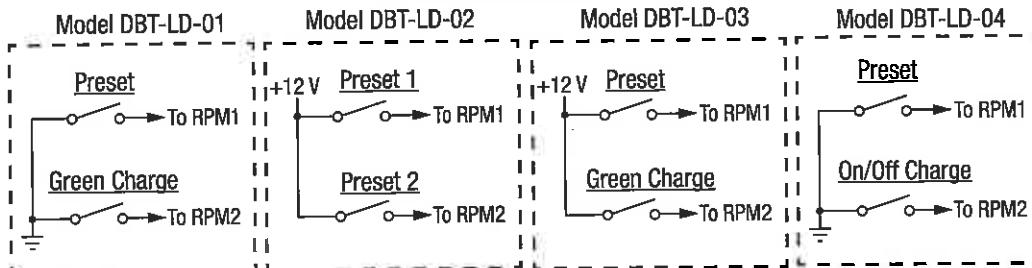
Factory Settings

Preset 1	1500 RPM	Green Charge Max	1500 RPM
Preset 2	900 RPM	On/Off Charge	1500 RPM

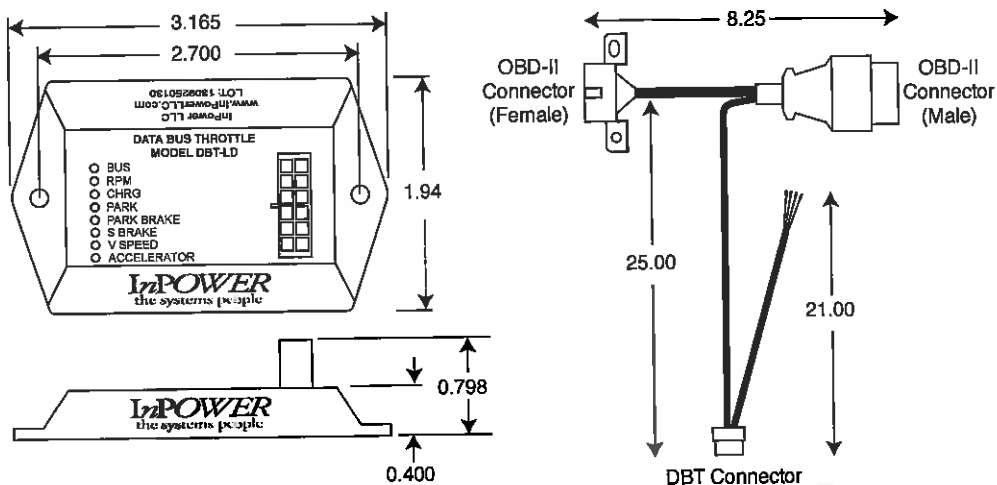
8. System Diagram



Customer Supplied Speed Mode Switches



9. Mechanical Drawing



All Dimensions in Inches

InPOWER
the systems people

© Copyright 2014 InPower LLC

DBT-LD Owner's Manual

Document: OM-174

Date: April 18, 2014

Version Code: B

Date: May 1, 2014

Contact Us

InPower LLC
8311 Green Meadows Drive
Lewis Center, Ohio 43035
740-548-0965
www.InPowerLLC.com

HIGH PERFORMANCE OPAQUE SERIES

Avery Graphic
Our Versa!

A8 Opaque

The proven high-performance industry standard for durability and workability. 90 colors to choose from.

DURABILITY: 8-years
CONFORMABILITY: rivets/corrugations, compound curves
PRINTABILITY: CAS, thermal transfer
ADHESIVE: permanent solvent
GLOSS: 90
TYPE: cast vinyl

NEW

EZ indicates that color is also available with EZ-Apply™ technology. Please visit www.signage.averygraphics.com for more information.

A9 Op

Simulations of Avery Graphic this film very 50-yard rolls.

White A8001-0 EZ	Imitation Gold A8250-0	Warm Red A8305-0	Periwinkle A8510-0	Aquamarine A8633-0
Matte White A8002-0	Parchment A8205-0	Tomato Red A8325-0 EZ	Copenhagen A8505-0	Real Teal A8615-0
Clear A8003-0	Almond A8210-0	Fire Red A8345-0	Dark Navy Blue A8597-0	Dark Aqua A8605-0
Matte Clear A8004-0	Beige A8220-0	Cardinal Red A8330-0 EZ	Dark Blue A8595-0	Seafoam Green A8603-0
Light Gray A8010-0	Dark Beige A8230-0	Dark Red A8350-0	Light Navy A8590-0	Spectra Everglade A8610-0
Palm Oyster A8020-C	Sandstone A8265-0	Apple Red A8365-0	Shadow Blue A8520-0	Spruce Green A8640-0
Light Ash A8025-	Buckskin A8270-0	Spectra Red A8380-0	Majestic Blue A8525-0	Teal A8620-0
Light Green A8030	Camel A8240-0	Burgundy A8370-0 EZ	Interstate Blue A8575-0	Dark Teal A8530-0
Medium Green A8035	Putty A8235-0	Burgundy Maroon A8380-0	Sapphire Blue A8580-0 EZ	Nautical Blue A8635-0
Periwinkle A8050	Butter A8105-0	Coral A8405-0	Vivid Blue A8570-0 EZ	Dark Navy A8650-0
Dark Blue A8060	Canary Yellow A8120-0 EZ	Light Magenta A8410-0	Intense Blue A8565-0	Vibrant Green A8655-0
Medium Marine A8070	Medium Yellow A8130-0	Blossom A8415-0	Medium Blue A8555-0	Apple Green A8660-0
Battle Blue A8080	Sunflower A8140-0	Magenta A8430-0	Olympic Blue A8530-0 EZ	Kelly Green A8670-0
Matte Black A8090	Dark Yellow A8150-0	Raspberry A8435-0	Light Blue A8540-0	Bright Green A8675-0
Black A8100	Apricot A8155-0	Plum A8440-0	Peacock Blue A8545-0	Forest Green A8685-0 EZ
Black A8110	Orange A8160-0	Deep Purple A8450-0	Powder Blue A8550-0	Deep Green A8690-0
Black A8120	Bright Orange A8180-0	Purple A8465-0	Butterfly Blue A8552-0	Dark Green A8693-0
Teal A8130	Tangerine A8315-0	Lavender A8475-0	Cadet Blue A8515-0	Polo Green A8695-0



Available in white cast films are the industry standard and our 20 years of experience mean quality and service you can count on.

A9 Opaque PANTONE® Colors

Simulations of PANTONE's most specified opaque colors. Avery Graphics Place-Rite™ repositionable adhesive makes this film very easy to apply. Available in splice-free 10- and 50-yard rolls.

DURABILITY: up to 9-years
CONFORMABILITY: rivets/corrugations, compound curves
PRINTABILITY: CAS, thermal transfer
ADHESIVE: white pigmented Place-Rite™ repositionable adhesive
GLOSS: 90
TYPE: cast vinyl

**A9 OPAQUE NOW
 THE SAME PRICE
 AS A8 OPAQUE**

NEW White PANTONE® A9001-0 ■ ○	Dandelion PANTONE® 123 C A9117-0 ■	PANTONE® Process Cyan C A9583-0 ■ +
PANTONE® Warm Gray 1 C A9021-0 ■	Sunshine PANTONE® 116 C A9114-0 ■ ✕	Blue Jay PANTONE® 299 C A9577-0 ■ +
PANTONE® Warm Gray 2 C A9022-0 ■	PANTONE® Orange 021 C A9169-0 ■ ✕	Wave Blue PANTONE® 285 C A9526-0 ■ +
PANTONE® Cool Gray 1 C A9061-0 ■	PANTONE® Warm Red C A9323-0 ■ ✕	Tropical Blue PANTONE® 279 C A9503-0 ■ +
PANTONE® Cool Gray 4 C A9064-0 ■	Firecracker PANTONE® 485 C A9321-0 ■ ✕	Bayshore PANTONE® 292 C A9557-0 ■ +
PANTONE® Cool Gray 5 C A9066-0 ■	NEW Holiday Red PANTONE® 1797 C A9305-0 ■ +	Lakeview PANTONE® 297 C A9576-0 ■ +
Winter Sky PANTONE® 427 C A9011-0 ■	PANTONE® Red 032 C A9306-0 ■ ✕	Baby Blue PANTONE® 277 C A9502-0 ■ +
Granite PANTONE® 429 C A9012-0 ■	Salsa PANTONE® 185 C A9307-0 ■ ✕	Pale Blue PANTONE® 290 C A9556-0 ■ +
Silver Shimmer PANTONE® 877 C A9069-0 ■ ✕	NEW Cranberry PANTONE® 194 C A9335-0 ■ +	Wildflower PANTONE® 304 C A9581-0 ■ +
PANTONE® Process Black C A9081-0 ■	PANTONE® Rubine Red C A9347-0 ■ ✕	Aqua PANTONE® 333 C A9616-0 ■ +
Dark Taupe PANTONE® 465 C A9252-0 ■ +	PANTONE® Process Magenta C A9411-0 ■ ✕	PANTONE® Green C A9642-0 ■ +
Navajo Beige PANTONE® 468 C A9255-0 ■ +	PANTONE® Violet C A9413-0 ■ ✕	Jungle Green PANTONE® 375 C A9634-0 ■ +
Vanilla PANTONE® 155 C A9251-0 ■ +	PANTONE® Reflex Blue C A9579-0 ■ +	Clover Green PANTONE® 354 C A9626-0 ■ +
Pastel Yellow PANTONE® 100 C A9112-0 ■ ✕	PANTONE® Blue 072 C A9501-0 ■ +	Fern Green PANTONE® 347 C A9617-0 ■ +
PANTONE® Process Yellow C A9106-0 ■ ✕	Midnight Blue PANTONE® 286 C A9528-0 ■ +	
PANTONE® Yellow C A9107-0 ■ ✕	Slate Blue PANTONE® 293 C A9559-0 ■ +	
PANTONE® Yellow 012 C A9111-0 ■ ✕	Peacock PANTONE® 300 C A9578-0 ■ +	

Within the boundaries of simulating Pantone's bright high chroma colors, A9 Opaque PANTONE Colors have been formulated for maximum opacity. Slight color changes may result from applying over very dark substrates.

Certain PANTONE-identified colors may vary from the PANTONE Color Standards due to end-use technical specifications or limitations in the color capability of this material. The displayed colors are simulations of the identified PANTONE Colors. Refer to current PANTONE MATCHING SYSTEM™ Publications to view PANTONE Color Standards. PANTONE™ and other Pantone, Inc., trademarks are the property of Pantone, Inc. Portlans



HIGH PERFORMANCE OPAQUE FILMS

METALLIC SPECIALTY & DIGITAL FILMS

REFLECTIVE & TRANSPARENT FILMS

TRANSIT BUS DOOR



2015 FORD TRANSIT

The Ford Transit is an ideal shuttle vehicle with its superior people moving capabilities and low operating costs. That's why Mobility Transportation Services designed a dual-door passenger entry to allow easy access in and out of the vehicle.

- Save money on upfit and fuel economy over traditional cutaway buses
- Compared with the E-Series, the Transit offers higher fuel economy
- More easily serviceable than traditional cutaways
- Optional remote operation for quick and easy operation from the driver seat or outside the vehicle
- All floor plans also available with standard Ford sliding door
- The Transit and conversion is made in the USA!
- Mobility Transportation Services also offers ADA-accessible wheelchair lifts and wheelchair securement



MOBILITY

TRANSPORTATION SERVICES



MOBILITY OPTIONS

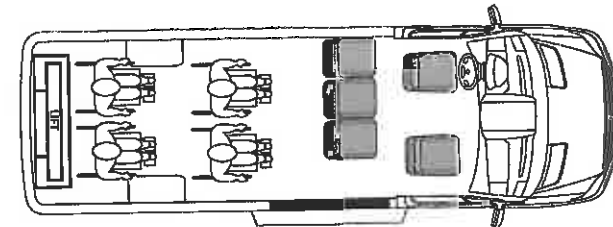
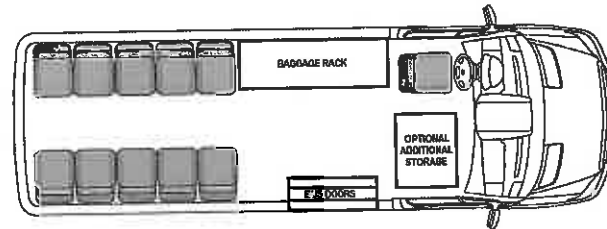
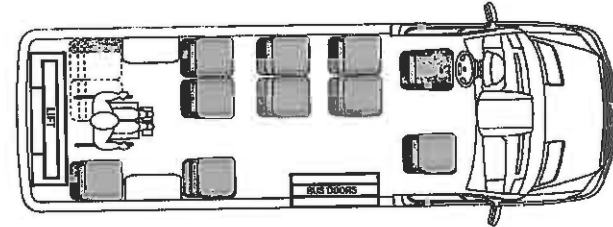
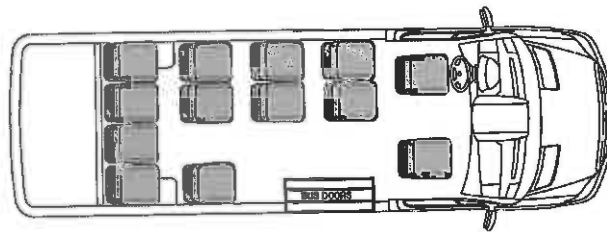
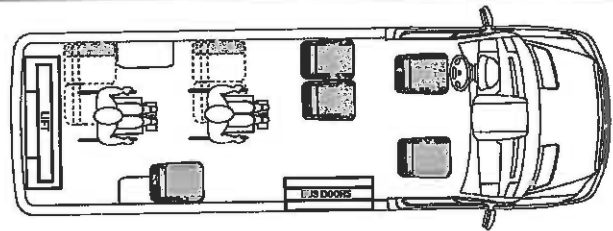
Make your Ford Transit ADA-compliant

- Rear and side entry wheelchair lifts
- Wheelchair tracks and securement
- Multiple seating and wheelchair configurations available

MULTIPLE CONFIGURATIONS

Shuttle and Paratransit


Mobility Transportation Services offers a variety of seating configurations to customize the Ford Transit to meet your transportation needs.



About Mobility Transportation Services

Founded in 1992, Mobility Transportation Services of Canton, Michigan provides ADA wheelchair lift vans, Commercial passenger vans, Custom adaptations, and other services to over 360 corporations in 50 states and Guam.





SAFER BOARDING

Since 1991, Warm Welcome® low voltage step heaters have been used throughout North America in major city transit systems that provide services in cold weather. These same snow-melting heaters have been installed on airport shuttles, school buses, passenger trains, and even on off-shore oil platforms in the North Sea.



You'll find Warm Welcome® low voltage step heaters from NYC to Toronto, Toledo to Washington DC, Cleveland to Spokane and many more metropolitan areas.

With a thin profile and zero moving parts WARM WELCOME® Step heaters can easily be installed (at the factory or retrofitted to existing vehicles) beneath the treads of any size steps or lifts. Each one is pre-wired for quick and easy installation. The step treads are environmentally friendly replacing corrosive salts and potentially damaging de-icing chemical to preserve the steps of your vehicles and save on maintenance.

The Bottom Line: Your commercial vehicles will be safer for boarding and debarking, so your passengers won't be concerned about snow or ice covered steps.

When safety matters, depend on our time-saving, proven solution to give your passengers a safer, more welcoming ride. To speak with one of our engineers call (888) 437-3003 or email any time.



WARM WELCOME® – HELPING YOU

WATCH EVERY STEP

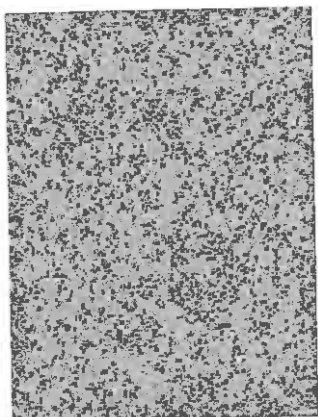
DESCRIPTION

Backing		NT
Thickness		2.25 ± 0.15 mm 0.088 ± 0.006"
Weight		2.20 ± 0.15 kg/m ² 4.05 lb/Sq.Yd
Roll width		200 cm 6.56'
Roll length		24 lm 78.72'

PERFORMANCE

Dimensional stability	ASTM D 1204	≤ 0.3 %
Abrasion resistance	ISO 9352 TABER TEST	300 ± 50 mg 0.01 ± 0.002 oz
Indentation resistance	EN 433	≤ 0.2 mm < 0.008"
Low temperature resistance	D 42 1235 A	- 20°C / -4°F
Sound Damping Characteristics	ISO 717/2	ΔI = 5 dB
Color fastness	ASTM D 4459	≥ 7
Slip resistance	ASTM D 2047	> 0.6
Fire resistance	FMVSS 302 (ISO 3795/76)	Conform
	Docket 90a (ASTM E648) (NFPA 253)	Class 1 (CRF > 0.45 W/cm ²)
Resistance to chemicals	EN 423	Unaffected by diluted acids and bases Unaffected by domestic products (excluding solvents for plasticized PVC)

SIRIUS



NT

6768 Griffon



NT

6782 Dune



NT

6451 Corsaire



NT

6727 Anthracite



NT

6801 Graphite

APOLLO



MK

NT

4776 Masan



MK

NT

4479 Kilimanjaro



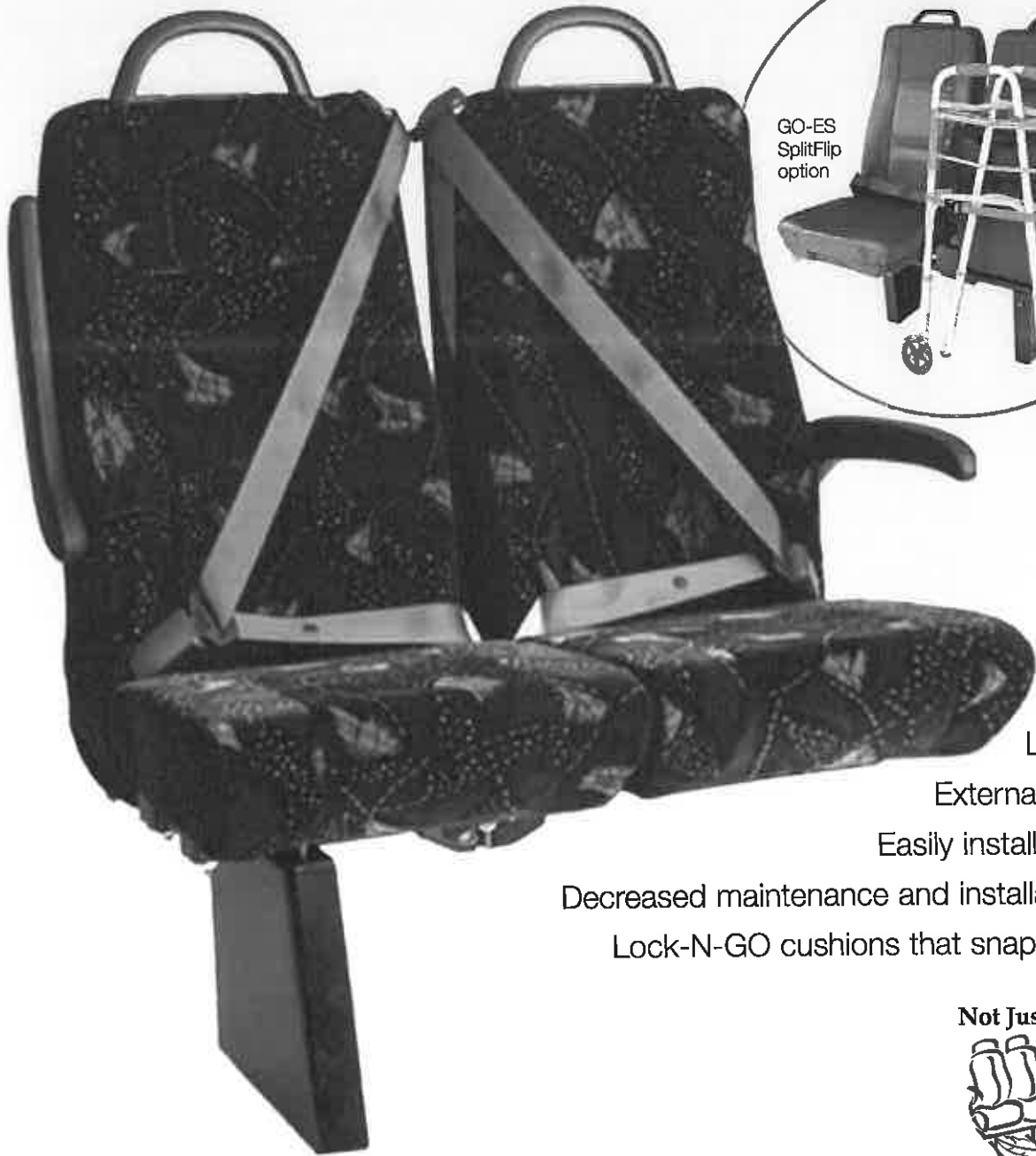
MK

NT

4517 Fuji

GO-ES SEAT

SLIM • LIGHTWEIGHT • USER FRIENDLY



GO-ES
SplitFlip
option

- Lightweight
- External 3PT belts
- Easily installed options
- Decreased maintenance and installation costs
- Lock-N-GO cushions that snap in and out

Not Just Seats



Seating Solutions™

FREEDMAN
SEATING COMPANY

GO-ES SEAT

The Freedman GO ES-SEAT is designed for flexibility to accommodate your passengers' growing needs. Options are modular and can be installed at any time.



Features

- External 3PT belts
- Lightweight
- Modular options installed in-vehicle
- Decreased maintenance and installation costs
- Lock-N-GO cushions that snap in and out

All seats available in single and double variations.



Options

- Offered in rigid, foldaway and flip seat variations
- 16", 17½", and 19" widths
- Your choice of vinyl or cloth
- External 3PT belts
- USR belts
- Molded grab handle
- Sanitized™ antimicrobial grab handle
- US arms
- CRS 225 hooks and tether
- Mesh map pocket
- 12V, 110V and USB outlets

Not Just Seats



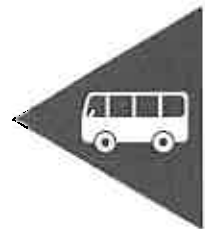
Seating Solutions™

FREEDMAN
SEATING COMPANY

4545 W. Augusta Blvd., Chicago, IL 60651
(773)524-2440 (800)443-4540 Fax (773)252-7450
WWW.FREEDMANSEATING.COM
e-mail: sales@freedmanseating.com
ISO 9001:2008 registered

We are constantly updating and improving our seats; therefore we reserve the right to change or modify specifications or materials without notice. All Freedman Seating Company seats meet or exceed FMVS standards.

GO-ES SEAT



The new **Go-ES Foldaway Seat** is the slimmest, lightest, and most customizable foldaway on the market. Designed with your customers in mind, this seat is delivered "option-ready" for easy maintenance and accessorizing in the field. Whether creating space for a wheelchair passenger, or making room for luggage, Freedman's Go-ES Foldaway will exceed your needs.



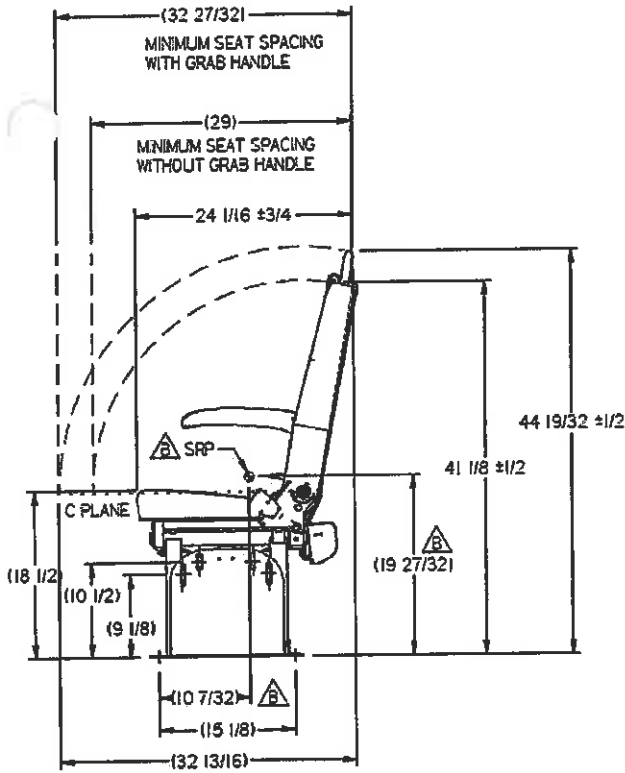
Lightweight
External 3PT belts
Easily installed options
Decreased maintenance and installation costs
Lock-N-GO cushions that snap in and out

FOLDAWAY

FREEDMAN
SEATING COMPANY

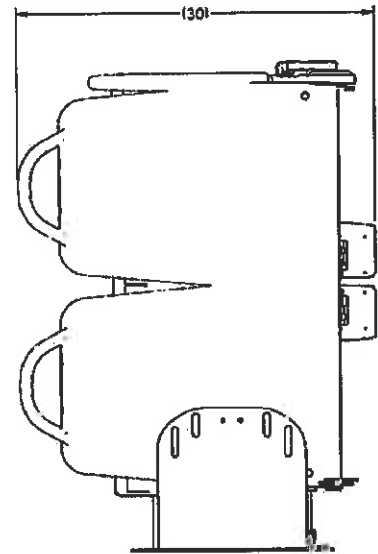
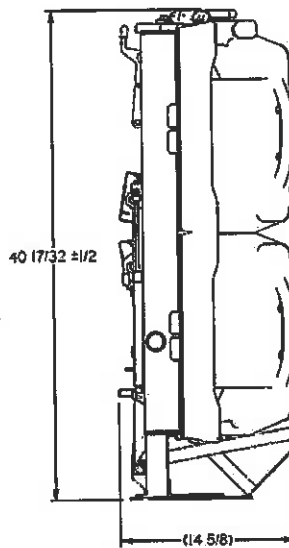
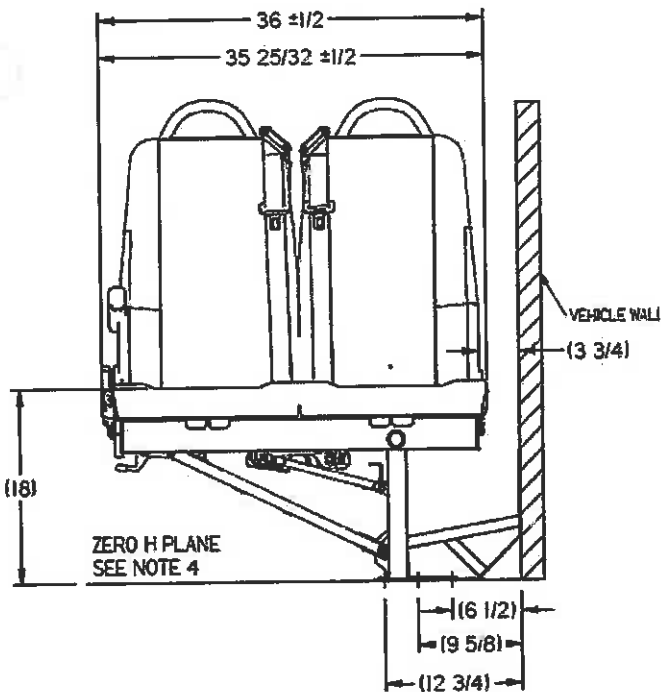
GO-ES SEAT

The Freedman GO ES-SEAT is designed for flexibility to accommodate your passengers' growing needs. Options are modular and can be installed at any time.



OPTIONS

- Offered in rigid, foldaway and flip seat variations
- 16", 17 1/2", and 19" widths
- Your choice of vinyl or cloth
- External 3PT belts
- USR belts
- Molded grab handle
- Sanitized™ antimicrobial grab handle
- US arms
- CRS 225 hooks and tether
- Mesh map pocket
- 12V, 110V and USB outlets



Not Just Seats



Seating Solutions™



We are constantly updating and improving our seats; therefore we reserve the right to change or modify specifications or materials without notice. All Freedman Seating Company seats meet or exceed FMVS standards.



4545 W. Augusta Blvd., Chicago, IL 60651
 (773)524-2440 (800)443-4540 Fax (773)252-7450
 WWW.FREEDMANSEATING.COM
 e-mail: sales@freedmanseating.com
 ISO 9001:2008 registered



4545 W. Augusta Blvd
Chicago, Illinois 60651
Tel: (773) 524-2440
FAX: (773) 252-7450

Limited Warranty

WARRANTY:

Freedman Seating warrants to the original buyer that its seats are free from defects in material and workmanship for the following components:

Metal, plastic and foam Components – Two (2) years

Moving Components – Two (2) years

Upholstery – Two (2) years

Warranty period begins at time of installation

NON-PRORATED REPLACEMENT:

In the event that a warranty-covered failure should occur within the warranty period, Freedman Seating will repair or replace the seat without charge and without prorating, at Freedman Seating's option. This is the sole and exclusive remedy for breach of any warranty. Any replacement seat or part is only covered by this warranty for the remainder of warranty period applicable to the original seat.

EXCLUSIONS:

This warranty specifically excludes foam, upholstery material, belts, and items exposed to normal wear and tear such as metal finish and paint and does not apply to any seat that is damaged as result of accident, derailment, improper installation, structural defects, intentional damage, abuse, vandalism, negligence, misuse, improper operating conditions, or extreme natural phenomena. Seats exposed to toxic or corrosive materials are excluded from this warranty. This warranty is provided directly to the purchaser only and does not extend to any subsequent party and is solely for the Freedman Seating product as it is originally manufactured.

INCIDENTAL, CONSEQUENTIAL DAMAGES, & LIMITATIONS:

This warranty shall be in lieu of any other warranty, expressed warranty, expressed or implied, including but not limited to any implied warranty of merchantability or fitness for a particular purpose. The purchaser's sole and exclusive remedy against Freedman Seating shall be for the repair and replacement of the defective product as provided herein. No other remedy; including but not limited to incidental or consequential damages for lost profits, lost sales, injury to person or property, shipping, freight, installation, removal, or any other incidental or consequential loss shall be available to the purchaser.

NOTIFICATION:

All reports, claims, or notices required by the warranty to be provided to Freedman Seating must be in writing and delivered to: Attention – Freedman Seating Warranty Claim Department, 4545 W. Augusta, Blvd. Chicago, IL 60651, or by fax to (773) 252-7450. Parts being claimed for warranty must be sent to Freedman Seating for prior approval and warranty acceptance before any warranty claims can be made.

INSPECTION AND VERIFICATION:


The owner must provide access to the failed seat so that Freedman Seating's authorized representative can perform an on-site inspection. Alternatively, Freedman Seating may ask the owner to ship the failed seat to Freedman Seating's laboratory for inspection. Within 30 days of the inspection, either on-site or in the laboratory, Freedman Seating will render an opinion as to whether or not the claimed failure is covered by the warranty.

DESIGN:

Freedman Seating reserves the right to modify parts and design specifications without notice as long as the seats meet general specifications, unless otherwise committed per contract. In case further non-conforming changes have to be incorporated, Freedman Seating will submit such changes to customer for prior approval.

FREEDMAN SEATING COMPANY

Medallion Vinyls



SPECIFICATIONS & CLEANING INSTRUCTIONS:

ABRASION: 30,000 double rubs

One of the best selling fabrics

Anti-Microbial/Bacterial

Water repellent

Download the CMI vinyl cleaning guide above.

© 2016 Freedman Seating Company

4545 West Augusta Boulevard

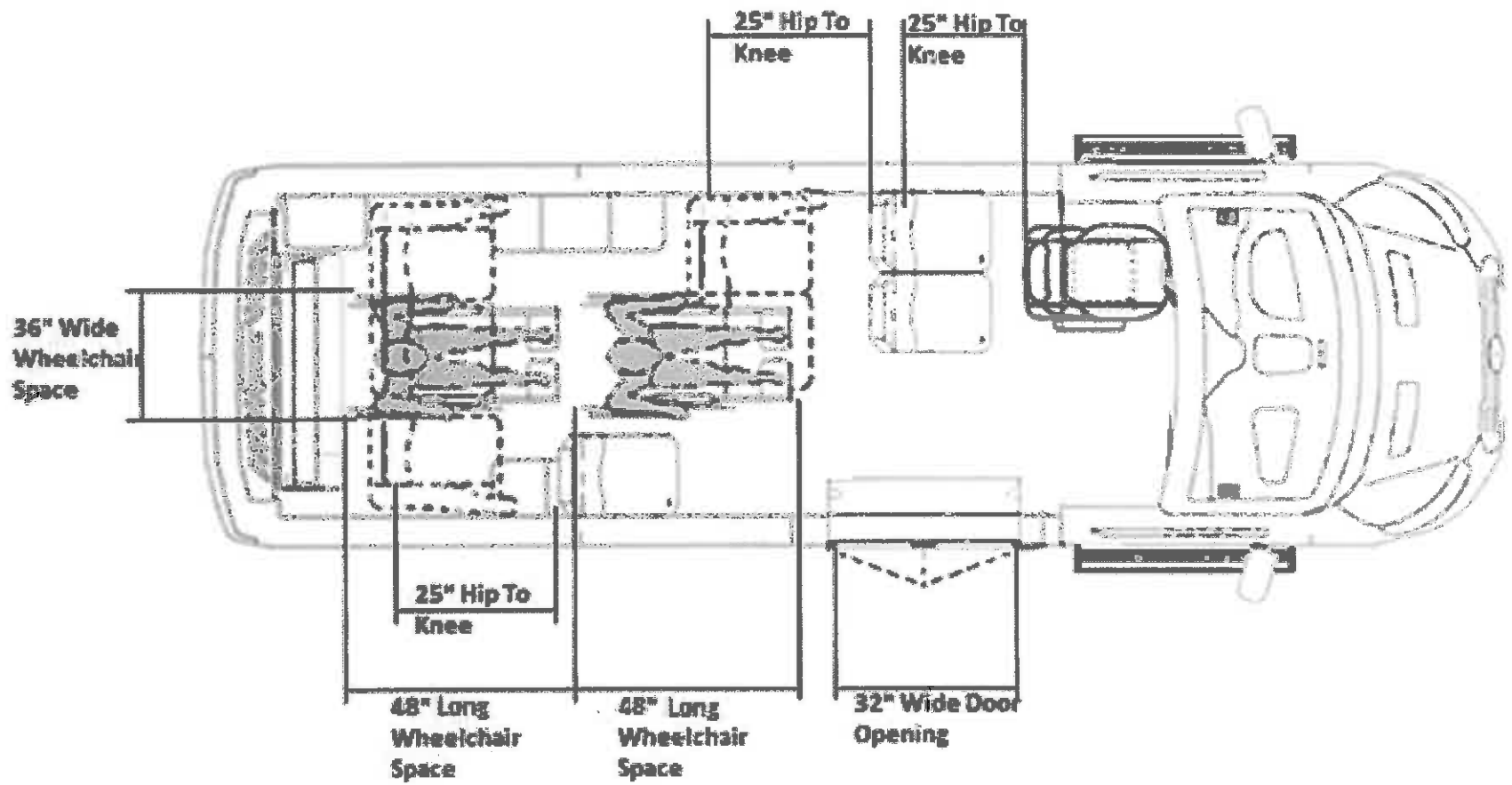
Chicago, IL 60631

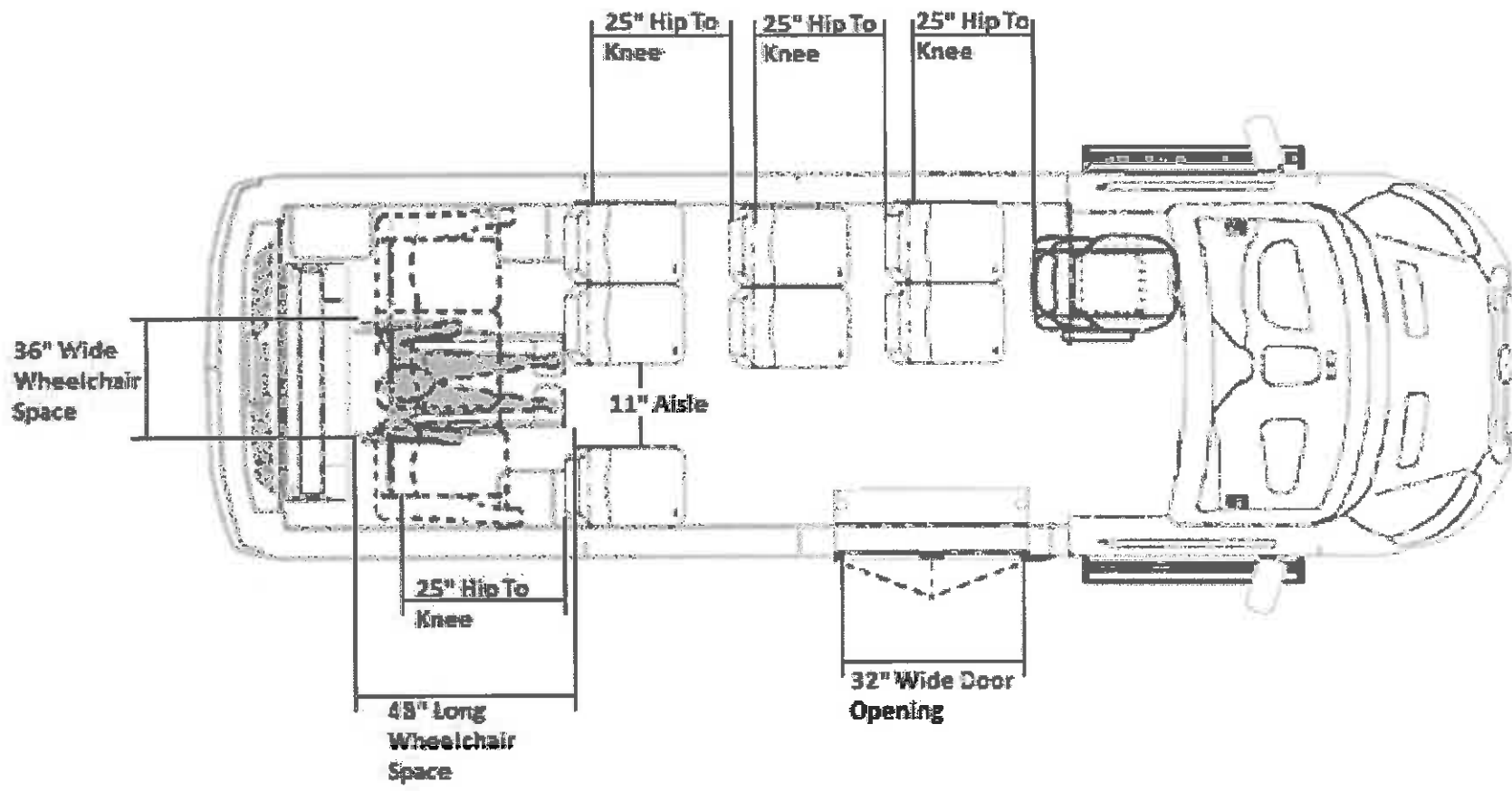
AN ISO 9001:2008 CERTIFIED COMPANY

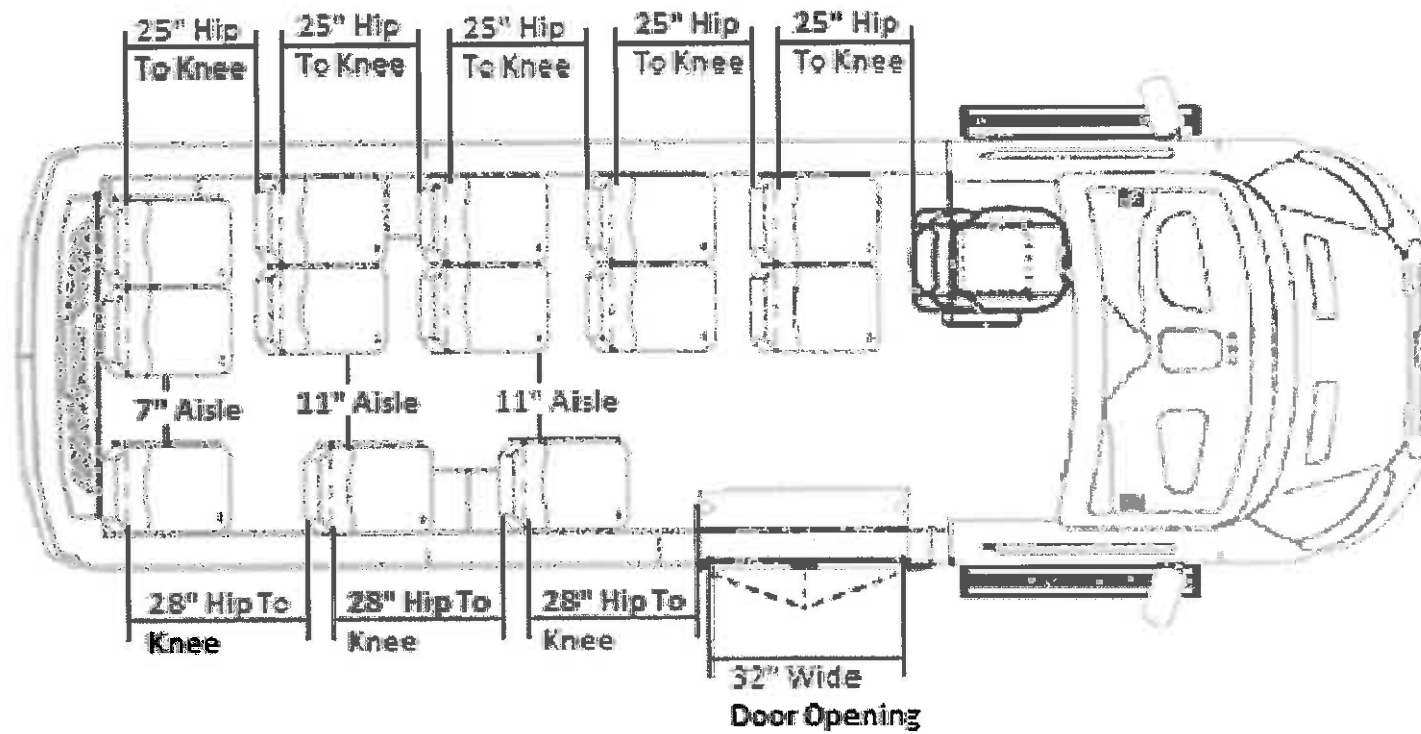
PHONE: 800-440-4040

FAX: 773-262-7950

EMAIL: info@freedmanseating.com









▶ SMART Hatch



The SMART Hatch for a SMART fit

SMART is an emergency and ventilation roof hatch designed to meet all demands of the North American bus market segments. SMART is fully compatible with existing roof hatch openings so no adjustments are necessary in the bus roof when installing or replacing your existing roof hatch with the SMART hatch.



THE QRT

The QRT™ Retractable Secureme

The QRT™ Systems are Time Savers...
They are the Quickest Passenger
Hook-up in the Industry

Q-8100-A1 QRT Deluxe System

A complete wheelchair and occupant securement system. The Q-8100-A1 will meet and exceed your expectations for speed, endurance and ease of use. The system includes 4-QRT deluxe automatic heavy duty tie down retractors providing automatic tensioning and adjustment; the all new adjustable and retractable lap/shoulder belt combo with height adjuster and connector brackets.

Meets all SAE J2249, ISO 10542 and ADA requirements.
Crash tested at 30 mph/50 kph.

FEATURES

- Heavy duty automatic retractors for tie down belts
- Steel dual tensioning knobs on all retracting tie downs
- Hard cover case to protect belts not in use
- Self-tensioning tie down belts are interchangeable (front, back, left or right)
- Quick and easy "J" style speed hooks
- Easy to use red tension release levers
- *Retractable height adjuster is also an option, please ask for details.

Q-8100-A QRT Deluxe System

As Q-8100-A1 but with a fixed lap/shoulder belt. (Q8-6325-A)

Check Hardware Options list to select your mounting hardware.

Q-8200-A1 QRT Standard System

The Q-8200-A1 is a well designed complete wheelchair and occupant securement system. The QRT includes 4 QRT retractors, a retractable and adjustable lap/shoulder belt combo with height adjuster and connector brackets.

Meets all SAE J2249, ISO 10542 and ADA requirements.
Crash tested at 30 mph/50 kph.


FEATURES

- Single tensioning knobs
- Interchangeable belts, (front, back, left or right)
- Self tensioning tie downs
- "J" style Speed hook
- Red release lever
- *Retractable height adjuster is also an option, please ask for details.

Q-8200-A QRT Standard System

As Q-8200-A1 but with a fixed lap/shoulder belt. (Q8-6325-A)

Check Hardware Options list to select your mounting hardware.





2009 Public Use Application Guide • Volume 10 • Issue 1 • 1-1-09



•••••
NL2 MILLENNIUM-2 SERIES™
•••••

NL2 Millennium-2 Series™ Features



- fully automatic NHTSA compliant lift, operated by an attendant
- loading position - either direction
- interfaces with OEM interlocks
- lift mounted lights - platform illuminated as it deploys
- hand control with illuminated functions
- locking mechanical Inboard Barrier (IB), powder coated yellow for safety and high visibility, prevents movement if occupied
- pump design prevents platform folding when occupied, quiet operation and low current draw
- durable redesigned baseplate reduces lift weight and allows for quicker and easier service of hose/wiring
- easily installed, step-by-step installation instructions, no peripheral hardware required
- visual and audible warning provides notification of unsafe conditions
- hydraulic outer barrier that will be in the fully up position before the platform leaves the ground, has durable rubber nose guard and is powder coated yellow for safety and high visibility
- parallel arms lift with hydraulic cylinders
- side or rear door application
- two platform widths available
- dual handrails for security and convenience
- bridging feature permits the wheelchair user to board the lift from sidewalks or inclines
- floor to ground travel is 48"
- lifting capacity is 800 lbs
- integrated back-up pump
- equipped with an adjustable anti-rattle feature to avoid unpleasant noise in the vehicle during transit
- durable high-gloss powder coated finish
- Lift-Tite system stows the lift platform securely while the vehicle is in transit
- pump module with removable cover offers easy access to all components

NL2 Millennium-2 Series™ Models

NL916IB-2 & NL916FIB-2

NHTSA Compliant Usable Platform: 30" x 51"

NL917IB-2 & NL917FIB-2

NHTSA Compliant Usable Platform: 33" x 51"

NL919IB-2 & NL919FIB-2

NHTSA Compliant Usable Platform: 34" x 51"

NL917IB3751-2 & NL917FIB3751-2

NHTSA Compliant Usable Platform: 37" x 51"

General Function: Electrohydraulic, power up/gravity down operation

Operation: Hydraulic pump with two lifting cylinders

Control: hand-held control box

Hydraulic: Pressure Max. 2,495 psi, Fluid is Univis HVI 26, oil reservoir is .33 gal

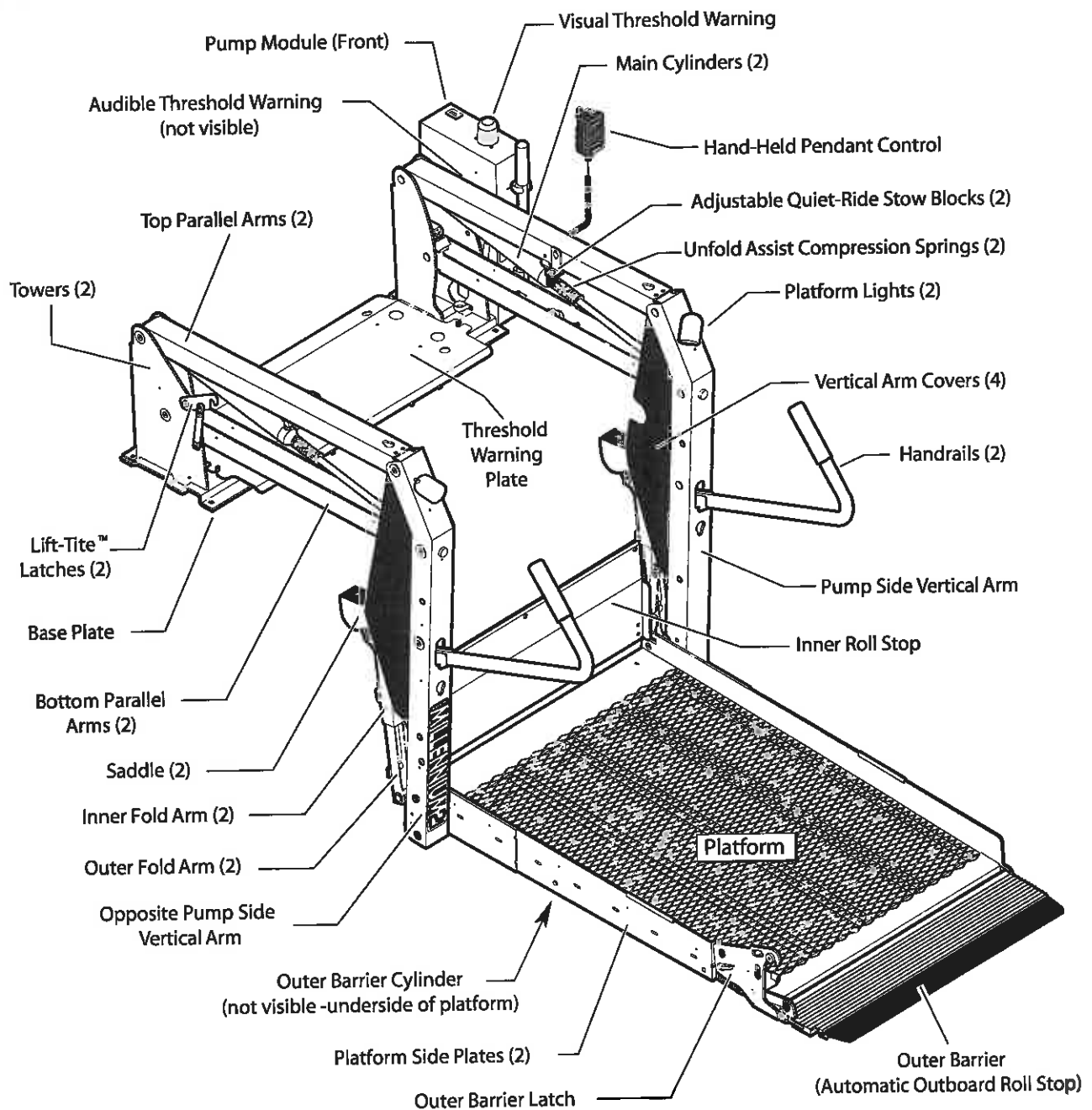
Construction: Steel structure with powder coat finish

Operating Temperature: 0°F to 140°F

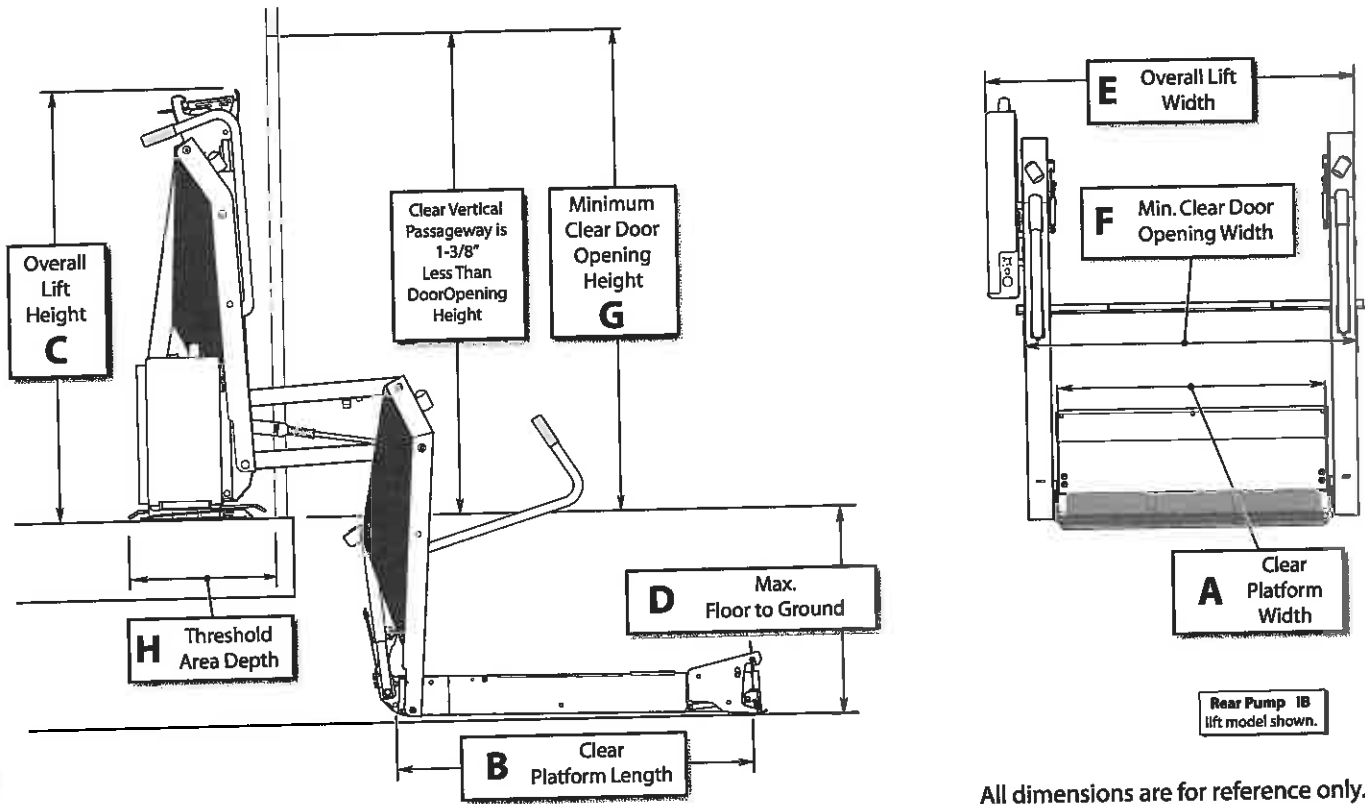
Power Supply: 12VDC

Current Consumption: Max. 70A (12V)

F = Front Pump IB = Inboard Barrier For a front-mounted pump assembly, add "F" to the model number when ordering (example: NL917FIB-2).



NL2 Millennium-2 Series™ Dimensions



All dimensions are for reference only.

NL2 • Millennium-2 Series*			A	B	C	D	E	F	G	H
Lift Model Number	Lift Weight lbs	Lifting Capacity lbs	Clear Platform Width	Clear Platform Length	Overall Lift Height	Max. Floor to Ground	Overall Lift Width	Min. Clear Door Opening Width	Min. Clear Door Opening Height	Threshold Area Depth
NL916IB-2 / NL916FIB-2	317	800	30"	51"	56.25"	48"	42.25"	39"	57.375"	18"
NL917IB-2 / NL917FIB-2	356	800	33"	51"	56.25"	48"	45.25"	42"	57.375"	18"
NL919IB-2 / NL919FIB-2	369	800	34"	51"	56.25"	48"	46.25"	43"	57.375"	18"
NL917IB3751-2 / NL917FIB3751-2	408	800	37"	51"	56.25"	48"	49.25"	46"	57.375"	18"


NHTSA Interlock Kit Options



* Plug & Play Kits are used in conjunction with Interlock Kits

- 34467 GM Public Use Interlock Kit - 2008 & Newer
- 32542 GM Public Use Interlock Kit - 2001 to 2007 Vans
- 32543 GM Plug & Play Kit* - 2001 & 2002 Vans
- 32539-09 Ford Public Use Interlock Kit - 2009 Vans
- 32539 Ford Public Use Interlock Kit - 2004 to 2008 Vans
- 32540 Ford Plug & Play Kit* - 2004-2008 with Trans Code A or F, 2004-2006 Code Q
- 33678 Ford Plug & Play Kit* - 2007 to 2008 with Trans Code Q
- 33303 Sprinter Public Use Interlock Kit - 2006 Only
- 32545 Universal Public Use Interlock Kit

NHTSA Installation Kits




	<u>Side Door</u>	<u>Std. Length Rear Door</u>	<u>Ext. Length Rear Door</u>
Ford	30956K	30957K	30970K
GM	30958K	30959K	30981K
Sprinter (up to 2006)	28763K	31407K	
Sprinter (2007 to 2008)	34474KS	34120KS	

Van Mounting Kits contain floor reinforcements for 403/404 compliance.
Use NL916-2 models only for 2006 and older Sprinter side door.


NL2 Millennium-2 Series™ Accessories



23708A913
"Full Curtain"
Lift Cover



33673NK
Padding Kit
NL2 Series



24882A
25977A
28757A
24882ARD

Reflective Tape Kit for Platform Sideplates
High-Conspicuity Reflective 3-M Tape Kit
3" Black & Yellow Reflective Tape Kit (FL)
Red & White Reflective Tape Kit (AL)



31579KS
Handrail
Restraint



33659KS
Replacement
Hand-Held
Control



32799K

Upper Tower Support Kit



CHEVY/GMC

19395A96

Rear Bumper Replacement Kit for 1996 & Up

DODGE

16327A

Rear Bumper Replacement Kit for 1994-1997

16327A98

Rear Bumper Replacement Kit for 1998 & Up

FORD

NOTE: When ordering 2001 and newer Ford Econoline and Club Wagon Chassis, use order code #762 to receive the painted rear bumper instead of the standard step bumper.

NL2 Millennium-2 Series™ Specifications

COMMERCIAL WHEELCHAIR LIFT SPECIFICATIONS - IN COMPLIANCE WITH United States Department of Transportation Rules and Regulations 49CFR, Part 38. FROM THE AMERICANS WITH DISABILITIES ACT OF 1990 and NHTSA Rule 403 (2004)

"Provided to make your spec writing easier."

The wheelchair lift is compliant with Federal Motor Vehicle Safety Standard 403 for platform lift systems for motor vehicles. The lift shall have been tested to a minimum static load of 2400#. The lift shall have 800# rated lifting capacity. The base plate shall be a corrugated designed member to provide rigidity to minimize lift deflection when placed under load.

The power supply shall be a 12 volt electro-hydraulic system operating two single-acting cylinders. The hydraulic power pack system shall be of modular design allowing for easy removal and field replacement, if needed. The operation of the unit shall provide a smooth, jerk-free ride in both up and down directions. The power operation of the hydraulic cylinders shall be of a pull-type design for smooth lifting operation and improved synchronous arm movement. The pivot pins in the trunnion (knuckle) of the pivot arms shall be of stationary design. The hydraulic system shall be regulated by two separate relief valves, one of which is designed to prevent accidental stowing when occupied.

The hand control for lift operation shall be of a one-hand operation design made of durable plastic. The hand control will provide user with illuminated functions. The hand control cable shall be coiled with quick-change connections for ease of maintenance or field change.

A manual back-up system shall be provided to ensure operation of the lift in case of electrical failure. The backup system shall provide a reliable means of manually raising and lowering the lift while occupied. The back-up system shall fold and unfold the platform. The back-up pump shall be integrated with the hydraulic power pack system such that no hydraulic lines or fittings are required.

The platform shall be of steel construction and the surface shall be of see-through grating allowing for improved visibility and safer use in inclement weather. The platform shall have a minimum usable wheelchair passageway width of 33 inches and a minimum usable length of 51 inches requiring a 57 inch vertical clear door opening. The sides of the platform shall be a minimum of 2-1/2 inches high.

The platform shall be automatically folded and unfolded and fully automatic in operation. The platform shall allow both inboard and outboard facing of wheelchair and mobility aid users. The platform entrance ramp shall be extruded aluminum for weight savings, have a rubber leading edge and raised ribs for traction. The outer barrier shall be hydraulically activated, and must be in the vertical (deployed) position prior to platform movement. The outer barrier must not raise if occupied with 25 lbs. The outer barrier shall be the sole outboard wheelchair retention device and shall be interlocked and comply with the FMVSS 403 requirements. Dual handrails shall be provided to add security and convenience. These handrails shall be 1-1/4 inch minimum diameter, minimum 30 inches in height, minimum of 8 inches in length, and withstand a 100# force in any direction (including vertical) without permanent deformation. The lift must have a fail safe system to prevent stowing if solenoid welds. The platform shall have "built in" lighting to meet 404 platform lighting requirements with no auxiliary lighting.

All lift components shall be finished with a baked-on powder coating, which will meet a salt spray test of 1000 hours, to provide corrosion resistance and a long service life. Braun Millennium 2 Series to include but not limited to the following model numbers:

- NL917IB-2, NL917FIB-2, NL919IB-2, NL919FIB-2, NL917IB3751-2, NL917FIB3751-2



www.braunlift.com

ISO 9001:2000

631 West 11th Street, Winamac, IN 46996, USA Phone: 574 946 6153 Fax: 574 946 4670



Our Products

OUR PRODUCTS →

Click here to see 360° view...

- SCHOOL BUS

- Products
- Sales Contacts
- Industry Links
- TRANSIT

- MOTOR COACH

- SHUTTLE BUS

- AG/CONSTRUCTION



Part No. 700829
 Panel Mount PA System

Features:

- 2" x 7" panel
- 12 Volt
- 25 Watt power output
- Single channel
- Volume control



SMC-205-200
Clear Mini Strobe Light Kit
2-1/4" High, Flange Mount
Only with Remote Power
Pack. Clear Lens in Stock,
Other Colors Available with
Additional Lead Time



AngelTrax VULCANVS HD Mobile Digital Video Recording System (System Contents and Product Descriptions Listed Below)

VULCANVS



Vulcan Series 5 Channel HD/IP Mobile Digital Video Recorder

- 5 Channels with 4 Channels HD 1080P + 1 Channel IP 1080P
- 500GB Solid-State Drive with SD Card Slot for Redundant, Mirror or Sequential Recording
- Built-in Wireless Connectivity
- Built-in G-Force Sensor
- Vandal-Proof Lock Box
- Panic Button
- H.264 Compression

HD3600V



Vulcan Series Anvil 3600 HD Camera

- 3.6mm, 360-Degree Articulating Lens for Image Orientation
- IP66 Rated Waterproof Interior/Exterior Camera
- 1080P HD
- Built-in Audio
- Vandal-Proof Casing
- Scratch Resistant, Anti-Glare Glass Lens Cover
- Infrared

HD2500V



(3) Vulcan Series Anvil 2500 HD Camera

- 2.5mm, 360-Degree Articulating Lens for Image Orientation
- IP66 Rated Waterproof Interior/Exterior Camera
- 1080P HD
- Built-in Audio
- Vandal-Proof Casing
- Scratch Resistant, Anti-Glare Glass Lens Cover
- Infrared

Limited Warranty

IVS, Inc. dba AngelTrax, warrants its product to be free from manufacturer's defects in material and workmanship under normal use and service for the designated warranty period, as listed below, from the date of purchase. "Normal use" means the product was used for intended purposes, maintained properly and protected from deliberate damage. The following products are covered by the limited warranty for the following periods of time:

- One (1) year from date of purchase parts and labor on the MON7AT installation monitor
- Three (3) years from date of purchase parts and labor on the HD Quality Lens Cameras
- Three (3) years from date of purchase parts and labor on the WM Series PeriOptic Lens Cameras
- Three (3) years from date of purchase parts and labor on the Student Transit PeriOptic Lens Cameras
- Three (3) years from date of purchase parts and labor on the SDX™ MDVR
- Three (3) years from date of purchase parts and labor on the HDX™ MDVR
- Three (3) years from date of purchase parts and labor on the CoPilot™, CoPilot-WA™ and CoPilot-RFID™ MDVRs
- Three (3) years from date of purchase parts and labor on the Virtual Synchronized Mapping™ internal and external units
- Three (3) years from date of purchase parts and labor on the GDA-7012 Kit and GDA-7012 Monitor
- Three (3) years from date of purchase parts and labor on the WLAN and AP Router
- Three (3) years from date of purchase parts and labor on all SATA hard drives
- Three (3) years from date of purchase parts and labor on all SD cards
- Three (3) years from date of purchase parts and labor on the CoPilot™ Camera
- Five (5) years from date of purchase parts and labor on the HDX Hybrid™ MDVR
- Five (5) years from date of purchase parts and labor on the Hybrid Component Series Hybrid Quest™ MDVR
- Five (5) years from date of purchase parts and labor on the Hybrid Component Series Hybrid Quest Edge™ MDVR
- Five (5) years from date of purchase parts and labor on the Hybrid Component Series Hybrid Quest Edge Plus™ MDVR
- Five (5) years from date of purchase parts and labor on the Hybrid Component Series Hybrid Vault™ MDVR
- Ten (10) years from date of purchase full replacement on all solid-state hard drives

This warranty gives the user specific rights, and those rights may vary from state to state. The terms and conditions of said warranty are as follows:

1. When the product is installed by, or purchased from an authorized AngelTrax dealer, IVS, Inc. will either repair, or replace at no charge to the original purchaser, any product that IVS, Inc. determines to be defective and under the warranty provided. The defect(s) must be reported within five (5) years from the date of purchase. This warranty is valid only with the original purchaser, and is non-transferable. The warranty does not cover removal or reinstallation of the product(s).
2. The date of purchase and proof of an authorized AngelTrax dealer installation must be established by the original sales receipt, which should accompany the product(s) that are returned for warranty services.
3. The warranty shall not apply to any product that has been altered in any way, or used for any unintended purpose.
4. IVS, Inc. does not authorize any other person to assume liability in connection with its products. This warranty is the only expressed warranty made by IVS, Inc. to its products. Any implied warranty of merchantability or fitness for a particular purpose applicable to IVS, Inc. products, is limited to the duration of this limited warranty. Some states or provinces do not allow the exclusion or limitation of incidental or consequential damages, or limitation on how long an implied warranty lasts. Therefore, the above limitations may not apply.
5. If in the unlikely event warranty service becomes necessary, contact us directly and request a Return Merchandise Authorization (RMA) from the technical service department. Please call 1-800-673-1788 and ask for the technical service department to obtain a return merchandise authorization (RMA) number. Be sure to have the model number, serial number and the nature of the problem available for the technical service representative. Upon verification of a defect, IVS, Inc. will send a new or refurbished replacement unit via express shipping at no cost to the customer. The customer will receive a copy of the RMA and a Call Tag with their replacement unit. Once the customer has received the replacement unit, they have 30 days to ship the defective product back to IVS, Inc. or the customer will be charged for the replacement product. Once the unit is exchanged, the returned product shall become the property of IVS, Inc. The Call Tag included with the replacement unit allows the customer to ship the defective product back to IVS, Inc. at no cost.
6. Products must be returned to the factory in their original carton, or equivalent, and in original packaging conditions. Items shipped to IVS, Inc. without a clearly identified RMA number on the exterior of the packaging may be refused. If the product is received with the serial number removed or defaced, the warranty is void. The product will not be repaired under warranty and returned to the owner freight collect.

Send product to:
 IVS, Inc. (AngelTrax)
 Warranty Service Department
 9540 U.S. Highway 84 West
 Newton, Alabama 36352
www.angeltrax.com

Class A Mechanical Description

	Factory Ordered Chassis
1	350 XL High Roof 148EL Sliding Door 15 Pass 10,360# GVWR
	Seating Options, GO-ES, level 1 Newport Ash Gray Vinyl
3	Freedman Seat Belt Extender - 12"
	Wheelchair Lifts And Options
1	High Engine Idle Option For InPower Interlock System
	Interior Options
1	Insulate Headliner
1	Insulate Walls
	Exterior Options
1	Ford OEM Splash Gaurds
1	Escape Hatch
1	Undercoating
1	Valve Extensions For Rear Dual Wheels
	Running Boards And Stanchion Poles
1	Dual Aluminum Running Boards With Traction Tape
	Safety Equipment
1	Interior Decals (No Smoking, Wear Seat Belt, Clearance, Emergency Phone#s)
	Entry Door And Options
1	Bus Door - Replace Sliding Door With Dual Leaf Bus Door W/Key Pad
1	Remove Sliding Door Rail And Add Painted Metal Filler
	Electronic Options
1	Door Ajar Light Mounted On Dash
	Miscellaneous Equipment
1	Front End Alignment
1	Door Gutters
1	Tire Chains
1	Stepwell Heater
1	Emergency/Safety Equipment

	ADA Paratransit Vans
1	1 Wheelchair On 148"EL 9 Rear OEM Seats High Roof Dual Rear Wheel Wagon
	Fixed Seating Options - Freedman Go-ES, Level 1 N. Ash Grey Vinyl
1	1 Passenger With 3 Point Should Belt - 16" Wide
1	2 Passenger With 3 Point Shoulder Belt - 32" Wide
	Folding Seating Options - Freedman Go-ES, Level 1 N. Ash Grey Vinyl
1	1 Passenger Forward Facing Fold Away Seat With 3 Point Shoulder Belt - For Wheel well Mount
2	2 Passenger Forward Facing Fold Away Seat With 3 Point Shoulder Belt - For Wheel well Mount
	Seating Options, GO-ES, level 1 Newport Ash Gray Vinyl
1	Freedman Integrated Child Seat, 1st Seat Of A Double Must Be By Wall (Upgrade Per Seat)
2	Freedman Child Restraint System (Upgrade Per Seat)
5	Freedman Seat Top Mounted Grab Handle Choose Type: Black
5	Freedman US Armrest, Black Molded, Available For Aisle Side Seat Only
	Wheelchair Restraint Options
2	Upgrade To 360° Tiedowns - Meets WC18 Standards (Each)
2	Tiedown Web Loops (Per Wheelchair)
	Wheelchair Lifts And Options
1	Upgrade To Braun Millennium 37" Lift
	Electronic Options
1	Door Ajar Light Mounted On Dash
	Miscellaneous Equipment
1	Hazards Flash When Lift Is Engaged

Class B Mechanical Description

	Factory Ordered Chassis
1	350 XL High Roof 148EL Sliding Door 15 Pass 10,360# GVWR
	Seating Options, GO-ES, level 1 Newport Ash Gray Vinyl
3	Freedman Seat Belt Extender - 12"
	Wheelchair Lifts And Options
1	High Engine Idle Option For InPower Interlock System
	Interior Options
1	Insulate Headliner
1	Insulate Walls
	Exterior Options
1	Ford OEM Splash Gaurds
1	Escape Hatch
1	Undercoating
1	Valve Extensions For Rear Dual Wheels
	Running Boards And Stanchion Poles
1	Dual Aluminum Running Boards With Traction Tape
	Safety Equipment
1	Interior Decals (No Smoking, Wear Seat Belt, Clearance, Emergency Phone#s)
	Entry Door And Options
1	Bus Door - Replace Sliding Door With Dual Leaf Bus Door W/Key Pad
1	Remove Sliding Door Rail And Add Painted Metal Filler
	Electronic Options
1	Door Ajar Light Mounted On Dash
	Miscellaneous Equipment
1	Front End Alignment
1	Door Gutters
1	Tire Chains
1	Stepwell Heater
1	Emergency/Safety Equipment

ADA Paratransit Vans	
1	1 Wheelchair On 148"EL 9 Rear OEM Seats High Roof Dual Rear Wheel Wagon
Fixed Seating Options - Freedman Go-ES, Level 1 N. Ash Grey Vinyl	
1	1 Passenger With 3 Point Should Belt - 16" Wide
3	2 Passenger With 3 Point Shoulder Belt - 32" Wide
Folding Seating Options - Freedman Go-ES, Level 1 N. Ash Grey Vinyl	
1	1 Passenger Forward Facing Fold Away Seat With 3 Point Shoulder Belt - For Wheel well Mount
1	2 Passenger Forward Facing Fold Away Seat With 3 Point Shoulder Belt - For Wheel well Mount
Seating Options, GO-ES, level 1 Newport Ash Gray Vinyl	
1	Freedman Integrated Child Seat, 1st Seat Of A Double Must Be By Wall (Upgrade Per Seat)
2	Freedman Child Restraint System (Upgrade Per Seat)
7	Freedman Seat Top Mounted Grab Handle Choose Type: Black
6	Freedman US Armrest, Black Molded, Available For Aisle Side Seat Only
Wheelchair Restraint Options	
1	Upgrade To 360° Tiedowns - Meets WC18 Standards (Each)
1	Tiedown Web Loops (Per Wheelchair)
Wheelchair Lifts And Options	
1	Upgrade To Braun Millennium 37" Lift
1	High Engine Idle Option For InPower Interlock System
Electronic Options	
1	Door Ajar Light Mounted On Dash
Miscellaneous Equipment	
1	Hazards Flash When Lift Is Engaged

Class C Mechanical Description

Factory Ordered Chassis	
1	350 XL High Roof 148EL Sliding Door 15 Pass 10,360# GVWR
Seating Options, GO-ES, level 1 Newport Ash Gray Vinyl	
3	Freedman Seat Belt Extender - 12"
Wheelchair Lifts And Options	
1	High Engine Idle Option For InPower Interlock System
Interior Options	
1	Insulate Headliner
1	Insulate Walls
Exterior Options	
1	Ford OEM Splash Gaurds
1	Escape Hatch
1	Undercoating
1	Valve Extensions For Rear Dual Wheels
Running Boards And Stanchion Poles	
1	Dual Aluminum Running Boards With Traction Tape
Safety Equipment	
1	Interior Decals (No Smoking, Wear Seat Belt, Clearance, Emergency Phone#s)
Entry Door And Options	
1	Bus Door - Replace Sliding Door With Dual Leaf Bus Door W/Key Pad
1	Remove Sliding Door Rail And Add Painted Metal Filler
Electronic Options	
1	Door Ajar Light Mounted On Dash
Miscellaneous Equipment	
1	Front End Alignment
1	Door Gutters
1	Tire Chains
1	Stepwell Heater
1	Emergency/Safety Equipment

Passenger Vans	
1	148"EL High Roof Wagon Dual Rear Wheels With Builders Prep
Fixed Seating Options - Freedman Go-ES, Level 1 N. Ash Grey Vinyl	
3	1 Passenger With 3 Point Should Belt - 16" Wide
5	2 Passenger With 3 Point Shoulder Belt - 32" Wide
Seating Options, GO-ES, level 1 Newport Ash Gray Vinyl	
1	Freedman Integrated Child Seat, 1st Seat Of A Double Must Be By Wall (Upgrade Per Seat)
2	Freedman Child Restraint System (Upgrade Per Seat)
10	Freedman Seat Top Mounted Grab Handle Choose Type: Black
8	Freedman US Armrest, Black Molded, Available For Aisle Side Seat Only

Class D Mechanical Description

	Factory Ordered Chassis
1	350 XL High Roof 148EL Sliding Door 15 Pass 10,360# GVWR
	Seating Options, GO-ES, level 1 Newport Ash Gray Vinyl
3	Freedman Seat Belt Extender - 12"
	Wheelchair Lifts And Options
1	High Engine Idle Option For InPower Interlock System
	Interior Options
1	Insulate Headliner
1	Insulate Walls
	Exterior Options
1	Ford OEM Splash Gaurds
1	Escape Hatch
1	Undercoating
1	Valve Extensions For Rear Dual Wheels
	Running Boards And Stanchion Poles
1	Dual Aluminum Running Boards With Traction Tape
	Safety Equipment
1	Interior Decals (No Smoking, Wear Seat Belt, Clearance, Emergency Phone#s)
	Entry Door And Options
1	Bus Door - Replace Sliding Door With Dual Leaf Bus Door W/Key Pad
1	Remove Sliding Door Rail And Add Painted Metal Filler
	Electronic Options
1	Door Ajar Light Mounted On Dash
	Miscellaneous Equipment
1	Front End Alignment
1	Door Gutters
1	Tire Chains
1	Stepwell Heater
1	Emergency/Safety Equipment

	ADA Paratransit Vans	
1	1 Wheelchair On 148"EL 9 Rear OEM Seats High Roof Dual Rear Wheel Wagon	
	Fixed Seating Options - Freedman Go-ES, Level 1 N. Ash Grey Vinyl	
1	1 Passenger With 3 Point Should Belt - 16" Wide	
1	2 Passenger With 3 Point Shoulder Belt - 32" Wide	
	Folding Seating Options - Freedman Go-ES, Level 1 N. Ash Grey Vinyl	
1	1 Passenger Forward Facing Fold Away Seat With 3 Point Shoulder Belt - For Wheel well Mount	
2	2 Passenger Forward Facing Fold Away Seat With 3 Point Shoulder Belt - For Wheel well Mount	
	Seating Options, GO-ES, level 1 Newport Ash Gray Vinyl	
1	Freedman Integrated Child Seat, 1st Seat Of A Double Must Be By Wall (Upgrade Per Seat)	
2	Freedman Child Restraint System (Upgrade Per Seat)	
5	Freedman Seat Top Mounted Grab Handle	Choose Type: Black
5	Freedman US Armrest, Black Molded, Available For Aisle Side Seat Only	
	Wheelchair Restraint Options	
2	Upgrade To 360° Tiedowns - Meets WC18 Standards (Each)	
2	Tiedown Web Loops (Per Wheelchair)	
	Wheelchair Lifts And Options	
1	Upgrade To Braun Millennium 37" Lift	
	Electronic Options	
1	Door Ajar Light Mounted On Dash	
	Miscellaneous Equipment	
1	Hazards Flash When Lift Is Engaged	
	Fixed Route	
1	Fare Box Wire And Stanchion With Mount	
1	PA System	
1	Passenger Signaling System	
1	Strobe Light With Guard	
1	4 Camera System with 500 GB Hard Drive	

Class E Mechanical Description

	Factory Ordered Chassis
1	350 XL High Roof 148EL Sliding Door 15 Pass 10,360# GVWR
	Seating Options, GO-ES, level 1 Newport Ash Gray Vinyl
3	Freedman Seat Belt Extender - 12"
	Wheelchair Lifts And Options
1	High Engine Idle Option For InPower Interlock System
	Interior Options
1	Insulate Headliner
1	Insulate Walls
	Exterior Options
1	Ford OEM Splash Gaurds
1	Escape Hatch
1	Undercoating
1	Valve Extensions For Rear Dual Wheels
	Running Boards And Stanchion Poles
1	Dual Aluminum Running Boards With Traction Tape
	Safety Equipment
1	Interior Decals (No Smoking, Wear Seat Belt, Clearance, Emergency Phone#s)
	Entry Door And Options
1	Bus Door - Replace Sliding Door With Dual Leaf Bus Door W/Key Pad
1	Remove Sliding Door Rail And Add Painted Metal Filler
	Electronic Options
1	Door Ajar Light Mounted On Dash
	Miscellaneous Equipment
1	Front End Alignment
1	Door Gutters
1	Tire Chains
1	Stepwell Heater
1	Emergency/Safety Equipment

ADA Paratransit Vans	
1	1 Wheelchair On 148"EL 9 Rear OEM Seats High Roof Dual Rear Wheel Wagon
Fixed Seating Options - Freedman Go-ES, Level 1 N. Ash Grey Vinyl	
1	1 Passenger With 3 Point Should Belt - 16" Wide
3	2 Passenger With 3 Point Shoulder Belt - 32" Wide
Folding Seating Options - Freedman Go-ES, Level 1 N. Ash Grey Vinyl	
1	1 Passenger Forward Facing Fold Away Seat With 3 Point Shoulder Belt - For Wheel well Mount
1	2 Passenger Forward Facing Fold Away Seat With 3 Point Shoulder Belt - For Wheel well Mount
Seating Options, GO-ES, level 1 Newport Ash Gray Vinyl	
1	Freedman Integrated Child Seat, 1st Seat Of A Double Must Be By Wall (Upgrade Per Seat)
2	Freedman Child Restraint System (Upgrade Per Seat)
7	Freedman Seat Top Mounted Grab Handle Choose Type: Black
6	Freedman US Armrest, Black Molded, Available For Aisle Side Seat Only
Wheelchair Restraint Options	
1	Upgrade To 360° Tiedowns - Meets WC18 Standards (Each)
1	Tiedown Web Loops (Per Wheelchair)
Wheelchair Lifts And Options	
1	Upgrade To Braun Millennium 37" Lift
1	High Engine Idle Option For InPower Interlock System
Electronic Options	
1	Door Ajar Light Mounted On Dash
Miscellaneous Equipment	
1	Hazards Flash When Lift Is Engaged
Fixed Route	
1	Fare Box Wire And Stanchion With Mount
1	PA System
1	Passenger Signaling System
1	Strobe Light With Guard
1	4 Camera System with 500 GB Hard Drive

Class F Mechanical Description

	Factory Ordered Chassis
1	350 XL High Roof 148EL Sliding Door 15 Pass 10,360# GVWR
	Seating Options, GO-ES, level 1 Newport Ash Gray Vinyl
3	Freedman Seat Belt Extender - 12"
	Wheelchair Lifts And Options
1	High Engine Idle Option For InPower Interlock System
	Interior Options
1	Insulate Headliner
1	Insulate Walls
	Exterior Options
1	Ford OEM Splash Gaurds
1	Escape Hatch
1	Undercoating
1	Valve Extensions For Rear Dual Wheels
	Running Boards And Stanchion Poles
1	Dual Aluminum Running Boards With Traction Tape
	Safety Equipment
1	Interior Decals (No Smoking, Wear Seat Belt, Clearance, Emergency Phone#s)
	Entry Door And Options
1	Bus Door - Replace Sliding Door With Dual Leaf Bus Door W/Key Pad
1	Remove Sliding Door Rail And Add Painted Metal Filler
	Electronic Options
1	Door Ajar Light Mounted On Dash
	Miscellaneous Equipment
1	Front End Alignment
1	Door Gutters
1	Tire Chains
1	Stepwell Heater
1	Emergency/Safety Equipment

Passenger Vans	
1	148"EL High Roof Wagon Dual Rear Wheels With Builders Prep
Fixed Seating Options - Freedman Go-ES, Level 1 N. Ash Grey Vinyl	
3	1 Passenger With 3 Point Should Belt - 16" Wide
5	2 Passenger With 3 Point Shoulder Belt - 32" Wide
Seating Options, GO-ES, level 1 Newport Ash Gray Vinyl	
1	Freedman Integrated Child Seat, 1st Seat Of A Double Must Be By Wall (Upgrade Per Seat)
2	Freedman Child Restraint System (Upgrade Per Seat)
10	Freedman Seat Top Mounted Grab Handle Choose Type: Black
8	Freedman US Armrest, Black Molded, Available For Aisle Side Seat Only
Fixed Route	
1	Fare Box Wire And Stanchion With Mount
1	PA System
1	Passenger Signaling System
1	Strobe Light With Guard
1	4 Camera System with 500 GB Hard Drive

Class G Mechanical Description

	Factory Ordered Chassis
1	350 XL High Roof 148EL Sliding Door 15 Pass 10,360# GVWR
	Seating Options, GO-ES, level 1 Newport Ash Gray Vinyl
3	Freedman Seat Belt Extender - 12"
	Wheelchair Lifts And Options
1	High Engine Idle Option For InPower Interlock System
	Interior Options
1	Insulate Headliner
1	Insulate Walls
	Exterior Options
1	Ford OEM Splash Gaurds
1	Escape Hatch
1	Undercoating
1	Valve Extensions For Rear Dual Wheels
	Running Boards And Stanchion Poles
1	Dual Aluminum Running Boards With Traction Tape
	Safety Equipment
1	Interior Decals (No Smoking, Wear Seat Belt, Clearance, Emergency Phone#s)
	Entry Door And Options
1	Bus Door - Replace Sliding Door With Dual Leaf Bus Door W/Key Pad
1	Remove Sliding Door Rail And Add Painted Metal Filler
	Electronic Options
1	Door Ajar Light Mounted On Dash
	Miscellaneous Equipment
1	Front End Alignment
1	Door Gutters
1	Tire Chains
1	Stepwell Heater
1	Emergency/Safety Equipment

	ADA Paratransit Vans	
1	1 Wheelchair On 148"EL 9 Rear OEM Seats High Roof Dual Rear Wheel Wagon	
	Fixed Seating Options - Freedman Go-ES, Level 1 N. Ash Grey Vinyl	
1	1 Passenger With 3 Point Should Belt - 16" Wide	
1	2 Passenger With 3 Point Shoulder Belt - 32" Wide	
	Folding Seating Options - Freedman Go-ES, Level 1 N. Ash Grey Vinyl	
1	1 Passenger Forward Facing Fold Away Seat With 3 Point Shoulder Belt - For Wheel well Mount	
2	2 Passenger Forward Facing Fold Away Seat With 3 Point Shoulder Belt - For Wheel well Mount	
	Seating Options, GO-ES, level 1 Newport Ash Gray Vinyl	
1	Freedman Integrated Child Seat, 1st Seat Of A Double Must Be By Wall (Upgrade Per Seat)	
2	Freedman Child Restraint System (Upgrade Per Seat)	
5	Freedman Seat Top Mounted Grab Handle	Choose Type: Black
5	Freedman US Armrest, Black Molded, Available For Aisle Side Seat Only	
	Wheelchair Restraint Options	
2	Upgrade To 360° Tiedowns - Meets WC18 Standards (Each)	
2	Tiedown Web Loops (Per Wheelchair)	
	Wheelchair Lifts And Options	
1	Upgrade To Braun Millennium 37" Lift	
	Electronic Options	
1	Door Ajar Light Mounted On Dash	
	Miscellaneous Equipment	
1	Hazards Flash When Lift Is Engaged	
	Fixed Route	
1	Fare Box Wire And Stanchion With Mount	
1	PA System	
1	Passenger Signaling System	
1	Strobe Light With Guard	
1	4 Camera System with 500 GB Hard Drive	
1	Camera Playback System with Two Spare Hard Drives	

Class H Mechanical Description

	Factory Ordered Chassis
1	350 XL High Roof 148EL Sliding Door 15 Pass 10,360# GVWR
	Seating Options, GO-ES, level 1 Newport Ash Gray Vinyl
3	Freedman Seat Belt Extender - 12"
	Wheelchair Lifts And Options
1	High Engine Idle Option For InPower Interlock System
	Interior Options
1	Insulate Headliner
1	Insulate Walls
	Exterior Options
1	Ford OEM Splash Gaurds
1	Escape Hatch
1	Undercoating
1	Valve Extensions For Rear Dual Wheels
	Running Boards And Stanchion Poles
1	Dual Aluminum Running Boards With Traction Tape
	Safety Equipment
1	Interior Decals (No Smoking, Wear Seat Belt, Clearance, Emergency Phone#s)
	Entry Door And Options
1	Bus Door - Replace Sliding Door With Dual Leaf Bus Door W/Key Pad
1	Remove Sliding Door Rail And Add Painted Metal Filler
	Electronic Options
1	Door Ajar Light Mounted On Dash
	Miscellaneous Equipment
1	Front End Alignment
1	Door Gutters
1	Tire Chains
1	Stepwell Heater
1	Emergency/Safety Equipment

ADA Paratransit Vans	
1	1 Wheelchair On 148"EL 9 Rear OEM Seats High Roof Dual Rear Wheel Wagon
Fixed Seating Options - Freedman Go-ES, Level 1 N. Ash Grey Vinyl	
1	1 Passenger With 3 Point Should Belt - 16" Wide
3	2 Passenger With 3 Point Shoulder Belt - 32" Wide
Folding Seating Options - Freedman Go-ES, Level 1 N. Ash Grey Vinyl	
1	1 Passenger Forward Facing Fold Away Seat With 3 Point Shoulder Belt - For Wheel well Mount
1	2 Passenger Forward Facing Fold Away Seat With 3 Point Shoulder Belt - For Wheel well Mount
Seating Options, GO-ES, level 1 Newport Ash Gray Vinyl	
1	Freedman Integrated Child Seat, 1st Seat Of A Double Must Be By Wall (Upgrade Per Seat)
2	Freedman Child Restraint System (Upgrade Per Seat)
7	Freedman Seat Top Mounted Grab Handle Choose Type: Black
6	Freedman US Armrest, Black Molded, Available For Aisle Side Seat Only
Wheelchair Restraint Options	
1	Upgrade To 360° Tiedowns - Meets WC18 Standards (Each)
1	Tiedown Web Loops (Per Wheelchair)
Wheelchair Lifts And Options	
1	Upgrade To Braun Millennium 37" Lift
1	High Engine Idle Option For InPower Interlock System
Electronic Options	
1	Door Ajar Light Mounted On Dash
Miscellaneous Equipment	
1	Hazards Flash When Lift Is Ingaged
Fixed Route	
1	Fare Box Wire And Stanchion With Mount
1	PA System
1	Passenger Signaling System
1	Strobe Light With Guard
1	4 Camera System with 500 GB Hard Drive
1	Camera Playback System with Two Spare Hard Drives

Class I Mechanical Description

	Factory Ordered Chassis
1	350 XL High Roof 148EL Sliding Door 15 Pass 10,360# GVWR
	Seating Options, GO-ES, level 1 Newport Ash Gray Vinyl
3	Freedman Seat Belt Extender - 12"
	Wheelchair Lifts And Options
1	High Engine Idle Option For InPower Interlock System
	Interior Options
1	Insulate Headliner
1	Insulate Walls
	Exterior Options
1	Ford OEM Splash Gaurds
1	Escape Hatch
1	Undercoating
1	Valve Extensions For Rear Dual Wheels
	Running Boards And Stanchion Poles
1	Dual Aluminum Running Boards With Traction Tape
	Safety Equipment
1	Interior Decals (No Smoking, Wear Seat Belt, Clearance, Emergency Phone#s)
	Entry Door And Options
1	Bus Door - Replace Sliding Door With Dual Leaf Bus Door W/Key Pad
1	Remove Sliding Door Rail And Add Painted Metal Filler
	Electronic Options
1	Door Ajar Light Mounted On Dash
	Miscellaneous Equipment
1	Front End Alignment
1	Door Gutters
1	Tire Chains
1	Stepwell Heater
1	Emergency/Safety Equipment

Passenger Vans	
1	148"EL High Roof Wagon Dual Rear Wheels With Builders Prep
Fixed Seating Options - Freedman Go-ES, Level 1 N. Ash Grey Vinyl	
3	1 Passenger With 3 Point Should Belt - 16" Wide
5	2 Passenger With 3 Point Shoulder Belt - 32" Wide
Seating Options, GO-ES, level 1 Newport Ash Gray Vinyl	
1	Freedman Integrated Child Seat, 1st Seat Of A Double Must Be By Wall (Upgrade Per Seat)
2	Freedman Child Restraint System (Upgrade Per Seat)
10	Freedman Seat Top Mounted Grab Handle Choose Type: Black
8	Freedman US Armrest, Black Molded, Available For Aisle Side Seat Only
Fixed Route	
1	Fare Box Wire And Stanchion With Mount
1	PA System
1	Passenger Signaling System
1	Strobe Light With Guard
1	4 Camera System with 500 GB Hard Drive
1	Camera Playback System with Two Spare Hard Drives

Class J Mechanical Description

	Factory Ordered Chassis
1	350 XL High Roof 148EL Sliding Door 15 Pass 10,360# GVWR
	Seating Options, GO-ES, level 1 Newport Ash Gray Vinyl
3	Freedman Seat Belt Extender - 12"
	Wheelchair Lifts And Options
1	High Engine Idle Option For InPower Interlock System
	Interior Options
1	Insulate Headliner
1	Insulate Walls
	Exterior Options
1	Ford OEM Splash Gaurds
1	Escape Hatch
1	Undercoating
1	Valve Extensions For Rear Dual Wheels
	Running Boards And Stanchion Poles
1	Dual Aluminum Running Boards With Traction Tape
	Safety Equipment
1	Interior Decals (No Smoking, Wear Seat Belt, Clearance, Emergency Phone#s)
	Entry Door And Options
1	Bus Door - Replace Sliding Door With Dual Leaf Bus Door W/Key Pad
1	Remove Sliding Door Rail And Add Painted Metal Filler
	Electronic Options
1	Door Ajar Light Mounted On Dash
	Miscellaneous Equipment
1	Front End Alignment
1	Door Gutters
1	Tire Chains
1	Stepwell Heater
1	Emergency/Safety Equipment

	ADA Paratransit Vans
1	1 Wheelchair On 148"EL 9 Rear OEM Seats High Roof Dual Rear Wheel Wagon
	Fixed Seating Options - Freedman Go-ES, Level 1 N. Ash Grey Vinyl
1	1 Passenger With 3 Point Should Belt - 16" Wide
1	2 Passenger With 3 Point Shoulder Belt - 32" Wide
	Folding Seating Options - Freedman Go-ES, Level 1 N. Ash Grey Vinyl
1	1 Passenger Forward Facing Fold Away Seat With 3 Point Shoulder Belt - For Wheel well Mount
2	2 Passenger Forward Facing Fold Away Seat With 3 Point Shoulder Belt - For Wheel well Mount
	Seating Options, GO-ES, level 1 Newport Ash Gray Vinyl
1	Freedman Integrated Child Seat, 1st Seat Of A Double Must Be By Wall (Upgrade Per Seat)
2	Freedman Child Restraint System (Upgrade Per Seat)
5	Freedman Seat Top Mounted Grab Handle Choose Type: Black
5	Freedman US Armrest, Black Molded, Available For Aisle Side Seat Only
	Wheelchair Restraint Options
2	Upgrade To 360° Tiedowns - Meets WC18 Standards (Each)
2	Tiedown Web Loops (Per Wheelchair)
	Wheelchair Lifts And Options
1	Upgrade To Braun Millennium 37" Lift
	Electronic Options
1	Door Ajar Light Mounted On Dash
	Miscellaneous Equipment
1	Hazards Flash When Lift Is Engaged
1	4 Camera System with 500 GB Hard Drive

Class K Mechanical Description

	Factory Ordered Chassis
1	350 XL High Roof 148EL Sliding Door 15 Pass 10,360# GVWR
	Seating Options, GO-ES, level 1 Newport Ash Gray Vinyl
3	Freedman Seat Belt Extender - 12"
	Wheelchair Lifts And Options
1	High Engine Idle Option For InPower Interlock System
	Interior Options
1	Insulate Headliner
1	Insulate Walls
	Exterior Options
1	Ford OEM Splash Gaurds
1	Escape Hatch
1	Undercoating
1	Valve Extensions For Rear Dual Wheels
	Running Boards And Stanchion Poles
1	Dual Aluminum Running Boards With Traction Tape
	Safety Equipment
1	Interior Decals (No Smoking, Wear Seat Belt, Clearance, Emergency Phone#s)
	Entry Door And Options
1	Bus Door - Replace Sliding Door With Dual Leaf Bus Door W/Key Pad
1	Remove Sliding Door Rail And Add Painted Metal Filler
	Electronic Options
1	Door Ajar Light Mounted On Dash
	Miscellaneous Equipment
1	Front End Alignment
1	Door Gutters
1	Tire Chains
1	Stepwell Heater
1	Emergency/Safety Equipment

ADA Paratransit Vans	
1	1 Wheelchair On 148"EL 9 Rear OEM Seats High Roof Dual Rear Wheel Wagon
Fixed Seating Options - Freedman Go-ES, Level 1 N. Ash Grey Vinyl	
1	1 Passenger With 3 Point Should Belt - 16" Wide
3	2 Passenger With 3 Point Shoulder Belt - 32" Wide
Folding Seating Options - Freedman Go-ES, Level 1 N. Ash Grey Vinyl	
1	1 Passenger Forward Facing Fold Away Seat With 3 Point Shoulder Belt - For Wheel well Mount
1	2 Passenger Forward Facing Fold Away Seat With 3 Point Shoulder Belt - For Wheel well Mount
Seating Options, GO-ES, level 1 Newport Ash Gray Vinyl	
1	Freedman Integrated Child Seat, 1st Seat Of A Double Must Be By Wall (Upgrade Per Seat)
2	Freedman Child Restraint System (Upgrade Per Seat)
7	Freedman Seat Top Mounted Grab Handle Choose Type: Black
6	Freedman US Armrest, Black Molded, Available For Aisle Side Seat Only
Wheelchair Restraint Options	
1	Upgrade To 360° Tiedowns - Meets WC18 Standards (Each)
1	Tiedown Web Loops (Per Wheelchair)
Wheelchair Lifts And Options	
1	Upgrade To Braun Millennium 37" Lift
1	High Engine Idle Option For InPower Interlock System
Electronic Options	
1	Door Ajar Light Mounted On Dash
Miscellaneous Equipment	
1	Hazards Flash When Lift Is Engaged
1	4 Camera System with 500 GB Hard Drive

Class L Mechanical Description

Factory Ordered Chassis	
1	350 XL High Roof 148EL Sliding Door 15 Pass 10,360# GVWR
Seating Options, GO-ES, level 1 Newport Ash Gray Vinyl	
3	Freedman Seat Belt Extender - 12"
Wheelchair Lifts And Options	
1	High Engine Idle Option For InPower Interlock System
Interior Options	
1	Insulate Headliner
1	Insulate Walls
Exterior Options	
1	Ford OEM Splash Gaurds
1	Escape Hatch
1	Undercoating
1	Valve Extensions For Rear Dual Wheels
Running Boards And Stanchion Poles	
1	Dual Aluminum Running Boards With Traction Tape
Safety Equipment	
1	Interior Decals (No Smoking, Wear Seat Belt, Clearance, Emergency Phone#s)
Entry Door And Options	
1	Bus Door - Replace Sliding Door With Dual Leaf Bus Door W/Key Pad
1	Remove Sliding Door Rail And Add Painted Metal Filler
Electronic Options	
1	Door Ajar Light Mounted On Dash
Miscellaneous Equipment	
1	Front End Alignment
1	Door Gutters
1	Tire Chains
1	Stepwell Heater
1	Emergency/Safety Equipment

Passenger Vans	
1	148"EL High Roof Wagon Dual Rear Wheels With Builders Prep
Fixed Seating Options - Freedman Go-ES, Level 1 N. Ash Grey Vinyl	
3	1 Passenger With 3 Point Should Belt - 16" Wide
5	2 Passenger With 3 Point Shoulder Belt - 32" Wide
Seating Options, GO-ES, level 1 Newport Ash Gray Vinyl	
1	Freedman Integrated Child Seat, 1st Seat Of A Double Must Be By Wall (Upgrade Per Seat)
2	Freedman Child Restraint System (Upgrade Per Seat)
10	Freedman Seat Top Mounted Grab Handle Choose Type: Black
8	Freedman US Armrest, Black Molded, Available For Aisle Side Seat Only
1	4 Camera System with 500 GB Hard Drive

Class M Mechanical Description

Factory Ordered Chassis	
1	350 XL High Roof 148EL Sliding Door 15 Pass 10,360# GVWR
Seating Options, GO-ES, level 1 Newport Ash Gray Vinyl	
3	Freedman Seat Belt Extender - 12"
Wheelchair Lifts And Options	
1	High Engine Idle Option For InPower Interlock System
Interior Options	
1	Insulate Headliner
1	Insulate Walls
Exterior Options	
1	Ford OEM Splash Gaurds
1	Escape Hatch
1	Undercoating
1	Valve Extensions For Rear Dual Wheels
Running Boards And Stanchion Poles	
1	Dual Aluminum Running Boards With Traction Tape
Safety Equipment	
1	Interior Decals (No Smoking, Wear Seat Belt, Clearance, Emergency Phone#s)
Entry Door And Options	
1	Bus Door - Replace Sliding Door With Dual Leaf Bus Door W/Key Pad
1	Remove Sliding Door Rail And Add Painted Metal Filler
Electronic Options	
1	Door Ajar Light Mounted On Dash
Miscellaneous Equipment	
1	Front End Alignment
1	Door Gutters
1	Tire Chains
1	Stepwell Heater
1	Emergency/Safety Equipment

1	ADA Paratransit Vans
1	1 Wheelchair On 148"EL 9 Rear OEM Seats High Roof Dual Rear Wheel Wagon
	Fixed Seating Options - Freedman Go-ES, Level 1 N. Ash Grey Vinyl
1	1 Passenger With 3 Point Should Belt - 16" Wide
1	2 Passenger With 3 Point Shoulder Belt - 32" Wide
	Folding Seating Options - Freedman Go-ES, Level 1 N. Ash Grey Vinyl
1	1 Passenger Forward Facing Fold Away Seat With 3 Point Shoulder Belt - For Wheel well Mount
2	2 Passenger Forward Facing Fold Away Seat With 3 Point Shoulder Belt - For Wheel well Mount
	Seating Options, GO-ES, level 1 Newport Ash Gray Vinyl
1	Freedman Integrated Child Seat, 1st Seat Of A Double Must Be By Wall (Upgrade Per Seat)
2	Freedman Child Restraint System (Upgrade Per Seat)
5	Freedman Seat Top Mounted Grab Handle Choose Type: Black
5	Freedman US Armrest, Black Molded, Available For Aisle Side Seat Only
	Wheelchair Restraint Options
2	Upgrade To 360° Tiedowns - Meets WC18 Standards (Each)
2	Tiedown Web Loops (Per Wheelchair)
	Wheelchair Lifts And Options
1	Upgrade To Braun Millennium 37" Lift
	Electronic Options
1	Door Ajar Light Mounted On Dash
	Miscellaneous Equipment
1	Hazards Flash When Lift Is Inged
1	4 Camera System with 500 GB Hard Drive

Class N Mechanical Description

	Factory Ordered Chassis
1	350 XL High Roof 148EL Sliding Door 15 Pass 10,360# GVWR
	Seating Options, GO-ES, level 1 Newport Ash Gray Vinyl
3	Freedman Seat Belt Extender - 12"
	Wheelchair Lifts And Options
1	High Engine Idle Option For InPower Interlock System
	Interior Options
1	Insulate Headliner
1	Insulate Walls
	Exterior Options
1	Ford OEM Splash Gaurds
1	Escape Hatch
1	Undercoating
1	Valve Extensions For Rear Dual Wheels
	Running Boards And Stanchion Poles
1	Dual Aluminum Running Boards With Traction Tape
	Safety Equipment
1	Interior Decals (No Smoking, Wear Seat Belt, Clearance, Emergency Phone#s)
	Entry Door And Options
1	Bus Door - Replace Sliding Door With Dual Leaf Bus Door W/Key Pad
1	Remove Sliding Door Rail And Add Painted Metal Filler
	Electronic Options
1	Door Ajar Light Mounted On Dash
	Miscellaneous Equipment
1	Front End Alignment
1	Door Gutters
1	Tire Chains
1	Stepwell Heater
1	Emergency/Safety Equipment

ADA Paratransit Vans	
1	1 Wheelchair On 148"EL 9 Rear OEM Seats High Roof Dual Rear Wheel Wagon
Fixed Seating Options - Freedman Go-ES, Level 1 N. Ash Grey Vinyl	
1	1 Passenger With 3 Point Should Belt - 16" Wide
3	2 Passenger With 3 Point Shoulder Belt - 32" Wide
Folding Seating Options - Freedman Go-ES, Level 1 N. Ash Grey Vinyl	
1	1 Passenger Forward Facing Fold Away Seat With 3 Point Shoulder Belt - For Wheel well Mount
1	2 Passenger Forward Facing Fold Away Seat With 3 Point Shoulder Belt - For Wheel well Mount
Seating Options, GO-ES, level 1 Newport Ash Gray Vinyl	
1	Freedman Integrated Child Seat, 1st Seat Of A Double Must Be By Wall (Upgrade Per Seat)
2	Freedman Child Restraint System (Upgrade Per Seat)
7	Freedman Seat Top Mounted Grab Handle Choose Type: Black
6	Freedman US Armrest, Black Molded, Available For Aisle Side Seat Only
Wheelchair Restraint Options	
1	Upgrade To 360° Tiedowns - Meets WC18 Standards (Each)
1	Tiedown Web Loops (Per Wheelchair)
Wheelchair Lifts And Options	
1	Upgrade To Braun Millennium 37" Lift
1	High Engine Idle Option For InPower Interlock System
Electronic Options	
1	Door Ajar Light Mounted On Dash
Miscellaneous Equipment	
1	Hazards Flash When Lift Is Engaged
1	4 Camera System with 500 GB Hard Drive
1	Camera Playback System with Two Spare Hard Drives

Class O Mechanical Description

Factory Ordered Chassis	
1	350 XL High Roof 148EL Sliding Door 15 Pass 10,360# GVWR
Seating Options, GO-ES, level 1 Newport Ash Gray Vinyl	
3	Freedman Seat Belt Extender - 12"
Wheelchair Lifts And Options	
1	High Engine Idle Option For InPower Interlock System
Interior Options	
1	Insulate Headliner
1	Insulate Walls
Exterior Options	
1	Ford OEM Splash Gaurds
1	Escape Hatch
1	Undercoating
1	Valve Extensions For Rear Dual Wheels
Running Boards And Stanchion Poles	
1	Dual Aluminum Running Boards With Traction Tape
Safety Equipment	
1	Interior Decals (No Smoking, Wear Seat Belt, Clearance, Emergency Phone#s)
Entry Door And Options	
1	Bus Door - Replace Sliding Door With Dual Leaf Bus Door W/Key Pad
1	Remove Sliding Door Rail And Add Painted Metal Filler
Electronic Options	
1	Door Ajar Light Mounted On Dash
Miscellaneous Equipment	
1	Front End Alignment
1	Door Gutters
1	Tire Chains
1	Stepwell Heater
1	Emergency/Safety Equipment

Passenger Vans	
1	148"EL High Roof Wagon Dual Rear Wheels With Builders Prep
Fixed Seating Options - Freedman Go-ES, Level 1 N. Ash Grey Vinyl	
3	1 Passenger With 3 Point Should Belt - 16" Wide
5	2 Passenger With 3 Point Shoulder Belt - 32" Wide
Seating Options, GO-ES, level 1 Newport Ash Gray Vinyl	
1	Freedman Integrated Child Seat, 1st Seat Of A Double Must Be By Wall (Upgrade Per Seat)
2	Freedman Child Restraint System (Upgrade Per Seat)
10	Freedman Seat Top Mounted Grab Handle Choose Type: Black
8	Freedman US Armrest, Black Molded, Available For Aisle Side Seat Only
1	4 Camera System with 500 GB Hard Drive
1	Camera Playback System with Two Spare Hard Drives

Class P Mechanical Description

	Factory Ordered Chassis
1	350 XL High Roof 148EL Sliding Door 15 Pass 10,360# GVWR
	Seating Options, GO-ES, level 1 Newport Ash Gray Vinyl
3	Freedman Seat Belt Extender - 12"
	Wheelchair Lifts And Options
1	High Engine Idle Option For InPower Interlock System
	Interior Options
1	Insulate Headliner
1	Insulate Walls
	Exterior Options
1	Ford OEM Splash Gaurds
1	Escape Hatch
1	Undercoating
1	Valve Extensions For Rear Dual Wheels
	Running Boards And Stanchion Poles
1	Dual Aluminum Running Boards With Traction Tape
	Safety Equipment
1	Interior Decals (No Smoking, Wear Seat Belt, Clearance, Emergency Phone#s)
	Entry Door And Options
1	Bus Door - Replace Sliding Door With Dual Leaf Bus Door W/Key Pad
1	Remove Sliding Door Rail And Add Painted Metal Filler
	Electronic Options
1	Door Ajar Light Mounted On Dash
	Miscellaneous Equipment
1	Front End Alignment
1	Door Gutters
1	Tire Chains
1	Stepwell Heater
1	Emergency/Safety Equipment

	ADA Paratransit Vans
1	1 Wheelchair On 148"EL 9 Rear OEM Seats High Roof Dual Rear Wheel Wagon
	Fixed Seating Options - Freedman Go-ES, Level 1 N. Ash Grey Vinyl
1	1 Passenger With 3 Point Should Belt - 16" Wide
1	2 Passenger With 3 Point Shoulder Belt - 32" Wide
	Folding Seating Options - Freedman Go-ES, Level 1 N. Ash Grey Vinyl
1	1 Passenger Forward Facing Fold Away Seat With 3 Point Shoulder Belt - For Wheel well Mount
2	2 Passenger Forward Facing Fold Away Seat With 3 Point Shoulder Belt - For Wheel well Mount
	Seating Options, GO-ES, level 1 Newport Ash Gray Vinyl
1	Freedman Integrated Child Seat, 1st Seat Of A Double Must Be By Wall (Upgrade Per Seat)
2	Freedman Child Restraint System (Upgrade Per Seat)
5	Freedman Seat Top Mounted Grab Handle Choose Type: Black
5	Freedman US Armrest, Black Molded, Available For Aisle Side Seat Only
	Wheelchair Restraint Options
2	Upgrade To 360° Tiedowns - Meets WC18 Standards (Each)
2	Tiedown Web Loops (Per Wheelchair)
	Wheelchair Lifts And Options
1	Upgrade To Braun Millennium 37" Lift
	Electronic Options
1	Door Ajar Light Mounted On Dash
	Miscellaneous Equipment
1	Hazards Flash When Lift Is Engaged
	Fixed Route
1	Fare Box Wire And Stanchion With Mount
1	PA System
1	Passenger Signaling System
1	Strobe Light With Guard
1	4 Camera System with 500 GB Hard Drive
1	Paint Scheme and Expanded Graphics Package

Class Q Mechanical Description

	Factory Ordered Chassis
1	350 XL High Roof 148EL Sliding Door 15 Pass 10,360# GVWR
	Seating Options, GO-ES, level 1 Newport Ash Gray Vinyl
3	Freedman Seat Belt Extender - 12"
	Wheelchair Lifts And Options
1	High Engine Idle Option For InPower Interlock System
	Interior Options
1	Insulate Headliner
1	Insulate Walls
	Exterior Options
1	Ford OEM Splash Gaurds
1	Escape Hatch
1	Undercoating
1	Valve Extensions For Rear Dual Wheels
	Running Boards And Stanchion Poles
1	Dual Aluminum Running Boards With Traction Tape
	Safety Equipment
1	Interior Decals (No Smoking, Wear Seat Belt, Clearance, Emergency Phone#s)
	Entry Door And Options
1	Bus Door - Replace Sliding Door With Dual Leaf Bus Door W/Key Pad
1	Remove Sliding Door Rail And Add Painted Metal Filler
	Electronic Options
1	Door Ajar Light Mounted On Dash
	Miscellaneous Equipment
1	Front End Alignment
1	Door Gutters
1	Tire Chains
1	Stepwell Heater
1	Emergency/Safety Equipment

ADA Paratransit Vans	
1	1 Wheelchair On 148"EL 9 Rear OEM Seats High Roof Dual Rear Wheel Wagon
Fixed Seating Options - Freedman Go-ES, Level 1 N. Ash Grey Vinyl	
1	1 Passenger With 3 Point Should Belt - 16" Wide
3	2 Passenger With 3 Point Shoulder Belt - 32" Wide
Folding Seating Options - Freedman Go-ES, Level 1 N. Ash Grey Vinyl	
1	1 Passenger Forward Facing Fold Away Seat With 3 Point Shoulder Belt - For Wheel well Mount
1	2 Passenger Forward Facing Fold Away Seat With 3 Point Shoulder Belt - For Wheel well Mount
Seating Options, GO-ES, level 1 Newport Ash Gray Vinyl	
1	Freedman Integrated Child Seat, 1st Seat Of A Double Must Be By Wall (Upgrade Per Seat)
2	Freedman Child Restraint System (Upgrade Per Seat)
7	Freedman Seat Top Mounted Grab Handle Choose Type: Black
6	Freedman US Armrest, Black Molded, Available For Aisle Side Seat Only
Wheelchair Restraint Options	
1	Upgrade To 360° Tiedowns - Meets WC18 Standards (Each)
1	Tiedown Web Loops (Per Wheelchair)
Wheelchair Lifts And Options	
1	Upgrade To Braun Millennium 37" Lift
1	High Engine Idle Option For InPower Interlock System
Electronic Options	
1	Door Ajar Light Mounted On Dash
Miscellaneous Equipment	
1	Hazards Flash When Lift Is Ingaged
Fixed Route	
1	Fare Box Wire And Stanchion With Mount
1	PA System
1	Passenger Signaling System
1	Strobe Light With Guard
1	4 Camera System with 500 GB Hard Drive
1	Paint Scheme and Expanded Graphics Package

Class R Mechanical Description

	Factory Ordered Chassis
1	350 XL High Roof 148EL Sliding Door 15 Pass 10,360# GVWR
	Seating Options, GO-ES, level 1 Newport Ash Gray Vinyl
3	Freedman Seat Belt Extender - 12"
	Wheelchair Lifts And Options
1	High Engine Idle Option For InPower Interlock System
	Interior Options
1	Insulate Headliner
1	Insulate Walls
	Exterior Options
1	Ford OEM Splash Gaurds
1	Escape Hatch
1	Undercoating
1	Valve Extensions For Rear Dual Wheels
	Running Boards And Stanchion Poles
1	Dual Aluminum Running Boards With Traction Tape
	Safety Equipment
1	Interior Decals (No Smoking, Wear Seat Belt, Clearance, Emergency Phone#s)
	Entry Door And Options
1	Bus Door - Replace Sliding Door With Dual Leaf Bus Door W/Key Pad
1	Remove Sliding Door Rail And Add Painted Metal Filler
	Electronic Options
1	Door Ajar Light Mounted On Dash
	Miscellaneous Equipment
1	Front End Alignment
1	Door Gutters
1	Tire Chains
1	Stepwell Heater
1	Emergency/Safety Equipment

Passenger Vans	
1	148"EL High Roof Wagon Dual Rear Wheels With Builders Prep
Fixed Seating Options - Freedman Go-ES, Level 1 N. Ash Grey Vinyl	
3	1 Passenger With 3 Point Should Belt - 16" Wide
5	2 Passenger With 3 Point Shoulder Belt - 32" Wide
Seating Options, GO-ES, level 1 Newport Ash Gray Vinyl	
1	Freedman Integrated Child Seat, 1st Seat Of A Double Must Be By Wall (Upgrade Per Seat)
2	Freedman Child Restraint System (Upgrade Per Seat)
10	Freedman Seat Top Mounted Grab Handle Choose Type: Black
8	Freedman US Armrest, Black Molded, Available For Aisle Side Seat Only
Fixed Route	
1	Fare Box Wire And Stanchion With Mount
1	PA System
1	Passenger Signaling System
1	Strobe Light With Guard
1	4 Camera System with 500 GB Hard Drive
1	Paint Scheme and Expanded Graphics Package

THEORETICAL WEIGHT ANALYSIS WORKSHEET (4-CORNER)

Enduser: West Virginia Class A	Date: 10/3/2016
VIN:	Performed By: Nick Brown

OEM Wheelbase	OEM GVWR	OEM FRT GAWR	OEM RR GAWR	Fuel Type
148	10360	4130	6720	Gas

Max # Of Ambulatory Passengers	3	0
	4	2

Max # Of Wheelchairs		

	Lft-Frt (lbs)	Rt-Frt (lbs)	Lft-Rr (lbs)	Rt-Rr (lbs)	Total (lbs)
THEORETICAL COMPLETED WEIGHT OF VEHICLE	1516.00	1535.00	1675.00	1702.00	6428.00
WEIGHT OF THE OCCUPANTS (lbs)	450.00	0.00	600.00	300.00	1350.00
WEIGHT OF Full Tank Of Gas	43.40	32.55	44.95	34.10	155.00
ADJUSTED 4 CORNER WEIGHT	2009.40	1567.55	2319.95	2036.10	7933.00

TOTAL FRONT 3576.95 553.05 TOTAL REAR 4356.05 2363.95
 IS THE FRONT GAWR OVER **NO** IS THE REAR GAWR OVER **NO**

PASS/FAIL Analysis Front GAWR (lbs.) <input style="width: 50px;" type="text" value="4130.00"/> divided by 2= <input style="width: 50px;" type="text" value="2065.00"/> Rear GAWR (lbs.) <input style="width: 50px;" type="text" value="6720.00"/> divided by 2= <input style="width: 50px;" type="text" value="3360.00"/> GVWR (lbs.) <input style="width: 50px;" type="text" value="10360.00"/>	Is Lft-Frt/2 Exceeded? Is Lft-Rr/2 Exceeded? Is GVWR Exceeded?	Is Rt-Frt/2 Exceeded? Is Rt-Rr/2 Exceeded? Is GVWR Exceeded?	<input style="width: 50px;" type="text" value="NO"/> <input style="width: 50px;" type="text" value="NO"/> <input style="width: 50px;" type="text" value="NO"/> <input style="width: 50px;" type="text" value="NO"/> LOADED WEIGHT (lbs.) <input style="width: 50px;" type="text" value="7933.00"/> <input style="width: 50px;" type="text" value="NO"/>
Maximum UVW from Tables A & B of the Incomplete Vehicle Manual (IVM) is <input style="width: 50px;" type="text" value="N/A"/> lbs.. (NOTE: UVW does not apply to certification of vehicles with a GVWR above 10,000 lbs.)			
The actual completed weight (UVW) of this vehicle is <input style="width: 50px;" type="text" value="6428.00"/> lbs.		Is Maximum UVW Exceeded? <input style="width: 50px;" type="text" value="NO"/>	
Payload Capacity <input style="width: 50px;" type="text" value="3932.00"/> lbs.			

DEFINITIONS

"UVW" - Completed weight of the vehicle with maximum capacity of all fluids necessary for operation of the vehicle, but without cargo, occupants or accessories that are normally removed when the vehicle is not in use.

"GAWR" and "GVWR" are found on the label affixed to the cover of the Incomplete Vehicle Manual (IVM).

"LOADED VEHICLE WEIGHT" - Completed weight of the vehicle with maximum capacities of all fluids necessary for operation of the vehicle plus 150 lbs. (or 70 kg.) for each designated seating position and appropriate allowance for cargo. Vehicles with tanks for water and/or LP gas must also account for the weight of these fluids in the cargo calculations.

THEORETICAL WEIGHT ANALYSIS WORKSHEET (4-CORNER)

Enduser: West Virginia Class B	Date: 10/3/2016
VIN:	Performed By: Nick Brown

OEM Wheelbase	OEM GVWR	OEM FRT GAWR	OEM RR GAWR	Fuel Type
148	10360	4130	6720	Gas

Max # Of Ambulatory Passengers	3	0			Max # Of Wheelchairs		
	6	2					

	Lft-Frt (lbs)	Rt-Frt (lbs)	Lft-Rr (lbs)	Rt-Rr (lbs)	Total (lbs)
THEORETICAL COMPLETED WEIGHT OF VEHICLE	1516.00	1535.00	1865.00	1702.00	6618.00
WEIGHT OF THE OCCUPANTS (lbs)	450.00	0.00	900.00	300.00	1650.00
WEIGHT OF Full Tank Of Gas	43.40	32.55	44.95	34.10	155.00
ADJUSTED 4 CORNER WEIGHT	2009.40	1567.55	2809.95	2036.10	8423.00

TOTAL FRONT 3576.95 553.05 **TOTAL REAR** 4846.05 1873.95
 IS THE FRONT GAWR OVER **NO** IS THE REAR GAWR OVER **NO**

PASS/FAIL Analysis		Is Lft-Frt/2 Exceeded?	Is Rt-Frt/2 Exceeded?
Front GAWR (lbs.) <input style="width: 50px;" type="text" value="4130.00"/> divided by 2= <input style="width: 50px;" type="text" value="2065.00"/>		<input style="width: 50px;" type="text" value="NO"/>	<input style="width: 50px;" type="text" value="NO"/>
Rear GAWR (lbs.) <input style="width: 50px;" type="text" value="6720.00"/> divided by 2= <input style="width: 50px;" type="text" value="3360.00"/>		<input style="width: 50px;" type="text" value="NO"/>	<input style="width: 50px;" type="text" value="NO"/>
GVWR (lbs.) <input style="width: 50px;" type="text" value="10360.00"/>	LOADED WEIGHT (lbs.) <input style="width: 50px;" type="text" value="8423.00"/>	Is GVWR Exceeded? <input style="width: 50px;" type="text" value="NO"/>	
Maximum UVW from Tables A & B of the Incomplete Vehicle Manual (IVM) is <input style="width: 50px;" type="text" value="N/A"/> lbs.		(NOTE: UVW does not apply to certification of vehicles with a GVWR above 10,000 lbs.)	
The actual completed weight (UVW) of this vehicle is <input style="width: 50px;" type="text" value="6618.00"/> lbs.		Is Maximum UVW Exceeded? <input style="width: 50px;" type="text" value="NO"/>	
Payload Capacity <input style="width: 50px;" type="text" value="3742.00"/> lbs.			

DEFINITIONS

"UVW" - Completed weight of the vehicle with maximum capacity of all fluids necessary for operation of the vehicle, but without cargo, occupants or accessories that are normally removed when the vehicle is not in use.

"GAWR" and "GVWR" are found on the label affixed to the cover of the Incomplete Vehicle Manual (IVM).

"LOADED VEHICLE WEIGHT" - Completed weight of the vehicle with maximum capacities of all fluids necessary for operation of the vehicle plus 150 lbs. (or 70 kg.) for each designated seating position and appropriate allowance for cargo. Vehicles with tanks for water and/or LP gas must also account for the weight of these fluids in the cargo calculations.

THEORETICAL WEIGHT ANALYSIS WORKSHEET (4-CORNER)

Enduser: West Virginia Class C	Date: 10/3/2016
VIN:	Performed By: Nick Brown

OEM Wheelbase	OEM GVWR	OEM FRT GAWR	OEM RR GAWR	Fuel Type
148	10360	4130	6720	Gas

Max # Of Ambulatory Passengers	3	0	Max # Of Wheelchairs		
	8	3			

	Lft-Frt (lbs)	Rt-Frt (lbs)	Lft-Rr (lbs)	Rt-Rr (lbs)	Total (lbs)
THEORETICAL COMPLETED WEIGHT OF VEHICLE	1516.00	1535.00	1780.00	1556.00	6387.00
WEIGHT OF THE OCCUPANTS (lbs)	450.00	0.00	1200.00	450.00	2100.00
WEIGHT OF Full Tank Of Gas	43.40	32.55	44.95	34.10	155.00
ADJUSTED 4 CORNER WEIGHT	2009.40	1567.55	3024.95	2040.10	8642.00

TOTAL FRONT 3576.95 553.05 **TOTAL REAR** 5065.05 1654.95
 IS THE FRONT GAWR OVER **NO** IS THE REAR GAWR OVER **NO**

PASS/FAIL Analysis	Is Lft-Frt/2 Exceeded?	Is Rt-Frt/2 Exceeded?	
Front GAWR (lbs.) <input style="width: 80px;" type="text" value="4130.00"/> divided by 2= <input style="width: 80px;" type="text" value="2065.00"/>	<input style="width: 40px;" type="text" value="NO"/>	<input style="width: 40px;" type="text" value="NO"/>	
Rear GAWR (lbs.) <input style="width: 80px;" type="text" value="6720.00"/> divided by 2= <input style="width: 80px;" type="text" value="3360.00"/>	<input style="width: 40px;" type="text" value="NO"/>	<input style="width: 40px;" type="text" value="NO"/>	
GVWR (lbs.) <input style="width: 80px;" type="text" value="10360.00"/>	LOADED WEIGHT (lbs.) <input style="width: 80px;" type="text" value="8642.00"/>	Is GVWR Exceeded?	<input style="width: 80px;" type="text" value="NO"/>
Maximum UVW from Tables A & B of the Incomplete Vehicle Manual (IVM) is <input style="width: 80px;" type="text" value="N/A"/> lbs.		(NOTE: UVW does not apply to certification of vehicles with a GVWR above 10,000 lbs.)	
The actual completed weight (UVW) of this vehicle is <input style="width: 80px;" type="text" value="6387.00"/> lbs.		Is Maximum UVW Exceeded? <input style="width: 80px;" type="text" value="NO"/>	
Payload Capacity <input style="width: 80px;" type="text" value="3973.00"/> lbs.			

DEFINITIONS

"UVW" - Completed weight of the vehicle with maximum capacity of all fluids necessary for operation of the vehicle, but without cargo, occupants or accessories that are normally removed when the vehicle is not in use.

"GAWR" and "GVWR" are found on the label affixed to the cover of the Incomplete Vehicle Manual (IVM).

"LOADED VEHICLE WEIGHT" - Completed weight of the vehicle with maximum capacities of all fluids necessary for operation of the vehicle plus 150 lbs. (or 70 kg.) for each designated seating position and appropriate allowance for cargo. Vehicles with tanks for water and/or LP gas must also account for the weight of these fluids in the cargo calculations.

MobilityTRANS

Commercial Passenger Vans


BUY AMERICA DOMESTIC CONTENT WORKSHEET

AGENCY: West Virginia

AT LEAST 77% OF THE MATERIAL COST OF THE BUS IS U.S. DOMESTIC CONTENT:

<u>COMPONENT/MANUFACTURER</u>	<u>FINAL ASSY</u>	<u>NET DOMESTIC CONTENT</u>
Chassis: Ford T350 XL extended passenger van. 77.35% US content per attached detailed breakdown	U.S.	61%
Seats- Folding, manufactured in Chicago, IL Sub-component: Frame and Fabric. 88.3 % of cost American made	U.S.	2.6%
Seats- Fixed, manufactured in Chicago, IL Sub-component: Frame and Fabric. 93.7 % of cost American made	U.S.	0.6%
Wheelchair Lift, Manufactured in Winamac, IN. 68% of cost American made	U.S.	4.6%
Hi Idle system Sub-component: Circuit board, wiring 76% of cost American made	U.S.	0.1%
Wheelchair lift interlock system Sub-component: Circuit board, wiring 87% of cost American made	U.S.	0.3%
Passenger assist poles and handles Sub-component: Stainless steel, 60% of cost American made	U.S.	0.1%
Running Boards Sub-component: Galvanized Steel 100% of cost American made	U.S.	1%
Floor Covering Sub-component: Plywood 100% of cost American made	Foreign	0%
Wheelchair Securement System Sub-component: Steel, Nylon 79% of cost American made	U.S.	1.2%
Final assembly and steel fabrication Sub-component: U.S steel	U.S.	6.9%
	NET U.S. CONTENT	77.4%

Signature



Company
Title

MOBILITY TRANSPORTATION SERVICES
PRESIDENT

MobilityTRANS

Commercial Passenger Vans

July 30, 2015

Ms. Britney Berry, Equal Opportunity Specialist
United States Department of Transportation
Federal Transit Administration Office of Civil Rights
1200 New Jersey Avenue, SE, E54-312
Washington, DC 20590
Britney.Berry@dot.gov


Subject: MTS's DBE Goal for FY 2016

Dear Ms. Berry,

Mobility Transportation Services ("MTS"), a Transit Vehicle Manufacturer ("TVM") located in Canton, Michigan, hereby submits its FY 2016 Disadvantaged Business Enterprise (DBE) Goal in accordance with U.S. Department of Transportation (DOT) Rule 49 CFR Part 26.

MTS's overall goal for FY 2016 (Oct. 1, 2015 to Sept. 30, 2016) is **2.04%** of the total amount of domestic contracted dollars we will expend on USDOT-assisted contracts. Please see attached MTS's DBE goal setting methodology, calculations and public participation.

MTS looks forward to receiving your approval of our FY 2016 DBE goal. I welcome you to contact me at (800) 496-4280 or dave@mobilitytrans.com if you have any questions or comments.



7/30/2015

Dave Brown, President and DBE Liaison Officer

Date

MobilityTRANS

Commercial Passenger Vans

To Whom It May Concern,

MobilityTRANS is a second stage vehicle manufacturer specializing in Paratransit and Ambulatory passenger transportation vehicles. MobilityTRANS is Ford QVM and TVM certified for our upfits and modifications along with our own standards for quality control and production conformity. We will upfit both wagon chassis and cargo van chassis. We are the final assembly point for all of our products. MobilityTRANS strictly follows all applicable NHTSA and FMVSS guidelines including, but not limited to, FMVSS 210. All conversion and installations are done at our location at 42000 Koppnick, Canton, MI. For further information please visit our website at www.mobilitytrans.com or call us at 800-496-4280.

Sincerely,



Dave Brown,
President, MobilityTRANS

***Mobility*TRANS**

Paratransit & Passenger Vans

FMVSS CERTIFICATION

September 12, 2016

To Whom It May Concern:

MobilityTRANS hereby certifies that the vans we provide comply with all applicable Federal Motor Vehicle Safety Standards in effect on their date of manufacture.

Sincerely,



David Brown
President and Dealer