



Fax

To: Melissa Pettrey (melissa.k.pettrey@wv.gov) **From:** H&K Equipment (George Koch)

Fax: 304-558-3970

Pages: 38

Phone: 304-558-0094

Date: 7/30/15

Re:

PO#:

Urgent

For Review

Please Comment

Please Reply

Please Recycle

Notes:

Solicitation No: PPA1600000001
Bid Opening Date: 7/30/15
Bid Opening Time: 1:30 PM EST

07/30/15 13:07:44
WV Purchasing Division



H&K Equipment, Inc.
 4200 Casteel Drive - Coraopolis, PA 15108-9725
 (412) 490-5300 Phone • (412) 494-0975 Main Fax
www.hkequipment.com

July 30, 2015

Department of Administration, Purchasing Division
 2019 Washington Street East
 Charleston, WV 25305-0130

Attention: Ms. Melissa Pettrey

Subject: Solicitation No: PPA1600000001
 Two (2) Reach Stackers

Ms. Pettrey,

We are pleased to submit the following and attached proposal for two (2) Taylor Reach Stackers for your consideration. Specifications are as follows (with performance specifications attached) ALL STEEL USED AT TAYLOR MACHINE WORKS IN THE MANUFACTURING OF THE FOLLOWING TWO (2) REACH STAKERS IS MADE IN THE U.S.A

Two (2) Taylor Model TS-9985 Reach Stackers

ISO and WTP Rated 9.5-ft Container Capacity

Capacity (Stabilizers Down): 99,000 lbs. @ 76" Center of Gravity - 1st Row, (4) High 9.5ft
 75,000 lbs. @ 76" Center of Gravity - 1st Row, (5) High 9.5ft
 93,000 lbs. @ 152" Center of Gravity - 2nd Row, (3) High 9.5ft
 72,000 lbs. @ 152" Center of Gravity - 2nd Row, (4) High 9.5ft
 68,000 lbs. @ 252" Center of Gravity - 3rd Row, (3) High 9.5ft or 2nd rail
 78,000 lbs. @ 204" Center of Gravity - Reach over 8.5' Chassis
 83,000 lbs. @ 176" Center of Gravity - 3 High

Capacity (Stabilizers Up): 99,000 lbs. @ 76" Center of Gravity - 1st Row, (4) High 9.5ft
 75,000 lbs. @ 76" Center of Gravity - 1st Row, (5) High 9.5ft
 85,000 lbs. @ 152" Center of Gravity - 2nd Row, (3) High 9.5ft
 68,000 lbs. @ 152" Center of Gravity - 2nd Row, (4) High 9.5ft
 45,000 lbs. @ 252" Center of Gravity - 3rd Row, (3) High 9.5ft or 2nd rail
 62,000 lbs. @ 252" Center of Gravity - Reach over 8.5' Chassis
 75,000 lbs. @ 176" Center of Gravity - 3 High

Vehicle Weight:

Dive Axle - 102,000 lbs Empty
 237,000 lbs Loaded (100,000 lbs)
 Steer Axle - 93,000 lbs Empty
 57,000 lbs Loaded (100,000 lbs)

RECEIVED TIME JUL. 30. 12:58PM

Tires: (6) 18.00 x 33 E4
 Vehicle Width: 136" Across Counterweight
 Tread Width: 120"
 Width Over Drive Tires: 165"
 Outside Turning Radius: 359"
 Inside Turning Radius: 35"
 Height for Top of Guard: 92"
 Wheelbase: 280"
 Length (Chassis): 362"
 Length Complete Unit: 500" (Boom Down and Retracted)
 Cab Movement Forward: 78" (Powered for Service)
 Height to top of Boom: 198" Lowered
 716" Raised
 Operator Eye to Ground 136"

Attachment Dimensions:

Center of Gravity (Tire Face to Center of Gravity)

1st Row: 76"
 2nd Row: 152"
 3rd Row: 252"

Length of Attachment: 480" Expanded
 240" Retracted
 Width of Attachment: 96"
 Side Shift 31.5"
 Attachment Retraction 95° CW / 185° CCW
 Boom Angle 60°
 Length of ISO Twistlock: 4" Below Attachment
 Height of Top Twistlock: 41.5" Min / 593.5 Max
 Bottom of 9.5' Container to Ground: 143" at Travel Position
 Center of Gravity Distance: 35"
 Hydraulic Pile Slope: 21" – 20' Container
 42" – 40' Container
 Underclearance: 16.5" Midway Wheelbase
 13.5" Bottom of Stabilizers to ground (up position)
 Travel Speed: 15 MPH Empty
 14 MPH Loaded
 Lift Speed: 42 FPM Empty (Approx)
 40 FPM Loaded (Approx)
 Auto-Lube on spreader

Engine: Volvo 12.8L – TAD1360VE-348HP; Turbo Charged
 Tier 4 Final
 Powershift Transmission – All Electric 3 Speed w/ Declutch Modulated Electric Shift Control, Separate
 air/oil cooling and automatic powershift control
 Taylor Max Air Filtration Pre-Cleaner
 Cold Weather Package
 5 Minute Engine Shut Down
 Forward and Reverse Vision Aid System
 High Intensity Discharge Light Kit

Fire Extinguisher; 5 lb. Dry Chemical
Ansul LTA – 101/LVS Twin Agent Fire Suppression System or Equal
2 Million Cycle Spreader
Power on Demand
Load Weight Sensor System
Offset Load Indicating System
Lift Counter
Twistlock Indicator Lights in Cab and on Boom
Cold Weather options wired to Electrical box on side of Machine
Damage Prevention (Lowering is neutralized when “On Container Lights” are Illuminated
Turn and Brake Lights
Preco Sensor System on Rear of Machine
WTP only (No Pin System)
LED Engine Compartment Lights
DVR for All Cameras
Taylor Trak
Trickle Battery Charger Mounted on Machine
All Work Lights LED
Lockable Fuel Cap w/ Strainer
Fuel Water Separator
Dry Type Air Cleaner w/ Safety Element, Restriction Warning Light and Indicator
Muffler w/ Stack Guide
24 Volt Electrical System
110 AMP Alternators
Worklights: – 10 total, 4 Front on Boom, 2 front on Chassis and 2 rear on Chassis and
1 on either end of Attachment on Twistlocks
Two (2) Heavy Duty Batteries w/Battery Disconnect Switch, Stop-Tail-Turn Lights, Rear Visibility Aid
Camera System
Lighted Instrument
Cab Entrance Step Light
Taylor Integrated Control System (TICS) with CANbus Technology w/ Diagnostics with Dash Display
With Two (2) common modules, LMI indicates weight of Load Lifted
Electric Horn 118 DBA
Anti-Restart Ignition Switch
Keyswitch – Activated Amber Strobe Light
Reverse Activated Back-up Alarm
Forward Activated Forward Alarm
Tilt Steering Wheel
Rear View Convex Mirrors in Cab and on Chassis
Steer Wheel Stud Protectors
Hydraulic Actuated with Force Cooled Wet Disc Brakes
Remote Mounted Oil Cooler and Engine Fuel Cooler
Auxiliary Drive Line Mounted Parking Brake
Hydrostatic Power Steering
Electric Joystick Operated Controls and Switch Controls
Hydraulic Powered Sliding Center Rear Mount 1 – Door all Welded Structure Cab with Rear exit
window, includes 66,000 BTU total heating, 32,000 BTU Air Conditioning, Front and Rear
Defrosting, Cab Pressurizer, Fresh Air Intake, Two Circulation Fans, Front and Rear wipers w/
Control Switches and Top Glass Wiper, Front, Top, and Rear Windshield Washers, Dome Light,
and Tinted Glass.

Adjustable Vinyl Covered Air Ride Suspension Seat w/ Flip Down, Adjustable – Angle Arm Rests,
 Orange Seat Belt and OPS Switch
 Three (3) Twistlock Indicator Lights Located on Upper Cab Front, Cross Member
 Wire Mesh Strainers and Return Line Filters w/ Replaceable Elements in Tank.
 Telescopic Boom
 2040 ISO and WTP Container Handler Attachment with Rotation, Side Shifter, Expansion/Retraction
 and dampening with 31.5 ± sidershifter, rotation 95 ccw 1105 cw, will handle ISO, +/- 5 degrees
 Powered Pile Slope, WTP containers.
 Load Stabilizers on Chassis
 Warranty – 2 Year, Unlimited Hours
 Operator Training
 Technician Training
 Warranty – 2 year, 3,000 hours per each year
 Color – Safety Yellow
 Full Maintenance Included- Schedule Attached
 Excluded: Tires, Glass, Fuel, Lights, Abuse

Price Each\$958,945.00

Price Total (Qty. 2).....\$1,917,890.00

Optional

Add 3rd Year Warranty
Add - \$12,850.00

Add 4th Year Warranty
Add - \$12,850.00

Delivery.....On Site By 9/4/15
 Terms.....Net 10 Days after 2 week acceptance period
 Price Firm.....For 30 Days (Subject to Prior Sale)
 All Taxes Excluded
 FOB.....Delivered to Prichard, WV
 Installation and Set up Included

Thank you for the opportunity to submit this proposal. If you have any questions, or if any further information is needed, please do not hesitate to call.

Very truly yours,
H & K EQUIPMENT, INC.

George C. Koch
GCK/as

RECEIVED TIME JUL 30 12:58PM

WVPPA Cost Sheet							
Line Item	Description	Brand being Bid	Brand Model Bid	Unit Cost	Unit of Measure	Quantity	Extended Cost
1	Reach Stacker including 2 year comprehensive warranty	Taylor	TS-9985	\$958,945.00	Each	2	0.00
2	Optional 3rd Year Warranty	Taylor	Optional 3rd year warranty	\$12,850.00	Year	2	0.00
3	Optional 4th Year Warranty	Taylor	Optional 4th year warranty	\$12,850.00	Year	2	0.00
Total Bid:						\$1,969,290.00	0.00

REQUEST FOR QUOTATION
Two (2) Intermodal Reach Stackers

SPECIFICATIONS

1. **PURPOSE AND SCOPE:** The West Virginia Purchasing Division is soliciting bids on behalf of the West Virginia Public Port Authority "WVPPA", a state agency under the Department of Transportation that works to develop the potential intermodal networks by combining highway, rail, and water transportation infrastructure to maximize overall economic advantages to business, industry, and the citizens of West Virginia, to establish a contract for the "One-time" purchase of two (2) Reach Stackers.
2. **DEFINITIONS:** The terms listed below shall have the meanings assigned to them below. Additional definitions can be found in section 2 of the General Terms and Conditions.
 - 2.1 "Contract Item" means a machine used to lift containers from a train, the ground, or chassis, as more fully described by these specifications.
 - 2.2 "Intermodal unit means a standardized reusable steel box. Intermodal containers are used to store and move materials and products efficiently and securely in the global containerized intermodal freight transport system. "Intermodal" indicates that the container can be used across various modes of transport, (from ship to rail to truck) without unloading and reloading its contents
 - 2.3 "ISO" means a container, freight container, ISO container, shipping container, hi-cube container, box, sea container, container van) is a standardized reusable steel box. Lengths of containers, which each have a unique ISO 6346 reporting mark, vary from 8 to 56 feet (2.438 to 17.069 m) and heights from 8 feet (2.438 m) to 9 feet 6 inches (2.896 m).
 - 2.4 "Pricing Page" means the pages, contained in wvOASIS or attached as Exhibit A, upon which Vendor should list its proposed price for the Contract Items.
 - 2.5 "Reach Stacker" means a vehicle used for handling intermodal cargo containers in small terminals or medium-sized ports. Reach stackers are able to transport a container short distances very quickly and pile them in various rows depending on its access.
 - 2.6 "Solicitation" means the official notice of an opportunity to supply the State with goods or services that is published by the Purchasing Division.
 - 2.7 "Twistlock" means a standardized rotating connector for securing shipping containers. The primary uses are for locking a container into place on container ship, semi-trailer truck or railway container train; and for lifting of the containers by container cranes and sidelifers.

Revised 10/27/2014

RECEIVED TIME JUL. 30. 12:58PM

**REQUEST FOR QUOTATION
Two (2) Intermodal Reach Stackers**

- 2.8 "OSHA 29 CFR" Information can be found at:**
https://www.osha.gov/pls/oshaweb/owasrch.search_form?p_doc_type=standards&p_toc_level=0
- 2.9 "OSHA 29 CFR 1910" Information can be found at:**
https://www.osha.gov/pls/oshaweb/owasrch.search_form?p_doc_type=STANDARD&p_toc_level=1&p_keyvalue=1910
- 2.10 "OSHA 29 CFR 1910.179" Information to comply with this regulation can be found at the following website:**
https://www.osha.gov/pls/oshaweb/owadisp.show_document?p_table=standards&p_id=9830
- 2.11 "American Welding Society's specification AWS 14.1" Information found at:**
https://pubs.aws.org/Download_PDFS/D14.1-D14.1M-2005PV.pdf
- 2.12 "US EPA Tier IV" Information can be found at:**
<http://www.epa.gov/otaq/nonroad-diesel.htm>
- 2.13 "WTP" is an intermodal container that stands for Wide Twist Pick and denotes the spacing for the crane to lift the deck at intermodal yards.**
- 2.14 "Programmable Logic Controller (PLC)" A digital computer used for automation of typically industrial electromechanical processes, such as control of machinery.**
- 2.15 "USB Drive" an external drive that can be used with any computer that has a USB port.**
- 2.16 "Twin-Agent Fire extinguishing system" incorporates the benefits of dry chemical and foam. The dry chemical will knock down the fire rapidly, while the foam secures the hazard by laying a vapor-suppressing blanket.**
- 2.17 "United States Customary Measures" system of measurements commonly used in the United States. Examples include inch, foot, yard, and mile.**
- 2.18 "Damage Prevention System" system designed to protect the containers and machine from damage.**
- 2.19 "Rims" outer edge of a wheel, on which the tire is fitted.**

REQUEST FOR QUOTATION
Two (2) Intermodal Reach Stackers

2.20 "Executive Director of the WVPPA" the person that has the authority to manage the West Virginia Public Port Authority. Currently, this position is held by Neal Vance.

3. GENERAL REQUIREMENTS:

3.1 Mandatory Contract Item Requirements: Contract Item must meet or exceed the mandatory requirements listed below.

3.1.1 Reach Stacker

3.1.1.1 Reach Stacker must be capable of lifting the following intermodal units:

Will Comply - **3.1.1.1.1 ISO containers (89 in. twistlock position) and WTP containers (96 3/8 in. twistlock position).**

Will Comply - **3.1.1.1.2 Must be able to handle the following intermodal units: 20', 40', 45', 48', and 53' in length.**

Will Comply - See Spec Sheet - **3.1.1.2 Reach Stacker must be capable of stacking lifting 28 metric tons for second rail lifting (21 feet) of double stacked rail car.**

Will Comply See Spec Sheet - **3.1.1.2.1 Must be capable of ground stacking of rows 1-3 both with and without use of outriggers.**

Will Comply - **3.1.1.3 Reach Stacker must provide documentation, with bid, certifying that the machine was inspected and load tested in accordance with OSHA 29 CFR 1910.179 rated load test.**

Will Comply - **3.1.1.3.1 Test loads shall not be more than 125 percent of the rated load unless otherwise recommended by the manufacturer. The test reports shall be placed on file where readily available to appointed personnel.**

Will Comply - **3.1.1.4 Reach Stacker must be capable of traveling while simultaneously hoisting or lowering.**

**REQUEST FOR QUOTATION
Two (2) Intermodal Reach Stackers**

Will Comply - **3.1.1.4.1** Spreader must be able to handle offset loads in normal operation.

Will Comply - Stacker is equipped with lock valves on hydraulics - **3.1.1.4.2** Reach Stacker when lifting/hoisting under load, must be designed to hold load in the case of a loss of electrical power or hydraulic pressure.

Will Comply - **3.1.1.5** Reach Stacker must be equipped with a programmable logic controller (PLC) with in cab display for programming updates and for display of data collected.

Will Comply - **3.1.1.5.1** PLC to maintain log of all parameter updates, to include the date and time, the required permission level, the name of the person performing the update.

Data Storage is based on amount of data, not time - **3.1.1.5.2** PLC to have available data storage for a period not less than 24 months.

Not Applicable - **3.1.1.5.3** Machine to have capability to download data collected by PLC to USB drive.

Will Comply - **3.1.1.5.4** Onsite mechanics must be able to program PLC; supplier to detail the method(s) for onsite mechanics to program PLC.

Will Comply, except supplying laptop - **3.1.1.5.5** If programming of the PLC requires input from an external device (such as a laptop computer), Supplier to provide all necessary software and hardware.

Vendor should provide a copy of any software or hardware terms and conditions that are a part of this purchase that the State or the Agency will have to accept as part of this purchase with their bid submission.

Vendor will be required to provide any software or hardware terms and conditions that are a part of this solicitation that the State or the Agency will have to accept before Purchase Order is issued.

Revised 10/27/2014

RECEIVED TIME JUL 30 12:58PM

REQUEST FOR QUOTATION
Two (2) Intermodal Reach Stackers

- Will Comply - **3.1.1.5.6** Supplier to detail PLC parameters that on-site mechanics can adjust, indicating the range settings available to the on-site mechanic for each parameter.
- Will Comply - **3.1.1.5.7** Supplier to detail PLC parameters that can require Manufacturer representatives to adjust, indicating the setting for each such PLC parameter.
- Will Comply - **3.1.1.5.8** On-site mechanics to have the ability to reset counters for sensor faults and use of override system; with these counters displayed on the in cab PLC display.
- Will Comply - **3.1.1.5.9** Machine to perform diagnostic check of all sensors, lights, and alarms at engine startup and store a record of this diagnostic check and any resultant faults in the PLC. PLC to record the following: Normal machine functions, sensor faults, diagnostic checks, activation of alarms, total machine hours, engine hours (on-site mechanics able to reset this counter with each engine change); hours idling, fuel consumption, number of units handled by spreader configuration, spreader scale readings for each unit lifted.
- Will Comply - **3.1.1.6** Supplier will provide documentation at the time of delivery of welding being performed in accordance with American Welding Society's specification AWS14.1, applicable to welding for industrial and mill cranes.
- Will Comply - **3.1.1.7** Reach Stacker will have all ladders, stairways and walkways provided to allow access to the operator's cab and all areas of the crane which require servicing or inspection.
- Will Comply - **3.1.1.7.1** All ladders, stairways, walkways, platforms and handrails shall be designed in strict accordance with OSHA 29 CFR.

REQUEST FOR QUOTATION
Two (2) Intermodal Reach Stackers

No Toe Guards, to do so would affect delivery - **3.1.1.7.2** Toe guards are to be provided on all walkways and platforms, ladder from the side beam to the top platform will be cage protected.

Will Comply - **3.1.1.7.3** All ladder treads and walkways shall be made of steel with anti-slip provisions.

Will Comply - **3.1.1.7.4** All areas where rotating machinery is exposed and all pinch points shall be guarded in accordance with OSHA 29 CFR 1910.

Will Comply - Auto Lube System for Spreader Only - **3.1.1.8** Reach Stacker will have a spreader with an automatic central lubrication system and automatic 20/40 spreader function.

Will Comply - **3.1.1.8.1** Centerline of spreader marked on cab side, with marking visible to operator.

Will Comply - **3.1.1.8.2** Screw driven movement between ISO, WTP lift positions.

Will Comply - **3.1.1.8.3** Spreader will have a scale system, capable of measuring imbalanced loads.

Will Comply - **3.1.1.8.4** Supplier to provide documentation, at the time of delivery that indicates sensitivity of the scale system and provides detail of the scale system.

Will Comply - **3.1.1.8.5** Scale readings to be converted to weights measured in pounds and distances measured in inches and stored in PLC (i.e. total weight lifted 65,000 lbs., center of gravity 20 inches left of center).

Will Comply - **3.1.1.8.6** Both rotate motors will include braking.

Will Not Comply - Volvo I2.8 L TAD 1360VE - 348 HP - **3.1.1.9** Reach Stacker will have a Cummins QSM11-35 electronic turbocharged, charged air after cooled (air-to-air) diesel engine, or equivalent.

**REQUEST FOR QUOTATION
Two (2) Intermodal Reach Stackers**

- Will Comply - **3.1.1.9.1** Diesel engine should have at least 335 (250kW) gross brake horsepower at 2100 rpm and 365 (272kW) gross horsepower at 1800 rpm.
- Will Comply - **3.1.1.9.2** Peak torque of at least 1235 ft-lbs at 1400 rpm.
- Will Comply - **3.1.1.9.3** Electronic diagnostic maintenance monitor, fuel/water separator and engine/transmission protection systems.
- Will comply - except low hydraulic fluid - **3.1.1.9.4** Engine must be equipped with alarms and shutdown protection for low hydraulic fluid, low oil pressure, low coolant level, and high coolant temperature.
- Will Comply - **3.1.1.9.5** Fuel Consumption shown in gallons per hour. Equipped with Power on Demand.
- Will Comply - **3.1.1.9.6** Emissions to meet US EPA Tier IV.
- Will Comply - **3.1.1.10** Reach Stacker must have a brake system that includes a cooling circuit and the machine to be restricted to 1st gear when brake cooling oil temperature is above specification.
- Will Comply - **3.1.1.11** Reach Stacker must have a transmission that allows the machine to be set not to allow travel in excess of the WVPPA, on site speed limit of 15 miles per hour.
- Will Comply - **3.1.1.11.1** The engine RPM's must be at idle speed before the declutch disengages.
- Will Comply - **3.1.1.11.2** Machine is to be at a complete stop before allowing change in direction.
- Will Comply - **3.1.1.11.3** Machine must be programmed to start in 1st gear.
- Will Comply - **3.1.1.11.4** Automatic shifting between forward gears.

Revised 10/27/2014

RECEIVED TIME JUL. 30. 12:58PM

REQUEST FOR QUOTATION
Two (2) Intermodal Reach Stackers

Will Comply - **3.1.1.12** Reach Stacker must have an Engine/Battery Compartment doors must have a positive door latch for the closed position.

Will Comply - **3.1.1.12.1** Compartment is to be protected with an Ansul LTA-101/LVS Twin Agent Fire Suppression System or equivalent with spot heat detector sensors and engine shutdown pressure switch.

Will Comply - **3.1.1.12.2** Installation and operational manual to be provided, at time of delivery.

Will Comply - **3.1.1.13** Reach Stacker must have a fuel system with an inline separator, approved by the engine manufacturer.

Will Comply, from running board only - **3.1.1.13.1** The fuel tank filling point and overflow must be accessible from ground level.

Will Comply - **3.1.1.14.2** The operator of the Heartland Intermodal Gateway at Prichard, WV, will confirm installation upon delivery.

Will Comply - **3.1.1.14** Reach Stacker must have details for all hydraulic pumps, including manufacturer, model, type, flow rate, and pressure rating.

Will Comply - **3.1.1.14.1** Supplier will provide detail for all hydraulic tanks, including capacity, location, filtration mechanisms, fluid level indicating devices, and fill points.

Will Comply - **3.1.1.14.2** Steel tube lines required where machine's operation permits their use.

Will Comply - **3.1.1.14.3** Where machine's operation does not permit use of steel tube lines, six wire braided hoses must be used.

Will Comply - **3.1.1.14.4** All fittings and couplings to be American Standard thread, or equivalent.

Revised 10/27/2014

RECEIVED TIME JUL 30 12:58PM

**REQUEST FOR QUOTATION
Two (2) Intermodal Reach Stackers**

Will Comply - **3.1.1.14.5** Hydraulic test spuds are required.

Will Comply - **3.1.1.14.6** Hydraulic tanks(s) to have clean-out and inspection covers.

75% are constructed of metal - **3.1.1.14.7** Hose tracks to be constructed of metal components.

Not Applicable - **3.1.1.14.8** Hydraulic tank(s) to be equipped with permanent filtration systems for both pressure and suction circuits.

10 Micron - **3.1.1.14.9** Supplier to indicate filtration capabilities in microns.

Will Comply - **3.1.1.15** Reach Stacker must have audible travel alarm on rear of machine.
Audible and visual overfill alarm for fuel tanks.

Will Comply - **3.1.1.15.1** Audible and visual low fuel level alarm in cab.

Will Comply - **3.1.1.15.2** Audible and visual low oil pressure alarm in cab.

Will Comply - Need Additional Information - **3.1.1.16** Reach Stacker will need supplier to install WVPPA approved hardware and software.

Will Need Information - **3.1.1.16.1** Supplier will be responsible for running all required electrical and communications cables for cameras.

Will Comply with two (2) cameras, will be affected by low light - **3.1.1.16.2** Mount required drive cameras on machine to cover all directions of travel and turning radius; these camera views to be recorded during all hours of engine operation.

Will Comply - **3.1.1.17** Reach Stacker must have all lights to be LED type and sealed against moisture.

Will Comply - **3.1.1.17.1** All lights on machine's exterior to be shock mounted.

REQUEST FOR QUOTATION
Two (2) Intermodal Reach Stackers

- Will Comply - **3.1.1.17.2** Engine compartment must have LED service lights.
- Will Comply - **3.1.1.17.3** High intensity work lights (4) front, (2) rear and (2) on the attachment capable of illuminating the working area under spreader and having a sufficient illuminated range to exceed maximum stopping distance with a 65,000 lb. load on spreader.
- Will Comply - **3.1.1.17.4** Key switch actuated amber strobe light, forward alarm, reverse-actuated warning strobe light on rear two (2) corners and an audible travel alarm.
- Will Comply - **3.1.1.18** Reach Stacker Cab must be fully enclosed and insulated to protect against heat, cold, and noise.
- Will Comply - **3.1.1.18.1** Cab will be equipped with heat/air conditioning.
- Will Comply - **3.1.1.18.2** Portable ABC dry type fire extinguishers mounted on each side of the structure near the cab and engine/battery compartment.
- Will Comply - **3.1.1.18.3** Machine must be equipped with a twistlock override system which requires two (2) persons to operate.
- Will Comply - **3.1.1.18.4** Use of override system must be logged in the PLC for later retrieval by on-site mechanics.
- Will Comply - **3.1.1.18.5** Operator's seat to be air suspension fully adjustable with adjustable lumbar support and seatbelt protection with manual adjustments.
- Will Comply, Will provide standard Tics (MD# Display) - **3.1.1.18.6** All gauges will read in United States customary measures and be located in the cab: Tachometer, Water temperature, Voltmeter, Oil pressure, Engine hours, Gallons of fuel remaining, Battery charge remaining.

Revised 10/27/2014

RECEIVED TIME JUL. 30. 12:58PM

**REQUEST FOR QUOTATION
Two (2) Intermodal Reach Stackers**

Will Comply - **3.1.1.19** Reach Stacker will have all gauges, signs and documentation in English language.

Not Applicable - **3.1.1.19.1** A Damage Prevention System to prevent roof damage to units will be included.

Will Comply - **3.1.1.19.2** All pins and bushing to be grease able.

Will Comply - **3.1.1.19.3** All components requiring fluids must have drain and fill ports.

Not Applicable - **3.1.1.19.4** Self-contained coolant heater fueled from diesel tank, designed to start automatically if coolant drops below its gelling temperature; operation of this heater to be monitored by PLC.

Will Comply - **3.1.1.19.5** Machine must be equipped with cold weather package: 220-20 volt single phase for hydraulics; 110-120 volt for oil, coolant and battery heaters.

Will Comply - **3.1.1.19.6** Prefer (1) connection for all heaters.

Will Comply - **3.1.1.19.7** Machine to be equipped with an external battery disconnect switch.

Will Comply - **3.1.1.19.8** Machine must be capable of recharging batteries from shore power.

Will Comply - **3.1.1.19.9** Supplier to indicate shore power voltage required.

Will Comply - **3.1.1.20** Reach Stacker must have a programmable shutdown feature to allow compliance with government regulations concerning diesel engine idling and to prevent inadvertent battery drainage.

Will Comply - **3.1.1.20.1** Programmable shutdown feature should provide settings for: Minutes with no activity while in high idle before

**REQUEST FOR QUOTATION
Two (2) Intermodal Reach Stackers**

automatic transition to low idle, Minutes with no activity while in low idle to transition to automatic shutdown of engine, Minutes with no activity after engine shutdown to disconnect batteries.

Will Comply - **3.1.1.20.2** On-site mechanic to have the ability to update these settings; Programming updates to this setting, and any engine shutdowns as a result of this feature to be logged in PLC.

Will Comply - **3.1.1.20.3** Rims to be rated at 10 bar or greater.

Will Comply - **3.1.2 SPECIFICATION FOR SYSTEM ACCEPTANCE:** Agency will not formally accept the System until the System has operated without failure for fourteen (14) consecutive days, beginning immediately after the mandatory three (3) day training period. The Agency will issue a request for Change Order to the West Virginia Purchasing Division stating acceptance of the system thereby beginning the two (2) year warranty. Future requests for warranty and maintenance will be based on these dates.

Will Comply - **3.1.3 Warranty;** Reach-Stacker will include a warranty period, not less than 2 years, with no limit on hours of engine operation, for full parts & labor. As part of warranty and maintenance Vendor shall make any necessary repairs, replace any defective parts, perform preventative maintenance, install engineering changes, software updates and modifications, and otherwise maintain the system at no cost to the agency.

Supplier will provide a scheduled preventative maintenance to incorporate on-site mechanics and supplier provided certified equipment mechanics. Preventative maintenance must meet manufacturer's suggested service.

Will Comply - **3.1.3.1** Warranty and maintenance will extend for a full twenty four (24) months or 2-year period. This period will begin upon acceptance of the new access control system as outlined in 3.1.2.

Vendor must provide the cost of renewing warranty and maintenance for optional renewals of years 3 and 4. Annual optional renewals will

REQUEST FOR QUOTATION
Two (2) Intermodal Reach Stackers

be initiated by the Agency and processed and issued by the West Virginia Purchasing Division.

Optional warranty periods will be added in subsequent years with acceptance of both the Vendor and the Agency and issued by the West Virginia Purchasing Division

Will Comply - **3.1.3 Training;** Supplier will provide three (3) days of onsite operator and mechanic training. Training to accommodate WVPPA operating schedule.

3.1.4 Delivery Documentation; Supplier to provide as an attachment/supplement

Will Comply - **3.1.4.1** The recommended list of spare parts to be maintained onsite for both scheduled maintenance and anticipated minor repairs, assuming an average annual usage of 3,000 engine operating hours. List of spare parts should include the following data elements: Part number, Part description, Part supplier, On hand quantity recommended, per part price, Lead time if in excess of 72 hours.

Will Comply - **3.1.4.2** Reach Stacker will include two (2) printed and electronic copies of all manuals and drawings, written in English delivered to the Executive Director of the WVPPA.

Will Comply - **3.1.4.3** one (1) printed and electronic copy of all manuals and drawings, written in English and delivered with machine and receipted for by local WVPPA management or representative.

Will Comply - **3.1.4.4** Three (3) printed and electronic copies of the manufacturer's manuals for the Engine, Transmission, Drive Axle, and Heating/Air Conditioning Unit distributed as above.

Drawing to include, at a minimum, the following: Arrangement plans and drawings, product drawings including part numbers in each figure, wiring schematics and interconnection diagrams, hydraulic schematics, braking systems for drive, park, and hoist. A complete listing of all parts in build (production line sheet).

**REQUEST FOR QUOTATION
Two (2) Intermodal Reach Stackers**

4. CONTRACT AWARD:

4.1 Contract Award: The Contract is intended to provide Agencies with a purchase price for the Contract Items. The Contract shall be awarded to the Vendor that provides the Contract Items meeting the required specifications for the lowest overall total cost as shown on the Pricing Pages.

Bids will be evaluated on Total Overall Cost; award will be for the equipment including the first two (2) years comprehensive maintenance.

4.2 Pricing Page: Vendor should complete the pricing page with a lump sum cost for the equipment including the first two years of comprehensive warranty. Vendor must provide the cost of renewing warranty and maintenance for optional renewals of years 3 and 4.

Vendor should complete the Pricing Page in full as failure to complete the Pricing Page in its entirety may result in Vendor's bid being disqualified.

Vendor should type or electronically enter the information into the Pricing Page to prevent errors in the evaluation.

Vendors should download the Exhibit "A": Pricing Page that is attached separately to the CRFQ and published to the VSS. Vendors must complete this form with their prices information and include it as an attachment to their online response.

If unable to respond online please submit the Exhibit "A" Proposal Form/Pricing Pages with your bid prior to the scheduled bid opening date.

5. PAYMENT:

5.1 Payment: Vendor shall accept payment in accordance with the payment procedures of the State of West Virginia.

REQUEST FOR QUOTATION
Two (2) Intermodal Reach Stackers

6. DELIVERY AND RETURN:

6.1 Shipment and Delivery: Vendor shall ship the Contract Items immediately upon receiving a purchase order or notice to proceed. Vendor must deliver the Contract Items on or before September 4, 2015, to meet the facility opening date of October 1, 2015. Required on-site training, must begin within 14 days of delivery, unless previous written permission provided by the WVPPA. Contract Items must be delivered to the Heartland Intermodal Gateway at 401 Heartland Drive, Prichard, WV 25555.

6.2 Late Delivery: The Agency placing the order under this Contract must be notified in writing if the shipment of the Contract Items will be delayed for any reason. Any delay in delivery that could cause harm to an Agency will be grounds for cancellation of the Contract, and/or obtaining the Contract Items from a third party.

Any Agency seeking to obtain the Contract Items from a third party under this provision must first obtain approval of the Purchasing Division.

6.3 Delivery Payment/Risk of Loss: Vendor shall deliver the Contract Items F.O.B. destination to the Agency's location.

6.4 Return of Unacceptable Items: If the Agency deems the Contract Items to be unacceptable, the Contract Items shall be returned to Vendor at Vendor's expense and with no restocking charge. Vendor shall either make arrangements for the return within five (5) days of being notified that items are unacceptable, or permit the Agency to arrange for the return and reimburse Agency for delivery expenses. If the original packaging cannot be utilized for the return, Vendor will supply the Agency with appropriate return packaging upon request. All returns of unacceptable items shall be F.O.B. the Agency's location. The returned product shall either be replaced, or the Agency shall receive a full credit or refund for the purchase price, at the Agency's discretion.

6.5 Return Due to Agency Error: Items ordered in error by the Agency will be returned for credit within 30 days of receipt, F.O.B. Vendor's location. Vendor shall not charge a restocking fee if returned products are in a resalable condition. Items shall be deemed to be in a resalable condition if they are unused and in the original packaging. Any restocking fee for items not in a resalable condition shall be the lower of the Vendor's customary restocking fee or 5% of the total invoiced value of the returned items.

**REQUEST FOR QUOTATION
Two (2) Intermodal Reach Stackers**

7 VENDOR DEFAULT:

7.1 The following shall be considered a vendor default under this Contract.

- 7.1.1 Failure to provide Contract Items in accordance with the requirements contained herein.**
- 7.1.2 Failure to comply with other specifications and requirements contained herein.**
- 7.1.3 Failure to comply with any laws, rules, and ordinances applicable to the Contract Services provided under this Contract.**
- 7.1.4 Failure to remedy deficient performance upon request.**

7.2 The following remedies shall be available to Agency upon default.

- 7.2.1 Immediate cancellation of the Contract.**
- 7.2.2 Immediate cancellation of one or more release orders issued under this Contract.**
- 7.2.3 Any other remedies available in law or equity.**

George Koch

From: George Koch
Sent: Wednesday, July 29, 2015 10:45 AM
To: George Koch
Subject: Solicitation No. PPA1600000001; Two (2) Reach Stackers (Will Comply Tabulation)

Solicitation No. PPA1600000001, Two (2) Reach Stackers**General Requirements:****Section 3:****3.1.1.1**

- 3.1.1.1.1 Will Comply
- 3.1.1.1.2 Will Comply

3.1.1.2 Will Comply – See Spec Sheet

- 3.1.1.2.1 Will Comply – See Spec Sheet

3.1.1.3 Will Comply

- 3.1.1.3.1 Will Comply

3.1.1.4 Will Comply

- 3.1.1.4.1 Will Comply
- 3.1.1.4.2 Will Comply – Stacker is equipped with lock valves on hydraulics

3.1.1.5 Will Comply

- 3.1.1.5.1 Will Comply
- 3.1.1.5.2 Data Storage is based on amount of data, not time
- 3.1.1.5.3 Not Applicable
- 3.1.1.5.4 Will Comply
- 3.1.1.5.5 Will Comply, except supplying laptop
- 3.1.1.5.6 Will Comply
- 3.1.1.5.7 Will Comply
- 3.1.1.5.8 Will Comply
- 3.1.1.5.9 Will Comply

3.1.1.6 Will Comply**3.1.1.7 Will Comply**

- 3.1.1.7.1 Will Comply
- 3.1.1.7.2 No Toe Guards, to do so would affect delivery
- 3.1.1.7.3 Will Comply
- 3.1.1.7.4 Will Comply

3.1.1.8 Will Comply – Auto Lube System for Spreader Only

- 3.1.1.8.1 Will Comply
- 3.1.1.8.2 Will Comply

- 3.1.1.8.3 Will Comply
- 3.1.1.8.4 Will Comply
- 3.1.1.8.5 Will Comply
- 3.1.1.8.6 Will Comply

- 3.1.1.9 Will Not Comply – Volvo 12.8 L TAD 1360VE – 348 HP
 - 3.1.1.9.1 Will Comply
 - 3.1.1.9.2 Will Comply
 - 3.1.1.9.3 Will Comply
 - 3.1.1.9.4 Will comply, except low hydraulic fluid
 - 3.1.1.9.5 Will Comply
 - 3.1.1.9.6 Will Comply

- 3.1.1.10 Will Comply

- 3.1.1.11 Will Comply
 - 3.1.1.11.1 Will Comply
 - 3.1.1.11.2 Will Comply
 - 3.1.1.11.3 Will Comply
 - 3.1.1.11.4 Will Comply

- 3.1.1.12 Will Comply
 - 3.1.1.12.1 Will Comply
 - 3.1.1.12.2 Will Comply

- 3.1.1.13 Will Comply
 - 3.1.1.13.1 Will Comply, from running board only
 - 3.1.1.13.2 Will Comply

- 3.1.1.14 Will Comply
 - 3.1.1.14.1 Will Comply
 - 3.1.1.14.2 Will Comply
 - 3.1.1.14.3 Will Comply
 - 3.1.1.14.4 Will Comply
 - 3.1.1.14.5 Will Comply
 - 3.1.1.14.6 Will Comply
 - 3.1.1.14.7 75% are constructed of metal
 - 3.1.1.14.8 Not Applicable
 - 3.1.1.14.9 10 Micron

- 3.1.1.15 Will Comply
 - 3.1.1.15.1 Will Comply
 - 3.1.1.15.2 Will Comply

- 3.1.1.16 Will Comply – Need Additional Information.
 - 3.1.1.16.1 Will Need Information
 - 3.1.1.16.2 Will Comply with two (2) cameras, will be affected by low light

- 3.1.1.17 Will Comply
 - 3.1.1.17.1 Will Comply
 - 3.1.1.17.2 Will Comply
 - 3.1.1.17.3 Will Comply

3.1.1.17.4 Will Comply

3.1.1.18 Will Comply

3.1.1.18.1 Will Comply

3.1.1.18.2 Will Comply

3.1.1.18.3 Will Comply

3.1.1.18.4 Will Comply

3.1.1.18.5 Will Comply

3.1.1.18.6 Will Comply, Will provide standard Tics (MD3 Display)

3.1.1.19 Will Comply

3.1.1.19.1 Not Applicable

3.1.1.19.2 Will Comply

3.1.1.19.3 Will Comply

3.1.1.19.4 Not Applicable

3.1.1.19.5 Will Comply

3.1.1.19.6 Will Comply

3.1.1.19.7 Will Comply

3.1.1.19.8 Will Comply

3.1.1.19.9 Will Comply

3.1.1.20 Will Comply

3.1.1.20.1 Will Comply

3.1.1.20.2 Will Comply

3.1.1.20.3 Will Comply

3.1.2 Will Comply

3.1.3 Will Comply

3.1.3.1 Will Comply

3.1.3.2 Will Comply

3.1.4

3.1.4.1 Will Comply

3.1.4.2 Will Comply

3.1.4.3 Will Comply

3.1.4.4 Will Comply



H&K Equipment, Inc.
4200 Casteel Drive · Coraopolis, PA 15108-9725
(412) 490-5300 Phone · (412) 494-0975 Main Fax
www.hkequipment.com

West Virginia Public Port Authority

Below is the regular monthly preventative maintenance description for two Taylor TS-9985 Reach Stackers at your Prichard, WV facility. The maintenance will be based on 3,000 hours of annual usage on two machines for a period of two years and includes the following services.

Monthly visits (24 total):

- Lube drive shaft, u-joints and other bearings
- Lube all grease fittings on the steer axle
- Grease pins and bushings in boom
- Lube twistlocks and attachment cylinders
- Lube cab wheel bearings
- Lube all other grease fittings

Bi-Monthly visit (12 total):

- All Monthly visit items
- Drain and change engine oil
- Change fuel filters
- Change transmission filters
- Check and fill differential and planetary hubs as needed
- Clean boom extension sensor lens
- Check accumulator precharge
- Check cab positioning chain tension

Bi-Annual visit (4 total):

- All monthly and bi-monthly items
- Change primary air filter
- Change hydraulic oil filters
- Inspect all brake linings, replace as needed
- Clean transmission air breather
- Inspect rims and components for fatigue
- Check
 - Axle mounting bolts
 - Rotator bearings and mounting bolts
 - Cab positioning motor and sprockets

Annual Service Visit (2 total):

- All previously listed services'
- Drain and refill differential and planetary hubs.
- Drain and refill entire hydraulic system
- Replace hydraulic tank breather
- Clean hydraulic tank

****Maintenance to be performed during daylight hours, Monday through Friday, unless otherwise specified.**

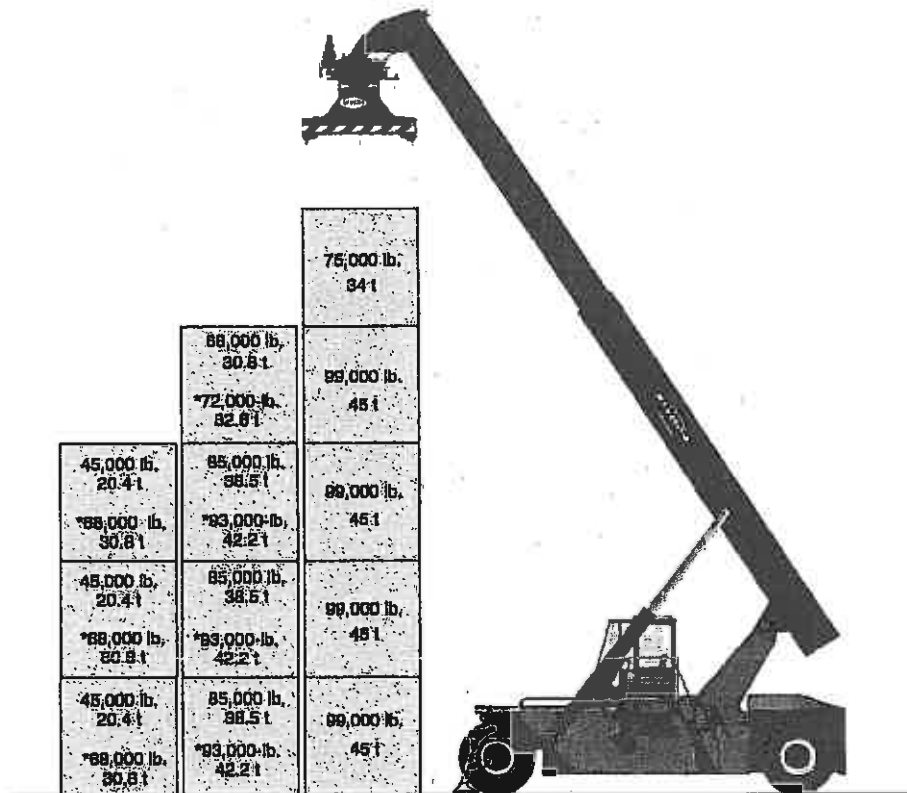
****Any lifting equipment needed for services is excluded.**



TS-9985

Reach Stacker Preliminary Specifications

ISO And WTP Rated Container Capacity 99,000-lbs. (45 t)
 for 4-high 9.5-ft. (2.9 m) First Row Stacking
 and 75,000 lbs. (34 t) for 5-high Stacking
 280-in. (7,112 mm) Wheelbase
 Equipped With Stabilizers
 Higher Rated Capacities With Stabilizers Down



* Higher Rated Capacities With Stabilizers Down

under Twistlock Position

TS-9985 Reach Stacker

*Central Gravity
is determined from face*

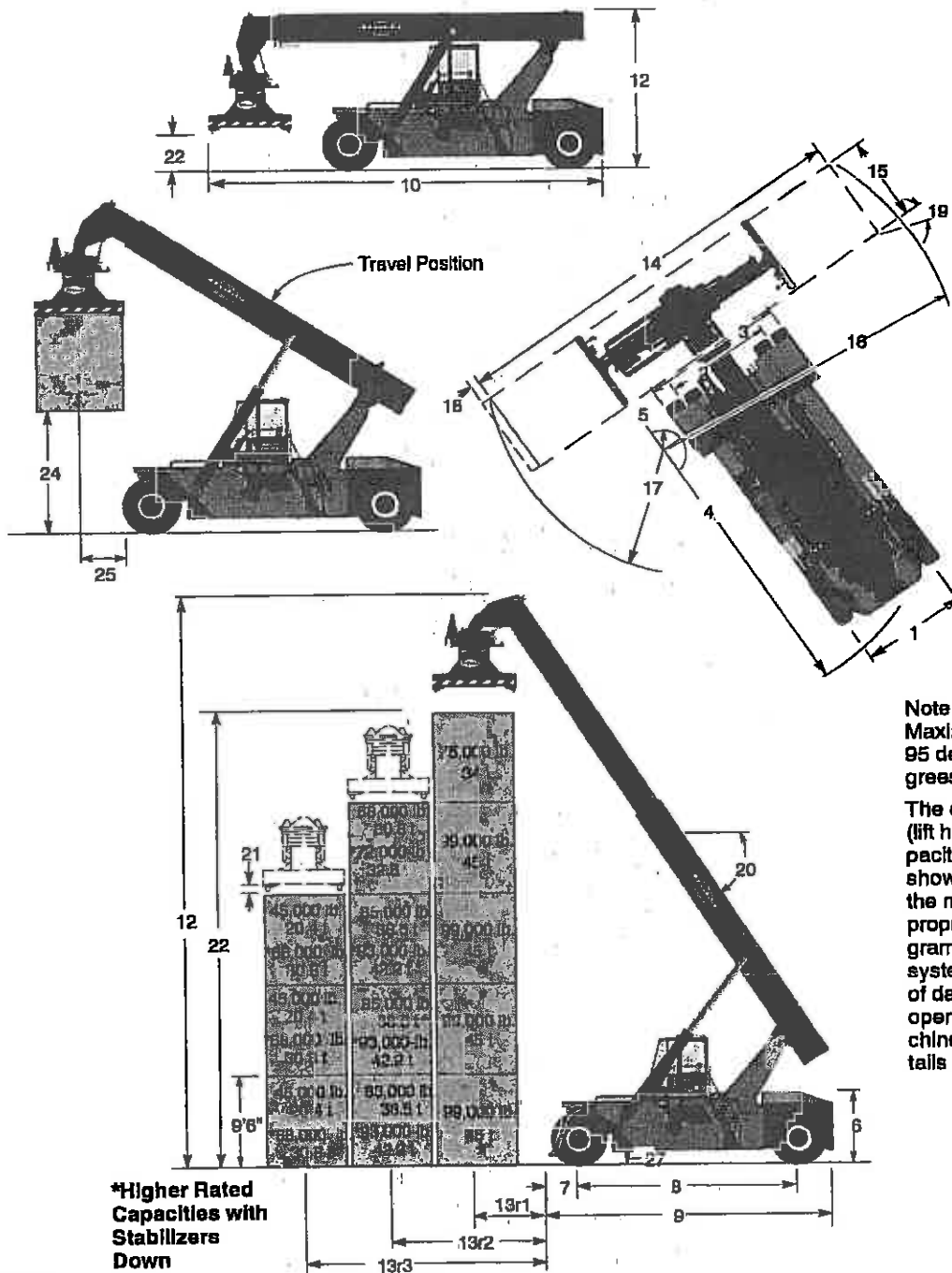
Manufacturer's Name Manufacturer's Designation		TAYLOR				
		TS-9985 Reach Stacker				
		Stabilizers Up		Stabilizers Down		
		English	Metric	English	Metric	
ISO And WTP Rated 9.5-ft. (2.8 m) Container Capacity	1st Row 4-High 9.5-ft. (2.8 m) Stack Capacity At 78"-in. (1,930 mm) Cent. Of Grav.	lb (t)	99,000	45	99,000	45
	1st Row 5-High 9.5-ft. (2.8 m) Stack Capacity At 78"-in. (1,930 mm) Cent. Of Grav.	lb (t)	75,000	34	78,000	34
	2nd Row 3-High 9.5-ft. (2.8 m) Stack Capacity At 152-in. (3,861 mm) Cent. Of Grav.	lb (t)	85,000	38.5	83,000	42.2
	2nd Row 4-High 9.5-ft. (2.8 m) Stack Capacity At 152-in. (3,861 mm) Cent. Of Grav.	lb (t)	86,000	30.8	72,000	32.6
Rated Container Capacity	3rd Row 3-High 9.5-ft. (2.8 m) Stack Capacity At 252-in. (6,401 mm) Cent. Of Grav.	lb (t)	45,000	20.4	68,000	30.8
	For Reach Over 9.5-ft. (2.8 m) Wide Chassis To Railcar at 204-in. (5,181 mm) Center Of Gravity (Tire Face To Railcar Centerline)	lb (t)	82,000	28.1	78,000	35.4
Additional Center Of Gravity Capacities (ISO And WTP Rated 9.5-ft. (2.8 m) Container Capacity)	3-High 9.5-ft. (2.8 m) Stack Capacity At 176-in. (4,478 mm) Cent. Of Grav.	lb (t)	75,000	34	83,000	37.6
	2-High 9.5-ft. (2.8 m) Stack Capacity At 252-in. (6,401 mm) Cent. Of Grav.	lb (t)	45,000	20.4	68,000	30.8
Nominal Load Moment With Attachment 1st Row And 100,000-lbs. (45.3 t) Load		in-lb (m-kg)	11,316,000		130,383	
Tractive Effort At Stall		lb (kN)	59,000		263	
Vehicle Weight - Empty	Drive Axle	lb (kg)	102,000		46,287	
	Steer Axle	lb (kg)	93,000		42,185	
Vehicle Weight - Loaded With 100,000-lbs. (45.3 t) Load	Drive Axle	lb (kg)	237,000		107,503	
	Steer Axle	lb (kg)	57,000		25,855	
Tires - Drive And Steer			18.00 x 93 E4			
Tire Inflation Pressure (Contact Pressure)		psi (kPA)	145		999	
Machine Dimensions						
1 - Width Across Counterweight		in (mm)	136		3,454	
2 - Tread Width, Drive Axle		in (mm)	120		3,048	
3 - Width Over Drive Tires		in (mm)	165		4,191	
4 - Outside Turn Radius (Tailswing)		in (mm)	359		9,118	
5 - Inside Turn Radius		in (mm)	35		889	
6 - Height To Top Of Counterweight		in (mm)	82		2,337	
7 - Drive Axle CL To Face Of Tires (Nominal)		in (mm)	38.5		985	
8 - Wheelbase		in (mm)	280		7,112	
9 - Overall Length Of Chassis		in (mm)	362		9,195	
10 - Overall Length Of Complete Unit (Boom Down and Retracted) -		in (mm)	500		12,700	
11 - Overall Movement Of Cab Forward (Powered for Service)		in (mm)	78		1,981	
12 - Height To Top Of Boom	Fully Lowered	in (mm)	188		5,029	
	Fully Raised	in (mm)	716		18,188	
Operator Eye To Ground		in (mm)	136		3,454	
Attachment Dimensions						
13 - Center Of Gravity Distance From Tire Face (Container Stacking)	1st Row (r1)	in (mm)	78"		1,930	
	2nd Row (r2)	in (mm)	152		3,861	
	3rd Row (r3)	in (mm)	252		6,401	
14 - Length Of Attachment (Nominal)	Expanded	in (mm)	480		12,182	
	Retracted	in (mm)	240		6,098	
15 - Width Of Attachment (Nominal)		in (mm)	86		2,438	
16 - Turn Radius, Far Corner Of Container (Retracted)		in (mm)	278	7,081	388	9,855
17 - Turn Radius, Near Corner Of Container (Retracted)		in (mm)	193	9,855	176	4,470
18 - Slideshift ±		in (mm)	31.5		800	
19 - Attachment Rotation (CW / CCW)		deg.°	95 / 185			
20 - Boom Angle (Max) -		deg.°	60			
21 - Length Of ISO Twistlock Below Attachment (Nominal)		in (mm)	4		102	
22 - Height To Tip Of Twistlock - Min / Max		in (mm)	41.5	1,054	583.5	15,072
23 - Minimum Aisle For 90° Stacking (Per FEM STD TND1 With Clearance)		in (mm)	485	11,911	528	13,411
24 - Bottom Of 9.5-ft. (2.8 m) Container To Ground At Travel Position		in (mm)	143		3,632	
25 - Center Of Gravity Distance At Travel Position		in (mm)	35		889	
26 - Hydraulic Pile Slope ± 6° end to end		in (mm)	21	539	42	1,086
27 - Underclearance (Midway along the wheelbase)		in (mm)	18.5		419	
27A - Underclearance (From bottom of raised stabilizers to ground)		in (mm)	13.5		343	
Travel And Lift Speeds						
Travel Speed (Max) - Forward And Reverse		mph (km/h)	15		24	
Approximate Lift Speed (Max)		fpm (m/s)	42		0.2	

NOTE: Performance specifications are for machines equipped as described on the back page of this specification sheet. Performance specifications are affected by the condition of the vehicle, its components, and the nature and condition of the operating area. If these specifications are critical, the proposed application should be discussed with your Taylor sales representative.

Contact factory for capacities, stack heights, and unit weights if optional pile slope is added.

*For first row containers, on or near the ground, the Center of Gravity will be 95" (2,413 mm) from face of drive tire.

TS-9985 Reach Stacker



Note
 Maximum attachment rotation is 95 degrees CCW and 185 degrees CW.

The operating parameter (EG) (lift heights, rotation angles, capacities, speeds and etc.) shown in this spec sheet are the maximum allowed. Appropriate limitations are programmed in the TICS Control system to minimize possibility of damage and aid in proper operation. Contact Taylor Machine Works, Inc. for future details if required.

***Higher Rated Capacities with Stabilizers Down**

Standard Engine

Volvo PentaTAD1380 Tier 4i electronic, turbocharged, charged air aftercooled (air to air) diesel engine. Rated power of 348-hp (256 kW) at 1900 RPM. Maximum power of 348-hp (256 kW) at 1450 RPM. The 4-cycle in-line 6 cylinder engine has 780 cubic in. (12.78 liter) displacement. The bore is 5.16" (131 mm) X 6.22 in. (158 mm) stroke. Peak torque is 1287 ft.-lbs (1745 N-m) at 1200 RPM. Emission certification: US EPA Tier 4i, EU Stage 3b.

Warning: This engine requires Ultra Low Sulfur Diesel Fuel and API CJ-4 Low Ash Engine Oil.

Electrical system is 24 volt with 110 amp alternator.

Optional Engine

Cummins QSM11-C335 Tier III TPEM electronic turbocharged, charged air aftercooled (air to air) diesel engine. Rated power of 356-hp (265 kW) at 1900 rpm. Maximum power of 365-hp (272 kW) at 1800 rpm. The 4-cycle in-line 6 cylinder engine has 660 cubic in. (10.8 liter) displacement. The bore is 4.92 in. (125 mm) x 5.79 in. (147 mm) stroke. Peak torque is 1235 ft.-lbs (1674 N-m) at 1400 rpm (SAE J1349). This peak torque is maintained from 1000 to 1400 rpm. Emission certification: US EPA Tier III, Carb Tier III, EU Stage III. Engine has fuel cooler.

Electrical system is 24 volt with 70 amp alternator.

The fuel tank capacity is 180 gallons (681 L).

TS-9985 Reach Stacker

Air Cleaner

The Donaldson, heavy-duty, FTG, Cycloflow, dry air cleaner has a built-in pre-cleaner, safety element, restriction indicator, and Vacuumator dust ejector.

Cooling System

The deaeration tank, with a sight gauge for checking coolant level, provides optimum engine cooling.

Electrical, Instrumentation, and Accessories

The one-piece instrument panel is pre-wired to accommodate heavy-duty accessories and flips down for easy servicing. All wiring is color coded.

The unit has a 24-volt electrical system. Standard equipment includes a key-type anti-restart ignition system, two 220 amp-hour batteries, a main battery disconnect switch, an electrical temperature gauge, indicator lights, thermal reset circuit breakers, lighted instruments, and air conditioning.

All machine controls are Taylor Integrated Control Systems (TICS) using J1939 CANbus technology. This allows controllers and sensors to communicate with minimal wiring between the components. 110 modules are used to eliminate electromechanical relay devices and add reliability to the machine control system. J1939 CAN bus technology allows all machine data to be accessed through the main color display located in the cab. This display shows engine data along with warnings, and man/machine interface data. The display allows service personnel to access data needed during troubleshooting (such as sensor status and controller outputs). Machine functions can be tuned through the main display in the cab. Tuning functions are password protected to prevent operator access.

Ten worklights (four front, two rear, two on the attachment, two on the boom), key-switch actuated amber strobe lights, forward alarm, reverse-actuated warning alarm, rear-view mirrors, and horn are standard.

Gauges and indicators include fuel level, hourmeter, and indicator lights for the following: transmission oil pressure, transmission oil temperature, seat belt, parking brake, alternator, low brake pressure, auto shift, and engine shutdown.

A rear visibility aid camera system, load moment indicator system, and selectable vertical lift system are standard.

Transmission

The four-speed, fully reversing, modulated, powershift transmission has declutch and electric shift control. An Automatic Powershift Control feature is standard. Brakes behind declutch. The filler pipe dipstick and large, heavy-duty, oil filter are easily accessible. Separate air-to-oil cooler. The integrally built torque converter has constant-mesh gear sets actuated by hydraulic clutch packs.

Drive Axle

The high-stability, wide stance, planetary drive axle's housing is bolted to the frame.

Steer Axle

The single-cylinder design steer axle with tapered wheel and kingpin bearings is fully sealed and never needs adjusting.

Brake System

The internal force-cooled, hydraulic-actuated, wet disc, service brakes (and the hydraulic oil) are cooled by an air-to-oil cooler separate from the transmission cooler. The drive-line brake is spring applied for parking and hydraulic actuated off.

Power Steering

The hydrostatic steering system provides constant response at all engine speeds.

Chassis

The all-welded frame has an integral, sloped, counterweight. Hinged doors provide easy access to all service points.

The center mounted cab is powered for selectable forward movement, which is controlled by an electrical switch on the operator's console. The adjustable, air ride suspension black vinyl covered seat has flip-down, adjustable angle arm rests and an operator seat belt.

Hydraulic System

The large capacity hydraulic tank has a spin-on tank breather, return line filters with replaceable elements in the tank, and an external sight gauge. An air-to-oil cooler, separate from the transmission cooler, cools the hydraulic system oil (and service brakes). In addition to the large capacity tank, hydraulic oil is cooled in an air / oil cooler between the fan and the radiator. The variable displacement pumps are converter driven. The dual, double-acting lift cylinders are pinned to the boom and must be powered down, providing additional safety when lowering the boom. All cylinders have chrome-plated rods, and self-adjusting packing. The solenoid-operated valves are controlled by a conveniently located "joystick" control lever.

The hydraulic tank capacity is 170 gallons (644 L).

Stabilizers

Stabilizers are hydraulically actuated for second and third row centers of gravity with system to prevent traveling when not fully raised.

Boom and Combination ISO / WTP Container Attachment

The telescopic boom is high-strength steel. Double-acting hydraulic cylinders provide precise boom movements. The telescoping attachment has standard ISO twistlocks for 20-ft. (6.1 m) and 40' (12.2 m) positions. The unit will handle ISO and WTP containers in widths of 8-ft. (2.4 m) and 8-ft. 6-in. (2.6 m), heights of 8-ft. (2.4 m) through 9-ft 6 in. (2.8 m), and lengths of 20-ft (6.1 m) through 53-ft (13.4 m).

The hydraulic motor and gear reduction system permit +31.5-in. (+800 mm) side shifting, 95° CW and 185° CCW attachment rotation. Attachment has ±5° powered pile slope standard. The attachment has mechanical twistlock indicators. Electrical safety sensors prevent twistlocks from being locked or unlocked when not "seated," and prevent attachment extension or retraction when twistlocks are "locked" or "seated."

Containers more than 40-ft. (12.2 m) long must have the standard 40-ft. (12.2 m) ISO pickup points. Controls in the cab energize valves on the attachment to operate side shift, twistlocks, automatic 20-ft. and 40-ft. (6.1 m and 12.2 m) frame positioning, 95° CW and 185° CCW attachment rotation and ±5° powered pile slope standard. Signal lights are amber, green, and red. Two worklights are standard.

This vehicle is certified to meet the applicable design and performance criteria required for Powered Industrial Trucks in OSHA Safety and Health Standards, Title 29 CFR, Part 1910.178, and the applicable design and performance requirements in ANSI B56.1 that were in effect at the time of manufacture. These standards also apply to the user and should be adhered to while operating this vehicle.

This vehicle is also certified to meet the applicable design and performance criteria required by F.E.M. 4.001q stability standard for freight container handling variable reach industrial trucks.

All specifications are subject to change without notice. Some operating data may be affected by the condition of the operating area. If these specifications are critical, contact the factory.

Taylor Machine Works, Inc.

650 North Church Avenue
Louisville, Mississippi 39339-2017
Phone (601) 773-3421 Fax (601) 773-9146

TS-20 (2/13)
Printed in U.S.A.

RECEIVED TIME JUL 30 12:58PM



Purchasing Division
2019 Washington Street East
Post Office Box 50130
Charleston, WV 25305-0130

State of West Virginia
Request for Quotation

RECEIVED JUL 27 2015

Proc Folder: 127207

Doc Description: Addendum No.1: To provide vendor questions and responses.

Proc Type: Central Contract - Fixed Amt

Date Issued	Solicitation Closes	Solicitation No	Version
2015-07-23	2015-07-30 13:30:00	CRFQ 0806 PPA1600000001	2

BID RECEIVING LOCATION

BID CLERK

DEPARTMENT OF ADMINISTRATION

PURCHASING DIVISION

2019 WASHINGTON ST E

CHARLESTON

WV 25305

US

VENDOR

H&K Equipment, Inc.
4200 Casteel Drive
Coraopolis, PA 15108

FOR INFORMATION CONTACT THE BUYER

Melissa Pettrey

(304) 558-0094

melissa.k.pettrey@wv.gov

Signature X

FEIN #

DATE

All offers subject to all terms and conditions contained in this solicitation

INVOICE TO		SHIP TO	
DEPARTMENT OF TRANSPORTATION WV PUBLIC PORT AUTHORITY 1900 KANAWHA BLVD E, BLDG 5 RM A137 CHARLESTON WV25305 US		DEPARTMENT OF TRANSPORTATION PRICHARD INTERMODEL FACILITY 401 HEARTLAND DR PRICHARD WV 25555 US	

Line	Comm Ln Desc	Qty	Unit Issue	Unit Price	Total Price
1	REACHSTACKER W 2-YR COMPHRENSIVE WARRANTY	2.00000	EA		

Comm Code	Manufacturer	Specification	Model #
24101603			

Extended Description :
REACHSTACKER W 2-YR COMPHRENSIVE WARRANTY

INVOICE TO		SHIP TO	
DEPARTMENT OF TRANSPORTATION WV PUBLIC PORT AUTHORITY 1900 KANAWHA BLVD E, BLDG 5 RM A137 CHARLESTON WV25305 US		DEPARTMENT OF TRANSPORTATION PRICHARD INTERMODEL FACILITY 401 HEARTLAND DR PRICHARD WV 25555 US	

Line	Comm Ln Desc	Qty	Unit Issue	Unit Price	Total Price
2	3RD YEAR WARRANTY	2.00000	EA		

Comm Code	Manufacturer	Specification	Model #
84101503			

Extended Description :
OPTIONAL 3RD YEAR WARRANTY

INVOICE TO		SHIP TO	
DEPARTMENT OF TRANSPORTATION WV PUBLIC PORT AUTHORITY 1900 KANAWHA BLVD E, BLDG 5 RM A137 CHARLESTON WV25305 US		DEPARTMENT OF TRANSPORTATION PRICHARD INTERMODEL FACILITY 401 HEARTLAND DR PRICHARD WV 25555 US	

Line	Comm Ln Desc	Qty	Unit Issue	Unit Price	Total Price
3	4TH YEAR WARRANTY	2.00000	EA		

Comm Code	Manufacturer	Specification	Model #
84101503			

Extended Description :
OPTIONAL 4 TH YEAR WARRANTY

PPA1800000001	Document Phase Draft	Document Description Addendum No.1: To provide vend or questions and responses.	Page 4
---------------	--------------------------------	---	---------------

ADDITIONAL TERMS AND CONDITIONS

See attached document(s) for additional Terms and Conditions

SOLICITATION NUMBER: PPA1600000001
Addendum Number: 1

The purpose of this addendum is to modify the solicitation identified as PPA1600000001 ("Solicitation") to reflect the change(s) identified and described below.

Applicable Addendum Category:

- Modify bid opening date and time
- Modify specifications of product or service being sought
- Attachment of vendor questions and responses
- Attachment of pre-bid sign-in sheet
- Correction of error
- Other

Description of Modification to Solicitation:

1. To publish agency responses to vendor questions.
2. The Bid opening date remains **07/30/2015 @ 1:30 PM.**

Additional Documentation: Documentation related to this Addendum (if any) has been included herewith as Attachment A and is specifically incorporated herein by reference.

Terms and Conditions:

1. All provisions of the Solicitation and other addenda not modified herein shall remain in full force and effect.
2. Vendor should acknowledge receipt of all addenda issued for this Solicitation by completing an Addendum Acknowledgment, a copy of which is included herewith. Failure to acknowledge addenda may result in bid disqualification. The addendum acknowledgement should be submitted with the bid to expedite document processing.

ATTACHMENT "A"**CRFQ PPA1600000001 Reachstacker Technical Questions and Responses:**

Q.1 Item 3.1.1.9 – Diesel states Cummins QSM11-35 which is a Tier III engine and on Item 3.1.1.9.6 you ask for a Tier IV engine. Please advise if Tier III is acceptable?

A.1 Item 3.1.1.9—Tier III engine is acceptable.

Q.2 Item 3.1.4 – Supplier to provide a scheduled preventative maintenance to incorporate onsite mechanics and supplier provided equipment mechanics. Can you expand on this further? Are you looking for a full maintenance program for the first 24 months after the machines have been delivered and commissioned?

A.2 Item 3.1.4—We are looking for a full maintenance program for the first 24 months after the machines have been delivered.

Q3. Item 3.1.1.12.1 – Fire Suppression System – the Ansul system is typically installed once the machines are delivered to site and assembled. Is this acceptable?

A2. Item 3.1.1.12.1—Yes, it is acceptable to install the fire suppression system onsite.

Q4. Item 6.1 – Delivery – you state the required delivery is by September 04, 2015. Machines of this size and type typically take 4-6 months to produce. Will you accept delivery dates past the required date mentioned in the RFQ?

A4. Item 6.1—No we will need the equipment by September 4th.

Q5. Can you advise if there is any equipment on site that can be used in the assembly of the new equipment or do we need to account for this in our bid?

A5. There will be no equipment onsite for assembly, please account for this, in the bid.

Q6. Please advise the estimated number of annual hours the equipment will be used? I see for the parts lists the hours mentioned are 3,000 engine hours, would this be safe to use?

A6. Yes, 3000 engine hours can be used.

Q7. Request for the Bid Opening to be extended from July 30, 2015 to August 6th.

A7. We will not be extending the bid opening date.

ADDENDUM ACKNOWLEDGEMENT FORM
SOLICITATION NO.:PPA1600000001

Instructions: Please acknowledge receipt of all addenda issued with this solicitation by completing this addendum acknowledgment form. Check the box next to each addendum received and sign below. Failure to acknowledge addenda may result in bid disqualification.

Acknowledgment: I hereby acknowledge receipt of the following addenda and have made the necessary revisions to my proposal, plans and/or specification, etc.

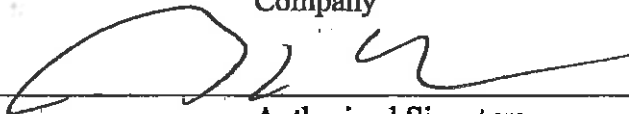
Addendum Numbers Received:

(Check the box next to each addendum received)

- | | |
|--|--|
| <input checked="" type="checkbox"/> Addendum No. 1 | <input type="checkbox"/> Addendum No. 6 |
| <input type="checkbox"/> Addendum No. 2 | <input type="checkbox"/> Addendum No. 7 |
| <input type="checkbox"/> Addendum No. 3 | <input type="checkbox"/> Addendum No. 8 |
| <input type="checkbox"/> Addendum No. 4 | <input type="checkbox"/> Addendum No. 9 |
| <input type="checkbox"/> Addendum No. 5 | <input type="checkbox"/> Addendum No. 10 |

I understand that failure to confirm the receipt of addenda may be cause for rejection of this bid. I further understand that that any verbal representation made or assumed to be made during any oral discussion held between Vendor's representatives and any state personnel is not binding. Only the information issued in writing and added to the specifications by an official addendum is binding.

H+K Equipment, Inc
Company


Authorized Signature

7/29/15
Date

NOTE: This addendum acknowledgement should be submitted with the bid to expedite document processing.