

# State of West Virginia



RFQ PTR13002

Pre-Engineered Bus Passenger Shelters

Due September 18, 2012 @ 1:30pm



Brasco International, Inc.

32400 Industrial Drive

Madison Heights, MI 48071



(800) 893-3665

Contact: Sean Loewe

sloewe@brasco.com



**BRASCO**  
**INTERNATIONAL**

32400 Industrial Dr.  
Madison Heights, MI 48071  
PHONE: 800.893.3665  
FAX: 313.393.0499  
WEB: www.brasco.com

September 18, 2012

Paul Reynolds  
State of West Virginia  
2019 Washington Street, East  
Charleston, WV 25305

Re: RFQ #PTR13002 – Pre-Engineered Bus Passenger Shelters

Brasco International, Inc. is pleased to submit the attached bid for Bus Passenger shelters according to the specifications set out in RFQ# PTR13002.

Brasco International, Inc. is in the business of providing quality shelters to the transit industry and has been doing so since 1984. Our dedicated staff has a combined résumé covering all aspects of the shelter industry from the design through the final fabrication.

Brasco is fully compliant with all the requirements set out in the invitation for bids. Brasco's shelter specifications for this project are identical to those found in the bid specifications. I have included similar photos and drawings detailing our shelter designs and specifications.

Brasco is a responsible manufacturer with the highest quality passenger waiting shelters and great service. We have adequate financial resources to perform the contract and we hold ourselves accountable to have the most satisfactory record of performance, integrity, and business ethics. Brasco has the necessary engineering skills, technical equipment, experience, production output, and the highest skilled fabricators to complete the contract. We have provided references of some of our satisfied clientele for additional support.

We pride ourselves in the delivery of top quality shelters to top quality customers. We appreciate the opportunity to provide this bid and look forward to working with you and your staff on this project.

If you have any questions or require additional information please do not hesitate to give me a call.

Sincerely yours,

Sean Loewe  
Sales, Brasco International, Inc.  
32400 Industrial Drive  
Madison Heights, MI 48071  
Phone: (800) 893-3665  
Email: sloewe@brasco.com

RECEIVED

2012 SEP 18 AM 8:47

WV PURCHASING  
DIVISION

PRICING PAGE A FOR PTR13002

BUS SHELTER SIZES—estimated number 1-20

1. STANDARD SHELTERS

UNIT PRICE

A: Size 3' x 9'	\$ <u>3,095</u> each	X20 = \$ <u>61,900</u> total
B: Size 3' x 12'	\$ <u>3,625</u> each	X20 = \$ <u>72,500</u> total
C: Size 5' x 7'	\$ <u>3,425</u> each	X20 = \$ <u>68,500</u> total
D: Size 5' x 9'	\$ <u>3,775</u> each	X20 = \$ <u>75,500</u> total
E: Size 5' x 10'	\$ <u>4,050</u> each	X20 = \$ <u>81,000</u> total
F: Size 5' x 12'	\$ <u>4,525</u> each	X20 = \$ <u>90,500</u> total

2. VICTORIAN STYLE SHELTERS

A: Size 3' x 9'	\$ <u>3,095</u> each	X20 = \$ <u>61,900</u> total
B: Size 3' x 12'	\$ <u>3,625</u> each	X20 = \$ <u>72,500</u> total
C: Size 5' x 7'	\$ <u>3,425</u> each	X20 = \$ <u>68,500</u> total
D: Size 5' x 9'	\$ <u>3,775</u> each	X20 = \$ <u>75,500</u> total
E: Size 5' x 10'	\$ <u>4,050</u> each	X20 = \$ <u>81,000</u> total
F: Size 5' x 12'	\$ <u>4,525</u> each	X20 = \$ <u>90,500</u> total
TOTAL FOR BID EVALUATION (A):	\$ <u>44,990</u> each	X20 = \$ <u>899,800</u> total

Note: Unit pricing above must be firm and will be used for when awarding the contract for these items. The quantities listed are not guaranteed, but merely estimates of how many shelters will be ordered per year. The vendor that meets the specifications and has the lowest grand total will be awarded.

PRICING PAGE B FOR PTR13002

OPTIONS estimated number 1-20

UNIT PRICE

OPTION 1: PERFORATED STEEL SIDE PANELS

\* \$ 72/panel each X 20 = \$ 1,440 total

\* Varies For Shelter Size About  
\* \$575/shelter

OPTION 2: ALUMINUM SIDE PANELS

\* \$ 72/panel each X 20 = \$ 1,440 total

About  
\*\*\$575/shelter

OPTION 3: SHELTER BENCH WITH ANTI-VAGRANT BARS

\$ 235 each X 20 = \$ 4,700 total

OPTION 4: SOLAR LIGHTING SYSTEM

\$ 1,750 each X 20 = \$ 35,000 total

OPTION 5: SOLAR POWERED TRANSIT STOP

\$ 1,750 each X 20 = \$ 35,000 total

TOTAL FOR BID EVALUATION (B):

\$ 3,879 each X 20 = \$ 77,580 total

TOTAL COST OF SHELTERS PRICING PAGE (A)

\$ 899,800

TOTAL COST OF OPTIONS PRICING PAGE (B)

\$ 77,580

TOTAL COMBINED COST FROM SHELTERS AND OPTIONS PRICING PAGE (A+B) GRAND TOTAL

\$ 977,380

Note: Unit pricing above must be firm and will be used for when awarding the contract for these items. The quantities listed are not guaranteed, but merely estimates of how many shelters will be ordered per year. The vendor that meets the specifications and has the lowest grand total will be awarded.

CERTIFICATION AND SIGNATURE PAGE

By signing below, I certify that I have reviewed this Solicitation in its entirety; understand the requirements, terms and conditions, and other information contained herein; that I am submitting this bid or proposal for review and consideration; that I am authorized by the bidder to execute this bid or any documents related thereto on bidder's behalf; that I am authorized to bind the bidder in a contractual relationship; and that to the best of my knowledge, the bidder has properly registered with any State agency that may require registration.

Brasco International, Inc.

(Company)

Sean

(Authorized Signature)

Sean Loewe, Sale

(Representative Name, Title)

800-893-3665

(Phone Number)

313-393-0499

(Fax Number)

9/17/12

(Date)



State of West Virginia  
 Department of Administration  
 Purchasing Division  
 2019 Washington Street East  
 Post Office Box 50130  
 Charleston, WV 25305-0130

# Solicitation

NUMBER
PTR13002

PAGE
1

ADDRESS CORRESPONDENCE TO ATTENTION OF:
PAUL REYNOLDS 304-558-0468

VENDOR

\*A19154957 800-893-3665  
 BRASCO INTERNATIONAL INC  
 32400 INDUSTRIAL DR  
 MADISON HTS MI 48071-1527

SHIP TO

DIVISION OF PUBLIC TRANSIT  
 BUILDING 5, ROOM 906  
 1900 KANAWHA BOULEVARD, EAST  
 CHARLESTON, WV  
 25305-0432 304-558-0428

DATE PRINTED
08/31/2012

BID OPENING DATE: 09/18/2012 BID OPENING TIME 1:30PM

LINE	QUANTITY	UOP	CAT. NO.	ITEM NUMBER	UNIT PRICE	AMOUNT
ADDENDUM NO. 1						
TO CHANGE THE BID OPENING DATE						
FROM: SEPTEMBER 05, 2012 AT 1:30 P.M.						
TO: SEPTEMBER 18, 2012 AT 1:30 P.M.						
0001		EA	155-78	PRE-ENGINEERED BUS PASSENGER SHELTERS		See Pricing Sheet 58.
***** THIS IS THE END OF RFQ PTR13002 ***** TOTAL: _____						

SIGNATURE		TELEPHONE	DATE
TITLE	FEIN	ADDRESS CHANGES TO BE NOTED ABOVE	

WHEN RESPONDING TO SOLICITATION, INSERT NAME AND ADDRESS IN SPACE ABOVE LABELED 'VENDOR'



State of West Virginia  
 Department of Administration  
 Purchasing Division  
 2019 Washington Street East  
 Post Office Box 50130  
 Charleston, WV 25305-0130

**Solicitation**

NUMBER
PTR13002

PAGE
1

ADDRESS CORRESPONDENCE TO ATTENTION OF:
PAUL REYNOLDS 304-558-0468

VENDOR

\*A19154957 800-893-3665  
 BRASCO INTERNATIONAL INC  
 32400 INDUSTRIAL DR  
 MADISON HTS MI 48071-1527

SHIP TO

DIVISION OF PUBLIC TRANSIT  
 BUILDING 5, ROOM 906  
 1900 KANAWHA BOULEVARD, EAST  
 CHARLESTON, WV  
 25305-0432 304-558-0428

DATE PRINTED
09/07/2012

BID OPENING DATE: 09/18/2012 BID OPENING TIME 1:30PM

LINE	QUANTITY	UOP	CAT. NO.	ITEM NUMBER	UNIT PRICE	AMOUNT
				ADDENDUM NO. 2 TO ANSWER VENDOR QUESTIONS BID CLARIFICATIONS SPECIFICATION CHANGES REVISED PRICING PAGES REMOVE CONSTRUCTION/ARCHITECTURAL AND ENGINEERING DATA SHEETS FROM TERMS AND CONDITIONS. BID OPENING REMAINS UNCHANGED SEPTEMBER 18, 2012 AT 1:30 P.M.		
0001		EA		155-78 PRE-ENGINEERED BUS PASSENGER SHELTERS		<i>See Pricing Sheet sp.</i>
***** THIS IS THE END OF RFQ PTR13002 ***** TOTAL:						

SIGNATURE	TELEPHONE	DATE
TITLE	FEIN	ADDRESS CHANGES TO BE NOTED ABOVE

WHEN RESPONDING TO SOLICITATION, INSERT NAME AND ADDRESS IN SPACE ABOVE LABELED 'VENDOR'

**ADDENDUM ACKNOWLEDGEMENT FORM**  
**SOLICITATION NO.: PTR13002**

**Instructions:** Please acknowledge receipt of all addenda issued with this solicitation by completing this addendum acknowledgment form. Check the box next to each addendum received and sign below. Failure to acknowledge addenda may result in bid disqualification.

**Acknowledgment:** I hereby acknowledge receipt of the following addenda and have made the necessary revisions to my proposal, plans and/or specification, etc.

**Addendum Numbers Received:**

(Check the box next to each addendum received)

- |  |  |
|--|--|
| <input checked="" type="checkbox"/> Addendum No. 1 | <input type="checkbox"/> Addendum No. 6  |
| <input checked="" type="checkbox"/> Addendum No. 2 | <input type="checkbox"/> Addendum No. 7  |
| <input type="checkbox"/> Addendum No. 3            | <input type="checkbox"/> Addendum No. 8  |
| <input type="checkbox"/> Addendum No. 4            | <input type="checkbox"/> Addendum No. 9  |
| <input type="checkbox"/> Addendum No. 5            | <input type="checkbox"/> Addendum No. 10 |

I understand that failure to confirm the receipt of addenda may be cause for rejection of this bid. I further understand that that any verbal representation made or assumed to be made during any oral discussion held between Vendor's representatives and any state personnel is not binding. Only the information issued in writing and added to the specifications by an official addendum is binding.

Brasco International, Inc.  
 Company  
Seena  
 Authorized Signature  
9/17/12  
 Date

NOTE: This addendum acknowledgment should be submitted with the bid to expedite document processing.





**BRASCO**

**INTERNATIONAL**

32400 Industrial Dr.  
Madison Heights, MI 48071  
PHONE: 800.893.3665  
FAX: 313.393.0499  
WEB: www.brasco.com

September 18, 2012

Paul Reynolds  
State of West Virginia  
2019 Washington Street, East  
Charleston, WV 25305

Re: RFQ #PTR13002; Pre-Engineered Bus Passenger Shelters – DBE Good Faith Efforts

As a long established manufacturer of passenger waiting shelters for transit agencies throughout the United States, we maintain a continuous search for DBE manufacturers of the small number of components that are utilized in the construction of our shelters.

Our shelters are manufactured from aluminum extrusions, glass, and various fasteners at our manufacturing facility in Madison Heights, MI. There are only a few large manufacturers of each of these items and we purchase directly from these companies. We fabricate all items here at our plant and we do not subcontract out any work to outside companies.

Brasco International is a woman owned business that is not certified as a WBE. Our company maintains a diverse workforce and is located in an urban setting in Madison Heights, MI. We do not discriminate for any reason in the hiring, promotion of personnel, or the procurement of materials used in our plant.

If you have any questions regarding our DBE good faith efforts or Brasco's affirmative action plan please call (800) 893-3665. Thank you and we look forward to working with you on this project.

Sincerely,

A handwritten signature in black ink, appearing to read "Sean Loewe".

Sean Loewe  
Sales, Brasco International, Inc.



**BRASCO**

**INTERNATIONAL**

32400 Industrial Dr.  
Madison Heights, MI 48071  
PHONE: 800.893.3665  
FAX: 313.393.0499  
WEB: [www.brasco.com](http://www.brasco.com)

## **Brasco International, Inc.**

### **Statement of Warranty**

Brasco International, Inc. shelters are warranted to be free from defect in material and workmanship for a period of ONE (1) year from the date of delivery.

Brasco International, Inc. shelters must be installed in accordance with the installation instructions received with your shelter.

Please call 1-800-893-3665 for any questions you may have regarding this warranty.



**BRASCO**  
**INTERNATIONAL**

32400 Industrial Dr.  
Madison Heights, MI 48071  
PHONE: 800.893.3665  
FAX: 313.393.0499  
WEB: www.brasco.com

## Reference List

### **Regional Transportation Commission**

2050 Villanova Drive  
Reno, NV 89502  
Tina Wu  
(775) 348-0400  
Bus Shelters 2006 – Present

### **TriMet**

710 NE Holladay St.  
Portland, OR 97232  
Young Park  
(503) 962-2138  
Bus Shelters 2006- Present

### **Pierce Transit**

3701 96<sup>th</sup> Street SW  
Lakewood, WA  
Monica Adams  
(253) 581-8130  
Bus Shelters 2005 – Present

### **Capitol District Transportation Authority**

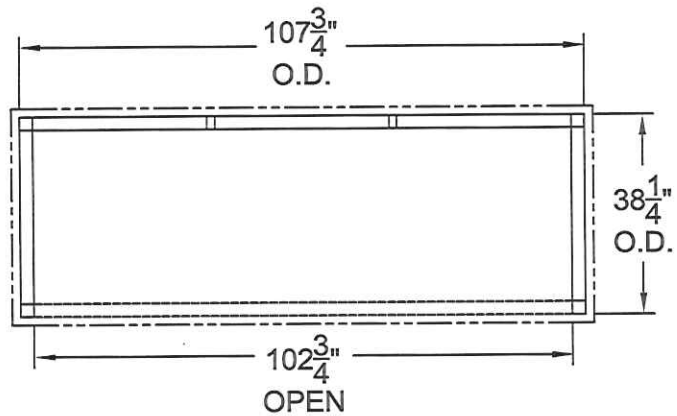
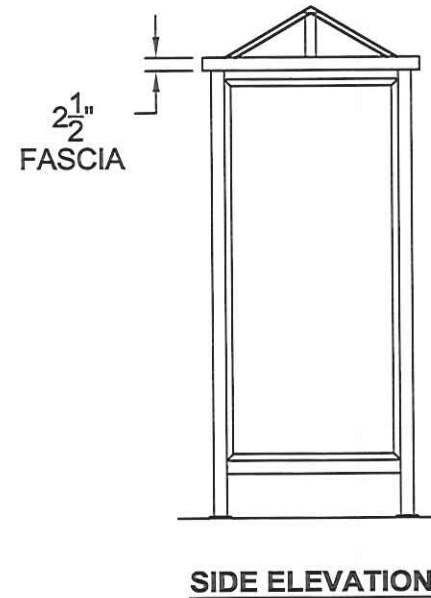
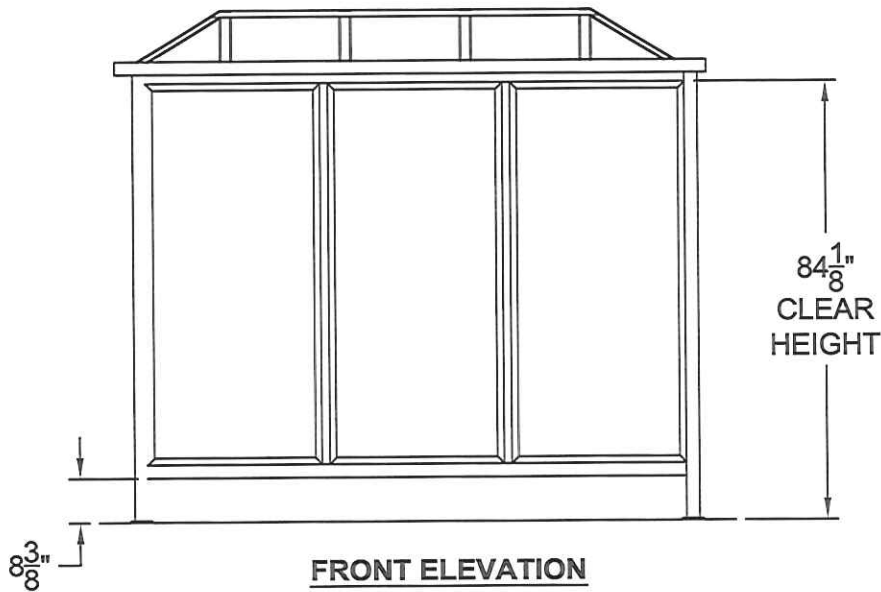
110 Watervliet Ave.  
Albany, NY 12027  
David Gehrs  
(518) 437-6853  
Bus Shelters 2004 – Present

### **Jacksonville Transit Authority**

100 N. Myrtle Ave.  
Jacksonville, FL 32203  
Howard Metcalf  
(904) 630-3147  
Bus Shelters 2003 – Present

### **Indianapolis Public Transportation Commission**

1501 W. Washington Street  
Indianapolis, IN 46222  
Annette Darrow  
(317) 614-9315  
Bus Shelters 2006 – Present



**SPECIFICATIONS:**

- POWDER COAT ALUMINUM STRUCTURE - COLOR TBD
- 1/4" STRUCTURED POLYCARBONATE GLAZING
- OPTIONAL STEEL OR ALUMINUM PERFORATED PANEL GLAZING
- ALUMINUM HIP ROOF WITH FASCIA/GUTTER SYSTEM

**BRASCO INTERNATIONAL, INC.**

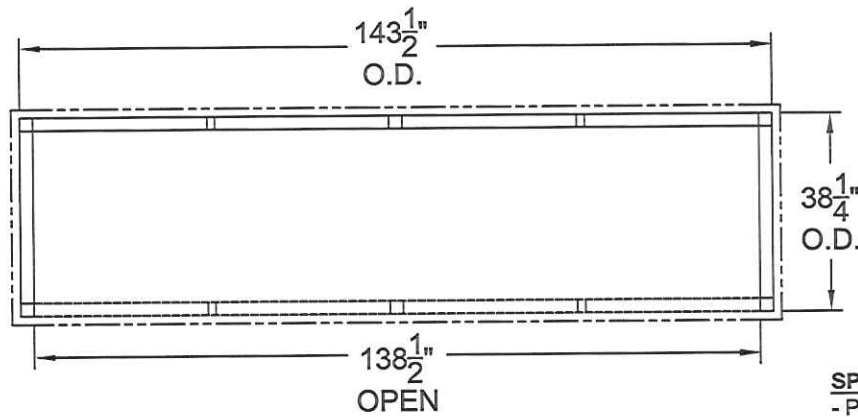
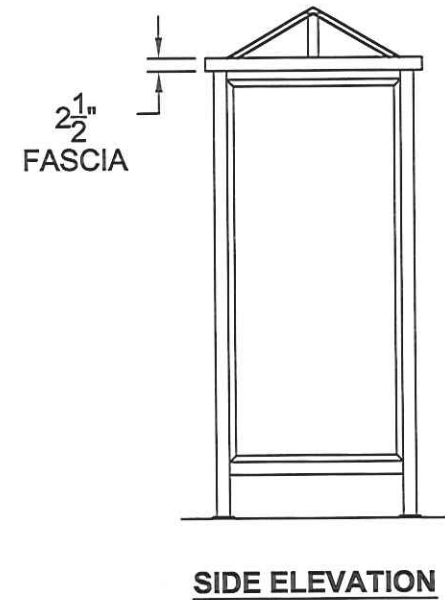
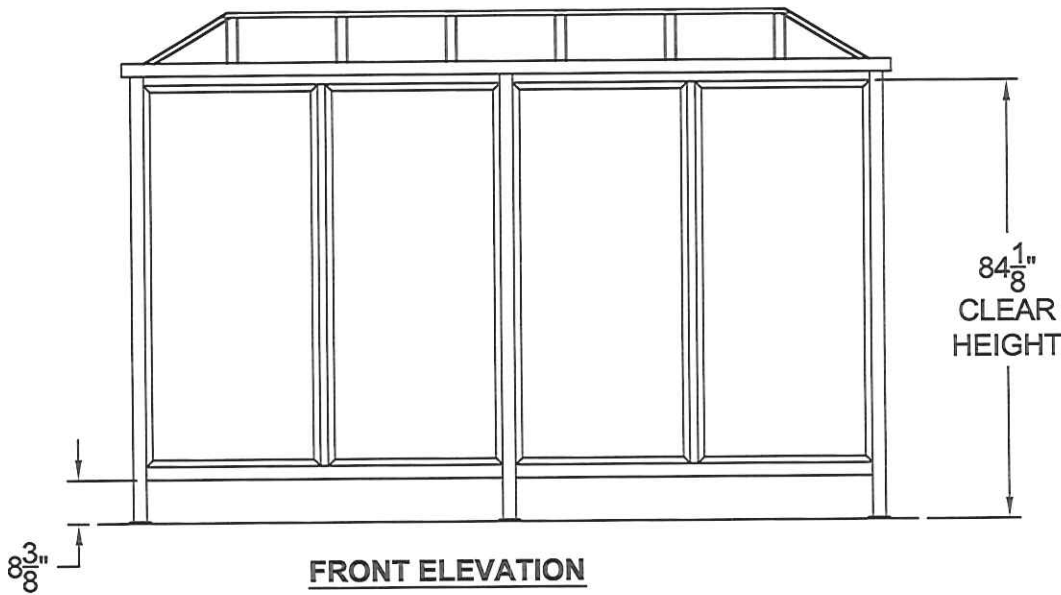
32400 INDUSTRIAL DRIVE  
MADISON HEIGHTS, MICHIGAN 48071  
1-800-893-3665 WWW.BRASCO.COM

THIS DRAWING IS PROPRIETARY AND IS FOR THE SOLE USE OF OUR CUSTOMERS AND MAY NOT BE REPRODUCED OR COPIED WITHOUT WRITTEN PERMISSION FROM BRASCO INTERNATIONAL.  
**LEAD TIME BEGINS UPON RECEIPT OF SIGNED APPROVAL.**

SIGNED: \_\_\_\_\_ DATE: \_\_\_\_\_



CUSTOMER:	STATE OF WEST VIRGINIA	ENGINEER:	ZTL
PROJECT:	ALUMINUM HIP STYLE TRANSIT SHELTER	DATE:	8-28-12
MODEL:	SLIMLINE - SL309-OF	CHECKER:	XXX
	JOB # XXXX	DATE:	XX-XX-XX
		SHEET #:	1



**SPECIFICATIONS:**

- POWDER COAT ALUMINUM STRUCTURE - COLOR TBD
- 1/4" STRUCTURED POLYCARBONATE GLAZING
- OPTIONAL STEEL OR ALUMINUM PERFORATED PANEL GLAZING
- ALUMINUM HIP ROOF WITH FASCIA/GUTTER SYSTEM

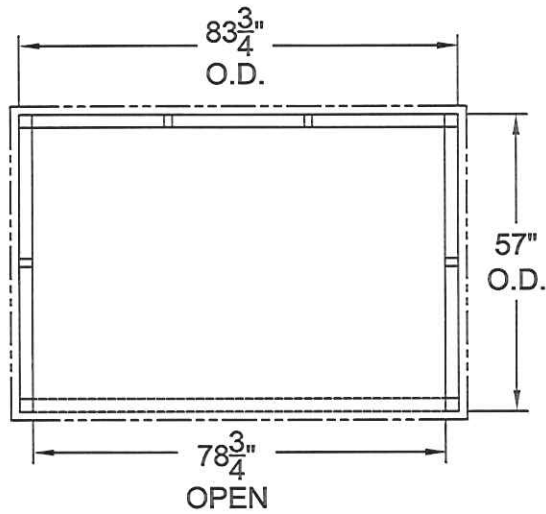
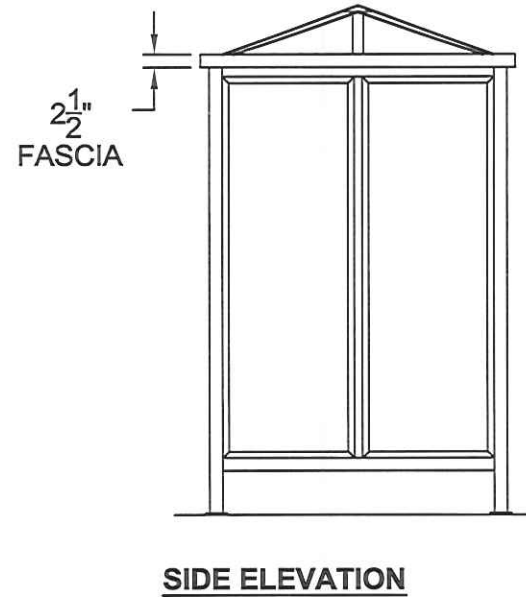
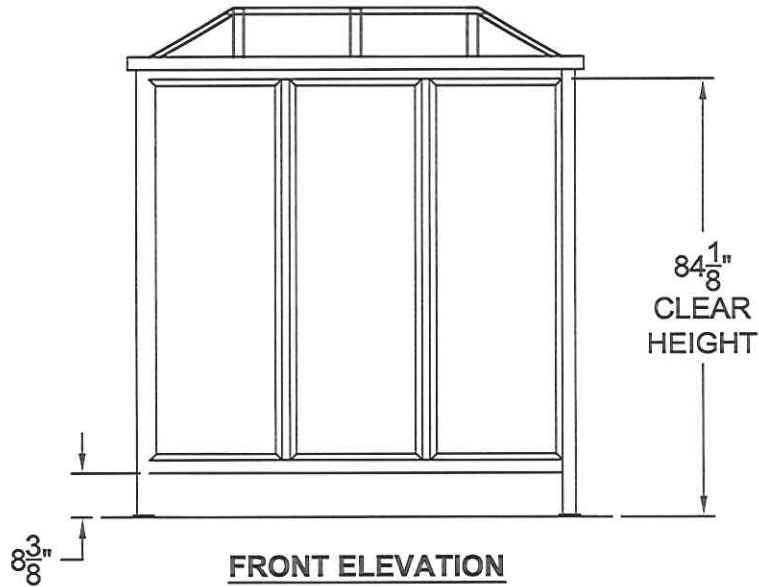
**BRASCO INTERNATIONAL, INC.**  
 32400 INDUSTRIAL DRIVE  
 MADISON HEIGHTS, MICHIGAN 48071  
 1-800-893-3665 WWW.BRASCO.COM

THIS DRAWING IS PROPRIETARY AND IS FOR THE SOLE USE OF OUR CUSTOMERS AND MAY NOT BE REPRODUCED OR COPIED WITHOUT WRITTEN PERMISSION FROM BRASCO INTERNATIONAL.  
**LEAD TIME BEGINS UPON RECEIPT OF SIGNED APPROVAL.**

SIGNED: \_\_\_\_\_ DATE: \_\_\_\_\_



CUSTOMER:	STATE OF WEST VIRGINIA	ENGINEER:	ZTL
		DATE:	8-28-12
PROJECT:	ALUMINUM HIP STYLE TRANSIT SHELTER	CHECKER:	XXX
		DATE:	XX-XX-XX
MODEL:	SLIMLINE - SL312-OF	JOB #	XXXX
		SHEET #:	1



**SPECIFICATIONS:**

- POWDER COAT ALUMINUM STRUCTURE - COLOR TBD
- 1/4" STRUCTURED POLYCARBONATE GLAZING
- OPTIONAL STEEL OR ALUMINUM PERFORATED PANEL GLAZING
- ALUMINUM HIP ROOF WITH FASCIA/GUTTER SYSTEM

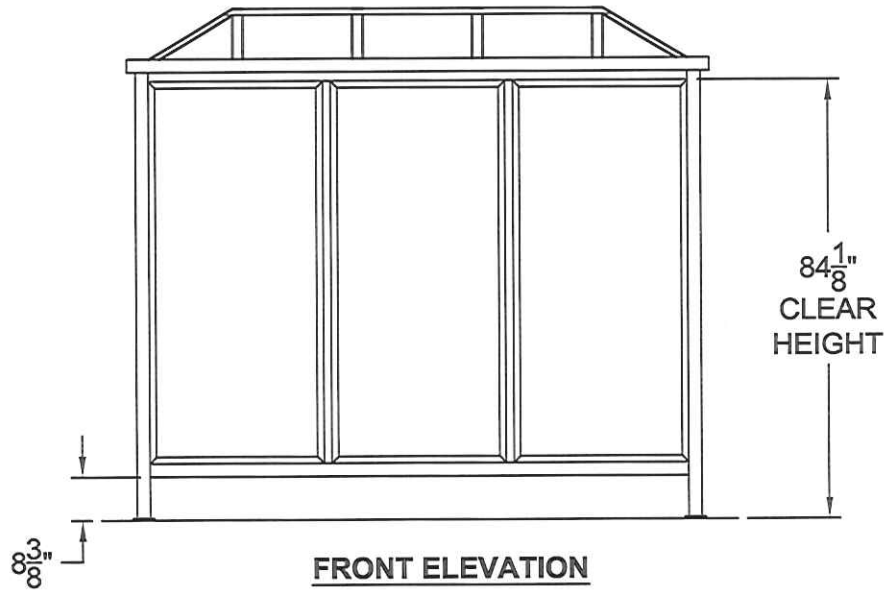
**BRASCO INTERNATIONAL, INC.**  
 32400 INDUSTRIAL DRIVE  
 MADISON HEIGHTS, MICHIGAN 48071  
 1-800-893-3665 WWW.BRASCO.COM

THIS DRAWING IS PROPRIETARY AND IS FOR THE SOLE USE OF OUR CUSTOMERS AND MAY NOT BE REPRODUCED OR COPIED WITHOUT WRITTEN PERMISSION FROM BRASCO INTERNATIONAL.  
**LEAD TIME BEGINS UPON RECEIPT OF SIGNED APPROVAL.**

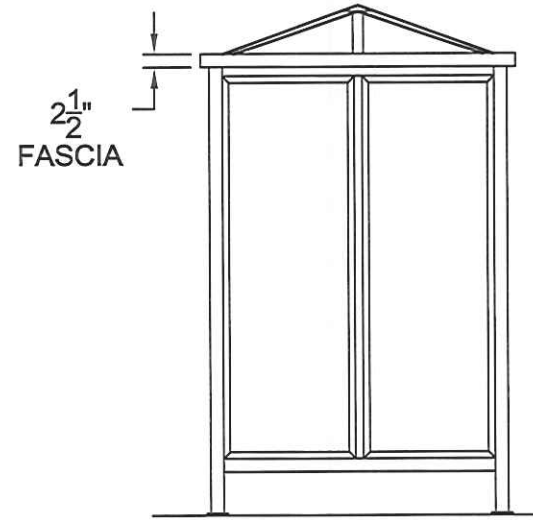
SIGNED: \_\_\_\_\_ DATE: \_\_\_\_\_

CUSTOMER:	STATE OF WEST VIRGINIA	ENGINEER:	ZTL
		DATE:	8-28-12
PROJECT:	ALUMINUM HIP STYLE TRANSIT SHELTER	CHECKER:	XXX
		DATE:	XX-XX-XX
MODEL:	SLIMLINE - SL507-OF	JOB #	XXXX
		SHEET #:	1

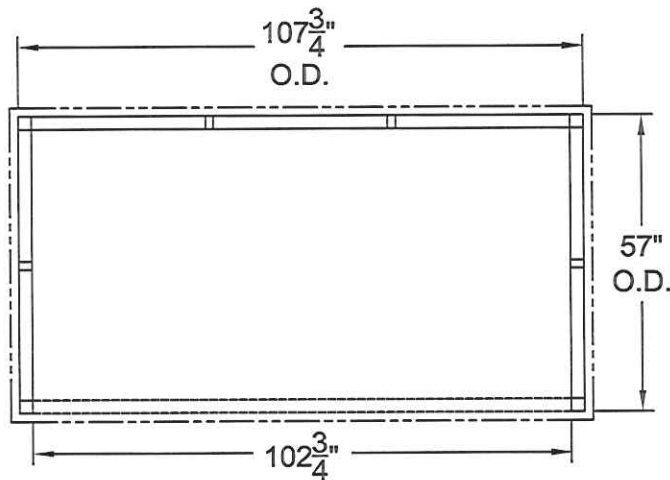




**FRONT ELEVATION**



**SIDE ELEVATION**



**OPEN  
PLAN VIEW**

**SPECIFICATIONS:**

- POWDER COAT ALUMINUM STRUCTURE - COLOR TBD
- 1/4" STRUCTURED POLYCARBONATE GLAZING
- OPTIONAL STEEL OR ALUMINUM PERFORATED PANEL GLAZING
- ALUMINUM HIP ROOF WITH FASCIA/GUTTER SYSTEM

**BRASCO INTERNATIONAL, INC.**

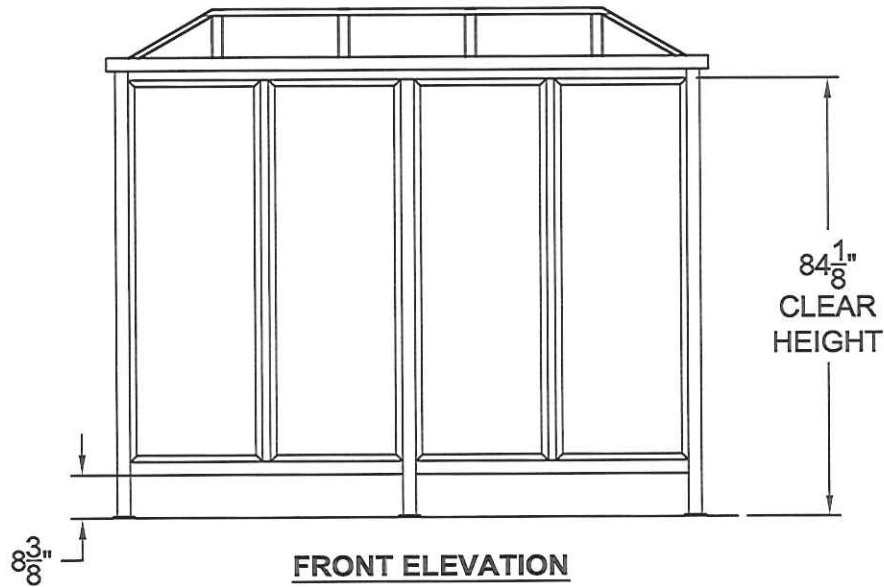
32400 INDUSTRIAL DRIVE  
MADISON HEIGHTS, MICHIGAN 48071  
1-800-893-3665 WWW.BRASCO.COM

THIS DRAWING IS PROPRIETARY AND IS FOR THE SOLE USE OF OUR CUSTOMERS AND MAY NOT BE REPRODUCED OR COPIED WITHOUT WRITTEN PERMISSION FROM BRASCO INTERNATIONAL. LEAD TIME BEGINS UPON RECEIPT OF SIGNED APPROVAL.

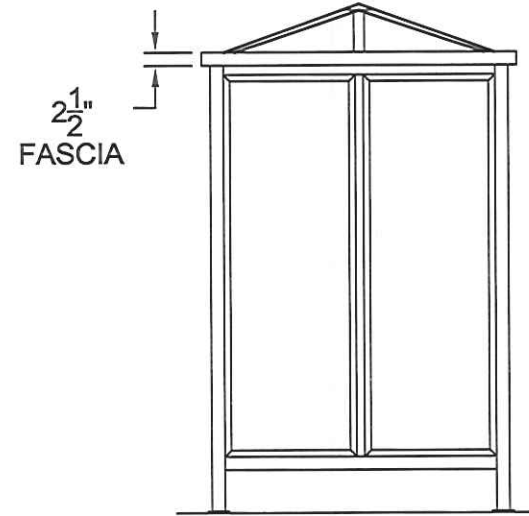
SIGNED: \_\_\_\_\_ DATE: \_\_\_\_\_



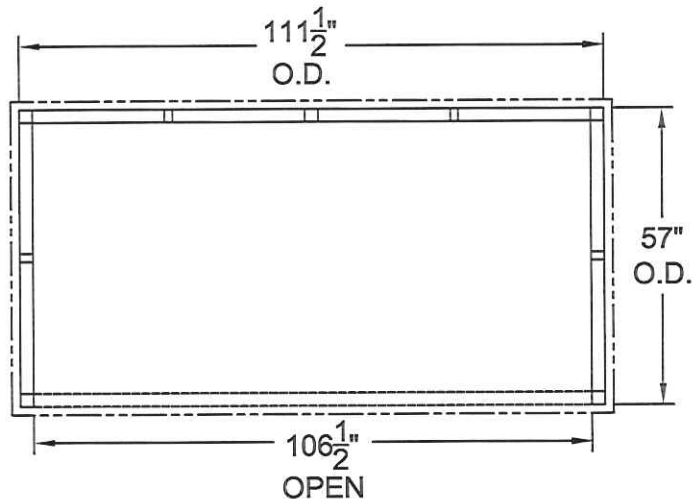
CUSTOMER:	STATE OF WEST VIRGINIA	ENGINEER:	ZTL
PROJECT:	ALUMINUM HIP STYLE TRANSIT SHELTER	DATE:	8-28-12
MODEL:	SLIMLINE - SL509-OF	CHECKER:	XXX
JOB #	XXXX	DATE:	XX-XX-XX
SHEET #:	1		



**FRONT ELEVATION**



**SIDE ELEVATION**



**PLAN VIEW**

**SPECIFICATIONS:**

- POWDER COAT ALUMINUM STRUCTURE - COLOR TBD
- <sup>1</sup>/<sub>4</sub>" STRUCTURED POLYCARBONATE GLAZING
- OPTIONAL STEEL OR ALUMINUM PERFORATED PANEL GLAZING
- ALUMINUM HIP ROOF WITH FASCIA/GUTTER SYSTEM

**BRASCO INTERNATIONAL, INC.**  
 32400 INDUSTRIAL DRIVE  
 MADISON HEIGHTS, MICHIGAN 48071  
 1-800-893-3665 WWW.BRASCO.COM

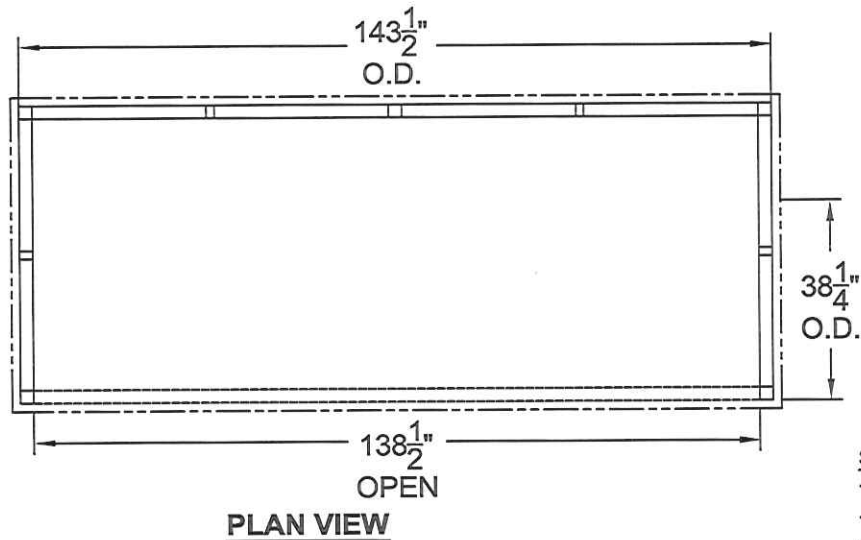
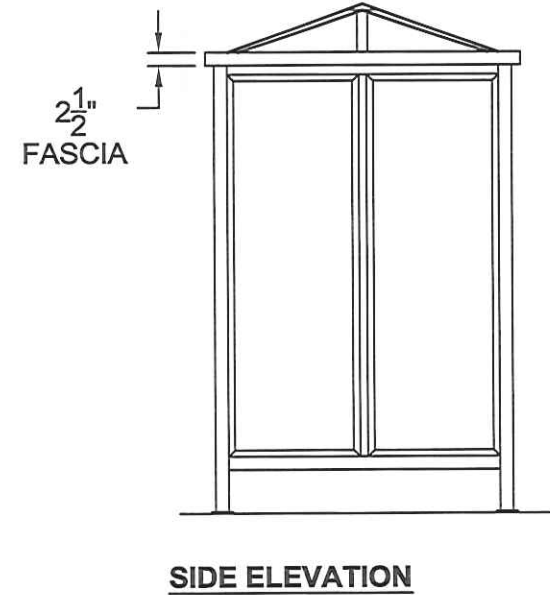
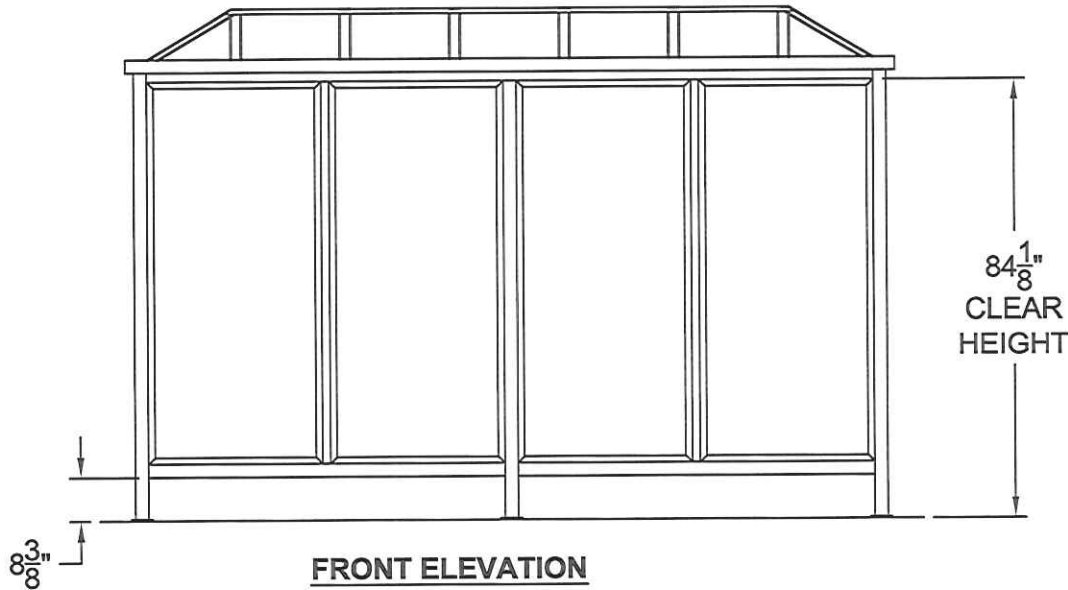
THIS DRAWING IS PROPRIETARY AND IS FOR THE SOLE USE OF OUR CUSTOMERS AND MAY NOT BE REPRODUCED OR COPIED WITHOUT WRITTEN PERMISSION FROM BRASCO INTERNATIONAL.  
**LEAD TIME BEGINS UPON RECEIPT OF SIGNED APPROVAL.**

SIGNED: \_\_\_\_\_ DATE: \_\_\_\_\_



CUSTOMER:	STATE OF WEST VIRGINIA	ENGINEER:	ZTL
PROJECT:	ALUMINUM HIP STYLE TRANSIT SHELTER	DATE:	8-28-12
MODEL:	SLIMLINE - SL510-OF	CHECKER:	XXX
JOB #	XXXX	DATE:	XX-XX-XX
SHEET #:	1		





**SPECIFICATIONS:**

- POWDER COAT ALUMINUM STRUCTURE - COLOR TBD
- 1/4" STRUCTURED POLYCARBONATE GLAZING
- OPTIONAL STEEL OR ALUMINUM PERFORATED PANEL GLAZING
- ALUMINUM HIP ROOF WITH FASCIA/GUTTER SYSTEM

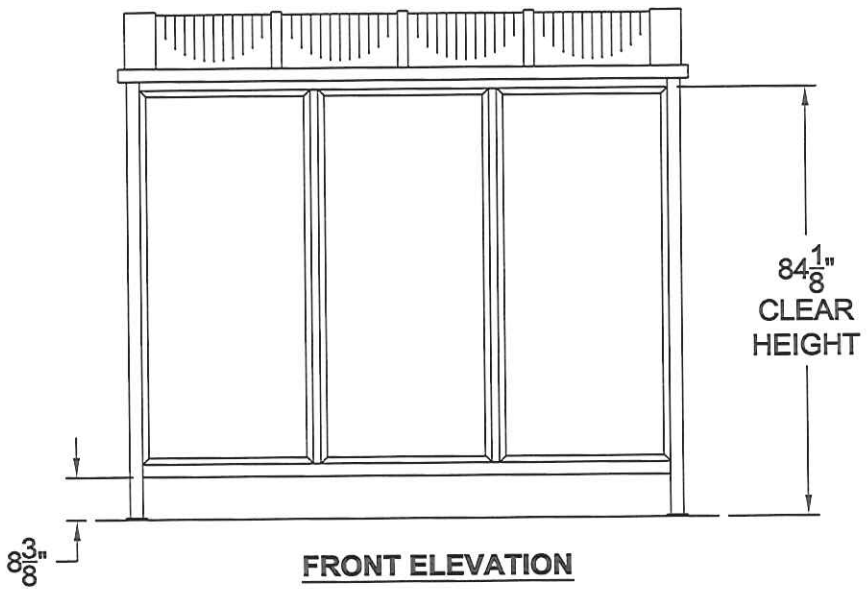
**BRASCO INTERNATIONAL, INC.**  
 32400 INDUSTRIAL DRIVE  
 MADISON HEIGHTS, MICHIGAN 48071  
 1-800-893-3665 WWW.BRASCO.COM

THIS DRAWING IS PROPRIETARY AND IS FOR THE SOLE USE OF  
 OUR CUSTOMERS AND MAY NOT BE REPRODUCED OR COPIED  
 WITHOUT WRITTEN PERMISSION FROM BRASCO INTERNATIONAL.  
**LEAD TIME BEGINS UPON RECEIPT OF SIGNED APPROVAL.**

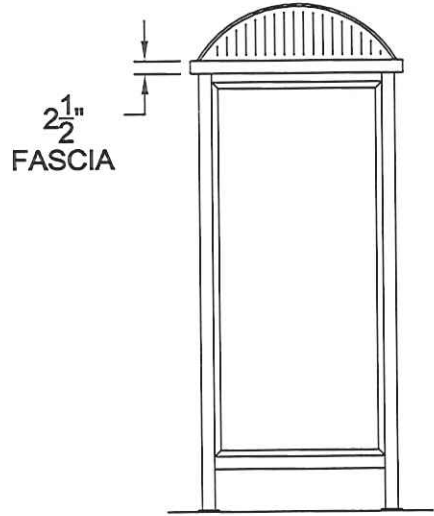
SIGNED: \_\_\_\_\_ DATE: \_\_\_\_\_



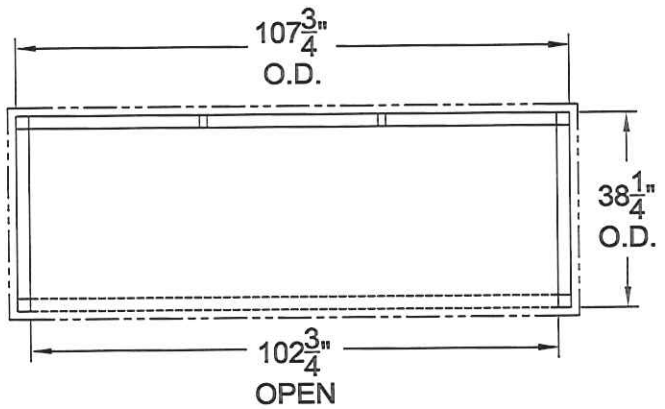
CUSTOMER:	STATE OF WEST VIRGINIA	ENGINEER:	ZTL
		DATE:	8-28-12
PROJECT:	ALUMINUM HIP STYLE TRANSIT SHELTER	CHECKER:	XXX
		DATE:	XX-XX-XX
MODEL:	SLIMLINE - SL512-OF	JOB #	XXXX
		SHEET #:	1



**FRONT ELEVATION**



**SIDE ELEVATION**



**PLAN VIEW**

- SPECIFICATIONS:**
- POWDER COAT ALUMINUM STRUCTURE - COLOR TBD
  - 1/2" STRUCTURED POLYCARBONATE GLAZING
  - OPTIONAL STEEL OR ALUMINUM PERFORATED PANEL GLAZING
  - ALUMINUM BARREL VAULT ROOF WITH FASCIA/GUTTER SYSTEM

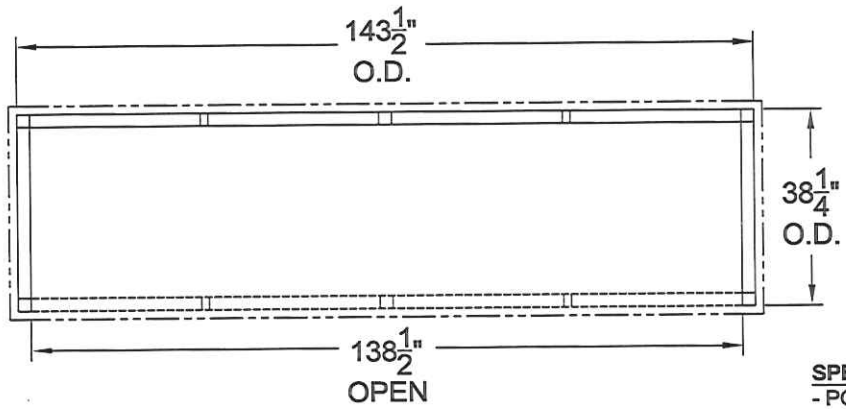
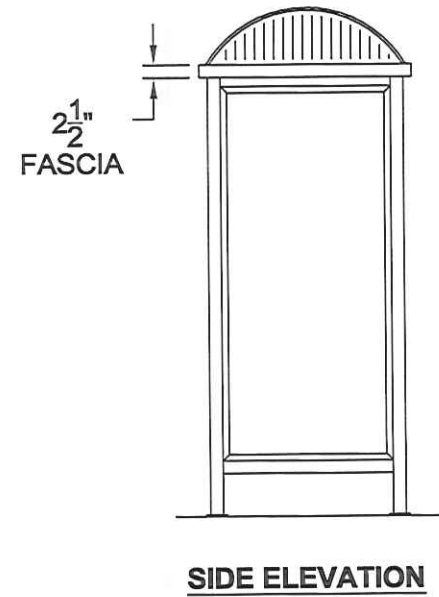
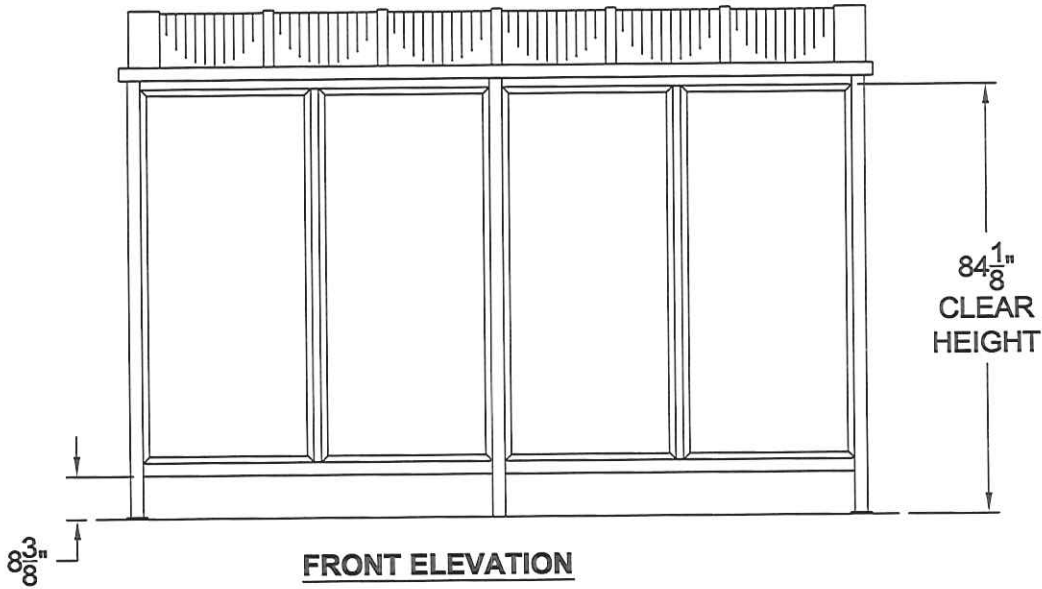
**BRASCO INTERNATIONAL, INC.**  
 32400 INDUSTRIAL DRIVE  
 MADISON HEIGHTS, MICHIGAN 48071  
 1-800-893-3665 WWW.BRASCO.COM



THIS DRAWING IS PROPRIETARY AND IS FOR THE SOLE USE OF OUR CUSTOMERS AND MAY NOT BE REPRODUCED OR COPIED WITHOUT WRITTEN PERMISSION FROM BRASCO INTERNATIONAL. LEAD TIME BEGINS UPON RECEIPT OF SIGNED APPROVAL.

SIGNED: \_\_\_\_\_ DATE: \_\_\_\_\_

CUSTOMER:	STATE OF WEST VIRGINIA	ENGINEER:	ZTL
PROJECT:	BARREL VAULT STYLE TRANSIT SHELTER	DATE:	8-28-12
MODEL:	SLIMLINE - SL309-OF	CHECKER:	XXX
	JOB # XXXX	DATE:	XX-XX-XX
		SHEET #:	1



**SPECIFICATIONS:**

- POWDER COAT ALUMINUM STRUCTURE - COLOR TBD
- 1/2" STRUCTURED POLYCARBONATE GLAZING
- OPTIONAL STEEL OR ALUMINUM PERFORATED PANEL GLAZING
- ALUMINUM BARREL VAULT ROOF WITH FASCIA/GUTTER SYSTEM

**BRASCO INTERNATIONAL, INC.**

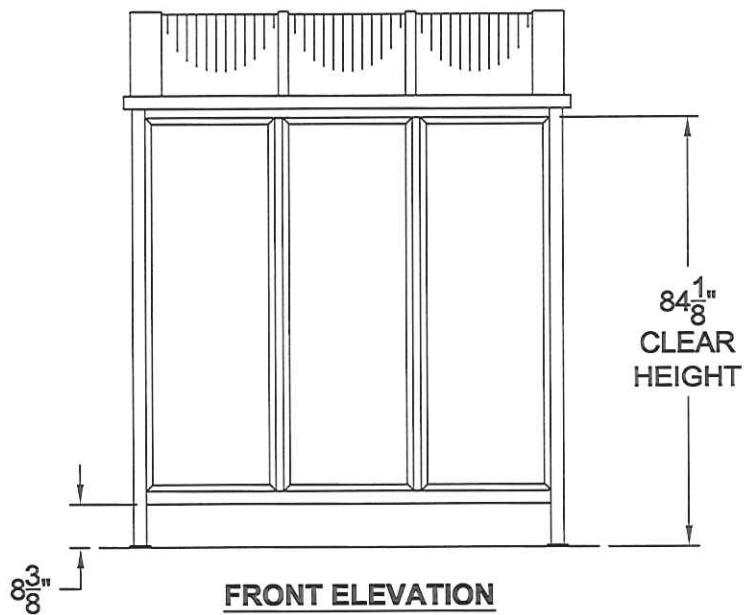
32400 INDUSTRIAL DRIVE  
MADISON HEIGHTS, MICHIGAN 48071  
1-800-893-3665 WWW.BRASCO.COM

THIS DRAWING IS PROPRIETARY AND IS FOR THE SOLE USE OF OUR CUSTOMERS AND MAY NOT BE REPRODUCED OR COPIED WITHOUT WRITTEN PERMISSION FROM BRASCO INTERNATIONAL. LEAD TIME BEGINS UPON RECEIPT OF SIGNED APPROVAL.

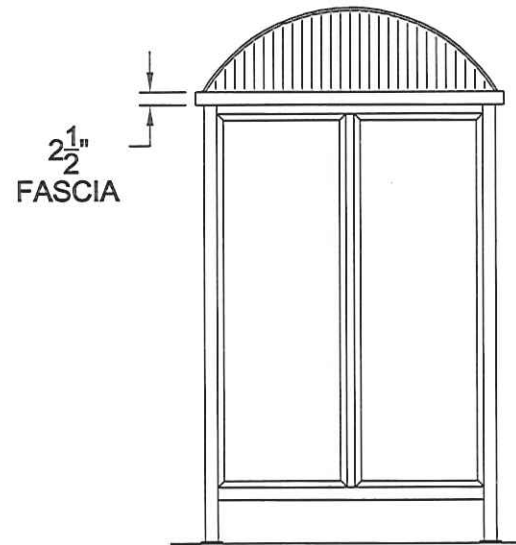
SIGNED: \_\_\_\_\_ DATE: \_\_\_\_\_



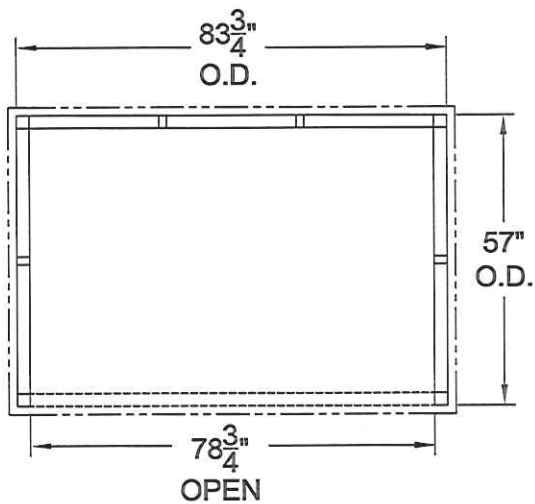
CUSTOMER:	STATE OF WEST VIRGINIA	ENGINEER:	ZTL
PROJECT:	BARREL VAULT STYLE TRANSIT SHELTER	DATE:	8-28-12
MODEL:	SLIMLINE - SL312-OF	CHECKER:	XXX
	JOB # XXXX	DATE:	XX-XX-XX
		SHEET #:	1



**FRONT ELEVATION**



**SIDE ELEVATION**



**PLAN VIEW**

**SPECIFICATIONS:**

- POWDER COAT ALUMINUM STRUCTURE - COLOR TBD
- 1/4" STRUCTURED POLYCARBONATE GLAZING
- OPTIONAL STEEL OR ALUMINUM PERFORATED PANEL GLAZING
- ALUMINUM BARREL VAULT ROOF WITH FASCIA/GUTTER SYSTEM

**BRASCO INTERNATIONAL, INC.**

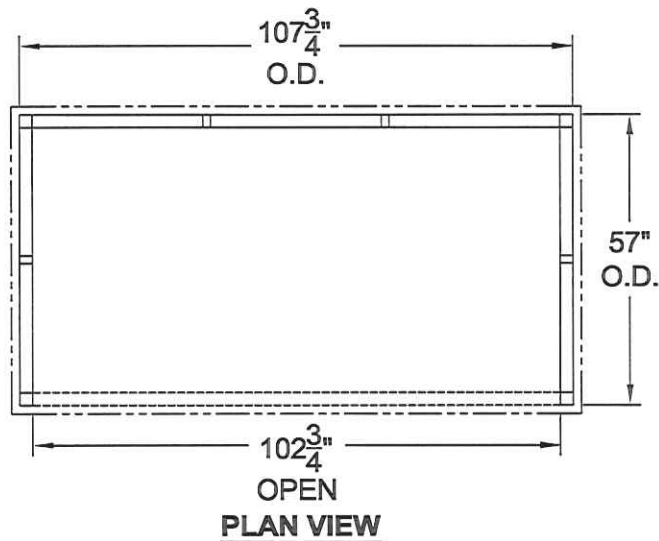
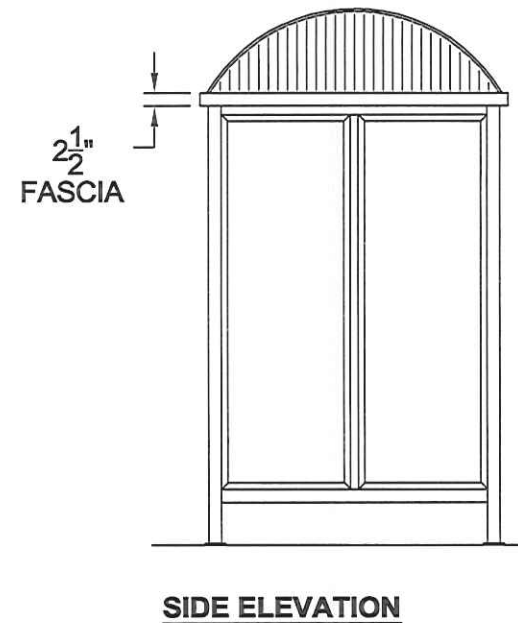
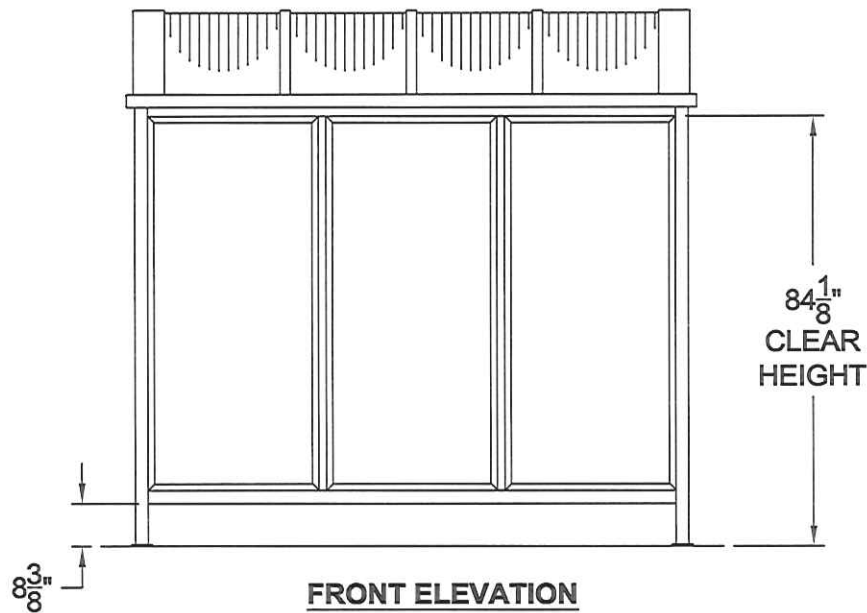
32400 INDUSTRIAL DRIVE  
MADISON HEIGHTS, MICHIGAN 48071  
1-800-893-3665 WWW.BRASCO.COM

THIS DRAWING IS PROPRIETARY AND IS FOR THE SOLE USE OF OUR CUSTOMERS AND MAY NOT BE REPRODUCED OR COPIED WITHOUT WRITTEN PERMISSION FROM BRASCO INTERNATIONAL. LEAD TIME BEGINS UPON RECEIPT OF SIGNED APPROVAL.

SIGNED: \_\_\_\_\_ DATE: \_\_\_\_\_



CUSTOMER:	STATE OF WEST VIRGINIA	ENGINEER:	ZTL
PROJECT:	BARREL VAULT STYLE TRANSIT SHELTER	DATE:	8-28-12
MODEL:	SLIMLINE - SL507-OF	CHECKER:	XXX
JOB #	XXXX	DATE:	XX-XX-XX
SHEET #:	1		



**SPECIFICATIONS:**

- POWDER COAT ALUMINUM STRUCTURE - COLOR TBD
- 1/4" STRUCTURED POLYCARBONATE GLAZING
- OPTIONAL STEEL OR ALUMINUM PERFORATED PANEL GLAZING
- ALUMINUM BARREL VAULT ROOF WITH FASCIA/GUTTER SYSTEM

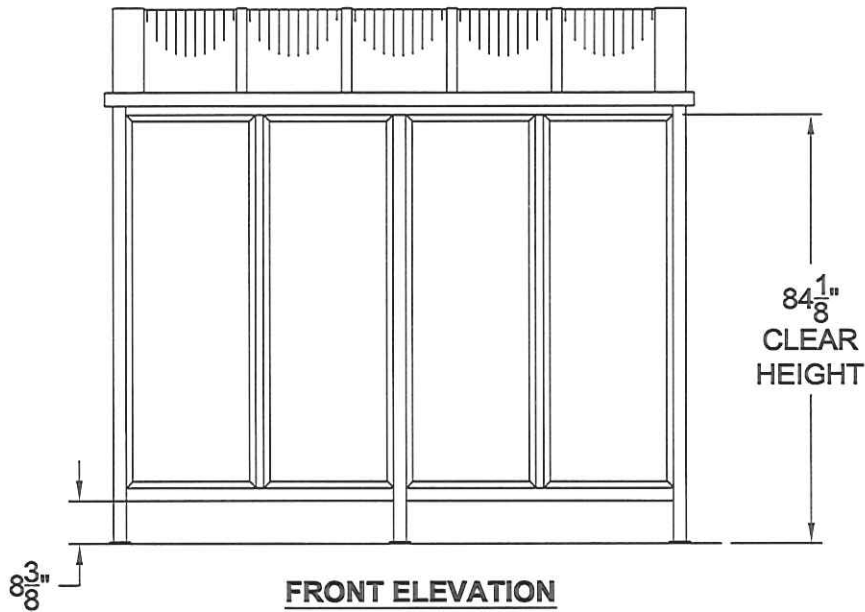


**BRASCO INTERNATIONAL, INC.**  
 32400 INDUSTRIAL DRIVE  
 MADISON HEIGHTS, MICHIGAN 48071  
 1-800-893-3665 WWW.BRASCO.COM

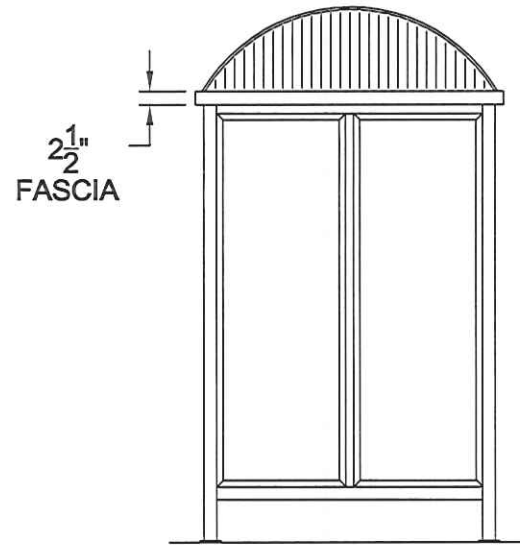
THIS DRAWING IS PROPRIETARY AND IS FOR THE SOLE USE OF  
 OUR CUSTOMERS AND MAY NOT BE REPRODUCED OR COPIED  
 WITHOUT WRITTEN PERMISSION FROM BRASCO INTERNATIONAL.  
**LEAD TIME BEGINS UPON RECEIPT OF SIGNED APPROVAL.**

SIGNED: \_\_\_\_\_ DATE: \_\_\_\_\_

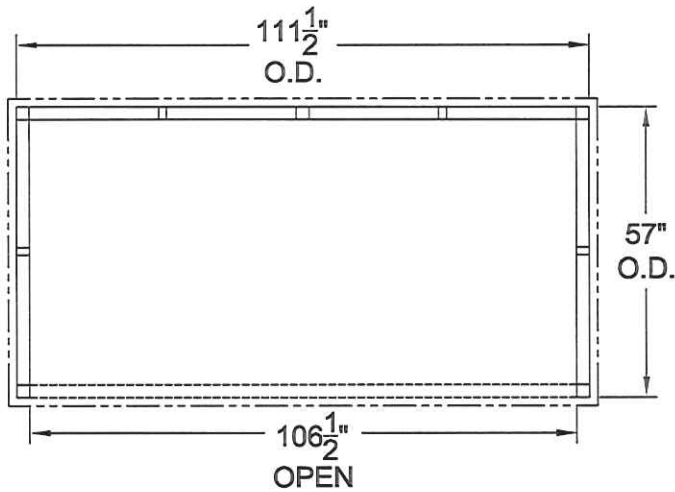
CUSTOMER:	STATE OF WEST VIRGINIA	ENGINEER:	ZTL
PROJECT:	BARREL VAULT STYLE TRANSIT SHELTER	DATE:	8-28-12
MODEL:	SLIMLINE - SL509-OF	CHECKER:	XXX
JOB #	XXXX	DATE:	XX-XX-XX
SHEET #:	1		



**FRONT ELEVATION**



**SIDE ELEVATION**



**PLAN VIEW**

**SPECIFICATIONS:**

- POWDER COAT ALUMINUM STRUCTURE - COLOR TBD
- 1/2" STRUCTURED POLYCARBONATE GLAZING
- OPTIONAL STEEL OR ALUMINUM PERFORATED PANEL GLAZING
- ALUMINUM BARREL VAULT ROOF WITH FASCIA/GUTTER SYSTEM

**BRASCO INTERNATIONAL, INC.**

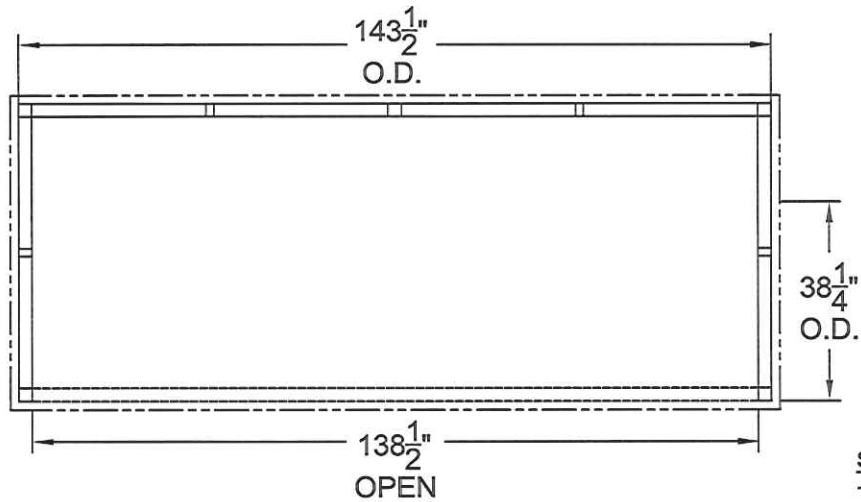
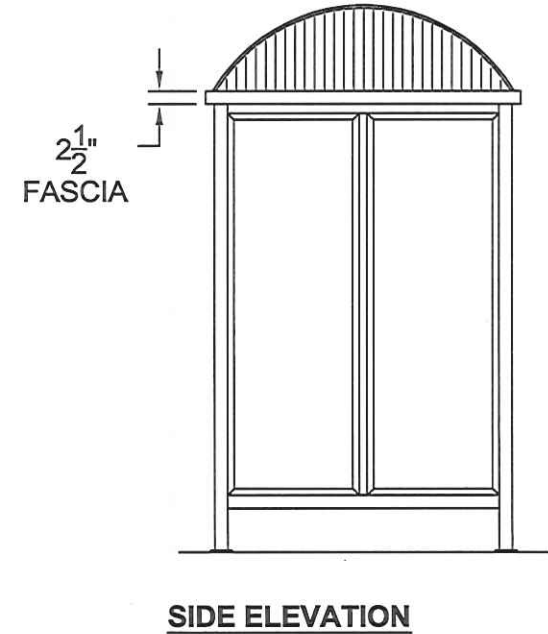
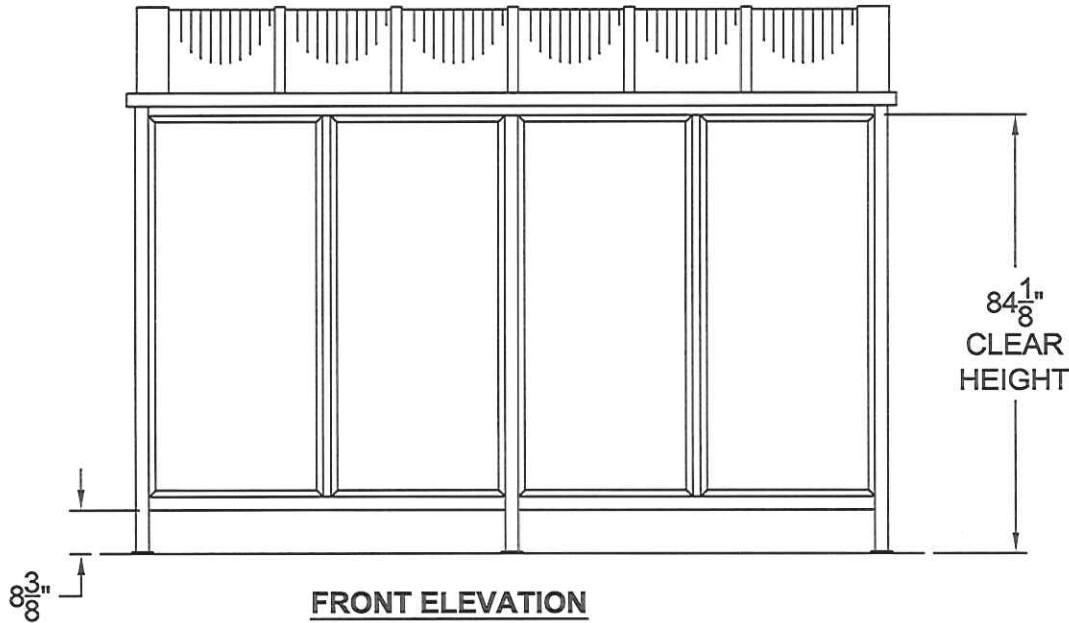
32400 INDUSTRIAL DRIVE  
MADISON HEIGHTS, MICHIGAN 48071  
1-800-893-3665 WWW.BRASCO.COM

THIS DRAWING IS PROPRIETARY AND IS FOR THE SOLE USE OF OUR CUSTOMERS AND MAY NOT BE REPRODUCED OR COPIED WITHOUT WRITTEN PERMISSION FROM BRASCO INTERNATIONAL.  
**LEAD TIME BEGINS UPON RECEIPT OF SIGNED APPROVAL.**

SIGNED: \_\_\_\_\_ DATE: \_\_\_\_\_



CUSTOMER:	STATE OF WEST VIRGINIA	ENGINEER:	ZTL
PROJECT:	BARREL VAULT STYLE TRANSIT SHELTER	DATE:	8-28-12
MODEL:	SLIMLINE - SL510-OF	CHECKER:	XXX
JOB #	XXXX	DATE:	XX-XX-XX
SHEET #:	1		



- SPECIFICATIONS:**
- POWDER COAT ALUMINUM STRUCTURE - COLOR TBD
  - 1/4" STRUCTURED POLYCARBONATE GLAZING
  - OPTIONAL STEEL OR ALUMINUM PERFORATED PANEL GLAZING
  - ALUMINUM BARREL VAULT ROOF WITH FASCIA/GUTTER SYSTEM

**BRASCO INTERNATIONAL, INC.**  
 32400 INDUSTRIAL DRIVE  
 MADISON HEIGHTS, MICHIGAN 48071  
 1-800-893-3665 WWW.BRASCO.COM

THIS DRAWING IS PROPRIETARY AND IS FOR THE SOLE USE OF OUR CUSTOMERS AND MAY NOT BE REPRODUCED OR COPIED WITHOUT WRITTEN PERMISSION FROM BRASCO INTERNATIONAL.  
**LEAD TIME BEGINS UPON RECEIPT OF SIGNED APPROVAL.**

SIGNED: \_\_\_\_\_ DATE: \_\_\_\_\_



CUSTOMER:	STATE OF WEST VIRGINIA	ENGINEER:	ZTL
		DATE:	8-28-12
PROJECT:	BARREL VAULT STYLE TRANSIT SHELTER	CHECKER:	XXX
		DATE:	XX-XX-XX
MODEL:	SLIMLINE - SL512-OF	JOB #	XXXX
		SHEET #:	1

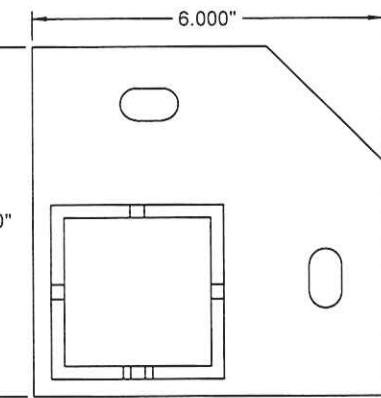
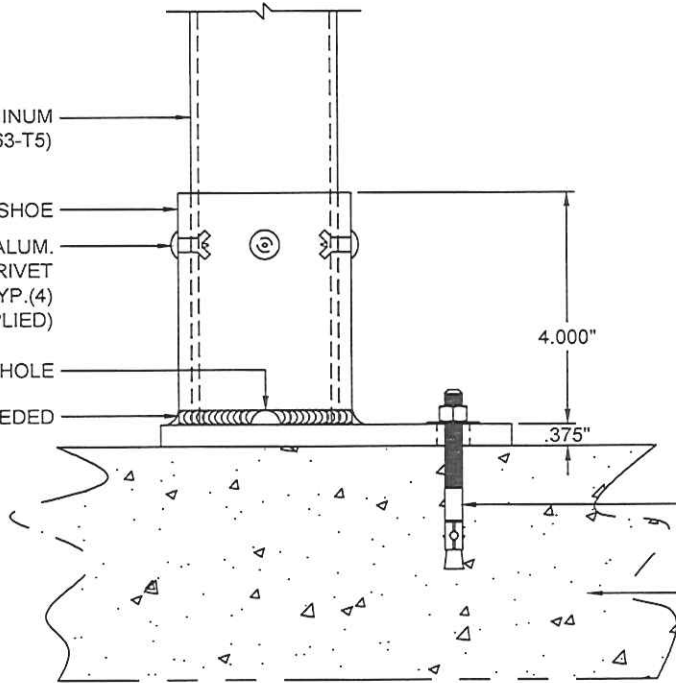
2 1/2" x 2 1/2" x 1/8" ALUMINUM  
TUBE COLUMN (6063-T5)

ANCHOR SHOE

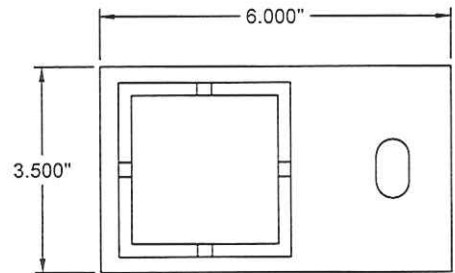
1/4" X 3/8" G.R. ALUM.  
DOMED DRIVE RIVET  
WITH S.S. PIN - TYP. (4)  
(FIELD APPLIED)

WEEP HOLE

SHIM AS NEEDED



CORNER ANCHOR SHOE



INTERMEDIATE ANCHOR SHOE

1/2- 13 x 3 3/4 WEDGE ANCHOR  
BOLT, NUT & WASHERS (ALL S/S)

SUB STRUCTURE BY OTHERS



**BRASCO INTERNATIONAL, INC.**

32400 INDUSTRIAL DRIVE  
MADISON HEIGHTS, MI 48071  
1-800-893-3665 WWW.BRASCO.COM

THIS DRAWING IS PROPRIETARY AND IS FOR THE SOLE USE OF  
OUR CUSTOMERS AND MAY NOT BE REPRODUCED OR COPIED  
WITHOUT WRITTEN PERMISSION FROM BRASCO INTERNATIONAL.  
**LEAD TIME BEGINS UPON RECEIPT OF SIGNED APPROVAL.**

SIGNED: \_\_\_\_\_ DATE: \_\_\_\_\_

CUSTOMER:		ENGINEER:	BDH
PROJECT:	STANDARD ANCHOR SHOE DETAIL	DATE:	1-7-11
MODEL:	SLIMLINE SERIES	JOB #	
		SHEET #:	



2 1/2" x 2 1/2" x 1/8" ALUMINUM  
HEADER TUBE (6063-T5)

1 1/2" x 2 1/2" x 1/8" ALUMINUM  
TUBE MULLION (6063-T5)

1/4" X 3/8" G.R. ALUM.  
FLAT DRIVE RIVET  
TYP.(4) PER CONNECTION

1/4" THICK INTERNAL CLIP - TYP.  
(6063-T5)

2 1/2" x 2 1/2" x 1/8" ALUMINUM  
TUBE COLUMN (6063-T5)

2 1/2" x 2 1/2" x 1/8" ALUMINUM  
SILL TUBE (6063-T5)

8.000"

375"



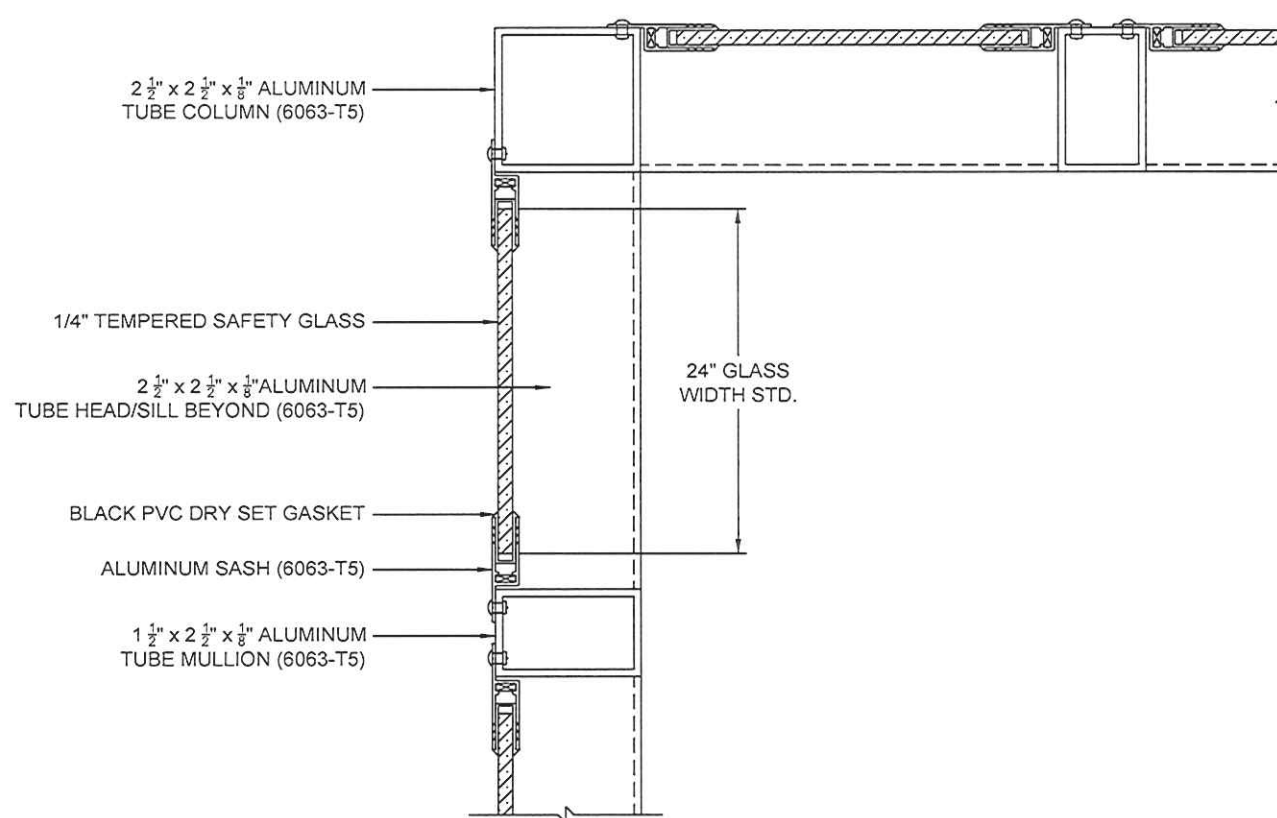
**BRASCO INTERNATIONAL, INC.**

32400 INDUSTRIAL DRIVE  
MADISON HEIGHTS, MI 48071  
1-800-893-3665 WWW.BRASCO.COM

THIS DRAWING IS PROPRIETARY AND IS FOR THE SOLE USE OF  
OUR CUSTOMERS AND MAY NOT BE REPRODUCED OR COPIED  
WITHOUT WRITTEN PERMISSION FROM BRASCO INTERNATIONAL.  
**LEAD TIME BEGINS UPON RECEIPT OF SIGNED APPROVAL.**

SIGNED: \_\_\_\_\_ DATE: \_\_\_\_\_

CUSTOMER:		ENGINEER:	BDH	
PROJECT:	STANDARD WALL CONNECTION DETAILS		DATE:	1-7-11
MODEL:	SLIMLINE SERIES	JOB #	SHEET #:	



**BRASCO INTERNATIONAL, INC.**

32400 INDUSTRIAL DRIVE  
MADISON HEIGHTS, MI 48071  
1-800-893-3665 WWW.BRASCO.COM

THIS DRAWING IS PROPRIETARY AND IS FOR THE SOLE USE OF  
OUR CUSTOMERS AND MAY NOT BE REPRODUCED OR COPIED  
WITHOUT WRITTEN PERMISSION FROM BRASCO INTERNATIONAL.  
**LEAD TIME BEGINS UPON RECEIPT OF SIGNED APPROVAL.**


SIGNED: \_\_\_\_\_ DATE: \_\_\_\_\_




CUSTOMER:		ENGINEER:	BDH
PROJECT:	WINDOW GLAZING DETAILS - 1/4" GLASS - FACE MOUNT	DATE:	5-12-11
MODEL:	SLIMLINE SERIES	JOB #	SHEET #:


















**THE FOLLOWING TOOLS ARE REQUIRED FOR INSTALLATION**

DRILL MOTOR, 1/4" DRILL BITS, #11 DRILL BITS  
 HD DRILL MOTOR OR HAMMER DRILL  
 CORDLESS DRILLS  
 1/2" MASONRY DRILL BITS - 8" LONG  
 5/8" & 3/4" SOCKET AND WRENCH  
 BUBBLE LEVEL, LINE LEVEL, STRING LINE  
 CAULK GUN AND SEALANT  
 AIR COMPRESSOR  
 SHOP VAC / BROOM - CLEAN UP

STEEL HAMMER  
 DEAD BLOW HAMMER OR MALLET  
 HEAVY DUTY RIVET GUN "MANUAL"  
 OR PNEUMATIC RIVET GUN  
 TAPE MEASURE  
 GENERATOR  
 HAND TOOLS: SCREW DRIVERS, PUNCH ETC.  
 LADDER

**FASTENERS & HARDWARE**

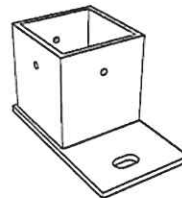
- F1045  Ø3/16" X 1/4" ALUMINUM POP RIVET  
 WINDOW SASH TO SHELTER FRAME
- F1046  Ø3/16" X 3/8" STAINLESS STEEL POP RIVET  
 BENCH BRACKET & BACKREST BRACKET  
 TO SHELTER FRAME
- F1047  Ø1/4" X 1/4" ALUMINUM DOME HEAD DRIVE RIVET  
 ROOF MODULE TO SHELTER FRAME
- F1048  Ø1/4" X 3/8" ALUMINUM FLAT HEAD DRIVE RIVET  
 SHELTER FRAME TO SHELTER FRAME
- F1049  Ø1/4" X 3/8" ALUMINUM DOME HEAD DRIVE RIVET  
 ANCHOR BOOT TO COLUMN
- F1022  1/2" X 3 3/4" S.S. WEDGE ANCHOR BOLT  
 WITH FLAT WASHER, LOCKWASHER & NUT  
 GROUND ATTACHMENT FOR ANCHOR BOOT
- F1058 

MS005



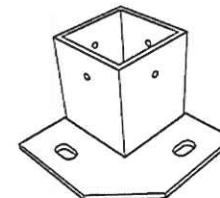
RIVET SETTING TOOL

BA001



SINGLE FLANGE BOOT

BA002



CORNER BOOT

**CLEANING TIPS**

THIS INFORMATION IS INTENDED TO SERVE AS A GUIDE AND WILL BE USEFUL IN UNDERSTANDING THE PROPER CARE AND MAINTENANCE OF ANODIZED ALUMINUM. AS WITH ANY FINISHED PRODUCT, ANODIZED ALUMINUM REQUIRES REASONABLE CARE PRIOR TO AND DURING INSTALLATION. ANODIZED ALUMINUM POSSESS EXCEPTIONAL RESISTANCE TO CORROSION DISCOLORATION AND WEAR. UPON FINAL INSTALLATION ROUTINE MAINTENANCE SHOULD COMMENCE. THE MORE FREQUENTLY ALUMINUM IS CLEANED THE EASIER AND LESS COSTLY SUCCEEDING MAINTENANCE IS:

1. OVER-CLEANING OR EXCESSIVE RUBBING CAN DO MORE HARM THAN GOOD.
2. STRONG SOLVENTS OR STRONG CLEANER CONCENTRATIONS CAN CAUSE DAMAGE TO THE FINISHED SURFACES.
3. AVOID ABRASIVE CLEANERS. DO NOT USE HOUSEHOLD CLEANERS THAT CONTAIN ABRASIVES.
4. ABRASIVE MATERIALS LIKE STEEL WOOL, ABRASIVE BRUSHES, ETC. CAN WEAR AND HARM FINISHES.
5. AVOID DRIPS AND SPLASHES. REMOVE EXCESS SOLVENTS AS QUICKLY AS POSSIBLE.
6. AVOID TEMPERATURE EXTREMES. HEAT ACCELERATES CHEMICAL REACTIONS AND MAY EVAPORATE WATER FROM CLEANING SOLUTIONS. EXTREMELY LOW TEMPERATURES MAY RESULT IN POOR CLEANING RESULTS. CLEANING UNDER ADVERSE CONDITIONS MAY RESULT IN STREAKING OR STAINING. IDEALLY, CLEANING SHOULD BE DONE IN SHADE AT MODERATE TEMPERATURES.
7. DO NOT SUBSTITUTE A HEAVY-DUTY CLEANER FOR A FREQUENTLY USED MILD CLEANER.
8. DO NOT SCOUR SURFACE.
9. NEVER USE PAINT REMOVERS, AGGRESSIVE ALKALINE, ACID OR ABRASIVE CLEANERS.
10. ALWAYS DO A SURFACE TEST IN AN INCONSPICUOUS AREA.
11. FOLLOW MANUFACTURERS RECOMMENDATIONS FOR MIXING AND DILUTING CLEANERS.
12. NEVER MIX CLEANERS.
13. TO PREVENT MARRING, MAKE SURE CLEANING SPONGES, CLOTHS, ETC. ARE FREE OF GRIT OR DIRT.



**BRASCO INTERNATIONAL, INC.**

32400 INDUSTRIAL DRIVE  
 MADISON HEIGHTS, MICHIGAN 48071  
 1-800-893-3665 WWW.BRASCO.COM

THIS DRAWING IS PROPRIETARY AND IS FOR THE SOLE USE OF OUR CUSTOMERS AND MAY NOT BE REPRODUCED OR COPIED WITHOUT WRITTEN PERMISSION FROM BRASCO INTERNATIONAL. LEAD TIME BEGINS UPON RECEIPT OF SIGNED APPROVAL.

SIGNED: \_\_\_\_\_ DATE: \_\_\_\_\_

CUSTOMER:	INSTALLATION INSTRUCTIONS	ENGINEER:	SJT
PROJECT:	SLIMLINE STYLE TRANSIT SHELTER	DATE:	11-10-11
MODEL:	SLIMLINE SERIES	CHECKER:	BDH
JOB #		DATE:	11-18-11
		SHEET #:	1



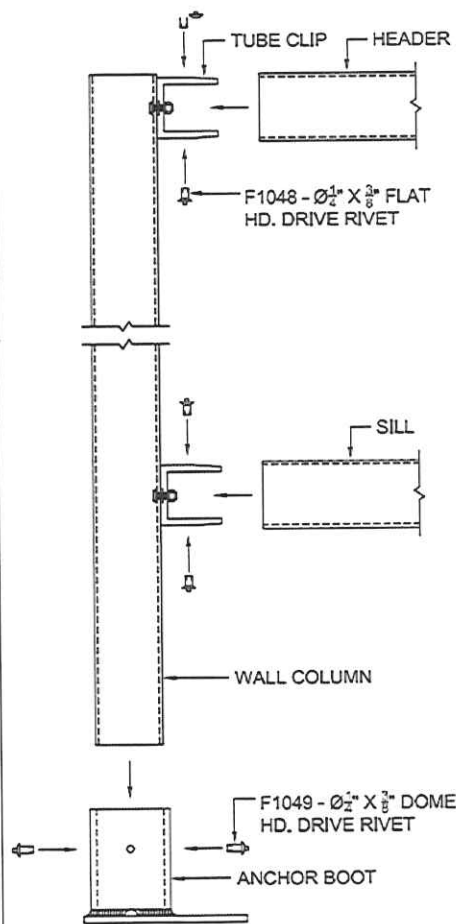


FIGURE 1

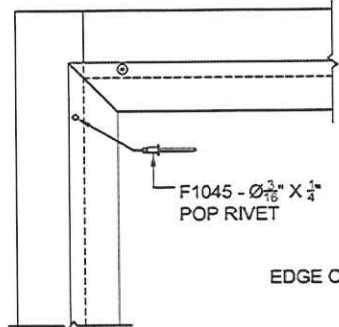


FIGURE 2

6" MIN.  
EDGE OF PAD

NOTE: FIGURE 3 SHOWS A GENERIC WALL LAYOUT. SEE WALL LAYOUT PROVIDED FOR ACTUAL CONFIGURATION.

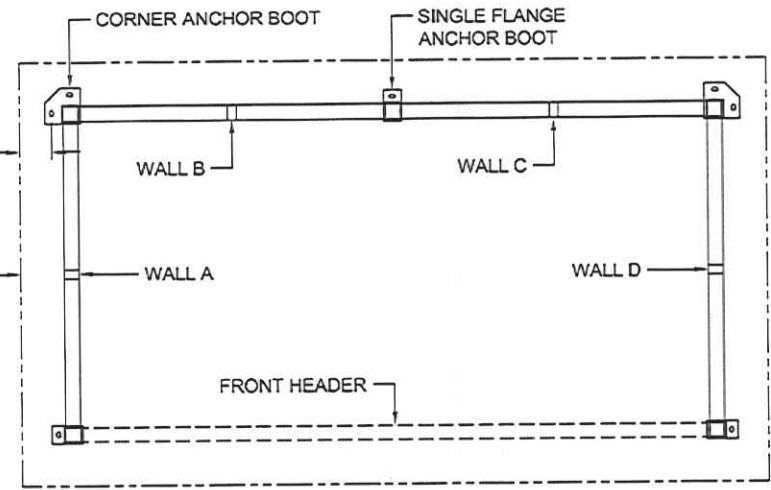


FIGURE 3

- 1) START WITH THE LEFT SIDE WALL AND LEFT BACK WALL. SET COLUMNS IN ANCHOR BOOTS. (ANCHOR BOOTS CAN BE ALIGNED UNDER SILLS OR TO OUTSIDE OF SHELTER AS SHOWN IN FIGURE 3) SLIDE HEADER AND SILL TUBES ONTO CORRESPONDING TUBE CLIPS UNTIL FULLY ENGAGED. USING THE DRIVE RIVET TOOL, ATTACH TO CLIPS WITH F1048 - Ø½" X ⅜" FLAT HEAD DRIVE RIVETS.
- 2) REPEAT STEP 1 FOR REMAINING WALL SECTIONS, FRONT HEADER AND CROSS BRACE(S) CONNECTIONS.
- 3) WHERE WALL SECTIONS WERE CONNECTED, USE #11 (Ø.191") DRILL BIT TO TRANSFER HOLES IN GLAZING SASH TO COLUMNS. SECURE SASH TO COLUMN WITH F1045 - Ø ⅜" X ¼" POP RIVET (FIGURE 2).
- 4) WITH THE SHELTER IN THE PROPER LOCATION, SQUARE AND PLUMB WALL SECTIONS. USING THE SHIMS PROVIDED, PITCH SHELTER TO THE REAR FOR DRAINAGE. TRANSFER Ø¼" HOLES THRU ANCHOR BOOTS INTO COLUMNS. ATTACH COLUMNS TO ANCHOR BOOTS USING Ø½" X ⅜" DOME HD. DRIVE RIVET.
- 5) DRILL A Ø½" HOLE 4" DP. MINIMUM IN CONCRETE FOR F1022 - WEDGE ANCHORS. CLEAN DUST AND DEBRIS FROM HOLES. TAP WEDGE ANCHORS INTO HOLES LEAVING ½" MIN. EXPOSED ABOVE BOOT FLANGE. APPLY FLAT WASHER, LOCK WASHER AND NUT ONTO ANCHOR AND TIGHTEN SECURELY.



**BRASCO INTERNATIONAL, INC.**  
 32400 INDUSTRIAL DRIVE  
 MADISON HEIGHTS, MICHIGAN 48071  
 1-800-893-3665 WWW.BRASCO.COM

THIS DRAWING IS PROPRIETARY AND IS FOR THE SOLE USE OF OUR CUSTOMERS AND MAY NOT BE REPRODUCED OR COPIED WITHOUT WRITTEN PERMISSION FROM BRASCO INTERNATIONAL. LEAD TIME BEGINS UPON RECEIPT OF SIGNED APPROVAL.

SIGNED: \_\_\_\_\_ DATE: \_\_\_\_\_

CUSTOMER:	INSTALLATION INSTRUCTIONS	ENGINEER:	SJT
PROJECT:	SLIMLINE STYLE TRANSIT SHELTER	DATE:	11-10-11
MODEL:	SLIMLINE SERIES	CHECKER:	BDH
	JOB #	DATE:	11-18-11
		SHEET #:	2

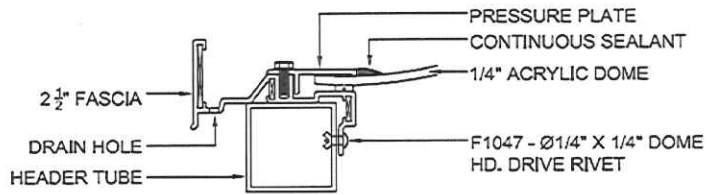


FIGURE 4

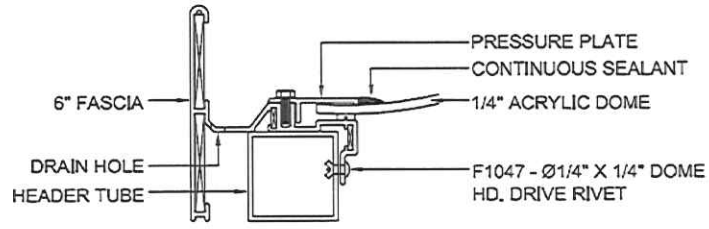


FIGURE 5

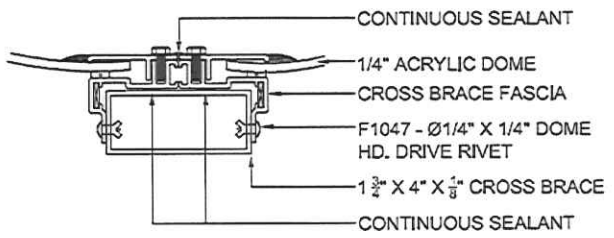


FIGURE 6

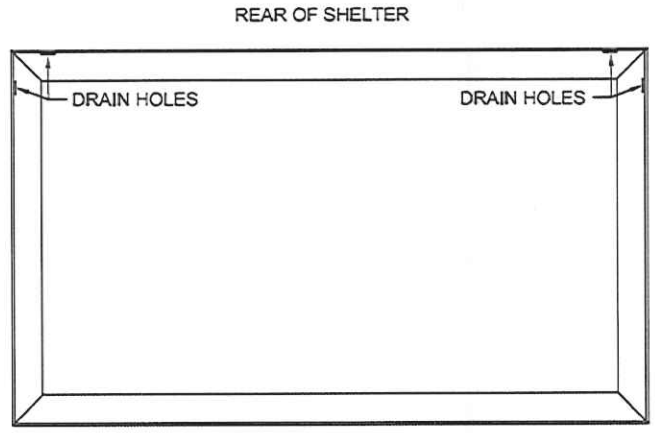


FIGURE 7

- 6) MAKE SURE TOP OF HEADER BEAMS ARE CLEAN AND CLEAR OF DEBRIS. WITH DRAIN HOLES TO REAR OF SHELTER SET THE ROOF MODULE ONTO SHELTER WALL SECTIONS (FIGURE 7).
- 6A) FIGURE 6 SHOWS ATTACHMENT FOR MULTIPLE DOME ROOFS. ON MULTI-DOME ROOFS RUN TWO CONTINUOUS 1/2" BEADS OF SILICONE ALONG CROSS BRACE AS SHOWN. AFTER ROOFS ARE INSTALLED RUN A CONTINUOUS BEAD OF SILICONE ALONG ABUTMENT OF DOME ROOF MODULES.
- 7) TRANSFER MOUNTING HOLES IN FASCIA ALIGNMENT LIP TO HEADERS WITH Ø 1/2" DRILL BIT.
- 8) ATTACH ROOF MODULE AROUND ENTIRE PERIMETER WITH F1047 - Ø 1/4" X 1/4" DOME HD. DRIVE RIVETS.



**BRASCO INTERNATIONAL, INC.**  
 32400 INDUSTRIAL DRIVE  
 MADISON HEIGHTS, MICHIGAN 48071  
 1-800-893-3665 WWW.BRASCO.COM

THIS DRAWING IS PROPRIETARY AND IS FOR THE SOLE USE OF OUR CUSTOMERS AND MAY NOT BE REPRODUCED OR COPIED WITHOUT WRITTEN PERMISSION FROM BRASCO INTERNATIONAL. LEAD TIME BEGINS UPON RECEIPT OF SIGNED APPROVAL.

SIGNED: \_\_\_\_\_ DATE: \_\_\_\_\_

CUSTOMER:	INSTALLATION INSTRUCTIONS	ENGINEER:	SJT
		DATE:	11-10-11
PROJECT:	SLIMLINE STYLE TRANSIT SHELTER	CHECKER:	BDH
		DATE:	11-18-11
MODEL:	SLIMLINE SERIES	JOB #	
		SHEET #:	3



**BRASCO**  
**INTERNATIONAL**

32400 Industrial Dr.  
Madison Heights, MI 48071  
PHONE: 800.893.3665  
FAX: 313.393.0499  
WEB: [www.brasco.com](http://www.brasco.com)

### Concrete Pad Specification

- 4" Thick or Greater
- 3000 PSI or Greater
- 1' Outer Perimeter Past Shelter Anchors (i.e. 7' x 12' Pad for 5' x 10' Shelter)
- Always Consult Local Building Codes





**DEVELOPMENT**

- [History of Powder](#)
- [Powder Capabilities](#)
- [Future Trends](#)
- [Is Powder For You?](#)

**DESCRIPTION**

- [How Powder Works](#)
- [Technical Data](#)
- [Application](#)

**PPG PRODUCTS**

- [Powder Products](#)
- [Functional Powders](#)
- [See our RAL Color Deck](#)

- [Special Services](#)
- [Contact Us](#)
- [Powder Home](#)

[Page 1](#) (RAL 1000 - RAL 2011) | [Page 2](#) (RAL 2012 - RAL 5004)  
[Page 3](#) (RAL 5005 - RAL 6017) | [Page 4](#) (RAL 6018 - RAL 7031)  
[Page 5](#) (RAL 7032 - RAL 9002) | [Page 6](#) (RAL 9003 - RAL 9018)


*The color representations are reproduced from actual color chips. However, the colors as viewed on your monitor or printed by your printer from data presented on this site will vary from the true color of the actual coatings due to computer systems variations, and should be viewed as representations only.*

1-888-774-2001

**RAL Color Deck**

Page 1


<b>RAL 1000 Green Beige</b>	<b>RAL 1016 Light Ivory</b>	<b>RAL 1033 Dahlia Yellow</b>
<b>RAL 1001 Beige</b>	<b>RAL 1016 Sulfur Yellow</b>	<b>RAL 1034 Pastel Yellow</b>
<b>RAL 1002 Sand Yellow</b>	<b>RAL 1017 Saffron Yellow</b>	<b>RAL 1037 Sun Yellow</b>
<b>RAL 1003 Signal Yellow</b>	<b>RAL 1018 Zinc Yellow</b>	<b>RAL 2000 Yellow Orange</b>
<b>RAL 1004 Golden Yellow</b>	<b>RAL 1019 Grey Beige</b>	<b>RAL 2001 Red Orange</b>
<b>RAL 1005 Honey Yellow</b>	<b>RAL 1020 Olive Yellow</b>	<b>RAL 2002 Vermillion</b>
<b>RAL 1006 Maize Yellow</b>	<b>RAL 1021 Rap Yellow</b>	<b>RAL 2003 Pastel Orange</b>



<b>RAL 1007 Daffodil Yellow</b>	<b>RAL 1023 Traffic Yellow</b>	<b>RAL 2004 Pure Orange</b>
<b>RAL 1011 Brown Beige</b>	<b>RAL 1024 Ochre Yellow</b>	<b>RAL 2008 Bright Red Orange</b>
<b>RAL 1012 Lemon Yellow</b>	<b>RAL 1027 Curry</b>	<b>RAL 2009 Traffic Orange</b>
<b>RAL 1013 Oyster White</b>	<b>RAL 1028 Melon Yellow</b>	<b>RAL 2010 Signal Orange</b>
<b>RAL 1014 Ivory</b>	<b>RAL 1032 Broom Yellow</b>	<b>RAL 2011 Deep Orange</b>

Page 2


<b>RAL 1012 Salmon Orange</b>	<b>RAL 3014 Antique Pink</b>	<b>RAL 4004 Claret Violet</b>
<b>RAL 3000 Flame Red</b>	<b>RAL 3015 Light Pink</b>	<b>RAL 4005 Blue Lilac</b>
<b>RAL 3001 Signal Red</b>	<b>RAL 3016 Coral Red</b>	<b>RAL 4006 Traffic Purple</b>
<b>RAL 3002 Carmine Red</b>	<b>RAL 3017 Rose</b>	<b>RAL 4007 Purple Violet</b>
<b>RAL 3003 Ruby Red</b>	<b>RAL 3018 Strawberry Red</b>	<b>RAL 4008 Signal Violet</b>
<b>RAL 3004 Purple Red</b>	<b>RAL 3020 Traffic Red</b>	<b>RAL 4009 Pastel Violet</b>



**RAL 3004 Purple Red**



**RAL 3020 Traffic Red**



**RAL 4009 Pastel Violet**



**RAL 3005 Wine Red**



**RAL 3022 Salmon Pink**



**RAL 4010 Telemagenta**



**RAL 3007 Black Red**



**RAL 3027 Raspberry Red**




**RAL 5000 Violet Blue**



**RAL 3009 Oxide Red**



**RAL 3031 Orient Red**



**RAL 5001 Green Blue**



**RAL 3011 Brown Red**




**RAL4001 Red Lilac**




**RAL 5002 Ultramarine Blue**




**RAL 3012 Beige Red**



**RAL4002 Red Violet**




**RAL 5003 Sapphire Blue**



**RAL 3013 Tomato Red**



**RAL4003 Heather Violet**



**RAL 5004 Black Blue**



Page 3

**RAL 5005 Signal Blue**



**RAL 5019 Capri Blue**



**RAL6006 Grey Olive**




**RAL 5007 Brilliant Blue**



**RAL 5020 Ocean Blue**



**RAL6007 Bottle Green**



**RAL 5008 Grey Blue**



**RAL 5021 Water Blue**



**RAL6008 Brown Green**




**RAL 5009 Azure Blue**




**RAL 5022 Night Blue**



**RAL6009 Fir Green**



**RAL 5010 Gentian Blue**




**RAL 5023 Distant Blue**



**RAL6010 Grass Green**






























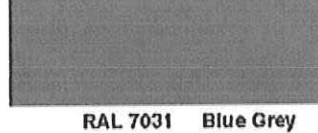











<b>RAL 5010</b> Gentian Blue	<b>RAL 5023</b> Distant Blue	<b>RAL6010</b> Grass Green
<b>RAL 5011</b> Steel Blue	<b>RAL 5024</b> Pastel Blue	<b>RAL6011</b> Reseda Green
<b>RAL 5012</b> Light Blue	<b>RAL6000</b> Patina Green	<b>RAL6012</b> Black Green
<b>RAL 5013</b> Cobalt Blue	<b>RAL6001</b> Emerald Green	<b>RAL6013</b> Reed Green
<b>RAL 5014</b> Pigeon Blue	<b>RAL6002</b> Leaf Green	<b>RAL6014</b> Yellow Olive
<b>RAL 5015</b> Sky Blue	<b>RAL6003</b> Olive Green	<b>RAL6015</b> Black Olive
<b>RAL 5017</b> Traffic Blue	<b>RAL6004</b> Blue Green	<b>RAL6016</b> Turquoise Green
<b>RAL 5018</b> Turquoise Blue	<b>RAL6005</b> Moss Green	<b>RAL6017</b> May Green

Page 4


<b>RAL 6018</b> Yellow Green	<b>RAL 6033</b> Mint Turquoise	<b>RAL 7011</b> Iron Grey
<b>RAL 6019</b> Pastel Green	<b>RAL 6034</b> Pastel Turquoise	<b>RAL 7012</b> Basalt Grey
<b>RAL 6020</b> Chrome Green	<b>RAL 7000</b> Squirrel Grey	<b>RAL 7013</b> Brown Grey








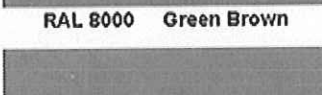
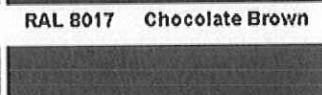

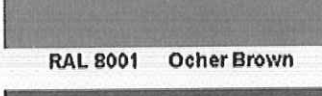









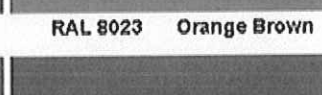
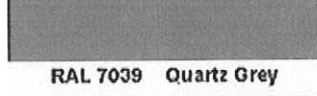
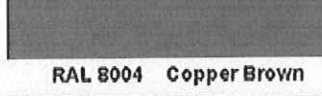










 <b>RAL 6021</b> Pale Green	 <b>RAL 7001</b> Silver Grey	 <b>RAL 7015</b> Slate Grey
 <b>RAL 6022</b> Olive Drab	 <b>RAL 7002</b> Olive Grey	 <b>RAL 7016</b> Anthracite Grey
 <b>RAL 6024</b> Traffic Green	 <b>RAL 7003</b> Moss Grey	 <b>RAL 7021</b> Black Grey
 <b>RAL 6025</b> Fern Green	 <b>RAL 7004</b> Signal Grey	 <b>RAL 7022</b> Umbra Grey
 <b>RAL 6026</b> Opal Green	 <b>RAL 7005</b> Mouse Grey	 <b>RAL 7023</b> Concrete Grey
 <b>RAL 6027</b> Light Green	 <b>RAL 7006</b> Beige Grey	 <b>RAL 7024</b> Graphite Grey
 <b>RAL 6028</b> Pine Green	 <b>RAL 7008</b> Khaki Grey	 <b>RAL 7026</b> Granite Grey
 <b>RAL 6029</b> Mint Green	 <b>RAL 7009</b> Green Grey	 <b>RAL 7030</b> Stone Grey
 <b>RAL 6032</b> Signal Green	 <b>RAL 7010</b> Tarpaulin Grey	 <b>RAL 7031</b> Blue Grey

 <b>RAL 7032</b> Pebble Grey	 <b>RAL 7045</b> Telegrey 1	 <b>RAL 8014</b> Sepia Brown
 <b>RAL 7033</b> Cement Grey	 <b>RAL 7046</b> Telegrey 2	 <b>RAL 8015</b> Chestnut Brown
		





		
<b>RAL 7034</b> Yellow Grey	<b>RAL 7047</b> Telegrey 4	<b>RAL 8016</b> Mahogany Brown
		
<b>RAL 7035</b> Light Grey	<b>RAL 8000</b> Green Brown	<b>RAL 8017</b> Chocolate Brown
		
<b>RAL 7036</b> Platinum Grey	<b>RAL 8001</b> Ocher Brown	<b>RAL 8019</b> Grey Brown
		
<b>RAL 7037</b> Dusty Grey	<b>RAL 8002</b> Signal Brown	<b>RAL 8022</b> Black Brown
		
<b>RAL 7038</b> Agate Grey	<b>RAL 8003</b> Clay Brown	<b>RAL 8023</b> Orange Brown
		
<b>RAL 7039</b> Quartz Grey	<b>RAL 8004</b> Copper Brown	<b>RAL 8024</b> Beige Brown
		
<b>RAL 7040</b> Window Grey	<b>RAL 8007</b> Fawn Brown	<b>RAL 8025</b> Pale Brown
		
<b>RAL 7042</b> Traffic Grey A	<b>RAL 8008</b> Olive Brown	<b>RAL 8028</b> Terra Brown
		
<b>RAL 7043</b> Traffic Grey B	<b>RAL 8011</b> Nut Brown	<b>RAL 9001</b> Cream
		
<b>RAL 7044</b> Silk Grey	<b>RAL 8012</b> Red Brown	<b>RAL 9002</b> Grey White



**RAL 9003 Signal White**



**RAL 9004 Signal Black**



**RAL 9005 Jet Black**



**RAL 9006 Aluminum**



**RAL 9007 Grey Aluminum**

**RAL 9010 Pure White**

**RAL 9011 Graphite Black**



**RAL 9016 Traffic White**



**RAL 9017 Traffic Black**



**RAL 9018 Papyrus White**



Not Available

*PPG warrants only that the quality of its products shall conform to PPG's applicable published specifications. All other expressed or implied warranties, including, without limitation, any warranty of fitness for a particular purpose or use and merchantability, are disclaimed by PPG.*

[Site Entry](#), [General Industrial Home](#), [Service Center](#), [Contact Us](#), [Site Map](#)

PPG Industries Legal Notice



PPG.com

[PPG Businesses](#)  
[Site Map/Tour](#)

[Search PPG](#)  
[Contact PPG](#)

[PPG Corporate](#)  
[PPG Home](#)

[Terms of Use](#)  
[Linking Rights](#)



**Market Centers**  
Copyright© 1998-2001  
PPG Industries, Inc.