



State of West Virginia
 Department of Administration
 Purchasing Division
 2019 Washington Street East
 Post Office Box 50130
 Charleston, WV 25305-0130

Request for Quotation

RFQ NUMBER
 GSD126418

PAGE
 1

ADDRESS CORRESPONDENCE TO ATTENTION OF:
 KRISTA FERRELL
 304-558-2596

RFQ COPY
 TYPE NAME/ADDRESS HERE

VENDOR

*Plateau Electric Inc
 P.O. Box 39
 Scarbro WV 25917*

SHIP TO

DEPARTMENT OF ADMINISTRATION
 GENERAL SERVICES DIVISION
 BUILDING 86
 1124 SMITH STREET
 CHARLESTON WV
 25301 304-558-0250

DATE PRINTED	TERMS OF SALE	SHIP VIA	F.O.B.	FREIGHT TERMS
01/25/2012				

BID OPENING DATE: 02/29/2012 BID OPENING TIME 01:30PM

LINE	QUANTITY	UOP	CAT NO.	ITEM NUMBER	UNIT PRICE	AMOUNT
0001	1	LS		340-16	\$85,000	\$85,000
INSTALL FIRE ALARM SYSTEM IN BUILDING 86 REQUEST FOR QUOTATION (RFQ) CONSTRUCTION THE WEST VIRGINIA STATE PURCHASING DIVISION FOR THE AGENCY, THE WEST VIRGINIA DIVISION OF GENERAL SERVICES, IS SOLICITING BIDS TO PROVIDE THE AGENCY WITH ALL LABOR MATERIALS, SUPPLIES, AND EQUIPMENT TO PROVIDE THE INSTALLATION OF A NEW FIRE ALARM SYSTEM IN BUILDING 86 (GREENBROOKE BUILDING) LOCATED AT 1124 SMITH STREET IN CHARLESTON WEST VIRGINIA PER THE ATTACHED SPECIFICATIONS. A MANDATORY PRE-BID WILL BE HELD ON 02/09/12 AT 10:00 AM AT THE AGENCY'S LOCATION AT 1124 SMITH STREET IN CHARLESTON, WEST VIRGINIA. ALL INTERESTED PARTIES ARE REQUIRED TO ATTEND THIS MEETING. FAILURE TO ATTEND THE MANDATORY PRE-BID SHALL RESULT IN DISQUALIFICATION OF THE BID. NO ONE PERSON MAY REPRESENT MORE THAN ONE BIDDER. AN ATTENDANCE SHEET WILL BE MADE AVAILABLE FOR ALL POTENTIAL BIDDERS TO COMPLETE. THIS WILL SERVE AS THE OFFICIAL DOCUMENT VERIFYING ATTENDANCE AT THE MANDATORY PRE-BID. FAILURE TO PROVIDE YOUR COMPANY AND REPRESENTATIVE NAME ON THE ATTENDANCE SHEET WILL RESULT IN DISQUALIFICATION OF THE BID. THE STATE WILL NOT ACCEPT ANY OTHER DOCUMENTATION TO VERIFY ATTENDANCE.						

RECEIVED
 2012 FEB 29 PM 1:13
 WV PURCHASING DIVISION

SEE REVERSE SIDE FOR TERMS AND CONDITIONS

SIGNATURE	TELEPHONE	DATE
	304 465-0947	2/29/2012
TITLE	FEIN	ADDRESS CHANGES TO BE NOTED ABOVE
President	04-369-325	

WHEN RESPONDING TO RFQ, INSERT NAME AND ADDRESS IN SPACE ABOVE LABELED 'VENDOR'

GENERAL TERMS & CONDITIONS REQUEST FOR QUOTATION (RFQ) AND REQUEST FOR PROPOSAL (RFP)

1. Awards will be made in the best interest of the State of West Virginia.
 2. The State may accept or reject in part, or in whole, any bid.
 3. Prior to any award, the apparent successful vendor must be properly registered with the Purchasing Division and have paid the required \$125 fee.
 4. All services performed or goods delivered under State Purchase Order/Contracts are to be continued for the term of the Purchase Order/Contracts, contingent upon funds being appropriated by the Legislature or otherwise being made available. In the event funds are not appropriated or otherwise available for these services or goods this Purchase Order/Contract becomes void and of no effect after June 30.
 5. Payment may only be made after the delivery and acceptance of goods or services.
 6. Interest may be paid for late payment in accordance with the *West Virginia Code*.
 7. Vendor preference will be granted upon written request in accordance with the *West Virginia Code*.
 8. The State of West Virginia is exempt from federal and state taxes and will not pay or reimburse such taxes.
 9. The Director of Purchasing may cancel any Purchase Order/Contract upon 30 days written notice to the seller.
 10. The laws of the State of West Virginia and the *Legislative Rules* of the Purchasing Division shall govern the purchasing process.
 11. Any reference to automatic renewal is hereby deleted. The Contract may be renewed only upon mutual written agreement of the parties.
 12. **BANKRUPTCY:** In the event the vendor/contractor files for bankruptcy protection, the State may deem this contract null and void, and terminate such contract without further order.
 13. **HIPAA BUSINESS ASSOCIATE ADDENDUM:** The West Virginia State Government HIPAA Business Associate Addendum (BAA), approved by the Attorney General, is available online at www.state.wv.us/admin/purchase/vrc/hipaa.html and is hereby made part of the agreement provided that the Agency meets the definition of a Cover Entity (45 CFR §160.103) and will be disclosing Protected Health Information (45 CFR §160.103) to the vendor.
 14. **CONFIDENTIALITY:** The vendor agrees that he or she will not disclose to anyone, directly or indirectly, any such personally identifiable information or other confidential information gained from the agency, unless the individual who is the subject of the information consents to the disclosure in writing or the disclosure is made pursuant to the agency's policies, procedures, and rules. Vendor further agrees to comply with the Confidentiality Policies and Information Security Accountability Requirements, set forth in <http://www.state.wv.us/admin/purchase/privacy/noticeConfidentiality.pdf>.
 15. **LICENSING:** Vendors must be licensed and in good standing in accordance with any and all state and local laws and requirements by any state or local agency of West Virginia, including, but not limited to, the West Virginia Secretary of State's Office, the West Virginia Tax Department, and the West Virginia Insurance Commission. The vendor must provide all necessary releases to obtain information to enable the director or spending unit to verify that the vendor is licensed and in good standing with the above entities.
 16. **ANTITRUST:** In submitting a bid to any agency for the State of West Virginia, the bidder offers and agrees that if the bid is accepted the bidder will convey, sell, assign or transfer to the State of West Virginia all rights, title and interest in and to all causes of action it may now or hereafter acquire under the antitrust laws of the United States and the State of West Virginia for price fixing and/or unreasonable restraints of trade relating to the particular commodities or services purchased or acquired by the State of West Virginia. Such assignment shall be made and become effective at the time the purchasing agency tenders the initial payment to the bidder.
- I certify that this bid is made without prior understanding, agreement, or connection with any corporation, firm, limited liability company, partnership, or person or entity submitting a bid for the same material, supplies, equipment or services and is in all respects fair and without collusion or fraud. I further certify that I am authorized to sign the certification on behalf of the bidder or this bid.

INSTRUCTIONS TO BIDDERS

1. Use the quotation forms provided by the Purchasing Division. Complete all sections of the quotation form.
2. Items offered must be in compliance with the specifications. Any deviation from the specifications must be clearly indicated by the bidder. Alternates offered by the bidder as **EQUAL** to the specifications must be clearly defined. A bidder offering an alternate should attach complete specifications and literature to the bid. The Purchasing Division may waive minor deviations to specifications.
3. Unit prices shall prevail in case of discrepancy. All quotations are considered F.O.B. destination unless alternate shipping terms are clearly identified in the quotation.
4. All quotations must be delivered by the bidder to the office listed below prior to the date and time of the bid opening. Failure of the bidder to deliver the quotations on time will result in bid disqualifications: Department of Administration, Purchasing Division, 2019 Washington Street East, P.O. Box 50130, Charleston, WV 25305-0130
5. Communication during the solicitation, bid, evaluation or award periods, except through the Purchasing Division, is strictly prohibited (W.Va. C.S.R. §148-1-6.6).



State of West Virginia
 Department of Administration
 Purchasing Division
 2019 Washington Street East
 Post Office Box 50130
 Charleston, WV 25305-0130

Request for Quotation

RFQ NUMBER
GSD126418

PAGE
2

ADDRESS CORRESPONDENCE TO ATTENTION OF:
KRISTA FERRELL 304-558-2596

RFQ COPY
 TYPE NAME/ADDRESS HERE

VENDOR

SHIP TO

DEPARTMENT OF ADMINISTRATION
 GENERAL SERVICES DIVISION
 BUILDING 86
 1124 SMITH STREET
 CHARLESTON WV
 25301 304-558-0250

DATE PRINTED	TERMS OF SALE	SHIP VIA	F.O.B.	FREIGHT TERMS
01/25/2012				

BID OPENING DATE: 02/29/2012 BID OPENING TIME 01:30PM

LINE	QUANTITY	UOP	CAT. NO.	ITEM NUMBER	UNIT PRICE	AMOUNT
<p>THE BIDDER IS RESPONSIBLE FOR ENSURING THEY HAVE COMPLETED THE INFORMATION REQUIRED ON THE ATTENDANCE SHEET. THE PURCHASING DIVISION AND THE STATE AGENCY WILL NOT ASSUME ANY RESPONSIBILITY FOR A BIDDER-S FAILURE TO COMPLETE THE PRE-BID ATTENDANCE SHEET. IN ADDITION, WE REQUEST THAT ALL POTENTIAL BIDDERS INCLUD THEIR E-MAIL ADDRESS AND FAX NUMBER.</p> <p>ALL POTENTIAL BIDDERS ARE REQUESTED TO ARRIVE PRIOR TO THE STARTING TIME FOR THE PRE-BID. BIDDERS WHO ARRIVE LATE, BUT PRIOR TO THE DISMISSAL OF THE TECHNICAL PORTION OF THE PRE-BID WILL BE PERMITTED TO SIGN IN. BIDDERS WHO ARRIVE AFTER CONCLUSION OF THE TECHNICAL PORTION OF THE PRE-BID, BUT DURING ANY SUBSEQUENT PART OF THE PRE-BID WILL NOT BE PERMITTED TO SIGN THE ATTENDANCE SHEET.</p> <p>TECHNICAL QUESTIONS CONCERNING THIS SOLICITATION MUST BE SUBMITTED IN WRITING TO KRISTA FERRELL IN THE WEST VIRGINIA STATE PURCHASING DIVISION VIA FAX AT 304-558-4115 OR VIA EMAIL AT KRISTA.S.FERRELL@WV.GOV.</p> <p>DEADLINE FOR ALL TECHNICAL QUESTIONS IS 02/16/2012 AT THE CLOSE OF BUSINESS.</p> <p>ANY TECHNICAL QUESTIONS RECEIVED WILL BE ANSWERED BY FORMAL WRITTEN ADDENDUM TO BE ISSUED BY THE PURCHASING DIVISION AFTER THE DEADLINE HAS LAPSED.</p> <p>VERBAL COMMUNICATION: ANY VERBAL COMMUNICATION BETWEE THE VENDOR AND ANY STATE PERSONNEL IS NOT BINDING, INCLUDING THAT MADE AT THE MANDATORY PRE-BID MEETING. ONLY INFORMATION ISSUED IN WRITING AND ADDED TO THE RFQ SPECIFICATIONS BY AN OFFICIAL WRITTEN ADDENDUM BY PURCHASING IS BINDING.</p>						

SEE REVERSE SIDE FOR TERMS AND CONDITIONS

SIGNATURE	TELEPHONE	DATE
TITLE	FEIN	ADDRESS CHANGES TO BE NOTED ABOVE

WHEN RESPONDING TO RFQ, INSERT NAME AND ADDRESS IN SPACE ABOVE LABELED 'VENDOR'



State of West Virginia
 Department of Administration
 Purchasing Division
 2019 Washington Street East
 Post Office Box 50130
 Charleston, WV 25305-0130

Request for Quotation

RFQ NUMBER
GSD126418

PAGE
3

ADDRESS CORRESPONDENCE TO ATTENTION OF:
KRISTA FERRELL 304-558-2596

RFQ COPY
 TYPE NAME/ADDRESS HERE

VENDOR

SHIP TO

DEPARTMENT OF ADMINISTRATION
 GENERAL SERVICES DIVISION
 BUILDING 86
 1124 SMITH STREET
 CHARLESTON WV
 25301 304-558-0250

DATE PRINTED	TERMS OF SALE	SHIP VIA	F.O.B.	FREIGHT TERMS
01/25/2012				
BID OPENING DATE: 02/29/2012		BID OPENING TIME 01:30PM		

LINE	QUANTITY	UOP	CAT. NO.	ITEM NUMBER	UNIT PRICE	AMOUNT
<p>NO CONTACT BETWEEN THE VENDOR AND THE AGENCY IS PERMITTED WITHOUT THE EXPRESS WRITTEN CONSENT OF THE STATE BUYER. VIOLATION MAY RESULT IN REJECTION OF THE BID. THE STATE BUYER LISTED ABOVE IS THE SOLE CONTACT FOR ANY AND ALL INQUIRIES AFTER THIS RFQ HAS BEEN RELEASED.</p> <p>ANY INDIVIDUAL SIGNING THIS BID IS CERTIFYING THAT: (1) HE OR SHE IS AUTHORIZED BY THE BIDDER TO EXECUTE THE BID OR ANY DOCUMENTS RELATED THERETO ON BEHALF OF THE BIDDER, (2) THAT HE OR SHE IS AUTHORIZED TO BIND THE BIDDER IN A CONTRACTUAL RELATIONSHIP, AND (3) THAT THE BIDDER HAS PROPERLY REGISTERED WITH ANY STATE AGENCIES THAT MAY REQUIRE REGISTRATION.</p> <p>EXHIBIT 5</p> <p>WEST VIRGINIA CODE 21-1D-5 PROVIDES THAT: ANY SOLICITATION FOR A PUBLIC IMPROVEMENT CONSTRUCTION CONTRACT REQUIRES EACH VENDOR THAT SUBMITS A BID FOR THE WORK TO SUBMIT AT THE SAME TIME AN AFFIDAVIT OF COMPLIANCE WITH THE BID. THE ENCLOSED DRUG-FREE WORKPLACE AFFIDAVIT MUST BE SIGNED AND SUBMITTED WITH THE BID AS EVIDENCE OF THE VENDOR'S COMPLIANCE WITH THE PROVISIONS OF ARTICLE 1D, CHAPTER 21 OF THE WEST VIRGINIA CODE. FAILURE TO SUBMIT THE SIGNED DRUG-FREE WORKPLACE AFFIDAVIT WITH THE BID SHALL RESULT IN DISQUALIFICATION OF SUCH BID.</p> <p>NOTICE TO PROCEED: THIS CONTRACT IS TO BE PERFORMED WITHIN (60) CALENDAR DAYS AFTER THE NOTICE TO PROCEED IS RECEIVED. THE AGENCY WILL ISSUE A WRITTEN NOTICE TO PROCEED TO THE SUCCESSFUL VENDORS.</p> <p>CANCELLATION: THE DIRECTOR OF PURCHASING RESERVES THE RIGHT TO CANCEL THIS CONTRACT IMMEDIATELY UPON WRITTEN</p>						

SEE REVERSE SIDE FOR TERMS AND CONDITIONS

SIGNATURE	TELEPHONE	DATE
TITLE	FEIN	ADDRESS CHANGES TO BE NOTED ABOVE

WHEN RESPONDING TO RFQ, INSERT NAME AND ADDRESS IN SPACE ABOVE LABELED 'VENDOR'



State of West Virginia
 Department of Administration
 Purchasing Division
 2019 Washington Street East
 Post Office Box 50130
 Charleston, WV 25305-0130

Request for Quotation

RFQ NUMBER
GSD126418

PAGE
4

ADDRESS CORRESPONDENCE TO ATTENTION OF:
KRISTA FERRELL 304-558-2596

RFQ COPY
 TYPE NAME/ADDRESS HERE

VENDOR

SHIP TO

DEPARTMENT OF ADMINISTRATION
 GENERAL SERVICES DIVISION
 BUILDING 86
 1124 SMITH STREET
 CHARLESTON WV
 25301 304-558-0250

DATE PRINTED	TERMS OF SALE	SHIP VIA	F.O.B.	FREIGHT TERMS
01/25/2012				
BID OPENING DATE: 02/29/2012		BID OPENING TIME 01:30PM		

LINE	QUANTITY	UOP	CAT. NO.	ITEM NUMBER	UNIT PRICE	AMOUNT
<p>NOTICE TO THE VENDOR IF THE MATERIALS OR WORKMANSHIP SUPPLIED ARE OF AN INFERIOR QUALITY OR DO NOT CONFORM WITH THE SPECIFICATIONS OF THE BID AND CONTRACT HERE IN.</p> <p>WAGE RATES: THE CONTRACTOR OR SUBCONTRACTOR SHALL PAY THE HIGHER OF THE U.S. DEPARTMENT OF LABOR MINIMUM WAGE RATES AS ESTABLISHED FOR KANAWHA COUNTY, PURSUANT TO WEST VIRGINIA CODE 21-5A, ET, SEQ. (PREVAILING WAGE RATES APPLY TO THIS PROJECT)</p> <p>ARBITRATION: ANY REFERENCES MADE TO ARBITRATION OR INTEREST FOR PAYMENTS DUE (EXCEPT FOR ANY INTEREST REQUIRED BY STATE LAW) CONTAINED IN THIS CONTRACT OR IN ANY AMERICAN INSTITUTE OF ARCHITECTS DOCUMENTS PERTAINING TO THIS CONTRACT ARE HEREBY DELETED.</p> <p>WORKERS' COMPENSATION: VENDOR IS REQUIRED TO PROVIDE A CERTIFICATE FROM WORKERS' COMPENSATION IF SUCCESSFUL.</p> <p>ALL OF THE ITEMS CHECKED BELOW WILL BE A REQUIREMENT OF THIS CONTRACT:</p> <p>(XX) INSURANCE: SUCCESSFUL VENDOR SHALL FURNISH PROOF OF COMMERCIAL GENERAL LIABILITY INSURANCE PRIOR TO ISSUANCE OF CONTRACT. UNLESS OTHERWISE SPECIFIED IN THE BID DOCUMENTS, THE MINIMUM AMOUNT OF INSURANCE COVERAGE REQUIRED IS \$1,000,000.00.</p> <p>() BUILDERS RISK INSURANCE: SUCCESSFUL VENDOR SHALL FURNISH PROOF OF BUILDERS RISK - ALL RISK INSURANCE IN AN AMOUNT EQUAL TO 100% OF THE AMOUNT OF THE CONTRACT.</p> <p>(XX) BONDS: FIVE PERCENT (5%) OF THE TOTAL AMOUNT OF THE BID PAYABLE TO THE STATE OF WEST VIRGINIA, SHALL BE SUBMITTED WITH EACH BID AS A BID BOND. THE SUCCESSFUL</p>						

SEE REVERSE SIDE FOR TERMS AND CONDITIONS

SIGNATURE	TELEPHONE	DATE
TITLE	FEIN	ADDRESS CHANGES TO BE NOTED ABOVE

WHEN RESPONDING TO RFQ, INSERT NAME AND ADDRESS IN SPACE ABOVE LABELED 'VENDOR'



State of West Virginia
 Department of Administration
 Purchasing Division
 2019 Washington Street East
 Post Office Box 50130
 Charleston, WV 25305-0130

Request for Quotation

RFQ NUMBER
GSD126418

PAGE
5

ADDRESS CORRESPONDENCE TO ATTENTION OF:
KRISTA FERRELL 304-558-2596

RFQ COPY
 TYPE NAME/ADDRESS HERE

VENDOR

SHIP TO

DEPARTMENT OF ADMINISTRATION
 GENERAL SERVICES DIVISION
 BUILDING 86
 1124 SMITH STREET
 CHARLESTON WV
 25301 304-558-0250

DATE PRINTED	TERMS OF SALE	SHIP VIA	F.O.B.	FREIGHT TERMS
01/25/2012				
BID OPENING DATE: 02/29/2012		BID OPENING TIME 01:30PM		

LINE	QUANTITY	UOP	CAT. NO.	ITEM NUMBER	UNIT PRICE	AMOUNT
<p>BIDDER SHALL ALSO FURNISH A PERFORMANCE BOND AND LABOR/MATERIAL BOND FOR 100% OF THE AMOUNT OF THE CONTRACT. BONDS MAY BE PROVIDED IN THE FORM OF A CERTIFIED CHECK, IRREVOCABLE LETTER OF CREDIT, OR BOND FURNISHED BY A SOLVENT SURETY COMPANY AUTHORIZED TO DO BUSINESS IN THE STATE OF WEST VIRGINIA. A LETTER OF CREDIT SUBMITTED IN LIEU OF A BOND WILL ONLY BE ALLOWED FOR PROJECTS UNDER \$100,000. PERSONAL OR BUSINESS CHECKS ARE NOT ACCEPCTABLE IN LIEU OF THE 5% BID BOND, PERFORMANCE BOND, OR LABOR AND MATERIAL BOND.</p> <p>() MAINTENANCE BOND: A TWO (2) YEAR MAINTENANCE BON COVERING THE ROOFING SYSTEM WILL BE A REQUIREMENT OF THE SUCCESSFUL VENDOR.</p> <p>REV. 11/00</p> <p>EXHIBIT 7</p> <p>DOMESTIC ALUMINUM, GLASS & STEEL IN PUBLIC WORKS PROJECTS</p> <p>IN ACCORDANCE WITH WEST VIRGINIA CODE 5-19-1 ET., SEQ., EVERY CONTRACT FOR CONSTRUCTION, RECONSTRUCTION, ALTERATION, REPAIR, IMPROVEMENT OR MAINTENANCE OF PUBLIC WORKS, WHERE THE COST IS MORE THAN \$50,000 AND, IN THE CASE OF STEEL ONLY, WHERE THE COST OF STEEL IS MORE THAN \$50,000 OR WHERE MORE THAN 10,000 POUNDS OF STEEL ARE REQUIRED, THE STATE WILL ACCEP ONLY ALUMINU GLASS, OR STEEL PRODUCTS PRODUCED IN THE UNITED STATES. IN ADDITION, ITEMS OF MACHINERY OR EQUIPMENT PURCHASED FOR USE AT THE SITE OF PUBLIC WORKS SHALL BE MADE OF DOMESTIC ALUMINUM, GLASS OR STEEL, UNLESS THE COST OF THE PRODUCT IS LESS THAN \$50,000 OR LESS THAN 10,000 POUNDS OF STEEL ARE USED IN PUBLIC WORKS PROJECTS.</p>						

SEE REVERSE SIDE FOR TERMS AND CONDITIONS

SIGNATURE	TELEPHONE	DATE
TITLE	FEIN	ADDRESS CHANGES TO BE NOTED ABOVE

WHEN RESPONDING TO RFQ, INSERT NAME AND ADDRESS IN SPACE ABOVE LABELED 'VENDOR'



State of West Virginia
 Department of Administration
 Purchasing Division
 2019 Washington Street East
 Post Office Box 50130
 Charleston, WV 25305-0130

Request for Quotation

RFQ NUMBER
GSD126418

PAGE
6

ADDRESS CORRESPONDENCE TO ATTENTION OF:
KRISTA FERRELL 304-558-2596

RFQ COPY
 TYPE NAME/ADDRESS HERE

VENDOR

SHIP TO

DEPARTMENT OF ADMINISTRATION
 GENERAL SERVICES DIVISION
 BUILDING 86
 1124 SMITH STREET
 CHARLESTON WV
 25301 304-558-0250

DATE PRINTED	TERMS OF SALE	SHIP VIA	F.O.B.	FREIGHT TERMS
01/25/2012				
BID OPENING DATE: 02/29/2012		BID OPENING TIME 01:30PM		

LINE	QUANTITY	UOP	CAT. NO.	ITEM NUMBER	UNIT PRICE	AMOUNT
<p>FOREIGN MADE ALUMINUM, GLASS OR STEEL PRODUCTS MAY BE ACCEPTED ONLY IF THE COST OF DOMESTIC PRODUCTS IS FOUND TO BE UNREASONABLE. SUCH COST IS UNREASONABLE IF IT IS 20% OR MORE HIGHER THAN THE BID PRICE FOR FOREIGN MADE PRODUCTS. IF THE DOMESTIC ALUMINUM, GLASS OR STEEL PRODUCTS TO BE SUPPLIED OR PRODUCED IN A "SUBSTANTIAL LABOR SURPLUS AREA", AS DEFINED BY THE UNITED STATES DEPARTMENT OF LABOR, FOREIGN PRODUCTS MAY BE SUPPLIED ONLY IF DOMESTIC PRODUCTS ARE 30% OR MORE HIGHER IN PRICE THAN THE FOREIGN MADE PRODUCTS.</p> <p>IF, PRIOR TO THE AWARD OF A CONTRACT UNDER THE ABOVE PROVISIONS, THE SPENDING OFFICER OF THE SPENDING UNIT DETERMINES THAT THERE EXISTS A BID FOR LIKE FOREIGN ALUMINUM, GLASS OR STEEL THAT IS REASONABLE AND LOWER THAN THE LOWEST BID DOMESTIC PRODUCTS, THE SPENDING OFFICE MAY REQUEST, IN WRITING, A REEVALUATION AND REDUCTION IN THE LOWEST BID FOR SUCH DOMESTIC PRODUCTS. ALL VENDORS MUST INDICATE IN THEIR BID IF THEY ARE SUPPLYING FOREIGN ALUMINUM, GLASS OR STEEL.</p> <p>REV. 3/88</p> <p>EXHIBIT 9</p> <p>NOTICE FOR ISSUANCE & ACKNOWLEDGEMENT OF CONSTRUCTION PROJECT ADDENDA</p> <p>THE ARCHITECT/ENGINEER AND/OR AGENCY SHALL BE REQUIRED TO ABIDE BY THE FOLLOWING SCHEDULE IN ISSUING CONSTRUCTION PROJECT ADDENDA FOR STATE AGENCIES:</p> <p>(1) THE ARCHITECT/ENGINEER SHALL PREPARE THE ADDENDUM AND A LIST OF ALL PARTIES THAT HAVE PROCURED DRAWINGS</p>						

SEE REVERSE SIDE FOR TERMS AND CONDITIONS

SIGNATURE	TELEPHONE	DATE
TITLE	FEIN	ADDRESS CHANGES TO BE NOTED ABOVE

WHEN RESPONDING TO RFQ, INSERT NAME AND ADDRESS IN SPACE ABOVE LABELED 'VENDOR'



State of West Virginia
 Department of Administration
 Purchasing Division
 2019 Washington Street East
 Post Office Box 50130
 Charleston, WV 25305-0130

Request for Quotation

RFQ NUMBER
GSD126418

PAGE
7

ADDRESS CORRESPONDENCE TO ATTENTION OF:
KRISTA FERRELL 304-558-2596

RFQ COPY
 TYPE NAME/ADDRESS HERE

VENDOR

SHIP TO

DEPARTMENT OF ADMINISTRATION
 GENERAL SERVICES DIVISION
 BUILDING 86
 1124 SMITH STREET
 CHARLESTON WV
 25301 304-558-0250

DATE PRINTED	TERMS OF SALE	SHIP VIA	F.O.B.	FREIGHT TERMS
01/25/2012				

BID OPENING DATE: 02/29/2012 BID OPENING TIME 01:30PM

LINE	QUANTITY	UOP	CAT. NO.	ITEM NUMBER	UNIT PRICE	AMOUNT
<p>AND SPECIFICATIONS FOR THE PROJECT. THE ADDENDUM AND LIST SHALL BE FORWARDED TO THE BUYER IN THE STATE PURCHASING DIVISION. THE ARCHITECT/ENGINEER SHALL ALSO SEND A COPY OF THE ADDENDUM TO THE STATE AGENCY FOR WHICH THE CONTRACT IS ISSUED.</p> <p>(2) THE BUYER SHALL SEND THE ADDENDUM TO ALL INTERESTED PARTIES AND, IF NECESSARY, EXTEND THE BID OPENING DATE. ANY ADDENDUM SHOULD BE RECEIVED BY THE BUYER WITHIN FOURTEEN (14) DAYS PRIOR TO THE BID OPENING DATE.</p> <p>(3) ALL ADDENDA SHOULD BE FORMALLY ACKNOWLEDGED BY ALL BIDDERS AND SUBMITTED TO THE STATE PURCHASING DIVISION. THE SAME RULES AND REGULATIONS THAT APPLY TO THE ORIGINAL BIDDING DOCUMENT SHALL ALSO APPLY TO AN ADDENDUM DOCUMENT. THE ONLY EXCEPTION MAY BE FOR AN ADDENDUM THAT IS ISSUED FOR THE SOLE PURPOSE OF CHANGING A BID OPENING TIME AND/OR DATE.</p> <p>REV. 11/96</p> <p>EXHIBIT 10</p> <p>ADDENDUM ACKNOWLEDGEMENT</p> <p>I HEREBY ACKNOWLEDGE RECEIPT OF THE FOLLOWING CHECKED ADDENDUM(S) AND HAVE MADE THE NECESSARY REVISIONS TO MY PROPOSAL, PLANS AND/OR SPECIFICATION, ETC.</p> <p>ADDENDUM NOS.:</p> <p>NO. 1</p>						

SEE REVERSE SIDE FOR TERMS AND CONDITIONS

SIGNATURE	TELEPHONE	DATE
-----------	-----------	------

TITLE	FEIN	ADDRESS CHANGES TO BE NOTED ABOVE
-------	------	-----------------------------------

WHEN RESPONDING TO RFQ, INSERT NAME AND ADDRESS IN SPACE ABOVE LABELED 'VENDOR'



State of West Virginia
 Department of Administration
 Purchasing Division
 2019 Washington Street East
 Post Office Box 50130
 Charleston, WV 25305-0130

Request for Quotation

RFQ NUMBER
 GSD126418

PAGE
 8

ADDRESS CORRESPONDENCE TO ATTENTION OF:
 KRISTA FERRELL
 304-558-2596

RFQ COPY
 TYPE NAME/ADDRESS HERE

VENDOR

*Plateau Electric Inc
 P.O. Box 39
 Scarbro WV 25917*

SHIP TO

DEPARTMENT OF ADMINISTRATION
 GENERAL SERVICES DIVISION
 BUILDING 86
 1124 SMITH STREET
 CHARLESTON WV
 25301 304-558-0250

DATE PRINTED	TERMS OF SALE	SHIP VIA	F.O.B.	FREIGHT TERMS
01/25/2012				

BID OPENING DATE: 02/29/2012 BID OPENING TIME 01:30PM

LINE	QUANTITY	UOP	CAT NO.	ITEM NUMBER	UNIT PRICE	AMOUNT
NO. 2						
NO. 3						
NO. 4						
NO. 5						
<p>I UNDERSTAND THAT FAILURE TO CONFIRM THE RECEIPT OF THE ADDENDUM(S) MAY BE CAUSE FOR REJECTION OF THE BIDS.</p> <p>VENDOR MUST CLEARLY UNDERSTAND THAT ANY VERBAL REPRESENTATION MADE OR ASSUMED TO BE MADE DURING ANY ORAL DISCUSSION HELD BETWEEN VENDOR'S REPRESENTATIVES AND ANY STATE PERSONNEL IS NOT BINDING. ONLY THE INFORMATION ISSUED IN WRITING AND ADDED TO THE SPECIFICATIONS BY AN OFFICIAL ADDENDUM IS BINDING.</p> <p>.....SIGNATURE</p> <p><i>Plateau Electric</i>.....COMPANY</p> <p><i>2/29/2012</i>.....DATE</p> <p>REV. 11/96</p> <p>CONTRACTORS LICENSE</p> <p>WEST VIRGINIA STATE CODE 21-11-2 REQUIRES THAT ALL PERSONS DESIRING TO PERFORM CONTRACTING WORK IN THIS STATE MUST BE LICENSED. THE WEST VIRGINIA CONTRACTORS LICENSING BOARD IS EMPOWERED TO ISSUE THE CONTRACTORS LICENSE. APPLICATIONS FOR A CONTRACTORS LICENSE MAY BE MADE BY CONTACTING THE WEST VIRGINIA DIVISION OF LABOR</p>						

SEE REVERSE SIDE FOR TERMS AND CONDITIONS

SIGNATURE <i>[Signature]</i>	TELEPHONE 304 465-0947	DATE 304 465-0948
TITLE <i>President</i>	FEIN 04-3619-325	ADDRESS CHANGES TO BE NOTED ABOVE

WHEN RESPONDING TO RFQ, INSERT NAME AND ADDRESS IN SPACE ABOVE LABELED 'VENDOR'



State of West Virginia
 Department of Administration
 Purchasing Division
 2019 Washington Street East
 Post Office Box 50130
 Charleston, WV 25305-0130

Request for Quotation

RFQ NUMBER
GSD126418

PAGE
9

ADDRESS CORRESPONDENCE TO ATTENTION OF:
KRISTA FERRELL 304-558-2596

RFQ COPY

TYPE NAME/ADDRESS HERE

VENDOR

Plateau Electric Inc
P.O. Box 39
Scarbro WV 25917

SHIP TO

DEPARTMENT OF ADMINISTRATION
 GENERAL SERVICES DIVISION
 BUILDING 86
 1124 SMITH STREET
 CHARLESTON WV
 25301 304-558-0250

DATE PRINTED	TERMS OF SALE	SHIP VIA	F.O.B.	FREIGHT TERMS
01/25/2012				
BID OPENING DATE: 02/29/2012		BID OPENING TIME 01:30PM		

LINE	QUANTITY	UOP	CAT NO.	ITEM NUMBER	UNIT PRICE	AMOUNT
CAPITOL COMPLEX, BUILDING 3, ROOM 319, CHARLESTON, WV 25305. TELEPHONE: (304) 558-7890. WEST VIRGINIA STATE CODE 21-11-11 REQUIRES ANY PROSPECTIVE BIDDER TO INCLUDE THE CONTRACTORS LICENSE NUMBER ON THEIR BID. BIDDER TO COMPLETE: CONTRACTORS NAME: ... <i>Plateau Electric Inc</i> CONTRACTORS LICENSE NO.: <i>WV 033642</i> THE SUCCESSFUL BIDDER WILL BE REQUIRED TO FURNISH A COPY OF THEIR CONTRACTORS LICENSE PRIOR TO ISSUANCE OF A PURCHASE ORDER/CONTRACT APPLICABLE LAW THE WEST VIRGINIA STATE CODE, PURCHASING DIVISION RULES AND REGULATIONS, AND THE INFORMATION PROVIDED IN THE "REQUEST FOR QUOTATION" ISSUED BY THE PURCHASING DIVISION IS THE SOLE AUTHORITY GOVERNING THIS PROCUREMENT. ANY INFORMATION PROVIDED IN SPECIFICATION MANUALS, OR ANY OTHER SOURCE, VERBAL OR WRITTEN, WHICH CONTRADICTS OR ALTERS THE INFORMATION PROVIDED FROM THE SOURCES AS DESCRIBED IN THE ABOVE PARAGRAPH IS VOID AND OF NO EFFECT. BANKRUPTCY: IN THE EVENT THE VENDOR/CONTRACTOR FILES FOR BANKRUPTCY PROTECTION, THE STATE MAY DEEM THE CONTRACT NULL AND VOID, AND TERMINATE SUCH CONTRACT WITHOUT FURTHER ORDER.						

SEE REVERSE SIDE FOR TERMS AND CONDITIONS

SIGNATURE	TELEPHONE	DATE
-----------	-----------	------

TITLE	FEIN	ADDRESS CHANGES TO BE NOTED ABOVE
-------	------	-----------------------------------

WHEN RESPONDING TO RFQ, INSERT NAME AND ADDRESS IN SPACE ABOVE LABELED 'VENDOR'



State of West Virginia
 Department of Administration
 Purchasing Division
 2019 Washington Street East
 Post Office Box 50130
 Charleston, WV 25305-0130

Request for Quotation

RFQ NUMBER
GSD126418

PAGE
10

ADDRESS CORRESPONDENCE TO ATTENTION OF:
KRISTA FERRELL 304-558-2596

RFQ COPY
 TYPE NAME/ADDRESS HERE
~~Blair County~~
P.O. Box 39
Scarbro WV 25917

VENDOR

SHIP TO

DEPARTMENT OF ADMINISTRATION
 GENERAL SERVICES DIVISION
 BUILDING 86
 1124 SMITH STREET
 CHARLESTON WV
 25301 304-558-0250

DATE PRINTED	TERMS OF SALE	SHIP VIA	F.O.B.	FREIGHT TERMS
01/25/2012				
BID OPENING DATE: 02/29/2012		BID OPENING TIME 01:30PM		

LINE	QUANTITY	UOP	CAT NO.	ITEM NUMBER	UNIT PRICE	AMOUNT
REV. 5/2009						
NOTICE A SIGNED BID MUST BE SUBMITTED TO: DEPARTMENT OF ADMINISTRATION PURCHASING DIVISION BUILDING 15 2019 WASHINGTON STREET, EAST CHARLESTON, WV 25305-0130 THE BID SHOULD CONTAIN THIS INFORMATION ON THE FACE OF THE ENVELOPE OR THE BID MAY NOT BE CONSIDERED: SEALED BID BUYER: KRISTA FERRELL-FILE 21 REQ. NO.: GSD126418 BID OPENING DATE: 02/29/2012 BID OPENING TIME: 1:30 PM PLEASE PROVIDE A FAX NUMBER IN CASE IT IS NECESSARY TO CONTACT YOU REGARDING YOUR BID: <i>Rodney L. Toney 304-465-0948</i> PLEASE PRINT OR TYPE NAME OF PERSON TO CONTACT CONCERNING THIS QUOTE: <i>Rodney L. Toney 304-465-0947</i>						

SEE REVERSE SIDE FOR TERMS AND CONDITIONS

SIGNATURE	TELEPHONE	DATE
TITLE	FEIN	ADDRESS CHANGES TO BE NOTED ABOVE

WHEN RESPONDING TO RFQ, INSERT NAME AND ADDRESS IN SPACE ABOVE LABELED 'VENDOR'

State of West Virginia
General Services Division

Building 86 Fire Alarm System Upgrade
Project No. GSD 126418

REQUEST FOR QUOTATION #GSD126418
Building 86 Fire Alarm System Upgrade

Location: Building 86, Summer's Building
1124 Smith Street
Charleston, West Virginia 25301

For: State of West Virginia
General Services Division
1900 Kanawha Boulevard, East
Charleston, West Virginia 25305

All inquiries for specification clarification shall be addressed to:

Krista Ferrell, Buyer Supervisor
Purchasing Division
P. O. Box 50130
Charleston, West Virginia 25305-0130
Telephone: (304) 558-2596
Fax: (304) 558-4115
Krista.S.Ferrell@wv.gov

The Acquisition and Contract Administration Section of the Purchasing Division "State" for the West Virginia General Services Division is soliciting quotations for all labor, materials and associated costs to provide fire alarm system upgrades in Building 86, Summers Building, located at 1124 Smith Street in Charleston, West Virginia. This document is intended to supplement information provided in the standard "Request for Quotation" and "General Terms and Conditions" issued by the Purchasing Division for this project. Contractors should carefully review all documents.

Mandatory Pre-Bid Meeting:

A mandatory pre-bid conference will be held on Thursday, February 9, 2012, at 10:00 am. Contractors attending the meeting shall assemble in the lobby of Building 86. No parking is provided for attendees by the Agency. See Purchasing Division Request for Quotation for additional information.

Scope of Work:

The work consists of installing a new fire alarm system in Building 86. The Contractor shall:

1. Replace existing panel with approved control panel (submittal required).
2. Replace all existing devices with new devices (submittals required).

State of West Virginia
General Services Division

Building 86 Fire Alarm System Upgrade
Project No. GSD 126418

3. Installation of all NEW cable per NFPA and NEC installation guidelines.
4. Coordination of installation approvals with the State Fire Marshall's Office.
5. Coordination of final testing and acceptance by State Fire Marshal's Office (letter of acceptance required to be furnished to owner's representative).
6. Coordination and completion of line monitoring link with established contractor for monitoring services (SECURE US).
7. Completion of alarm integration into Building Management System (TRACER SUMMIT) to include e-mail notifications of all alarms and classifications of alarms into Agency's Supervisor system of notifications.

The overall costs for all labor, materials and associated costs to perform the fire alarm system upgrade shall be the Base Bid.

The Contractor will be expected to begin work immediately upon receipt of the Notice to Proceed. Agency expects to issue Notice to Proceed to Contractor within one (1) business day of receipt of the approved purchase order by the Agency. It is strongly preferred that bidders include a valid email address to which all post-award documentation can be sent to insure expedited management (in the spot indicated on the Bid Form).

Contractor shall complete all work listed in these specifications within sixty (60) calendar days from issuance of Notice to Proceed by the Agency.

The Contractor shall furnish all materials, labor, and equipment necessary to complete all work as indicated by these specifications. The Contractor shall furnish any incidental work, materials, labor and equipment that are necessary to complete the work, even if such incidental work is not explicitly included in the contract documents. The Contractor shall provide all materials to install a fire alarm system which is accepted by the State Fire Marshal and Agency representative.

Any equipment contracted for prior to issuance of the signed purchase order and written Notice to Proceed letter shall be at the Bidder's risk.

Documents:

This Request for Quotations also incorporates the attached documents:

1. The WV Purchasing Division "Request for Quotation" and "General Terms and Conditions".
2. Attachment A: Section 16721 Fire Alarm System
3. Attachment B: Mezzanine Floor Plan
4. Attachment C: First Floor Plan
5. Attachment D: Second Floor Plan
6. Attachment E: Third Floor Plan
7. Attachment F: Fourth Floor Plan
8. Attachment G: GSD126418 Bid Form

State of West Virginia
General Services Division

Building 86 Fire Alarm System Upgrade
Project No. GSD 126418

Contract Period:

The Contract shall be completed within sixty (60) calendar days from the issuance of the written Notice to Proceed. In accordance with the West Virginia State Code 5A-3-4(8), Contractor agrees that liquidated damages shall be imposed at the rate of \$250.00 per day for failure to complete the project within the contract period. This clause shall in no way be considered exclusive and shall not limit the State or Agency's right to pursue any other additional remedy to which the State or Agency may have legal cause for action including further damages against the Contractor.

Definitions:

- A. "Agency", as herein stated, shall mean The Department of Administration, General Services Division.
- B. "Contractor", as herein stated, shall mean the vendor or service organization contracted by these specifications.
- C. "The Contract", as herein stated, shall mean the agreement between the Owner and the Contractor to provide the services as herein specified.
- D. "Agency Representative", as herein stated, shall be defined as that person so designated by the Director of the General Services Division.
- E. "Architect/Engineer", as herein stated in these Contract Documents shall refer to the General Services Division.

Payment:

Upon completion of the Contract, the Contractor shall submit one invoice. The invoice shall be signed in blue ink. Deliver invoice to:

General Services Division
Attn: Business Manager
1900 Kanawha Blvd. East
Building 1, Room MB-68
Charleston, West Virginia 25305

All work shall be inspected and approved prior to payment. Contractor shall submit certified payrolls with the invoice.

General Conditions:

1. The Contractor shall procure all necessary permits and licenses to comply with all applicable laws, Federal, State, or municipal, along with all regulations, and ordinances of any regulating body.
2. The Contractor shall pay any applicable sales, use, or personal property taxes, arising out of this Contract and the transactions contemplated thereby. Any other taxes levied upon this Contract, the transaction, or the equipment, or services delivered pursuant hereto shall be borne

State of West Virginia
General Services Division

Building 86 Fire Alarm System Upgrade
Project No. GSD 126418

by the Contractor. It is clearly understood that the State of West Virginia is exempt from any taxes regarding performance of the scope of work of this Contract.

3. Contractor shall be responsible for parts and materials as follows:

- a) The Contractor shall supply all tools, tool accessories, personal safety equipment and supplies necessary to execute the responsibilities of this Contract.
- b) Contractor shall furnish a warranty of a minimum twelve (12) months for labor and materials, or the manufacturer's warranty for materials, whichever is longer.

Bonds and Insurance:

Refer to Purchasing Division's 'Request for Quotation' for requirements on bonding; insurance; wage rates; "Foreign made aluminum, glass and steel in Public Works Projects", and other project requirements.

Final Inspection:

The final inspection will be conducted by a Project Manager from the General Services Division, Operations and Maintenance Section. A copy of the Fire Marshal's final inspection report must be provided prior to final acceptance.

Fire Marshal Final Inspection report shall be emailed to the following:

david.k.parsons@wv.gov
richard.j.corcovilos@wv.gov
melody.a.haynes@wv.gov

Work found to be in accordance with the Contract Documents will be accepted as complete for final acceptance. Unacceptable work, or work not in accordance with the Contract Documents shall be removed, replaced, changed or cleaned as required to meet requirements of Contract Documents prior to final acceptance. Final acceptance does not waive or release Contractor to conform to the Contract Documents.

Final payment shall not be made until all work is finally accepted.

Limits of Work

Work areas will be limited to those spaces required for access to the Fire Alarm System in Building 86.

Some interior space may be utilized for temporary (overnight) storage of equipment and tools. Coordinate storage needs with the GSD Building Manager. Agency facilities shall remain in use during this contract. Contractor shall work with the Building

State of West Virginia
General Services Division

Building 86 Fire Alarm System Upgrade
Project No. GSD 126418

Manager and Protective Services to coordinate the temporary access to work areas and otherwise provide for the Contractor needs to complete work. Contractor shall minimize disruption to building work areas and loading dock access.

Use of Facilities

Contractor shall be permitted reasonable use of building utilities including power, water and sanitary sewage disposal as required for conducting the work. The Contractor shall coordinate the location of service connections or use of receptacle with the building manager to avoid overloading existing circuits.

Contractor Schedule:

The Contractor shall provide overall project schedule within twenty-four (24) hours of receipt of the Notice to Proceed by email to the three parties listed above.

The Contractor shall provide a proposed construction schedule indicating areas to be worked. Where coordination or disruption of occupants may be required, provide advance notice prior to conducting work in those areas. Adhere to schedule provided and coordinate with through Project Manager.

Waste Removal

Contractor shall make arrangements for the collection and disposal of Contractor's waste and construction related debris. Debris shall be removed on a daily basis.

Contractor Visitor Badges

Building 86 is a secure facility. The Contractor shall provide a list of all personnel working on this project within twenty-four (24) hours of receipt of the Notice to Proceed. This list shall include a copy of a valid driver's license or other legal identification and include date of birth. All proposed workers may be subjected to a criminal history / driver's license background check prior to being permitted to work in state buildings. Workers shall carry valid Contractor Photo ID Badges to be worn when working in the building. Under no circumstances shall a worker be assigned to this project without the validation first being submitted to the General Services Division and approval given.

Work Restrictions:

Work shall be generally performed inside the existing building during normal business working hours of 8:00 am to 5:00 pm, Monday through Friday, except state recognized holidays. However, Agency shall coordinate with Contractor to allow for additional hours to be worked, if necessary and requested by the Contractor, to accommodate the expedited project schedule.

This is a non-smoking building: Smoking is not permitted within the building or near entrances,

State of West Virginia
General Services Division

Building 86 Fire Alarm System Upgrade
Project No. GSD 126418

operable windows or outdoor air intakes.

Parking

No parking is available on the project site. Parking in non-designated areas is not permitted. A limited number of spaces will be allocated for contractor's vehicles near the project site. Parking for Contractor's personnel will be available in the designated contractor's parking area near Laidley Field. Provisions will be made for locating refuse dumpsters if required by the project. Use of loading dock areas for parking is strictly prohibited.

With prior approval, contractor's vehicles may be brought on-site for loading & unloading or to provide equipment necessary for conducting the work. Vehicles not necessary for conduct of work shall be removed from site within one-half hour.

Building Access

The site is available from 8:00 am to 5:00 pm. Extended work hours may be acceptable if approved by the Agency. This building is a secure location. Building will have simultaneous construction and maintenance projects occurring during the life of this contract. Access to the building shall be coordinated with the Agency. Contractor shall not leave open doors unattended and shall close doors when not in use.

Codes:

All work is to be performed in compliance with applicable Federal and State codes including but not limited to the International Building Code, International Mechanical Code, Life Safety Code, NEC, OSHA, UL, ANSI, ASME and related standards.

Safety:

Perform all work in compliance with applicable safety regulations. Work shall be subject to verification and inspection by Agency Safety representatives. Such verification shall not relieve the Contractor from meeting all applicable safety regulations and inspection by other agencies.

The Contractor shall notify Agency if suspected hazardous materials are encountered. Any areas requiring abatement will be provided by the Agency under a separate contract.

Hot Work Permit:

The Contractor shall obtain Agency's permission prior to performing any work that requires an open flame, creates sparks, use's equipment that creates combustible temperatures, or performs any work that could result in a fire hazard. Agency will review work area and issue a 'Hot Work Permit' prior to Contractor commencing work. Note that the Contractor must take proper precautions and may be required to provide a Fire Watch as a condition of the permit.

Workmanship:

State of West Virginia
General Services Division

Building 86 Fire Alarm System Upgrade
Project No. GSD 126418

The Contractor shall complete all work in a neat and workmanlike manner. All work shall be done using new materials in a manner that meets commercial quality standards. Work shall be neat, true, plumb and square, as applicable. Contractor shall verify all dimensions.

SECTION 16721 – FIRE ALARM SYSTEM

PART 1 - GENERAL

1.1 RELATED DOCUMENTS

- A. Drawings and general provisions of the Contract, including General and Supplementary Conditions and Division 1 Specification Sections, apply to this Section.

1.2 SUMMARY

- A. Section Includes:
 1. Fire-alarm control unit.
 2. Manual fire-alarm boxes.
 3. System smoke detectors.
 4. Heat detectors.
 5. Notification appliances.
 6. Magnetic door holders.
 7. Remote annunciator.
 8. Addressable interface device.
 9. Digital alarm communicator transmitter.
 10. System printer.

1.3 SYSTEM DESCRIPTION

- A. Non-coded, UL Listed intelligent analog addressable fire alarm system with multiplexed signal transmission and survivable network nodes.
- B. The System supplied under this specification utilize independently addressed, input/output modules, power supply(s) as described in this specification. The system contain fire alarm control panel, remote annunciator(s) and NAC power supply(s).

1.4 SUBMITTALS

- A. The Contractor shall purchase no equipment for the system specified herein until the Owner has approved the project submittals in their entirety and has returned them to the contractor. It is the responsibility of the contractor to meet the entire intent and functional performance detailed in these specifications. Approved submittals shall only allow the contractor to proceed with the installation and shall not be construed to mean that the contractor has satisfied the requirements of these specifications. The Contractor shall submit three (3) complete sets of documentation within 30 calendar days after award of purchase order.
- B. Each submittal shall include a cover letter providing a list of each variation that the submittal may have from the requirements of the Contract Documents. In addition the Contractor shall provide specific notation on each Shop Drawing, sample, catalog cut, data sheet, installation manual, etc. submitted for review and approval, of each such variation.

1. Submittals shall be approved by authorities having jurisdiction prior to submitting them to the Architect.
 2. Shop Drawings shall be prepared by persons with the following qualifications:
 - a. Trained and certified by manufacturer in fire-alarm system design.
 - b. NICET-certified fire-alarm technician, Level IV minimum or registered Professional Engineer.
- C. Product Data: Product Data sheets with the printed logo or trademark of the manufacturer of all equipment. Indicated in the documentation shall be the type, size, rating, style, and catalog number for all items proposed to meet the system performance detailed in this specification. The proposed equipment shall be subject to the approval of the Owner.
- D. Shop Drawings: Include plans, elevations, sections, details, and attachments to other work.
1. Comply with recommendations in the "Documentation" Section of the "Fundamentals of Fire Alarm Systems" Chapter in NFPA72.
 2. Include voltage drop calculations for notification appliance circuits.
 3. Include battery-size calculations.
 4. Include performance parameters and installation details for each detector, verifying that each detector is listed for complete range of air velocity, temperature, and humidity possible when air-handling system is operating.
 5. Include plans, sections, and elevations of heating, ventilating, and air-conditioning ducts, drawn to scale and coordinating installation of duct smoke detectors and access to them. Show critical dimensions that relate to placement and support of sampling tubes, detector housing, and remote status and alarm indicators. Locate detectors according to manufacturer's written recommendations.
 6. Include floor plans to indicate final outlet locations showing address of each addressable device. Show size and route of cable and conduits.
- E. Operation and Maintenance Data: For fire-alarm systems and components to be included in emergency, operation, and maintenance manuals. In addition to items specified in Division 1 Section "Operation and Maintenance Data, include the following:
1. Comply with the "Records" Section of the "Inspection, Testing and Maintenance" Chapter in NFPA72.
 2. Provide "Record of Completion Documents" according to NFPA72 article "Permanent Records" in the "Records" Section of the "Inspection, Testing and Maintenance" Chapter.
 3. Record copy of site-specific software database file, hardcopy print-out and CD, with password for delivery to the owner. Proprietary system/service companies will not be acceptable.
 4. Provide "Maintenance, Inspection and Testing Records" according to NFPA72 article of the same name and include the following:
 - a. Frequency of testing of installed components.
 - b. Frequency of inspection of installed components.
 - c. Requirements and recommendations related to results of maintenance.
 - d. Manufacturer's user training manuals (hardcopy) and electronic on CD.
 5. Manufacturer's required maintenance related to system warranty requirements.
 6. Abbreviated operating instructions for mounting at fire-alarm control unit.
 7. Copy of NFPA72.
- F. Software and Firmware Operational Documentation:
1. Software operating and upgrade manuals.

2. Program Software Backup: On magnetic media or compact disk, complete with data files.
3. Device address list.
4. Printout of software application.
5. CD of site-specific software database file with password, and electronic product data sheets. Provide hard copy print-out of the software program. Proprietary system/service companies will not be acceptable.
6. Provide a complete system comparison report for each change implemented during the warranty period.
7. Provide a list of global system settings
8. Provide a list of the contents of each system cabinet and their settings
9. Provide a list of all addressable devices with their addresses and settings

1.5 QUALITY ASSURANCE

- A. Installer Qualifications: Personnel shall be trained and certified by manufacturer for installation of units required for this Project.
- B. Installer Qualifications: Installation shall be by personnel certified by NICET as fire-alarm Level IV technician.
- C. Source Limitations for Fire-Alarm System and Components: Obtain fire-alarm system from single source from single manufacturer. Components shall be compatible with, and operate as, an extension of existing system.
- D. Electrical Components, Devices, and Accessories: Listed and labeled as defined in NFPA70, by a qualified testing agency, and marked for intended location and application.
- E. NFPA Certification: Obtain certification according to NFPA72 in the form of a placard by an approved alarm company.

1.6 WARRANTY and SOFTWARE SERVICE AGREEMENT

- A. The contractor shall warranty all materials, installation and workmanship for three (3) years from date of acceptance, unless otherwise specified. A copy of the manufacturers' warranty shall be provided with closeout documentation and included with the operation and installation manuals.
- B. The System Supplier shall maintain a service organization with adequate spare parts stocked within 75 miles of the installation. Any defects that render the system inoperative shall be repaired within 24 hours of the Owner notifying the contractor.
- C. Technical Support: Beginning with Substantial Completion, provide software support for three (3) years, shall be included in this project.
- D. Detector Sensitivity Testing: During the warranty period, each year the contractor is to perform detector sensitivity testing and provide report to the Owner. Unless, the system is UL Listed to perform automatic sensitivity testing without any manual intervention and should detector fall outside of sensitivity window, the system will automatically indicated a devices trouble. A copy of UL letter is to be provided as proof of system operation.
- E. Upgrade Service: Update software to latest version at Project completion. Install and program software upgrades that become available within three (3) years from date of Substantial

Completion. Upgrading software shall include operating system. Upgrade shall include new or revised licenses for use of software.

1. Provide 30 days' notice to Owner to allow scheduling and access to system and to allow Owner to upgrade computer equipment if necessary.

1.7 EXTRA MATERIALS

- A. Furnish extra materials that match products installed and that are packaged with protective covering for storage and identified with labels describing contents.
 1. Smoke Detectors, heat detectors, monitor modules and control modules: Quantity equal to 2% percent of amount of each type installed, but no fewer than 2 unit of each type.
 2. Keys: Ten extra set for access to locked and tamperproof components.
 3. Audible and Visual Notification Appliances: 2% of each type installed.

PART 2 - PRODUCTS

2.1 MANUFACTURERS

- A. Manufacturers: The materials, appliances, equipment and devices shall be tested and listed by a nationally recognized approvals agency for use as part of a protected premises protective signaling fire alarm system. The authorized representative of the manufacturer of the major equipment, such as control panels, shall be responsible for the satisfactory installation of the complete system.
- B. The Contractor shall provide, from the acceptable manufacturer's current product lines, equipment and components, which comply, with the requirements of these Specifications. Equipment or components, which do not provide the performance and features, required by these specifications are not acceptable, regardless of manufacturer.
- C. Strict conformance to this specification is required to ensure that the installed and programmed system will function as designed, and will accommodate the future requirements and operations of the building Owner. All specified operational features must be met without exception.
- D. All control panel assemblies and connected (new) field appliances shall be provided by the same System Supplier, and shall be designed and tested to ensure that the system operates as specified. All equipment and components shall be installed in strict compliance with the manufacturer's recommendations.
- E. Upon completion of the project the Owner shall be provided with a hard copy printout of the system software database and an electronic version of the system program and database with all required passwords.
- F. That equipment proposed to be supplied will be considered only if it meets all sections of the performance specification. Any deviations of system performance outlined in this specification will only be considered when the following requirements have been met:
 1. A complete description of proposed alternate system performance methods with three (3) copies of working drawings thereof for approval by the Owner, not less than ten (10) calendar days prior to the scheduled date for submission of bids.
 2. The supplier of alternate equipment shall furnish evidence that the proposed alternate system performance is equal to or superior than the system operation stated in the specification. Such evidence shall be submitted to the Owner, not less than ten (10) calendar days prior to the scheduled date for submission of bids.
 3. The supplier shall submit a point-by-point statement of compliance for all sections in this specification. The statement of compliance shall consist of a list of all paragraphs within these sections. Where the proposed system complies fully with the paragraph as written, placing the word "comply" opposite the paragraph number shall indicate such. Where the proposed system does not comply with the paragraph as written, and the supplier feels the proposed system will accomplish the intent of the paragraph, a full description of the function as well as a full narrative description of how its proposal will meet its intent shall be provided. Any submission that does not include a point-by-point statement of compliance as described herein shall be disqualified. Where a full description is not provided, it shall be assumed that the proposed system does not comply.
 4. The supplier of alternate equipment shall submit a list from the alternate manufacture on the manufactures letterhead indicating the names and addresses of all authorized suppliers in the area. Proprietary products will not be considered.

5. The acceptability of any alternate proposed system shall be the sole decision of the Owner or his authorized representative
- G. Approved Products: All panels and peripheral devices shall be of the standard product of single manufacturer and shall display the manufacturer's name of each component. The catalog numbers specified under this section are those of EST by GE Security and shall constitute the type, product quality, material and desired operating features.

2.2 SYSTEMS OPERATIONAL DESCRIPTION

- A. Fire-alarm signal initiation shall be by one or more of the following devices:
1. Manual stations.
 2. Heat detectors.
 3. Flame detectors.
 4. Smoke detectors.
 5. Duct smoke detectors.
 6. Verified automatic alarm operation of smoke detectors.
 7. Automatic sprinkler system water flow.
 8. Heat detectors in elevator shaft and pit.
 9. Fire-extinguishing system operation.
 10. Fire standpipe system.
- B. Fire-alarm signal shall initiate the following actions:
1. Activate the audio (horn) and visual notification appliances.
 2. Identify alarm at fire-alarm control unit and remote annunciators.
 3. Transmit an alarm signal to the remote alarm receiving station.
 4. Unlock electric door locks in designated egress paths.
 5. Release fire and smoke doors held open by magnetic door holders.
 6. Switch heating, ventilating, and air-conditioning equipment controls to fire-alarm mode.
 7. Recall elevators to primary or alternate recall floors.
 8. Activate emergency shutoffs for gas and fuel supplies.
 9. Record events in the system memory.
 10. Record events by the system printer.
- C. Supervisory signal initiation shall be by one or more of the following devices and actions:
1. Valve supervisory switch.
 2. Low-air-pressure switch of a dry-pipe sprinkler system.
 3. Elevator shunt-trip supervision.
- D. System trouble signal initiation shall be by one or more of the following devices and actions:
1. Open circuits, shorts, and grounds in designated circuits.
 2. Opening, tampering with, or removing alarm-initiating and supervisory signal-initiating devices.
 3. Loss of primary power at fire-alarm control unit.
 4. Ground or a single break in fire-alarm control unit internal circuits.
 5. Abnormal ac voltage at fire-alarm control unit.
 6. Break in standby battery circuitry.
 7. Failure of battery charging.
 8. Abnormal position of any switch at fire-alarm control unit or annunciator.
 9. Fire-pump power failure, including a dead-phase or phase-reversal condition.

10. Low-air-pressure switch operation on a dry-pipe or pre-action sprinkler system.

- E. System Trouble and Supervisory Signal Actions: Initiate notification appliance and annunciate at fire-alarm control unit and remote annunciators. Record the event on system printer.

2.3 FIRE-ALARM CONTROL UNIT

- A. The control panel shall be a multi-processor-based system designed specifically for fire detection, notification and releasing system applications. The control panel shall be listed and approved for the application standard(s) as listed under the General section. Panel shall be GE-EST QS4.

- B. The control panel shall include all required hardware, software and system programming to provide a complete and operational system. The control panel shall assure that life safety takes precedence among all panel activities.

- C. The control panel shall include the following capacities:
1. Support up to 1000 analog intelligent points and 48 conventional zones, total of 1048 points.
 2. Support up to 8 fully supervised remote annunciators.
 3. Support digital dialer with multiple communication protocols
 4. Support up to 1000 chronological events.

- D. The control panel shall include the following features:
1. Ability to download or upload site applications from a computer through a single point of connection on the system.
 2. Provide electronic addressing of analog/addressable devices.
 3. Provide an operator interface display that shall include functions required to annunciate, command and control system functions.
 4. Provide an internal audible signal with different programmable patterns to distinguish between alarm, supervisory, trouble and monitor conditions.
 5. Provide system reports that provide detailed description of the status of system parameters for corrective action or for preventative maintenance programs. Reports shall be displayed by the operator interface or capable of being printed on a printer.
 6. Provide an authorized operator with the ability to operate or modify system functions like system time, date, passwords, holiday dates, restart the system and clear control panel event history file.
 7. Provide an authorized operator to perform test functions within the installed system.

- E. Main Operators Display Operations:
1. Provide a discreet system control switch provided for reset, alarm silence, panel silence, drill switch, up/down/right/left switches, status switch and help switch.
 2. LCD display shall be 140lines with 224 character display.
 3. Each point shall have 32 characters for custom message.
 4. Alarm and Trouble Annunciator: Provide minimum of 20 zones of LEDs annunciation with red alarm and yellow trouble indicators. Devices on addressable loop circuits shall be identified by display or their address and by their condition (alarm, pre-alarm, monitor, supervisory, and trouble).
 5. Disable Switches: Provide minimum of 5 programmable switches with corresponding LED (red/yellow). The switches shall be programmed as follows;
 - a. Disable NAC
 - b. Disable Elevator Recall
 - c. Disable Fan Shutdown
 - d. Disable Remote Station

- e. Spare
- F. Instructions: Computer printout or typewritten instruction card mounted behind a plastic or glass cover in a stainless-steel or aluminum frame. Include interpretation and describe appropriate response for displays and signals. Briefly describe the functional operation of the system under normal, alarm, and trouble conditions
- G. Circuits Requirements:
 - 1. Signaling Line Circuits for Intelligent Analog Addressable Loop:
 - a. Class B, Style 4.
 - b. No more than 100 detectors or 100 modules installed on a loop.
 - 2. Initiating Device Circuit:
 - a. Class B, Style B
 - 3. Notification Appliance Circuits:
 - a. Class B, Style Y.
 - b. Maximum circuit loading to 2 amps for visuals.
 - 4. Activation of alarm notification appliances, smoke control, elevator recall and other functions shall occur within 3 seconds after the activation of an initiating device.
- H. Smoke-Alarm Verification:
 - 1. Initiate an audible and visible indication of an "alarm-verification" signal at fire-alarm control unit.
 - 2. Activate an NRTL-listed and -approved "alarm-verification" sequence at fire-alarm control unit and detector.
 - 3. Record events by the system printer.
 - 4. Sound general alarm if the alarm is verified.
 - 5. Cancel fire-alarm control unit indication and system reset if the alarm is not verified.
- I. Elevator Recall:
 - 1. Smoke detectors at the following locations shall initiate automatic elevator recall. Alarm-initiating devices, except those listed, shall not start elevator recall.
 - a. Elevator lobby detectors except the lobby detector on the designated floor.
 - b. Smoke detector in elevator machine room.
 - c. Smoke detectors in elevator hoistway.
 - 2. Elevator lobby detectors located on the designated recall floors shall be programmed to move the cars to the alternate recall floor.
 - 3. Water-flow alarm connected to sprinkler in an elevator shaft and elevator machine room shall shut down elevators associated with the location without time delay.
 - a. Water-flow switch associated with the sprinkler in the elevator pit may have a delay to allow elevators to move to the designated floor.
- J. Door Controls: Door hold-open devices that are controlled by smoke detectors at doors in smoke barrier walls shall be connected to fire-alarm system.
- K. Remote Smoke-Detector Sensitivity Adjustment: Controls shall select specific addressable smoke detectors for adjustment, display their current status and sensitivity settings, and change to alternate settings. Allow controls to be used to program repetitive, time-scheduled, and automated changes in sensitivity of specific detector groups. Record sensitivity adjustments and sensitivity-adjustment schedule changes in system memory, and print out the final adjusted values on system printer.

- L. Digital Alarm Communicator Transmitter: The system shall have an integrated off premise communications capability using a digital alarm communications transmitter (DACT) for sending system events to multiple central monitoring station (CMS) receivers. The system shall provide the CMS(s) with point identification of system events using 4/2, or Contact ID protocols. The dialer shall have the capability to support up to eight (8) individual accounts and to send account information to two (2) different receivers, each having a primary and secondary telephone access number. System events shall be capable of being directed to one or more receivers depending on event type or location as specified by the system designed. In the event of a panel CPU failure during a fire alarm condition, the DACT degraded mode shall transmit a general fire alarm signal to the CMS.
1. Digital data transmission shall include the following (Contact ID)
 - a. Address of the alarm-initiating device.
 - b. Loss of ac supply or loss of power.
 - c. Low battery.
 - d. Abnormal test signal.
 - e. Communication bus failure
 2. Shall be GE-EST, model DLD.
- M. Alpha-Numerical Pager Interface: The system shall transmit an alphanumeric system activity message, by event, by point descriptor to a commercial paging system of the owners choice, using TAP Pager protocol.
1. Shall be GE-EST, model API-8/232.
- N. Primary Power: 24-V dc obtained from 120-V ac service and a power-supply module. Initiating devices, notification appliances, signaling lines, trouble signals, shall be powered by nominal 24-V dc source.
1. Alarm current draw of entire fire-alarm system shall not exceed 80 percent of the power-supply module rating.
- O. Secondary Power: Shall provide 24 hours supervisory and 15 minutes of alarm with batteries, automatic battery charger, and automatic transfer switch.
- P. NAC Power Supply: The NAC power supply shall be independent unit that will provide power to visual strobe notification appliances. It shall be possible to configure the NAC's to follow the main panel's NAC or activate from intelligent synchronized modules. The booster NAC's must be configurable to operate independently at any one of the following rates: continuous synchronized, or 3-3-3 temporal. Fault conditions on the power supply shall not impede alarm activation of host NAC circuits or other power supplies. The NAC power supply must be able to provide concurrent power for notification devices, security devices, access control equipment and auxiliary devices such as door holders. . All the NAC Power Supplies shall be synchronized. The power supply shall support up to 24 amp hour batteries.
1. Power supply shall be minimum of 10 amps and UL 864 Listed.
 2. Four independent 3amp NAC circuits. Each being configurable as auxiliary power.
 3. All circuits shall be synchronized.
 4. Shall be GE-EST, model BPS10A.

2.4 SYSTEM PRINTER

- A. Printout of Events: On receipt of signal, print alarm, supervisory, and trouble events. Identify zone, device, and function. Include type of signal (alarm, supervisory, or trouble) and date and time of occurrence. Differentiate alarm signals from all other printed indications. Also print system reset event, including same information for device, location, date, and time. Commands initiate the printing of a list of existing alarm, supervisory, and trouble conditions in the system and a historical log of events.

1. Each control panel (network node) shall be capable of supporting a printer. All control panel printer ports shall be configurable to output any combination of alarm, supervisory, trouble, monitor, or group event messages.
2. Printer shall be GE-EST, model PT-1S

2.5 REMOTE ANNUNCIATOR

- A. Network Type Annunciator shall match those of fire-alarm control unit LCD display functions for alarm, supervisory, monitor and trouble indications and common system controls including; acknowledging, silencing, resetting, and testing.
 1. 20 Zone Annunciator with red Alarm and yellow Trouble LEDs.
 2. 5 Disable Switches with corresponding LEDs.
 3. Annunciator shall have door to prevent unauthorized access to the controls.
 4. This display shall be GE-EST, model QS4-CPU1.
- B. Standard Remote LCD Annunciator: shall have LCD display functions for alarm, supervisory, monitor and trouble indications and common system controls including; acknowledging, silencing, resetting, and testing.
 1. This display shall be GE-EST, model EST-SRA4.

2.6 MANUAL FIRE-ALARM BOXES

- A. General Requirements for Manual Fire-Alarm Boxes: Comply with UL38. Boxes shall be finished in red with molded, raised-letter operating instructions in contrasting color; shall show visible indication of operation; and shall be mounted on recessed outlet box. If indicated as surface mounted, provide manufacturer's surface back box.
 1. Double-action mechanism requiring two actions to initiate an alarm, pull-lever type; with integral addressable module arranged to communicate manual-station status (normal, alarm, or trouble) to fire-alarm control unit.
 2. The manual pull station will have an intelligent module integral of the unit.
 3. Station Reset: key operated switch shall match the control panel key.
 4. Manual pull stations that initiated an alarm condition by opening the unit are not acceptable.
 5. Provide GE-EST, model SIGA-278.
- B. Indoor Protective Shield: Factory-fabricated clear plastic enclosure. Hinged at the top to permit lifting for access to initiate alarm. Lifting the cover actuates an integral battery powered audible horn (when noted on the drawings) intended to discourage false-alarm operation.
- C. Weatherproof manual pull station shall be provided of red metal construction with special weatherproof gasket metal red box.
 1. Single-action operation.
 2. Station Reset: key operated switch shall match the control panel key.
 3. The intelligent monitor module will be located within the building and not with the station
 4. Provide GE-EST, model MPSR1.

2.7 INTELLIGENT ANALOG SYSTEM SMOKE DETECTORS

- A. General Requirements for Intelligent Analog Detectors
 1. Integral Microprocessor: All decision are made at the detector determining if the device is in the alarm or trouble condition.

2. Non-Volatile Memory: Permanently stores serial number, and type of device. Automatically updates historic information including hours of operation, last maintenance date, number of alarms and troubles, time of last alarm¹ and analog signal patterns for each sensing element just before last alarm.
 3. Electronic Addressing: Permanently stores programmable system address. It shall be possible to address each intelligent module without the use of DIP or rotary switches. Devices using switches for addressing shall not be acceptable.
 4. Automatic Device Mapping: Each detector transmits wiring information regarding its location with respect to other devices on the circuit, creating an As-Built wiring diagram. This will also provide enhanced supervision of the device physical location and the device message shall reside with the location and not the device address. Devices installed in the wrong location will always report the correct message of the physical location.
 5. Sensitivity Range: Each analog addressable smoke detector's sensitivity shall be capable of being programmed individually as: most sensitive, more sensitive, normal, less sensitive or least sensitive. It shall be possible to automatically change the sensitivity of individual analog/addressable detectors for the day and night periods. It shall be possible to program control panel activity to each level.
 6. Pre-Alarm: Detector stores 20 pre-alarm sensitivity values to alert local personnel prior to the sensor reaching a full evacuation sensitivity. Sensitivity values can be set in 5% increments.
 7. Environmental Compensation: The detector's sensing element reference point shall automatically adjust, compensating for background environmental conditions such as dust, temperature, and pressure. Periodically, the sensing element real-time analog value shall be compared against its reference value. The detector shall provide a maintenance alert signal when the detector reaches 75% (Dirty) to 99% (More Dirty) compensation has been used. The detector shall provide a dirty fault signal when 100% or greater compensation has been used.
 8. Twin Status LEDs: Flashing Green LED shows normal; flashing RED shows alarm state; steady RED and steady GREEN show alarm state in stand-alone mode, visible from any direction.
 9. UL Sensitivity Testing: The detector shall utilize a supervised microprocessor that is capable of monitoring the sensitivity of the detector. If the detector sensitivity shifts outside of the UL limits, a trouble signal is sent to the panel.
 10. Device Replacement: The system shall allow for changing of detector types for service replacement purposes without the need to reprogram the system. The replacement detector type shall automatically continue to operate with the same programmed sensitivity levels and functions as the detector it replaced. System shall display an off-normal condition until the proper detector type has been installed or change in the application program profile has been made.
- B. Intelligent 4D Multi-sensor Detector (Photo/Ion/Thermal and Time)
1. Provide intelligent analog addressable 4D multi-sensor smoke detectors at the locations shown on the drawings. The 4D Intelligent detector gathers analog information from each of its three fire sensing elements and converts it into digital signals. The detectors on-board microprocessor measures and analyzes these signals separately with respect to a fourth element – Time. It compares the information to historical readings, time patterns and known fire characteristics to make an alarm decision. Digital filters remove signal patterns that are not typical of fires.
 2. Separately mounted combinations of photoelectric detectors, ionization detectors and heat detectors in the same location, clustered at the manufacturer's listed spacing is an acceptable alternative.
 3. Provide GE-EST, model SIGA-IPHS.
- C. Intelligent 3D Multi-sensor Detector (Photo/Thermal and Time)
1. Provide intelligent analog addressable 3D multi-sensor smoke detectors at the locations shown on the drawings. The 3D Intelligent detector gathers analog information from

- each of its two fire sensing elements and converts it into digital signals. The detectors on-board microprocessor measures and analyzes these signals separately with respect to a third element – Time. It compares the information to historical readings, time patterns and known fire characteristics to make an alarm decision. Digital filters remove signal patterns that are not typical of fires.
2. Provide GE-EST, model SIGA-PHS.
- D. Intelligent Photoelectric Detector
1. Provide intelligent analog addressable photoelectric smoke detectors at the locations shown on the drawings.
 2. Provide GE-EST, model SIGA-PS.
- E. Intelligent 135 Degree Fixed Temperature / Rate of Rise Heat Detector
1. Provide intelligent combination fixed temperature/rate-of-rise heat detectors at the locations shown on the drawings. The heat detector shall have a low mass thermistor heat sensor and operate at a fixed temperature and at a temperature rate-of-rise. It shall continually monitor the temperature of the air in its surroundings to minimize thermal lag to the time required to process an alarm. The integral microprocessor shall determine if an alarm condition exists and initiate an alarm based on the analysis of the data. Systems using central intelligence for alarm decisions shall not be acceptable. The intelligent heat detector shall have a nominal fixed temperature alarm point rating of 135°F (57°C) and a rate-of-rise alarm point of 15°F (9°C) per minute. The heat detector shall be rated for ceiling installation at a minimum of 70 ft (21.3m) centers and be suitable for wall mount applications.
 2. Provide GE-EST, model SIGA-HRS.
- F. Fixed Temperature Heat Detector
1. Provide intelligent fixed temperature heat detectors at the locations shown on the drawings. The heat detector shall have a low mass thermistor heat sensor and operate at a fixed temperature. It shall continually monitor the temperature of the air in its surroundings to minimize thermal lag to the time required to process an alarm. The integral microprocessor shall determine if an alarm condition exists and initiate an alarm based on the analysis of the data. Systems using central intelligence for alarm decisions shall not be acceptable. The heat detector shall have a nominal alarm point rating of 135°F (57°C). The heat detector shall be rated for ceiling installation at a minimum of 70 ft (21.3m) centers and be suitable for wall mount applications.
 2. Provide GE-EST, model SIGA-HFS.
- G. Detector Base Types
1. Provide standard detector mounting bases suitable for mounting on 1-gang, or 4 inch octagon box and 4 inch square box. The base shall, contain no electronics and support all series detector types. Bases with electronics or dip-switches are not acceptable.
 - a. Provide GE-EST, model SIGA-SB or SB4.
 2. Provide relay detector mounting bases suitable for mounting on 1-gang, or 4" octagon box and 4" square box. The relay base shall support all Signature Series detector types and have the following minimum requirements:
 - a. The relay shall be a bi-stable type and selectable for normally open or normally closed operation.
 - b. The position of the contact shall be supervised.
 - c. The relay shall automatically de-energize when a detector is removed.
 - d. The operation of the relay base shall be controlled by its respective detector processor or under program control as required by the application. Detector relays not capable of operational programming independent of the detector shall not be considered equal. Form "C" Relay contacts shall have a minimum rating of 1 amp @ 30 Vdc and be listed for "pilot duty".

- e. Removal of the respective detector shall not affect communications with other detectors.
 - f. Provide GE-EST, model SIGA-RB or RB4
3. Provide audible detector mounting bases suitable for mounting on 4" x 4" octagonal concrete ring (mud box) and 4" square x 2-1/8" (54 mm) deep box.
- a. The base shall support all Signature Series detector types and be capable of single or group operation. The audible base shall emit a temporal alarm tone and be selectable for low or high output.
 - b. The operation of the audible base shall be controlled by its respective detector processor or under program control as required by the application. Detector audible base not capable of operational programming independent of the detector shall not be considered equal.
 - c. The audible bases shall be UL268 and UL464 Listed, and provide a reverberant room sound output per UL464 of 81 dBA at 10ft (3m). and an average anechoic sound output of 90 dBA at 10 ft.(3m).
 - d. Provide GE-EST, model SIGA-AB4G.
- H. Intelligent Duct Smoke Detector - Photoelectric
- 1. Provide intelligent photoelectric duct smoke detector at the locations shown on the drawings.
 - a. One form C auxiliary alarm relay rated at 2amps @ 30Vdc.
 - b. The operating range shall be 100ft/min to 4,000ft/min air velocity and temperature range of -20 to 158F.
 - c. Sample tube can be installed with or without the cover plate and be rotated in 45-degree increments to ensure proper alignment with duct airflow.
 - d. Local magnet-activated test switch.
 - e. Provide GE-EST, model SIGA-SD
 - 2. Provide remote test station with Alarm LED and Key Switch.
 - a. Provide GE-EST, model SD-TRK.
 - 3. Relay Fan Shutdown: Rated to interrupt fan motor control circuit. Furnish and install separate device for each motor start. Connect to motor start as required for fan shutdown during alarm condition.
 - a. Provide GE-EST, model SIGA-CR.
- I. Beam Smoke Detectors
- 1. Provide reflective beam type smoke detectors at the locations shown on the drawings. This detector shall consist of a integrated transmitter and receiver capable of being powered separately or together.
 - 2. The detector shall operate in either a short range of 15 to 160 ft. or a long range of 160 to 330 ft. The detector shall feature a bank of alignment LEDs on both the receiver and transmitter to ensure proper alignment without the use of special tools.
 - 3. The detector shall utilize an automatic gain control to compensate for gradual signal deterioration from dirt accumulation on lenses. The beam smoke detectors shall be powered from the system control panel. Testing shall be carried out using calibrated test filters.
 - 4. Provide a remote key activated remote test station.
 - a. Provide GE Beam Smoke Detector, model EC-50R or EC-100R with EC-LLT Test Station.

2.8 INTELLIGENT MODULES

- A. It shall be possible to address each intelligent module without the use of DIP or rotary switches. Devices using switches for addressing shall not be acceptable. The personality of multifunction modules shall be programmable at site to suit conditions and may be changed at any time using a personality code downloaded from the Analog Loop Controller.

1. Integral Microprocessor: All decisions are made at the module determining if the device is alarm or trouble condition.
 2. Non-Volatile Memory: Permanently stores serial number, and type of device. Automatically updates historic information including hours of operation, number of alarms and troubles, time of last alarm.
 3. Automatic Device Mapping: Each detector transmits wiring information regarding its location with respect to other devices on the circuit, creating an As-Built wiring diagram. This will also provide enhanced supervision of the device physical location. The device message shall reside with the location and not the device address. Devices installed in the wrong location will always report the correct message of the physical location.
 4. Twin Status LEDs: The modules shall have a minimum of 2 diagnostic LEDs mounted behind a finished cover plate. A green LED shall flash to confirm communication with the loop controller. A red LED shall flash to display alarm status.
 5. Input and output circuit wiring shall be supervised for open and ground faults.
 6. Two styles of modules shall be available, those designed for gang box mounting, and where multiple modules are required in a single location, plug in modules shall be provided with a Universal Input/Output motherboard.
- B. Intelligent Input Module. The Input Module shall provide one or two supervised Class B input circuit capable of a minimum of 4 personalities, each with a distinct operation. The module shall be suitable for mounting on North American 2 1/2" (64mm) deep 1-gang boxes and 1 1/2" (38mm) deep 4" square boxes with 1-gang covers. The single input module shall support the following circuit types:
- Normally-Open Alarm Latching (Manual Stations, Heat Detectors, etc.)
 - Normally-Open Alarm Delayed Latching (Waterflow Switches)
 - Normally-Open Active Non-Latching (Monitor, Fans, Dampers, Doors, etc.)
 - Normally-Open Active Latching (Supervisory, Tamper Switches)
1. Provide GE-EST model SIGA-CT1 or CT2 or SIGA-MCT2
- C. Intelligent Relay Module. Provide addressable control relay circuit modules shall provide one (1) form C dry relay contacts rated at 24Vdc @ 2 amps (pilot duty) to control external appliances or equipment. The position of the relay contact shall be confirmed by the system firmware. The module shall be suitable for mounting on North American 2 1/2" (64mm) deep 1-gang boxes and 1 1/2" (38mm) deep 4" square boxes with 1-gang covers.
1. Provide GE-EST, model SIGA-CR or SIGA-MCR.
- D. NAC Control Module: Provide intelligent NAC control module shall provide one (1) supervised Class B output circuit capable of a minimum of 2 personalities, each with a distinct operation. The gang box -mounted version shall be suitable for mounting in North American 2 1/2" (64mm) deep 2-gang boxes and 1 1/2" (38mm) deep 4" square boxes with 2-gang covers, or European 100mm square boxes. The plug-In version shall plug into a universal multi-module motherboard. The NAC control module shall support the following operations:
- 24volt NAC circuit
 - Audio notification circuit 25v or 70v
 - Telephone Power Selector with Ring Tone (Firefighter's Telephone)
 - Visual Synchronized Output to Genesis appliances or to NAC Power Supply.
1. Provide GE-EST, model SIGA-CC1 or -CC1S or SIGA-MCC1 or MCC1S.
- E. FA Elevator Interface Cabinet
1. Provide red metal cabinet enclosure with word FIRE in white letters on the cover. Inside will be four intelligent relays (Primary Recall, Alternate Recall, Fire Hat and Shunt Trip), one monitor input (Shunt Trip AC Power Supervision) and 120vac relay (Shunt Trip AC Power Supv).
 2. Label all the relays and input modules for the function.
 3. Provide GE-EST, model MFC with SIGA-UIO6, -MCR, MCT2 and MR-101.

2.9 NOTIFICATION APPLIANCES

- A. All appliances shall be of the same manufacturer as the Fire Alarm Control Panel specified to insure absolute compatibility between the appliances and the control panels, and to insure that the application of the appliances are done in accordance with the single manufacturers' instructions.
- B. Any appliances, which do not meet the above requirements, and are submitted, for use must show written proof of they're compatibility for the purpose intended. Such proof shall be in the form of documentation from all manufacturers which clearly states that their equipment (as submitted) are 100% compatible with each other for the purposes intended. All appliances shall be UL listed Fire Protective Service. and shall be UL 1971.
- C. Notification Appliances – Visual
1. Provide wall or ceiling mounted <red><white> strobes with in-out screw terminals shall be provided for wiring. Strobes shall provide a smooth light distribution pattern field selectable candela 15 cd, 30 cd, 75 cd, and 110 cd flash output rating. The strobe (15, 30, 75, 110) candela rating shall be view from the side window to verify the setting. All strobes shall be synchronization to within 10 milliseconds for an indefinite period shall not require the use of separately installed remote synch modules. The strobes shall mount to one-gang electrical box.
 2. The device shall have plastic protective cover for during installation.
 3. The actual candela setting on the visual shall be marked on the appliance.
 4. Provide GE-EST, model Genesis Series devices.
- D. Notification Appliance - Horn
1. Provide low profile wall mount horns at the locations shown on the drawings. The horn shall provide an 95 dBA sound output at 10 ft. when measured in reverberation room per UL-464. The horn shall have a selectable steady or synchronized temporal output. In and out screw terminals shall be provided for wiring. The horn shall mount in a 1-gang box.
 2. The device shall have plastic protective cover for during installation.
 3. Provide GE-EST model Genesis Series device.
- E. Notification Appliance – Horn/Strobe
1. Provide low profile wall mount horn/strobes at the locations shown on the drawings. The horn/strobe shall provide an audible output of 95 dBA at 10 ft. when measured in reverberation room per UL-464. Strobes shall provide synchronized flash outputs. The strobe output shall be determined as required by its specific location and application from a family of 15cd, 30cd, 60cd, 75cd & 110cd devices. The horn shall have a selectable steady or synchronized temporal output. In and out screw terminals shall be provided for wiring. Low profile horn/strobes shall mount to one-gang box.
 2. The device shall have plastic protective cover for during installation.
 3. Provide GE-EST model Genesis Series device.
- F. Notification Appliance – Harsh Environment Temporal Horn/Strobes>
1. Provide red electronic horn/strobes at the locations shown on the drawings. Horns shall be temporal output. At the high output setting, the horn shall provide a 85 dBA continuous sound output or a 95 dBA temporal sound output, when measured in reverberation room per UL-464. Strobes shall provide 15 cd, 75 cd, 110 cd synchronized flash outputs without the use of separate "synchronizing" modules. The strobe shall have lens markings oriented for wall or ceiling mounting.
 2. In - Out screw terminals shall be provided for wiring. Horns shall mount to a North American 4" electrical boxes (2-1/8" deep) or to a 2-gang (2-3/4" deep) electric box. Weatherproof wall boxes shall be provided for outdoor applications.
 3. Provide GE-EST model 757 series.

2.10 GUARDS FOR PHYSICAL PROTECTION

- A. Provide welded mesh of size and shape for the manual pull stations, smoke detectors, notification appliances at location noted on the drawings.

2.11 MAGNETIC DOOR HOLDERS

- A. Description: Units are equipped for wall or floor mounting as indicated and are complete with matching doorplate.
 1. Electromagnet: Requires no more than 3 W to develop 25-lbf holding force.
 2. Wall-Mounted Units: Flush mounted unless otherwise indicated.
 3. Rating: 120-V ac, 24-V ac or dc.
 4. Provide GE-EST, model 1500 series or DH Series.

2.12 INSPECTION BAR CODES

- A. Inspection bar codes shall be installed on all initiating devices, annunciators, control panels and power supplies.
- B. Inspection bar codes used by the system must utilize Code 3 of 9 or other approved format, and contain a minimum of eight (8) digits that comprise a unique serial identifier within the Web-based Reporting System. There shall be no duplication of serial numbers. Serial number shall be printed below the bar code for identification purposes.
- C. Inspection bar codes shall be limited in size to no more than 2" (5cm) in width, and 3/8" (2 cm), in height and shall include a Mylar[®] or other protective coating to protect the bar code from fading due to sunlight or exposure.
- D. Inspection bar codes shall be installed on each device in such a manner as to require that scanning of the bar code take place no further than 12" from the device during inspection.

2.13 WIRE AND CABLE

- A. Signaling Line Circuits – Network Data: Twisted pair, not less than No. 18Awg or as recommended by the manufacturer.
- B. Signaling Line Circuits – Intelligent Loop: Twisted pair, not less than No. 18Awg or as recommended by the manufacturer.
 1. Circuit Integrity Cable: Provide as required to meet NFPA or Local Code requirements.
 2. CI Cable shall meet article 760, power limited fire alarm service.
- C. Notification Appliance Circuits –
 1. Horn and Visual. 12AWG THHN or FPLP or as recommended by the manufacturer.

PART 3 - EXECUTION

3.1 EQUIPMENT INSTALLATION

- A. Comply with NFPA72 for installation of fire-alarm equipment.
- B. Equipment Mounting: Install fire-alarm control unit on finished floor with tops of cabinets not more than 72 inches above the finished floor.
- C. Connecting to Existing Equipment: Verify that existing fire-alarm system is operational before making changes or connections.
 - 1. Connect new equipment to existing control panel in existing part of the building.
 - 2. Connect new equipment to existing monitoring equipment at the supervising station.
 - 3. Expand, modify, and supplement existing [control] [monitoring] equipment as necessary to extend existing [control] [monitoring] functions to the new points. New components shall be capable of merging with existing configuration without degrading the performance of either system.
- D. Smoke- or Heat-Detector Spacing:
 - 1. Comply with NFPA72, "Smoke-Sensing Fire Detectors" Section in the "Initiating Devices" Chapter, for smoke-detector spacing.
 - 2. Comply with NFPA72, "Heat-Sensing Fire Detectors" Section in the "Initiating Devices" Chapter, for heat-detector spacing.
 - 3. Smooth ceiling spacing shall not exceed 30 feet.
 - 4. Spacing of detectors for irregular areas, for irregular ceiling construction, and for high ceiling areas shall be determined according to Appendix A [or Appendix B] in NFPA 72.
 - 5. HVAC: Locate detectors not closer than [3 feet] [5 feet] from air-supply diffuser or return-air opening.
 - 6. Lighting Fixtures: Locate detectors not closer than 12 inches from any part of a lighting fixture.
- E. Duct Smoke Detectors: Comply with NFPA72 and NFPA90A. Install sampling tubes so they extend the full width of duct.
- F. Heat Detectors in Elevator Shafts: Coordinate temperature rating and location with sprinkler rating and location.
- G. Single-Station Smoke Detectors: Where more than one smoke alarm is installed within a dwelling or suite, they shall be connected so that the operation of any smoke alarm causes the alarm in all smoke alarms to sound.
- H. Notification Appliance Devices: Install between 80 and 96 inches on the wall.
- I. Fire-Alarm Control Unit: Surface mounted, with tops of cabinets not more than 72 inches above the finished floor.
- J. Annunciator: Install with top of panel not more than 56 inches above the finished floor.

3.2 CONNECTIONS

- A. For fire-protection systems related to doors in fire-rated walls and partitions and to doors in smoke partitions, comply with requirements in Division 8 Section "Door Hardware." Connect hardware and devices to fire-alarm system.
 - 1. Verify that hardware and devices are NRTL listed for use with fire-alarm system in this Section before making connections.
- B. Make addressable connections with a supervised interface device to the following devices and systems. Install the interface device less than 3 feet from the device controlled. Make an addressable confirmation connection when such feedback is available at the device or system being controlled.
 - 1. Smoke dampers in air ducts of designated air-conditioning duct systems.
 - 2. Alarm-initiating connection to elevator recall system and components.
 - 3. Alarm-initiating connection to activate emergency lighting control.
 - 4. Alarm-initiating connection to activate emergency shutoffs for gas and fuel supplies.
 - 5. Supervisory connections at valve supervisory switches.
 - 6. Supervisory connections at low-air-pressure switch of each dry-pipe sprinkler system.
 - 7. Supervisory connections at elevator shunt trip breaker.
 - 8. Supervisory connections at fire-pump power failure including a dead-phase or phase-reversal condition.
 - 9. Supervisory connections at fire-pump engine control panel.

3.3 IDENTIFICATION

- A. Identify system components, wiring, cabling, and terminals. Comply with requirements for identification specified in Division 16 Section "Electrical Identification."
- B. Install framed instructions in a location visible from fire-alarm control unit.
- C. All initiating devices shall have bar code label installed visibly on the device. This bar code shall be used for digital inspection of the fire alarm system using Building Reports.Com.

3.4 GROUNDING

- A. Ground fire-alarm control unit and associated circuits; comply with IEEE 1100. Install a ground wire from main service ground to fire-alarm control unit.

3.5 FIELD QUALITY CONTROL

- A. Field tests shall be witnessed by Architect, Engineer and authorities having jurisdiction.
- B. Manufacturer's Field Service: Engage a factory-authorized service representative to inspect, test, and adjust components, assemblies, and equipment installations, including connections.
- C. Perform tests and inspections.
 - 1. Manufacturer's Field Service: Engage a factory-authorized service representative to inspect components, assemblies, and equipment installations, including connections, and to assist in testing.

D. Tests and Inspections:

1. Visual Inspection: Conduct visual inspection prior to testing.
 - a. Inspection shall be based on completed Record Drawings and system documentation that is required by NFPA72 in its "Completion Documents, Preparation" Table in the "Documentation" Section of the "Fundamentals of Fire Alarm Systems" Chapter.
 - b. Comply with "Visual Inspection Frequencies" Table in the "Inspection" Section of the "Inspection, Testing and Maintenance" Chapter in NFPA72; retain the "Initial/Reacceptance" column and list only the installed components.
 2. System Testing: Comply with "Test Methods" Table in the "Testing" Section of the "Inspection, Testing and Maintenance" Chapter in NFPA72.
 3. Test audible appliances for the public operating mode according to manufacturer's written instructions. Perform the test using a portable sound-level meter complying with Type 2 requirements in ANSI S1.4.
 4. Test audible appliances for the private operating mode according to manufacturer's written instructions.
 5. Test visible appliances for the public operating mode according to manufacturer's written instructions.
 6. Factory-authorized service representative shall prepare the "Fire Alarm System Record of Completion" in the "Documentation" Section of the "Fundamentals of Fire Alarm Systems" Chapter in NFPA72 and the "Inspection and Testing Form" in the "Records" Section of the "Inspection, Testing and Maintenance" Chapter in NFPA72.
- E. Reacceptance Testing: Perform reacceptance testing to verify the proper operation of added or replaced devices and appliances.
- F. Fire-alarm system will be considered defective if it does not pass tests and inspections.
- G. Prepare test and inspection reports.
- H. Maintenance Test and Inspection: Perform tests and inspections listed for weekly, monthly, quarterly, and semiannual periods. Use forms developed for initial tests and inspections.
- I. Annual Test and Inspection: During the warranty period, each year test fire-alarm system complying with visual and testing inspection requirements in NFPA72. Use forms developed for initial tests and inspections.
- J. Detector Sensitivity Testing: During the warranty period, each year the contractor is to perform detector sensitivity testing and provide report to the Owner. Unless, the system is UL Listed to perform automatic sensitivity testing without any manual intervention and should detector fall outside of sensitivity window, the system will automatically indicated a devices trouble. A copy of UL letter is to be provided as proof of system operation

3.6 DEMONSTRATION

- A. Engage a factory-authorized service representative to train Owner's maintenance personnel to adjust, operate, and maintain fire-alarm system.

END OF SECTION 16721

State of West Virginia
Department of Administration

General Services Division
GSD126418 Bldg 86 Fire Alarm

GSD126418 Attachment G: Bid Form

Bidder's Company Name: Plateau Electric Inc

Bidder's Address: P.O. Box 39
Scarbro WV 25917

Remittance Address: _____
(if different)

Phone Number: 304-465-0947

Fax Number: 304-465-0948

Email Address: ? rodapei@shentel.net

WV Contractor's License Number: WV 033642

We, the undersigned, having examined the site and being familiar with the local conditions affecting the cost of the work and also being familiar with the general conditions to bidders, drawings, and specifications, hereby propose to furnish all materials, equipment, and labor to complete all work in a workmanlike manner, as described in the Bidding Documents.

TOTAL CONTRACT BID (Total to be written in words and numbers)

Eighty Five Thousand and ⁰⁰/₁₀₀
(\$ 85,000⁰⁰)

State of West Virginia
Department of Administration

General Services Division
GSD126418 Bldg 86 Fire Alarm

References

Reference Name: Brian Carney
Position: Engineer
Address: 334 4th Ave South Charleston WV
Telephone Number: 304 558-3397
Project Name: Hawks Nest State Park
Project Description: New F/A System

Reference Name: William Kelly
Position: Director
Address: 340B Prince Street Beckley WV
Telephone Number: 304 256-1763
Project Name: Beckley Youth Museum
Project Description: New F/A System

Reference Name: George Bossie
Position: Maintenance Director
Address: 619 2nd Ave Montgomery WV
Telephone Number: 304-734-6663
Project Name: Bridgmont College Bld 704 Renovation
Project Description: Bld 704 Renovation new Electrical + F/A

Western Surety Company

POWER OF ATTORNEY - CERTIFIED COPY

Bond No. 71238199

Know All Men By These Presents, that WESTERN SURETY COMPANY, a corporation duly organized and existing under the laws of the State of South Dakota, and having its principal office in Sioux Falls, South Dakota (the "Company"), does by these presents make, constitute and appoint Robin C. Chapman

its true and lawful attorney(s)-in-fact, with full power and authority hereby conferred, to execute, acknowledge and deliver for and on its behalf as Surety, bonds for:

Principal: Plateau Electric, Inc.

Obligee: State of West Virginia

Amount: \$500,000.00

and to bind the Company thereby as fully and to the same extent as if such bonds were signed by the Senior Vice President, sealed with the corporate seal of the Company and duly attested by its Secretary, hereby ratifying and confirming all that the said attorney(s)-in-fact may do within the above stated limitations. Said appointment is made under and by authority of the following bylaw of Western Surety Company which remains in full force and effect.

"Section 7. All bonds, policies, undertakings, Powers of Attorney or other obligations of the corporation shall be executed in the corporate name of the Company by the President, Secretary, any Assistant Secretary, Treasurer, or any Vice President or by such other officers as the Board of Directors may authorize. The President, any Vice President, Secretary, any Assistant Secretary, or the Treasurer may appoint Attorneys in Fact or agents who shall have authority to issue bonds, policies, or undertakings in the name of the Company. The corporate seal is not necessary for the validity of any bonds, policies, undertakings, Powers of Attorney or other obligations of the corporation. The signature of any such officer and the corporate seal may be printed by facsimile."

All authority hereby conferred shall expire and terminate, without notice, unless used before midnight of May 29, 2012, but until such time shall be irrevocable and in full force and effect.


In Witness Whereof, Western Surety Company has caused these presents to be signed by its Senior Vice President, Paul T. Bruflat, and its corporate seal to be affixed this 29th day of February, 2012.



WESTERN SURETY COMPANY
Paul T. Bruflat
Paul T. Bruflat, Senior Vice President

STATE OF SOUTH DAKOTA }
COUNTY OF MINNEHAHA } ss

On this 29th day of February, in the year 2012, before me, a notary public, personally appeared Paul T. Bruflat, who being to me duly sworn, acknowledged that he signed the above Power of Attorney as the aforesaid officer of WESTERN SURETY COMPANY and acknowledged said instrument to be the voluntary act and deed of said corporation.



D. Krell
Notary Public - South Dakota

I the undersigned officer of Western Surety Company, a stock corporation of the State of South Dakota, do hereby certify that the attached Power of Attorney is in full force and effect and is irrevocable, and furthermore, that Section 7 of the bylaws of the Company as set forth in the Power of Attorney is now in force.

In testimony whereof, I have hereunto set my hand and seal of Western Surety Company this 29th day of February, 2012.

WESTERN SURETY COMPANY
Paul T. Bruflat
Paul T. Bruflat, Senior Vice President

ACKNOWLEDGMENT OF SURETY

STATE OF West Virginia
COUNTY OF Fayette } ss

(Attorney-in-Fact)

Bond No. 71238199


On this 29th day of February, 2012, before me, a notary public in and for said County, personally appeared Robin C. Chapman to me personally known and being by me duly sworn, did say, that he is the Attorney-in-Fact of WESTERN SURETY COMPANY, a corporation of Sioux Falls, South Dakota, created, organized and existing under and by virtue of the laws of the State of South Dakota, that the said instrument was executed on behalf of the said corporation by authority of its Board of Directors and that the said Robin C. Chapman acknowledges said instrument to be the free act and deed of said corporation and that he has authority to sign said instrument without affixing the corporate seal of said corporation.

IN WITNESS WHEREOF, I have hereunto subscribed my name and affixed my official seal at Oak Hill, West Virginia, the day and year last above written.

My commission expires February 28 2016

Connie S. Forren

Notary Public



BID BOND

KNOW ALL MEN BY THESE PRESENTS, That we, the undersigned, Plateau Electric Inc
of Scarbore WV, as Principal, and Western Surety
of minnehaha SD, a corporation organized and existing under the laws of the State of SD
with its principal office in the City of Sidoux Falls, as Surety, are held and firmly bound unto the State
of West Virginia, as Obligee, in the penal sum of 5% of Bid Amount \$4250 for the payment of which,
well and truly to be made, we jointly and severally bind ourselves, our heirs, administrators, executors, successors and assigns.

The Condition of the above obligation is such that whereas the Principal has submitted to the Purchasing Section of the
Department of Administration a certain bid or proposal, attached hereto and made a part hereof, to enter into a contract in writing for
Install new fire Alarm system In Bld 86

NOW THEREFORE,

- (a) If said bid shall be rejected, or
- (b) If said bid shall be accepted and the Principal shall enter into a contract in accordance with the bid or proposal attached hereto and shall furnish any other bonds and insurance required by the bid or proposal, and shall in all other respects perform the agreement created by the acceptance of said bid, then this obligation shall be null and void, otherwise this obligation shall remain in full force and effect. It is expressly understood and agreed that the liability of the Surety for any and all claims hereunder shall, in no event, exceed the penal amount of this obligation as herein stated.

The Surety, for the value received, hereby stipulates and agrees that the obligations of said Surety and its bond shall be in no way impaired or affected by any extension of the time within which the Obligee may accept such bid, and said Surety does hereby waive notice of any such extension.

IN WITNESS WHEREOF, Principal and Surety have hereunto set their hands and seals, and such of them as are corporations have caused their corporate seals to be affixed hereunto and these presents to be signed by their proper officers, this

29 day of February, 2012

Principal Corporate Seal

PLATEAU ELECTRIC INC.
Rodney L. Toney
(Name of Principal)

By [Signature]
(Must be President or Vice President)

President
(Title)

Surety Corporate Seal

Western Surety Co.
(Name of Surety)

[Signature]
Attorney-in-Fact

IMPORTANT – Surety executing bonds must be licensed in West Virginia to transact surety insurance. Raised corporate seals must be affixed, a power of attorney must be attached.



State of West Virginia
DRUG FREE WORKPLACE CONFORMANCE AFFIDAVIT
West Virginia Code §21-1D-5

STATE OF WV

COUNTY OF Wayne, TO-WIT:

I, Rodney L Toney, after being first duly sworn, depose and state as follows:

- 1. I am an employee of Plateau Electric; and,
(Company Name)
- 2. I do hereby attest that Plateau Electric
(Company Name)

maintains a valid written drug free workplace policy and that such policy is in compliance with **West Virginia Code** §21-1D-5.


The above statements are sworn to under the penalty of perjury.

Plateau Electric
(Company Name)

By: [Signature]

Title: President

Date: 2/29/2012



Taken, subscribed and sworn to before me this 29 day of Feb 2012

By Commission expires 6/7/15

(Seal)

[Signature]
(Notary Public)

THIS AFFIDAVIT MUST BE SUBMITTED WITH THE BID IN ORDER TO COMPLY WITH WV CODE PROVISIONS. FAILURE TO INCLUDE THE AFFIDAVIT WITH THE BID SHALL RESULT IN DISQUALIFICATION OF THE BID.

STATE OF WEST VIRGINIA
Purchasing Division

PURCHASING AFFIDAVIT

West Virginia Code §5A-3-10a states: No contract or renewal of any contract may be awarded by the state or any of its political subdivisions to any vendor or prospective vendor when the vendor or prospective vendor or a related party to the vendor or prospective vendor is a debtor and the debt owed is an amount greater than one thousand dollars in the aggregate.

DEFINITIONS:

"Debt" means any assessment, premium, penalty, fine, tax or other amount of money owed to the state or any of its political subdivisions because of a judgment, fine, permit violation, license assessment, defaulted workers' compensation premium, penalty or other assessment presently delinquent or due and required to be paid to the state or any of its political subdivisions, including any interest or additional penalties accrued thereon.

"Debtor" means any individual, corporation, partnership, association, limited liability company or any other form or business association owing a debt to the state or any of its political subdivisions. "Political subdivision" means any county commission; municipality; county board of education; any instrumentality established by a county or municipality; any separate corporation or instrumentality established by one or more counties or municipalities, as permitted by law; or any public body charged by law with the performance of a government function or whose jurisdiction is coextensive with one or more counties or municipalities. "Related party" means a party, whether an individual, corporation, partnership, association, limited liability company or any other form or business association or other entity whatsoever, related to any vendor by blood, marriage, ownership or contract through which the party has a relationship of ownership or other interest with the vendor so that the party will actually or by effect receive or control a portion of the benefit, profit or other consideration from performance of a vendor contract with the party receiving an amount that meets or exceed five percent of the total contract amount.

EXCEPTION: The prohibition of this section does not apply where a vendor has contested any tax administered pursuant to chapter eleven of this code, workers' compensation premium, permit fee or environmental fee or assessment and the matter has not become final or where the vendor has entered into a payment plan or agreement and the vendor is not in default of any of the provisions of such plan or agreement.

Under penalty of law for false swearing (*West Virginia Code §61-5-3*), it is hereby certified that the vendor affirms and acknowledges the information in this affidavit and is in compliance with the requirements as stated.

WITNESS THE FOLLOWING SIGNATURE

Vendor's Name: Plateau Electric Inc

Authorized Signature: [Signature] Date: 2/29/2012

State of WV

County of Jayette, to-wit:

Taken, subscribed, and sworn to before me this 29 day of Feb, 2012

My Commission expires 4/7/12, 20 .

AFFIX SEAL HERE

NOTARY PUBLIC Jennifer L. Toney

