



State of West Virginia  
Department of Administration  
Purchasing Division  
2019 Washington Street East  
Post Office Box 50130  
Charleston, WV 25305-0130

## Request for Quotation

RFQ NUMBER

DNR212127

PAGE

1

ADDRESS CORRESPONDENCE TO ATTENTION OF:

FRANK WHITTAKER  
304-558-2316

\*709043751 304-366-4690

MIDDLETOWN TRACTOR SALES  
2050 BOYERS DR

FAIRMONT WV 26554

DIVISION OF NATURAL RESOURCES  
WATOOGA STATE PARK  
ATTN: PARK SUPERINTENDENT  
HC82, BOX 252  
MARLINTON, WV  
24954-9550 799-4087

DATE PRINTED	TERMS OF SALE	SHIP VIA	F.O.B.	FREIGHT TERMS		
04/11/2012	Net 30 Days	Our Truck	Destination	Pre-Paid		
BID OPENING DATE: 05/09/2012		BID OPENING TIME 01:30PM				
LINE	QUANTITY	UOP	CAT NO	ITEM NUMBER	UNIT PRICE	AMOUNT
0001	EA			020-89		
	1					
TRACTORS, FARM, WHEEL TYPE						
THE WEST VIRGINIA PURCHASING DIVISION, FOR THE AGENCY, THE WEST VIRGINIA DIVISION OF NATURAL RESOURCES, IS SOLICITING BIDS FROM RESPONSIBLE VENDORS OT PROVIDE A FARM TRACTOR FOR THE GREENBRIER RIVER TRAIL PER THE ATTACHED SPECIFICATIONS.						
ALL TECHNICAL QUESTIONS MUST BE SUBMITTED IN WRITING TO FRANK WHITTAKER IN THE WV PURCHASING DIVISION VIA EMAIL AT FRANK.M.WHITTAKER@WV.GOV OR VIA FAX AT 304-558-4115. DEADLINE FOR ALL TECHNICAL QUESTIONS IS 04/24/2012 AT 4:00 PM. ALL TECHNICAL QUESTIONS WILL BE ADDRESSED BY ADDENDUM AFTER THE DEADLINE.						
BANKRUPTCY: IN THE EVENT THE VENDOR/CONTRACTOR FILES FOR BANKRUPTCY PROTECTION, THE STATE MAY DEEM THE CONTRACT NULL AND VOID, AND TERMINATE SUCH CONTRACT WITHOUT FURTHER ORDER.						
THE MODEL/BRAND/SPECIFICATIONS NAMED HEREIN ESTABLISH THE ACCEPTABLE LEVEL OF QUALITY ONLY AND ARE NOT INTENDED TO REFLECT A PREFERENCE OR FAVOR ANY PARTICULAR BRAND OR VENDOR. VENDORS WHO ARE BIDDING ALTERNATES SHOULD SO STATE AND INCLUDE PERTINENT LITERATURE AND SPECIFICATIONS. FAILURE TO PROVIDE INFORMATION FOR ANY ALTERNATES MAY BE GROUNDS FOR REJECTION OF THE BID. THE STATE RESERVES THE RIGHT TO WAIVE MINOR IRREGULARITIES IN BIDS OR SPECIFICATIONS IN ACCORDANCE WITH SECTION 148-1-4 (F) OF THE WEST						
SEE REVERSE SIDE FOR TERMS AND CONDITIONS						
SIGNATURE		TELEPHONE		DATE		
		304-366-4690 (Ext. 242)		27 April 2012		
TITLE		FEIN		ADDRESS CHANGES TO BE NOTED ABOVE		
Sales Consultant		55-054-7175				

WHEN RESPONDING TO RFQ, INSERT NAME AND ADDRESS IN SPACE ABOVE LABELED 'VENDOR'

RECEIVED

2012 APR 30 AM 9:37

WV PURCHASING  
DIVISION

## GENERAL TERMS & CONDITIONS REQUEST FOR QUOTATION (RFQ) AND REQUEST FOR PROPOSAL (RFP)

1. Awards will be made in the best interest of the State of West Virginia.
2. The State may accept or reject in part, or in whole, any bid.
3. Prior to any award, the apparent successful vendor must be properly registered with the Purchasing Division and have paid the required \$125 fee.
4. All services performed or goods delivered under State Purchase Order/Contracts are to be continued for the term of the Purchase Order/Contracts, contingent upon funds being appropriated by the Legislature or otherwise being made available. In the event funds are not appropriated or otherwise available for these services or goods this Purchase Order/Contract becomes void and of no effect after June 30.
5. Payment may only be made after the delivery and acceptance of goods or services.
6. Interest may be paid for late payment in accordance with the *West Virginia Code*.
7. Vendor preference will be granted upon written request in accordance with the *West Virginia Code*.
8. The State of West Virginia is exempt from federal and state taxes and will not pay or reimburse such taxes.
9. The Director of Purchasing may cancel any Purchase Order/Contract upon 30 days written notice to the seller.
10. The laws of the State of West Virginia and the *Legislative Rules* of the Purchasing Division shall govern the purchasing process.
11. Any reference to automatic renewal is hereby deleted. The Contract may be renewed only upon mutual written agreement of the parties.
12. **BANKRUPTCY:** In the event the vendor/contractor files for bankruptcy protection, the State may deem this contract null and void, and terminate such contract without further order.
13. **HIPAA BUSINESS ASSOCIATE ADDENDUM:** The West Virginia State Government HIPAA Business Associate Addendum (BAA), approved by the Attorney General, is available online at [www.state.wv.us/admin/purchase/vrc/hipaa.html](http://www.state.wv.us/admin/purchase/vrc/hipaa.html) and is hereby made part of the agreement provided that the Agency meets the definition of a Cover Entity (45 CFR §160.103) and will be disclosing Protected Health Information (45 CFR §160.103) to the vendor.
14. **CONFIDENTIALITY:** The vendor agrees that he or she will not disclose to anyone, directly or indirectly, any such personally identifiable information or other confidential information gained from the agency, unless the individual who is the subject of the information consents to the disclosure in writing or the disclosure is made pursuant to the agency's policies, procedures, and rules. Vendor further agrees to comply with the Confidentiality Policies and Information Security Accountability Requirements, set forth in <http://www.state.wv.us/admin/purchase/privacy/noticeConfidentiality.pdf>.
15. **LICENSING:** Vendors must be licensed and in good standing in accordance with any and all state and local laws and requirements by any state or local agency of West Virginia, including, but not limited to, the West Virginia Secretary of State's Office, the West Virginia Tax Department, and the West Virginia Insurance Commission. The vendor must provide all necessary releases to obtain information to enable the director or spending unit to verify that the vendor is licensed and in good standing with the above entities.
16. **ANTITRUST:** In submitting a bid to any agency for the State of West Virginia, the bidder offers and agrees that if the bid is accepted the bidder will convey, sell, assign or transfer to the State of West Virginia all rights, title and interest in and to all causes of action it may now or hereafter acquire under the antitrust laws of the United States and the State of West Virginia for price fixing and/or unreasonable restraints of trade relating to the particular commodities or services purchased or acquired by the State of West Virginia. Such assignment shall be made and become effective at the time the purchasing agency tenders the initial payment to the bidder.

I certify that this bid is made without prior understanding, agreement, or connection with any corporation, firm, limited liability company, partnership, or person or entity submitting a bid for the same material, supplies, equipment or services and is in all respects fair and without collusion or Fraud. I further certify that I am authorized to sign the certification on behalf of the bidder or this bid.

### INSTRUCTIONS TO BIDDERS

1. Use the quotation forms provided by the Purchasing Division. Complete all sections of the quotation form.
2. Items offered must be in compliance with the specifications. Any deviation from the specifications must be clearly indicated by the bidder. Alternates offered by the bidder as **EQUAL** to the specifications must be clearly defined. A bidder offering an alternate should attach complete specifications and literature to the bid. The Purchasing Division may waive minor deviations to specifications.
3. Unit prices shall prevail in case of discrepancy. All quotations are considered F.O.B. destination unless alternate shipping terms are clearly identified in the quotation.
4. All quotations must be delivered by the bidder to the office listed below prior to the date and time of the bid opening. Failure of the bidder to deliver the quotations on time will result in bid disqualifications: Department of Administration, Purchasing Division, 2019 Washington Street East, P.O. Box 50130, Charleston, WV 25305-0130
5. Communication during the solicitation, bid, evaluation or award periods, except through the Purchasing Division, is strictly prohibited (W.Va. C.S.R. §148-1-6.6).



State of West Virginia  
Department of Administration  
Purchasing Division  
2019 Washington Street East  
Post Office Box 50130  
Charleston, WV 25305-0130

## Request for Quotation

RFQ NUMBER

DNR212127

PAGE

2

ADDRESS CORRESPONDENCE TO ATTENTION OF:

FRANK WHITTAKER  
304-558-2316

\*709043751 304-366-4690

MIDDLETOWN TRACTOR SALES  
2050 BOYERS DR

FAIRMONT WV 26554

V  
E  
N  
D  
O  
R

DIVISION OF NATURAL RESOURCES  
WATOOGA STATE PARK  
ATTN: PARK SUPERINTENDENT  
HC82, BOX 252  
MARLINTON, WV  
24954-9550 799-4087

S  
H  
I  
P  
T  
O

DATE PRINTED	TERMS OF SALE	SHIP VIA	F.O.B.	FREIGHT TERMS
04/11/2012				
BID OPENING DATE: 05/09/2012		BID OPENING TIME 01:30PM		

LINE	QUANTITY	UOP	CAT NO	ITEM NUMBER	UNIT PRICE	AMOUNT
VIRGINIA LEGISLATIVE RULES AND REGULATIONS.						
NOTICE						
A SIGNED BID MUST BE SUBMITTED TO:						
DEPARTMENT OF ADMINISTRATION PURCHASING DIVISION BUILDING 15 2019 WASHINGTON STREET, EAST CHARLESTON, WV 25305-0130						
THE BID SHOULD CONTAIN THIS INFORMATION ON THE FACE OF THE ENVELOPE OR THE BID MAY NOT BE CONSIDERED:						
SEALED BID						
BUYER: 44						
RFQ. NO.: DNR212127						
BID OPENING DATE: 05/09/2012						
BID OPENING TIME: 1:30 PM						
PLEASE PROVIDE A FAX NUMBER IN CASE IT IS NECESSARY TO CONTACT YOU REGARDING YOUR BID:						
304-366-4698						
-----						

SEE REVERSE SIDE FOR TERMS AND CONDITIONS

SIGNATURE	TELEPHONE	DATE
TITLE	FEIN	ADDRESS CHANGES TO BE NOTED ABOVE

WHEN RESPONDING TO RFQ, INSERT NAME AND ADDRESS IN SPACE ABOVE LABELED 'VENDOR'



State of West Virginia  
Department of Administration  
Purchasing Division  
2019 Washington Street East  
Post Office Box 50130  
Charleston, WV 25305-0130

## Request for Quotation

RFQ NUMBER

DNR212127

PAGE

3

ADDRESS CORRESPONDENCE TO ATTENTION OF:

FRANK WHITTAKER  
304-558-2316

\*709043751 304-366-4690

MIDDLETOWN TRACTOR SALES  
2050 BOYERS DR

FAIRMONT WV 26554

V  
E  
N  
D  
O  
R

DIVISION OF NATURAL RESOURCES  
WATOGA STATE PARK  
ATTN: PARK SUPERINTENDENT  
HC82, BOX 252  
MARLINTON, WV  
24954-9550 799-4087

S  
H  
I  
P  
T  
O

DATE PRINTED	TERMS OF SALE	SHIP VIA	F.O.B.	FREIGHT TERMS
04/11/2012				
BID OPENING DATE: 05/09/2012		BID OPENING TIME 01:30PM		

LINE	QUANTITY	UOP	CAT NO	ITEM NUMBER	UNIT PRICE	AMOUNT
CONTACT PERSON (PLEASE PRINT CLEARLY):						
----- Phillip A. Cottrille -----						
***** THIS IS THE END OF RFQ DNR212127 ***** TOTAL: _____						
SEE REVERSE SIDE FOR TERMS AND CONDITIONS						

SIGNATURE	TELEPHONE	DATE
TITLE	FEIN	ADDRESS CHANGES TO BE NOTED ABOVE

WHEN RESPONDING TO RFQ, INSERT NAME AND ADDRESS IN SPACE ABOVE LABELED 'VENDOR'



## TRACTOR SPECIFICATIONS

DNR212127

Massey Ferguson Tractor Model 1660 (60 HP 4x4 farm tractor) or equal:

Engine: Gross HP 60 minimum with PTO; 4 Cylinder; with minimum of 13 Gallon fuel tank.

Automatic clutch transmission.

Wet disc brakes.

PTO: Independent 540

Hydraulics: 17.7 Total gpm flow; 3 Spool rear auxiliary.

Bar tread (ag) tires w/antifreeze fluid.

Full climate controlled cab enclosure.

3 Point Hitch: Category II with 540 PTO; Lift capacity 3,748 minimum; Telescopic bar stabilizers and link ends.

All freight or delivery charges must be included in the price of the tractor.

Delivery must be made within thirty (30) days of purchase order award.

Tractor is to be delivered to:

Watoga State Park

HC 82, Box 252

Marlinton, WV 24954-9550

Watoga Maintenance Area, Beaver Creek Campground, Beaver Creek Road

DNR212127

## Manufacturer's Sheet

Please complete the below information concerning the brand(s) of equipment being bid in relation to this project. If bidding "or equal" brands, please attach manufacturer's literature documenting that it meets the mandatory requirements stated in the specifications. Vendors should note the areas of the provided manufacturer's literature that adheres to the mandatory requirements outlined in the Request for Quotation.

Item	Equipment	Manufacturer	Model
1	Massey Ferguson Tractor Model 1660 or equal	John Deere	4520

## ALTERNATE BID:

1	John Deere 5083E LTD Tractor	John deere	5083E
---	---------------------------------	------------	-------

DNR212127  
PRICING SHEET

ITEM NO.	QUANTITY	ITEM DESCRIPTION	UNIT PRICE	AMOUNT
1	1	Massey Ferguson Tractor Model 1660 or equal		
1	1	John deere 4520 Tractor	\$32,411.16	\$32,411.16
TOTALS				

ALTERNATE BID:

1	1	John Deere 5083E LTD Tractor	\$37,500.66	\$37,500.66
---	---	---------------------------------	-------------	-------------

Rev. 09/08

## State of West Virginia

# VENDOR PREFERENCE CERTIFICATE

Certification and application\* is hereby made for Preference in accordance with **West Virginia Code, §5A-3-37**. (Does not apply to construction contracts). **West Virginia Code, §5A-3-37**, provides an opportunity for qualifying vendors to request (at the time of bid) preference for their residency status. Such preference is an evaluation method only and will be applied only to the cost bid in accordance with the **West Virginia Code**. This certificate for application is to be used to request such preference. The Purchasing Division will make the determination of the Resident Vendor Preference, if applicable.

1. **Application is made for 2.5% resident vendor preference for the reason checked:**  
☐ Bidder is an individual resident vendor and has resided continuously in West Virginia for four (4) years immediately preceding the date of this certification; **or**,  
☒ Bidder is a partnership, association or corporation resident vendor and has maintained its headquarters or principal place of business continuously in West Virginia for four (4) years immediately preceding the date of this certification; **or** 80% of the ownership interest of Bidder is held by another individual, partnership, association or corporation resident vendor who has maintained its headquarters or principal place of business continuously in West Virginia for four (4) years immediately preceding the date of this certification; **or**,  
☐ Bidder is a nonresident vendor which has an affiliate or subsidiary which employs a minimum of one hundred state residents and which has maintained its headquarters or principal place of business within West Virginia continuously for the four (4) years immediately preceding the date of this certification; **or**,
2. **Application is made for 2.5% resident vendor preference for the reason checked:**  
☒ Bidder is a resident vendor who certifies that, during the life of the contract, on average at least 75% of the employees working on the project being bid are residents of West Virginia who have resided in the state continuously for the two years immediately preceding submission of this bid; **or**,
3. **Application is made for 2.5% resident vendor preference for the reason checked:**  
☐ Bidder is a nonresident vendor employing a minimum of one hundred state residents or is a nonresident vendor with an affiliate or subsidiary which maintains its headquarters or principal place of business within West Virginia employing a minimum of one hundred state residents who certifies that, during the life of the contract, on average at least 75% of the employees or Bidder's affiliate's or subsidiary's employees are residents of West Virginia who have resided in the state continuously for the two years immediately preceding submission of this bid; **or**,
4. **Application is made for 5% resident vendor preference for the reason checked:**  
☒ Bidder meets either the requirement of both subdivisions (1) and (2) or subdivision (1) and (3) as stated above; **or**,
5. **Application is made for 3.5% resident vendor preference who is a veteran for the reason checked:**  
☐ Bidder is an individual resident vendor who is a veteran of the United States armed forces, the reserves or the National Guard and has resided in West Virginia continuously for the four years immediately preceding the date on which the bid is submitted; **or**,
6. **Application is made for 3.5% resident vendor preference who is a veteran for the reason checked:**  
☐ Bidder is a resident vendor who is a veteran of the United States armed forces, the reserves or the National Guard, if, for purposes of producing or distributing the commodities or completing the project which is the subject of the vendor's bid and continuously over the entire term of the project, on average at least seventy-five percent of the vendor's employees are residents of West Virginia who have resided in the state continuously for the two immediately preceding years.

Bidder understands if the Secretary of Revenue determines that a Bidder receiving preference has failed to continue to meet the requirements for such preference, the Secretary may order the Director of Purchasing to: (a) reject the bid; or (b) assess a penalty against such Bidder in an amount not to exceed 5% of the bid amount and that such penalty will be paid to the contracting agency or deducted from any unpaid balance on the contract or purchase order.

By submission of this certificate, Bidder agrees to disclose any reasonably requested information to the Purchasing Division and authorizes the Department of Revenue to disclose to the Director of Purchasing appropriate information verifying that Bidder has paid the required business taxes, provided that such information does not contain the amounts of taxes paid nor any other information deemed by the Tax Commissioner to be confidential.

Under penalty of law for false swearing (**West Virginia Code, §61-5-3**), Bidder hereby certifies that this certificate is true and accurate in all respects; and that if a contract is issued to Bidder and if anything contained within this certificate changes during the term of the contract, Bidder will notify the Purchasing Division in writing immediately.

Bidder: Middletown Tractor Sales

Signed: 

Date: 27 April 2012

Title: Sales Consultant

\*Check any combination of preference consideration(s) indicated above, which you are entitled to receive.



RFQ No. DNR-212127STATE OF WEST VIRGINIA  
Purchasing Division**PURCHASING AFFIDAVIT**

**West Virginia Code §5A-3-10a states:** No contract or renewal of any contract may be awarded by the state or any of its political subdivisions to any vendor or prospective vendor when the vendor or prospective vendor or a related party to the vendor or prospective vendor is a debtor and the debt owned is an amount greater than one thousand dollars in the aggregate

**DEFINITIONS:**

"Debt" means any assessment, premium, penalty, fine, tax or other amount of money owed to the state or any of its political subdivisions because of a judgment, fine, permit violation, license assessment, defaulted workers' compensation premium, penalty or other assessment presently delinquent or due and required to be paid to the state or any of its political subdivisions, including any interest or additional penalties accrued thereon.

"Debtor" means any individual, corporation, partnership, association, Limited Liability Company or any other form or business association owing a debt to the state or any of its political subdivisions. "Political subdivision" means any county commission; municipality; county board of education; any instrumentality established by a county or municipality; any separate corporation or instrumentality established by one or more counties or municipalities, as permitted by law; or any public body charged by law with the performance of a government function or whose jurisdiction is coextensive with one or more counties or municipalities. "Related party" means a party, whether an individual, corporation, partnership, association, limited liability company or any other form or business association or other entity whatsoever, related to any vendor by blood, marriage, ownership or contract through which the party has a relationship of ownership or other interest with the vendor so that the party will actually or by effect receive or control a portion of the benefit, profit or other consideration from performance of a vendor contract with the party receiving an amount that meets or exceeds five percent of the total contract amount.


**EXCEPTION:** The prohibition of this section does not apply where a vendor has contested any tax administered pursuant to chapter eleven of this code, workers' compensation premium, permit fee or environmental fee or assessment and the matter has not become final or where the vendor has entered into a payment plan or agreement and the vendor is not in default of any of the provisions of such plan or agreement.

Under penalty of law for false swearing (*West Virginia Code §61-5-3*), it is hereby certified that the vendor affirms and acknowledges the information in this affidavit and is in compliance with the requirements as stated.

**WITNESS THE FOLLOWING SIGNATURE**Vendor's Name: Middletown Tractor SalesAuthorized Signature: [Signature] Date: 27 April 2012State of WVCounty of Taylor, to-wit:Taken, subscribed, and sworn to before me this 27 day of April, 2012.My Commission expires 9-30, 2019.


AFFIX SEAL HERE

NOTARY PUBLIC

[Signature: Beatrice K. Stevens]

# 5D • 5E • 5E Limited Tractors

45 – 101 Horsepower Utility Tractors



5D Series



5E Series



MIDDLETOWN TRACTOR SALES  
2050 BOYERS DRIVE  
FAIRMONT, WV 26554  
(304) 366-4690 OR 877-98 DEERE  
[www.middletowntractor.com](http://www.middletowntractor.com)

The 2012 John Deere 5E Limited Series



## 5D • 5E • 5E Limited Series The Easy Choice

Property owners, part-time producers, or anyone else looking for a reliable, hard-working tractor – make the easy choice: the John Deere 5D, 5E and new 2012 5E Limited Series machines. These tractors give you everything you need in a workhorse: proven-dependable components; solid, get-it-done performance across a range of jobs; compatibility with hundreds of John Deere and Frontier implements and attachments; and the support of one of the largest dealership networks in agricultural equipment.

Best of all, you can choose from nine models, ranging in horsepower from 45 to 101, and offering a variety of drive, transmission, and operator station configurations. Read on to learn more, then stop by your John Deere dealer for a demonstration.





## CONTENTS

Introduction .....	2-3
5E Limited Series .....	4-7
5D Series .....	8-11
5E Series .....	12-15
Attachments / Loaders .....	16-17
Specifications .....	18-19

## The 5D • 5E • 5E Limited Series

Model	Engine HP	PTO HP
5045D	45	37
5055D	55	45
5045E	45	37
5055E	55	45
5065E	65	53
5075E	75	61
5083E Limited	83	69
5093E Limited	93	79
5101E Limited	101	86



## The New 5E Limited Series

This might be the perfect utility tractor


With a redesigned, more ergonomically sound cab, re-engineered controls, new mechanical features, and a host of other improvements, you might be tempted to call the new 5E Limited Series 'the perfect utility tractors.' We won't argue.

Built to handle the tough jobs typical of dairies, municipalities, larger property-owner or smaller-scale farmers or ranchers, the new 5E Limited Series keeps all the same features that made it one of the most popular and capable utility tractors in its class: standard four-wheel drive. Standard independent PTO with fuel-saving Economy mode. Standard 12F/12R transmission with PowrReverser.™

But we didn't leave "good enough" alone. We've redesigned the control layout, making operation of critical functions like the PTO and four-wheel drive engagements, along with hitch and hydraulic actuations, easier and more comfortable. We've added more factory-installed comfort and convenience options, including the new air-suspension operator seat. The new wet PTO clutch gives you reduced maintenance time and expense, along with longer service life.




From pulling to planting to cutting to baling...with models available from 83 to 101 HP, the 5E Limited Series offers the highest levels of performance, capacity, and comfort. Hook up to one of the new H260 Loaders, and you have the power to lift more and higher than ever.




## Get comfortable in the re-designed cab

From re-located hitch and hydraulic controls to the new electrohydraulic PTO engagement to the optional factory-installed air-suspension seat, we've made the new 2012 5E Limited Series cab a convenient, comfortable place to spend a workday. Just look – the tilt steering wheel lets you find the perfect driving position, while the climate-control system keeps you comfortable year-round. The instrument panel gives you all the information, without overloading you with gauges. And there's plenty of glass area to give you a clean, clear view to the front, sides, and rear of the tractor.



New electrohydraulic PTO control is easy to reach, and easy to engage.



Order the optional factory-installed air-suspension operator seat, and you can dial in the perfect amount of 'give' in the seat suspension.

## The best value in utility tractors: The 5E Limited Series

Take a look at the 5E Limited Series utility tractors, and you'll be amazed at what your tractor dollar can buy.

Start with the heart – the 4-cylinder wet-sleeve John Deere PowerTech™ turbocharged diesel engine. Add the John Deere-designed and built 12F/12R PowrReverser™ transmission with electrohydraulic shuttle-shift capability. The wet clutch gives you oil-cooled, no-adjust reliability. Standard MFWD pulls you through mud, ruts, and slop... all while you sit in enclosed, climate-controlled comfort.

At the rear, the telescoping draft links combined with 3,213 pounds of hitch lift capacity make it easy to attach and lift hitch-mounted implements. Meanwhile, the hydraulic system can pump up to 15.9 gallons (US) per minute. With up to six available hydraulic remotes, you can attach just about any hydraulic implement.




The new 5E Limited Series tractors are compatible with the all-new H Series Loaders, giving you features like easy parking, optional mechanical self-leveling, concealed oil lines, single-point hydraulic connections, a lowered torque tube for increased visibility, and more. Don't need all the new features? The proven 553 Loaders fit perfectly with the new 2012 5E Limited Series, and are ideal for general-duty chores.



Stare down tough jobs and long days



From farm to work site, in any condition and with any attachment you can imagine, the 5E Limited Series can do the job.




Choose from three models

	5083E Limited	5093E Limited	5101E Limited
Engine	PowerTech 4045	PowerTech 4045	PowerTech 4045
Cylinders	4	4	4
Displacement, L	4.5	4.5	4.5
Engine HP*	83	93	101
PTO HP	69	79	86
Rated engine speed (rpm)	2400	2400	2400
Total hydraulic flow (gpm)	22.5	22.5	22.5
Drive configuration	MFWD	MFWD	MFWD

\*ISO 9718 EC.

## Dig deeper with the Tractor-Mounted Backhoe

The 5E Limited Series is compatible with the 595 Tractor-Mounted Backhoes, giving you the tools you need for lighter-duty construction work or planting larger landscape plants.





## The 5D Series: Simply perfect for property owners and smaller-scale producers

For proof that John Deere quality, performance, and reliability don't have to come at a premium price, take a look at the 5D Series Utility Tractors.

Perfect for property owners and smaller-scale farmers, the 5D Series Tractors are available in a 45- or 55-engine horsepower configuration, both with comfortable open operator stations (available in two-wheel drive only).


The standard 8F/4R transmission is partially synchronized for no-stop inline shuttle shifting between forward and reverse, and offers plenty of range for most medium-duty tasks. Meanwhile, the hydraulic system provides all the lifting power you need for basic work.

Attach any of the hundreds of rear implements with the standard rear three-point hitch and PTO, and you have the perfect utility tractor for your acreage or small farming or ranching operation.




Lifting, loading, digging, cutting, blading, seeding...the 5D Series Tractors, along with the hundreds of attachments and implements available from Frontier Equipment, can tackle all the basic chores, and maybe some you don't even know about yet. 5045D tractor shown with 512 Loader and Frontier RB2184 Rear Blade.

## Fits like a well-worn glove



The comfortable open operator station features color-coded controls: orange controls (shifter and throttle) govern movement of the tractor; black indicates hydraulic controls (loader joystick, hydraulic remotes), while yellow indicates controls for the PTO and implements.



## Tackle any chore you can dream of




The rear hitch on the 5D Series tractors gives you a hefty 2,810 pounds of lift capacity, while the hydraulic system pumps an impressive 17.4 total gallons (US) per minute. 5055D Tractor shown with 512 Loader and Frontier RT1173 Rotary Tiller (top); 5055D Tractor shown with 512 Loader and Frontier RC2084 Rotary Cutter.

## The 5D Series: Performance without worries

Work worry-free, weekend after weekend, knowing your 5D Series tractor is powered by the genuine John Deere PowerTech turbocharged diesel engine. These rock-solid engines have proven themselves in countless applications, over hundreds of thousands of acres, so you can take to the field with confidence.


To get that power to the ground, the 5D Series is available with a variety of tire options. Standard ag tires give you the traction you need to pull heavy implements over tough ground conditions; turf tires help keep the grass clean and pristine during mowing or grooming, while industrial tread gives you a smoother, quieter ride over pavement or other hard surfaces.

And because a utility tractor is only as good as what it can lift, load, pull or power, we gave the 5D Series a full 2,810 lbs of rear hitch lift capacity, an independent 540 RPM PTO, and 10.9 gallons per minute (US) of hydraulic flow to the implements. So whether you're talking front implements or rear – muddy ground or packed gravel – low-end torque or top-end power – the John Deere 5D Series delivers.



The 5D Series gives you the engine, hydraulic, and PTO power you need to tackle most any job around your property or smaller farming operation.





**1** Let John Deere and Frontier Equipment help you chew through brush and downed limbs. Frontier wood chippers are available with dependable gravity feed (WC11 Series) or heavy-duty hydraulic feed (WC12 Series). 5055D Series Tractor shown with the Frontier WC1205 Wood Chipper.

**2** Wildlife lovers will find plenty to love about Frontier food plot seeders, while the maneuverable 5D Series Tractors let you put plots in hard-to-access areas. 5055D Tractor shown with 512 Loader and Frontier FP1206 Food Plot Seeder.

**3** With up to 2,453 pounds of front loader capacity, you can lift and stack just about any load. 5055D Tractor shown with 512 Loader and Frontier Pallet Fork and RA1108 Arena Rake.

**4** Equine enthusiasts and arena owners, get a superior footing with Frontier Arena Rakes from Riata Rake. 5055D Tractor shown with Frontier RA1108 Arena Rake.



## The 5E Series: For when the going gets tougher

For producers or property owners who need just a little more tractor, the 5E Series offers the features and specifications you need to handle heavier-duty chores.

To start, the 5E Series tractors are available in four models ranging from 45 to 75 engine horsepower. While the 5045E and 5055E feature standard mechanical front-wheel drive (MFWD), the 5065E and 5075E are available in either 2WD or MFWD configuration. The standard foot-operated differential lock applies power equally to both rear wheels, letting you pull through tougher ground conditions, while standard hydraulic wet disc brakes provide sure-footed stopping power.

Hook up to any Category 1 or Category 2 three-point hitch-mounted implement or front attachments, and you have a versatile, reliable, and economical workhorse that's up to the challenge of nearly any job.




If your jobs are a bit more demanding...if your ground is a little rougher...take a look at the 5E Series. Available higher-horsepower and four-wheel drive configurations help you take on those tougher tasks. 5075E Tractor shown with Frontier RR2313 Rotary Rake and optional front weight bracket.

## Hard-working, easy-riding comfort


Climb onto any of the John Deere 5 Series Utility Tractors, and you'll immediately see the John Deere difference. Controls stay out of the way when they're not in use, but are always within a natural, easy reach. Instruments are there in plain sight, unobstructed and perfectly positioned for visibility.



The one-piece tilting hood is standard on all 5 Series Tractors, and allows easy access to service items like the air filter, engine oil checks, and more. Ground-level fluid fills make regular maintenance a snap.



## Powerfully versatile



The 5 Series Tractors have the hydraulic power you need to run a variety of attachments. Available mid-mount hydraulic remotes give you the flexibility to use mid-mount implements.



The 5E Series — the perfect combination of size, power, and capacity. 5045E Tractor shown (above) with 553 Loader and Frontier RB2184 Rear Blade.

## The 5E Series: Four models to fit any job

Choose any of the four 5E Series Tractors, and you'll get the engine power, hydraulic capacity, and drive configuration you need to take on tougher jobs.


Power for the 5E Series comes from the proven PowerTech turbocharged diesel engines, running through our 9F/3R standard and SyncShuttle™ transmissions. Around back, the fully independent 540-RPM PTO gives you power for all your rotary and PTO-driven implements. Up to four available hydraulic remotes – 2 rear-mounted, 2 mid-mounted – provide the muscle for lifting heavier loads or powering hydraulic attachments. Finally, a full 3,192 pounds of hitch lift capacity lets you pick up and move those heavier disks and seeders.



Choose the 5E Series, and get your choice of four horsepower configurations, two- or four-wheel drive, and a huge variety of available implements, attachments, and accessories. 5065E Tractor shown with Frontier RC2084 Rotary Cutter and optional canopy and front weight bracket.



Lifting and loading are easier with the John Deere 9F/3R (5E Series 2WD configurations) and SyncShuttle (5E Series MFWD configurations) transmissions, both with 9 forward and 3 reverse speeds. The 9F/3R offers synchronized in-line shuttle shifting between 2nd and reverse in all three ranges – perfect for the frequent direction changes typical of loader work. The SyncShuttle gives you synchronized, no-stop shifting between all speeds.



## Choose from four models

	5045E	5055E	5065E	5075E
Engine	PowerTech 3029	PowerTech 3029	PowerTech 3029	PowerTech 3029
Cylinders	3	3	3	3
Displacement, L	2.9	2.9	2.9	2.9
Engine HP*	45	55	65	75
PTO HP	37	45	53	61
Rated engine speed (rpm)	2400	2400	2400	2400
Total hydraulic flow (gpm)	18.2	18.2	18.2	18.2
Drive configuration	MFWD	MFWD	2WD or MFWD	2WD or MFWD

\*ISO 97/68 EC.


## Frontier makes the perfect match

From posthole diggers to food plot seeders to rotary cutters to land levelers, John Deere and Frontier Equipment offer a wide variety of front and rear attachments designed specifically for tractors like the 5D, 5E, and 5E Limited Series. Your John Deere dealer is the exclusive source for the full line of Frontier implements and attachments.

See your John Deere dealer, or visit us online to find out more about our complete line of attachments, including:

<i>Grooming mowers</i>	<i>Posthole diggers</i>	<i>Tedders</i>
<i>Box blades</i>	<i>Manure spreaders</i>	<i>Wood chippers</i>
<i>Rotary tillers</i>	<i>Wheel rakes</i>	<i>Snowblowers</i>
<i>Overseeders</i>	<i>Disc mowers</i>	<i>Bale huggers</i>
<i>Disk harrows</i>	<i>Rear blades</i>	<i>Arena rakes</i>
<i>Rotary rakes</i>	<i>Core aerators</i>	<i>Bale spears</i>
<i>Sickle bar mowers</i>	<i>Pendular spreaders</i>	<i>Food plot seeders</i>
<i>Pulverizers</i>	<i>Offset disks</i>	<i>Land planes</i>

Visit us online at [www.BuyFrontier.com](http://www.BuyFrontier.com) to get specs and availability information.




*This literature has been compiled for worldwide circulation. While general information, pictures, and descriptions are provided, some product options and accessories are NOT AVAILABLE in all regions. PLEASE CONTACT YOUR LOCAL DEALER FOR DETAILS. Frontier Equipment reserves the right to change specifications, design, and price of products described in this literature without notice.*

## NEW John Deere loaders: Built Tough.

If you're looking for greater lift heights, higher capacity, user-friendly parking and attaching, look to the all-new John Deere H Series Loaders. Built to handle the demands of livestock and dairy producers, commercial and construction operators, or anyone with big-time material-handling chores, the H Series offers more cast-steel components for improved durability and capacity, a lower torque tube for better visibility, and concealed oil lines for a cleaner appearance and less risk of damage.

For owners and operators with less-demanding loader tasks, the 512 and 553 Loaders offer field-proven performance across a wide range of material-handling applications. Your John Deere dealer can help you choose the right loader for your operation.



Lift with authority!  
5101E Limited shown  
with H260 Loader  
and optional  
hood guard.

Loader (Non-Self-Leveling, Mechanical Self-Leveling)	512 NSL	553NSL	H260	
			NSL Option	MSL Option
Lift capacity at full height, at pivot	2453 lbs (1115 kg)	3133 lbs (1424 kg)	3879 lbs (1763 kg)	3210 lbs (1459 kg)
Lift capacity at full height, 800 mm ahead of pivot	1580 lbs (718 kg)	1956 lbs (854 kg)	2666 lbs (1212 kg)	3511 lbs (1596 kg)
Lift capacity @ 59" (1.5 m) lift height, at pivot	3236 lbs (1471 kg)	4008 lbs (1822 kg)	5108 lbs (2322 kg)	4301 lbs (1955 kg)
Lift capacity @ 59" (1.5 m) lift height, 800 mm ahead of pivot	2343 lbs (1065 kg)	2891 lbs (1314 kg)	3896 lbs (1771 kg)	4143 lbs (1883 kg)
Boom breakout force, at pivot	4775 lbs (2166 kg)	5378 lbs (2439 kg)	6521 lbs (2964 kg)	5522 lbs (2510 kg)
Boom breakout force, 800 mm ahead of pivot	3250 lbs (1474 kg)	3604 lbs (1635 kg)	4756 lbs (2162 kg)	4853 lbs (2206 kg)
Maximum lift height	114" (2895 mm)	122" (3094 mm)	137" (3482 mm)	135" (3441 mm)
Clearance with bucket dumped	85" (2171.6 mm)	94" (2396 mm)	96" (2444 mm)	95" (2401 mm)
Reach at max height	26" (667 mm)	35" (1052 mm)	41" (1048 mm)	43" (1090 mm)
Reach at ground level	68" (1730 mm)	74" (1871 mm)	101" (2567 mm)	101" (2565 mm)
Digging depth	3" (75 mm)	4" (101 mm)	6" (142 mm)	5" (120 mm)
Dump angle @ full height	57 degrees	41 degrees	73 degrees	73 degrees
Rollback angle @ ground	23 degrees	33 degrees	45 degrees	44 degrees

512 specifications as installed on 5D; capacities measured with 73" Materials bucket (351 lbs)  
553 NSL specifications as installed on 5E; capacities measured with 73" GP bucket (392 lbs)  
H260 specifications as installed on 5101E; capacities measured with 73" Materials bucket (502 lbs)

## Loader Compatibility

Loader Model	512	553	H260NSL	H260MSL
5045D	●	●		
5055D	●	●		
5045E		●		
5055E		●		
5065E	●*	●		
5075E	●*	●		
5083E Limited		●	●	●
5093E Limited		●	●	●
5101E Limited		●	●*	●*

\*Tractor configuration and options may affect loader compatibility.




## 5 Series Utility Tractors

Tractor Series	5045D	5055D	5045E	5055E	5065E	5075E	5083E Limited	5093E Limited	5101E Limited
Engine HP (kW) @ Rated Speed*	45 (33.6) @ 2300	55 (40.0) @ 2300	45 (33.6) @ 2400	55 (40.0) @ 2400	65 (47.5) @ 2400	75 (55.0) @ 2400	83 (60.5) @ 2400	93 (68.0) @ 2400	101 (74.1) @ 2400
PTO HP (kW) @ Rated RPM	37 (28.1) @ 2200	47 (35.38) @ 2200	37 (27.3) @ 2400	45 (33.1) @ 2400	53 (39.0) @ 2400	61 (44.9) @ 2400	69 (51) @ 2400	79 (59) @ 2400	86 (64) @ 2400
<b>Engine</b>									
Make	John Deere PowerTech 3029	John Deere PowerTech 3029	John Deere PowerTech 3029	John Deere PowerTech 3029	John Deere PowerTech 3029	John Deere PowerTech 3029	John Deere PowerTech 4045	John Deere PowerTech 4045	John Deere PowerTech 4045
Aspiration	Turbocharged	Turbocharged	Turbocharged	Turbocharged	Turbocharged	Turbocharged	Turbocharged	Turbocharged	Turbocharged
Cylinders	3	3	3	3	3	3	4	4	4
Displacement, cu. in. (liters)	179 (2.9)	179 (2.9)	179 (2.9)	179 (2.9)	179 (2.9)	179 (2.9)	276 (4.5)	276 (4.5)	276 (4.5)
Cylinder Liners	Wet Sleeved	Wet Sleeved	Wet Sleeved	Wet Sleeved	Wet Sleeved	Wet Sleeved	Wet Sleeved	Wet Sleeved	Wet Sleeved
<b>Transmission</b>									
Standard	8F/4R	8F/4R	9F/3R SyncShuttle	9F/3R SyncShuttle	9F/3R	9F/3R	12F/12R PowrReverser	12F/12R PowrReverser	12F/12R PowrReverser
Optional	---	---	---	---	9F/3R SyncShuttle	9F/3R SyncShuttle	---	---	---
Reverser	No	No	No	No	No	No	Yes	Yes	Yes
On-the-Go Shifting (Yes/No/Partial)	No	No	Partial	Partial	Partial	Partial	Partial	Partial	Partial
Traction Clutch (Wet/Dry)	Dry	Dry	Dry	Dry	Dry	Dry	Wet	Wet	Wet
Creep	No	No	No	No	No	No	No	No	No
<b>Fuel System</b>									
Fuel Tank	16.0 (60.0)	16.0 (60.0)	18.0 (68.0)	18.0 (68.0)	18.0 (68.0)	18.0 (68.0)	30 (113.6)	30 (113.6)	30 (113.6)
<b>Power Take-Off (PTO)</b>									
Standard	Independent 540	Independent 540	Independent 540	Independent 540	Independent 540	Independent 540	Independent 540/540E	Independent 540/540E	Independent 540/540E
Optional	---	---	---	---	---	---	---	---	---
PTO Actuation	Mechanical	Mechanical	Mechanical	Mechanical	Mechanical	Mechanical	Electrohydraulic	Electrohydraulic	Electrohydraulic
Economy PTO	No	No	No	No	No	No	Yes	Yes	Yes
<b>Hydraulics</b>									
Type	Open Center	Open Center	Open Center	Open Center	Open Center	Open Center	Open Center	Open Center	Open Center
Steering gpm (L/min)	6.5 (24.6)	6.5 (24.6)	6.8 (25.7)	6.8 (25.7)	6.8 (25.7)	6.8 (25.7)	6.6 (24.9)	6.6 (24.9)	6.6 (24.9)
Implement gpm(L/min)	10.9 (41.4)	10.9 (41.4)	11.4 (43.1)	11.4 (43.1)	11.4 (43.1)	11.4 (43.1)	15.9 (60.1)	15.9 (60.1)	15.9 (60.1)
Total	17.4 (66.0)	17.4 (66.0)	18.2 (68.8)	18.2 (68.8)	18.2 (68.8)	18.2 (68.8)	22.5 (85.1)	22.5 (85.1)	22.5 (85.1)
<b>Rear SCVs</b>									
Base	1	1	1	1	1	1	2	2	2
Optional	2	2	2	2	2	2	0, 3	0, 3	0, 3
<b>Mid SCVs</b>									
Base	0	0	2	2	0	0	0	0	0
Optional	2	2	n/a	n/a	2	2	2, 3	2, 3	2, 3
<b>3-Point Hitch</b>									
OECD Hitch Lift Cap @ 24" behind hitch balls lb. (kg)	2,810 (1275)	2,810 (1275)	3,192 (1,448)	3,192 (1,448)	3,192 (1,448)	3,192 (1,448)	3,213 (1,457)	3,213 (1,457)	3,213 (1,457)
Hitch Category	Category 2	Category 2	Category 2	Category 2	Category 2	Category 2	Category 2	Category 2	Category 2
Draft Sensing Type	Top Link	Top Link	Top Link	Top Link	Top Link	Top Link	Top Link	Top Link	Top Link
<b>Operator Station</b>									
Type	Open Station	Open Station	Open Station	Open Station	Open Station	Open Station	Cab	Cab	Cab

\*97/68 EC gross engine horsepower.

Tractor Series	5045D	5055D	5045E	5055E	5065E	5075E	5083E Limited	5093E Limited	5101E Limited
<b>2WD Dimensions</b>									
Wheelbase, in. (mm)	76.8 (1,950)	76.8 (1,950)	---	---	80.7 (2,050)	80.7 (2,050)	---	---	---
Overall length (minimum)	133.9 in.	133.9 in.	---	---	137.8 in.	137.8 in.	---	---	---
Overall width, rear axle flange to flange	57.3 in.	57.3 in.	---	---	57.3 in.	57.3 in.	---	---	---
<b>MFWD Dimensions</b>									
Wheelbase, in. (mm)	---	---	80.7 (2,050)	80.7 (2,050)	80.7 (2,050)	80.7 (2,050)	85.8 (2,178)	85.8 (2,178)	85.8 (2,178)
Overall length (minimum)*	---	---	137.8 in.	137.8 in.	137.8 in.	137.8 in.	147.6 in.	147.6 in.	147.6 in.
Overall width, rear axle flange to flange	---	---	57.3 in.	57.3 in.	57.3 in.	57.3 in.	64.6 in.	64.6 in.	64.6 in.
<b>Height from ground</b>									
To top of hood	53.8 in.	53.8 in.	53.8 in.	53.8 in.	53.8 in.	53.8 in.	66.9 in.	66.9 in.	66.9 in.
To top of ROPS	93.9 in.	94.8 in.	93.9 in.	94.8 in.	96.8 in.	96.8 in.	---	---	---
To top of folded ROPS	75.7 in.	76.6 in.	75.7 in.	76.6 in.	78.5 in.	78.5 in.	---	---	---
To top of Cab	---	---	---	---	---	---	99.7 in.	99.7 in.	101.5 in.
Front Axle Clearance, in. (mm), 2WD	18.8 (480)	18.8 (480)	---	---	18.8 (480)	18.8 (480)	---	---	---
Front Axle Clearance, in. (mm), MFWD	---	---	13.4 (340)	13.4 (340)	13.4 (340)	13.4 (340)	15.2 (386)	15.2 (386)	15.2 (386)
<b>Standard Tires – 2WD</b>									
Front	7.5 - 16; F2	7.5 - 16; F2	---	---	7.5 - 16; F2	7.5 - 16; F2	---	---	---
Rear	13.6 - 28; R1	14.9 - 28; R1	---	---	16.9 - 28; R1	16.8 - 28; R1	---	---	---
<b>Standard Tires – MFWD</b>									
Front	---	---	9.5 - 24; R1	9.5 - 24; R1	9.5 - 24; R1	9.5 - 24; R1	11.2 - 24; R1	11.2 - 24; R1	12.4 - 24; R1
Rear	---	---	13.6 - 28; R1	14.9 - 28; R1	16.9 - 28; R1	16.9 - 28; R1	16.9 - 30; R1	16.9 - 30; R1	18.4 - 30; R1
<b>Weight</b>									
Approx Ship Weight, lb (kg), 2WD	4,189 (1,900)	4,189 (1,900)	---	---	4,634 (2,102)	4,634 (2,102)	---	---	---
Approx Ship Weight, lb (kg), MFWD	---	---	5,070 (2,300)	5,070 (2,300)	5,070 (2,300)	5,070 (2,300)	7,385 (3,350)	7,385 (3,350)	7,385 (3,350)
<b>Turn Radius**</b>									
With brakes	9.6 ft.	9.6 ft.	10.6 ft.	10.6 ft.	10.6 ft.	10.6 ft.	11.6 ft.	11.6 ft.	11.6 ft.
Without brakes	10.9 ft.	10.9 ft.	11.6 ft.	11.6 ft.	11.6 ft.	11.6 ft.	14.3 ft.	14.3 ft.	14.3 ft.

\*Front weight support extends past the front wheels. \*\*With 4-wheel drive disengaged, where applicable.




## Get peace of mind with PowerGard

Protect your investment and increase your confidence in purchasing a high-quality John Deere tractor through John Deere PowerGard™ Programs.

The PowerGard™ Maintenance Program is an effective, preventative maintenance program designed to make sure your tractor operates at peak performance, offers exceptional reliability and maintains top residual value.

PowerGard™ Protection allows you to purchase extended engine and power train warranty coverage for up to an additional 3 years or 3,000 hours over the normal warranty period. PowerGard™ Protection provides broad coverage, flexible options and low deductibles. See your dealer for details, or go online to [www.powergard.com](http://www.powergard.com).



At the end of the day, you can count on us.

In this business, it's nice to know you can rely on John Deere Financial. Our roots in agriculture are deep, and we're proud of the long-standing relationships we have with our producers, based on loyalty and trust. When you need customized financing that fits your needs, trust John Deere Financial. Ask your dealer about John Deere financing today.



U.S.A. [www.JohnDeereFinancial.com](http://www.JohnDeereFinancial.com)  
Canada [www.JohnDeereFinancial.ca](http://www.JohnDeereFinancial.ca)



This literature has been compiled for worldwide circulation. While general information, pictures, and descriptions are provided, some illustrations and text may include finance, insurance, product options and accessories NOT AVAILABLE in all regions. PLEASE CONTACT YOUR LOCAL DEALER FOR DETAILS. John Deere reserves the right to change specification, design and price of products described in this literature without notice. John Deere, the leaping deer symbol, and John Deere's green and yellow trade dress are the trademarks of Deere & Company.

DSAA48612 Litho in U.S.A. (12-01)





# 4000 Series

Compact Utility Tractors




JOHN DEERE



Middletown Tractor Sales  
2050 Boyers Drive  
Fairmont, WV 26554  
1-304-366-4690

# Settle in for the long haul.

When it comes to comfort and performance, John Deere 4000 TWENTY Series Tractors stay ahead of the game with premium features and an efficient design. Take the adjustable, ergonomic driver's seat, for instance. Or pedals that reduce stress on your legs and ankles. When you add features like the Economy PTO for extra fuel savings and the exclusive Performance Tracking System for at-a-glance system monitoring, you've got a tractor that combines advanced technology with superior comfort.



- 1 **LoadMatch™ electronic power management system** maximizes torque and virtually eliminates the possibility of stalling.
- 2 **Quik-Park™ loaders** can be attached and detached in minutes—without tools. Mechanical self-leveling loader ensures full buckets everytime when loading.
- 3 **Standard 4WD** digs in when doing loader work or rotary cutting over challenging ground.
- 4 Available **eHydro™ hydrostatic transmission** makes it easy to switch from forward to reverse, plus lets you rest your heel on the platform.
- 5 An exclusive digital **Performance Tracking System** instantly tells you the status of the vital systems on your tractor.
- 6 **Economy PTO** runs at a lower rpm, providing fuel efficiency without compromising power or capacity (4520/4720).
- 7 **Up to 5 hydraulic SCVs** provides expanded versatility when using multiple hydraulic implements.







## STANDARD FEATURES AND OPTIONS

### Transmission

**eHydro**  
Effortless two-pedal automatic transmission. With easy shifting from forward to reverse at the touch of a pedal, it's ideal for everything from loading to mowing. And with eThrottle™ on 4520 and 4720, a turn of a switch allows the tractor to operate like a car, by linking engine and transmission together.

### PowerReverser™

Convenient dash-mounted lever makes this manual transmission easy to shift from forward to reverse without clutching—a noticeable benefit when loading.

### Tire options

**Bar Tread/R1**  
Provides the best traction, not as gentle on turf.

**Turf Tires/R3**  
Less aggressive tread is perfect for mowing and landscape work.

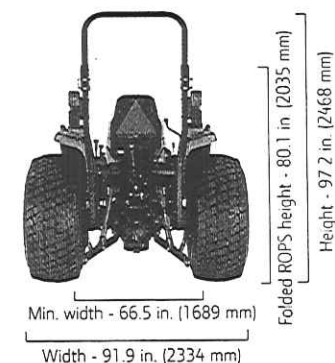

**Turf Special/R3**  
Specialty high-flotation tires typically used on fine turf like golf courses.

**Industrial/R4**  
Excellent traction and is softer on the grass than R1s. Often the preferred choice.

### Other Options

- Electro-hydraulic 3rd SCV
- Electro-hydraulic 4th/5th SCVs (cab only)
- Mechanical 4th/5th SCVs (open station)
- Electric diverter/2 add'l rear hydraulic couplers
- Air ride seat
- Automotive-style cruise control (eHydro only)
- Canopy
- Mid PTO
- Power beyond hydraulics
- Sunshade umbrella
- Seat armrests
- Top-and-tilt kit for 3-pt. hitch
- Vertical exhaust
- Economy PTO (optional on 4520 and 4720)

## DIMENSIONS





# All-around comfort.

Don't mind the weather. Despite rain, snow or sweltering sun, you'll be comfortable in a John Deere 4000 TWENTY Series cab. Tightly sealed to practically eliminate dust and allergens, designed to maximize visibility, and pressurized to boost air quality, the 4000 TWENTY Series cabs keep you focused on the task at hand—not Mother Nature. With features that include a parking brake, stereo and transmission control, it's as smooth and easy as driving a car. Plus, the Rollover Protection Structure and other safety features ensure these tractors are as safe as they are comfortable.



1

**Visibility:**

Unique raised header bar and high seat placement enable 360-degree views for safer maneuvering.

2

**Climate control:**

Roof-mounted system offers 15,000 BTUs of cooling and 30,000 BTUs of heating for year-round comfort.

3

**Allergen protection:**

ComfortGard™ cab keeps out dust and clippings—as well as microscopic allergens.

4

**Right-hand control center:**


Levers and controls are within easy reach for more efficient operating.

5

**Automotive features:**

Just like a car, the John Deere 4000 TWENTY Series Tractors provide optional features to keep you comfortable.

- Cup holder
- Arm rest
- 2-speed windshield wiper
- Sun visor
- Stereo with iPod™ dock
- Automotive cruise control (set, resume, accelerate, decelerate)
- Automotive-style hand parking brake

**A High-performance heating**

With a 15,000 BTU heater, you can stay comfortable even in the worst winter conditions while removing snow and ice from roads, driveways, paths and more.

**B High-performance cooling**

Extra large condensers and blowers mean fast, efficient cooling in the summer heat when mowing roadsides, cutting hay or doing loader work.

**C Completely pressurized**


Unlike competitors, John Deere ComfortGard Cabs are sealed and pressurized to keep cool air inside and dust and allergens where they belong: Outside.

**D True commercial-grade backhoes mount and dismount easily.**

Bucket rotation of 180 degrees is perfect for trenching without leaving behind spillage. Includes the exclusive and time-saving creep-to-reposition feature which allows vehicle movement from the backhoe operator seat position.



Stereo with iPod™ dock



Rear work lights



Deluxe air ride seat



Right-hand control center

**STANDARD FEATURES AND OPTIONS****Standard cab features**

- Air conditioning and heat
- Forward work lights
- Front windshield wiper
- Deluxe cloth seat
- Sun visor
- Right-hand control center
- Exclusive raised header bar
- Available R1, R3, R3 fine turf, R4 tires

**Other options**

- Deluxe air ride seat
- Dual external rearview mirrors
- Stereo with iPod™ dock
- Cab speaker kit
- Beacon light
- Back up alarm
- Front fender kit
- Rear fender extension kit
- Rear work light kit
- Electro-hydraulic 3rd SCV
- Electro-hydraulic 4th/5th SCVs



## Quality and power come standard.

They're quick, compact—and anything but basic. The John Deere 4005 and 4105 Compact Utility Tractors are built for hard work without the hassle, especially when it comes to loading, mowing and backhoe work. You'll experience reliable gear transmission and easy shifting from forward to reverse with the 4005, or standard hydrostatic transmission with no clutching or shifting with the 4105. Plus, the 4105 gives you Twin Touch™ pedals, 4WD and power steering.







- 1 **40.5 and 41.5 HP—Yanmar Liquid-Cooled Diesel Engine.** Efficient diesel engines that offer deep reserves of torque for handling tough loads.
- 2 **Fixed Roll Over Protective Structure—**certified to ASAE standards.
- 3 Optional **iMatch™ Quick Hitch** makes lining up and attaching rear implements a snap.
- 4 **Quik-Park™ 300 CX Loader** can be attached and detached in less than three minutes with no tools and never leaving the seat.
- 5 **Effortless power steering** even during loader operation.
- 6 **4WD and differential lock** dig in during loader work or traveling over challenging ground (optional on 4005 model).
- 7 **New cruise control** provides effortless, automotive-like control while reducing operator fatigue and increasing productivity. (4105)
- 8 **Electro-hydraulic SCV** makes grapple work effortless. (4105)



#### 4005 Compact Utility Tractors

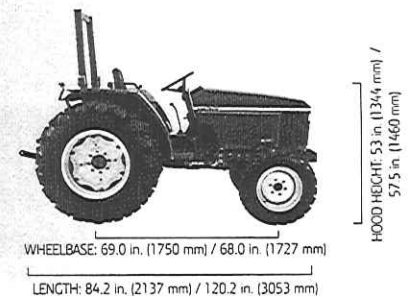

Reliable gear transmission with 9 forward and 3 reverse speeds, plus straight line shuttles for quickly shifting from forward to reverse.




#### 4105 Compact Utility Tractors

Standard with hydrostatic transmission, no clutching or shifting, changes direction on a dime, perfect for loader, mowing and backhoe work.

### 4005 & 4105 DIMENSIONS





- 1 To quickly change implements with the iMatch Quick-Hitch, you simply back in, hydraulically lift the unit and secure the latches.
- 2 Once you're connected and the unit is in place, there's an even easier way to automatically hook up PTO-driven attachments. The iMatch AutoHitch is the answer. To hook up the drive shaft to the secure unit, just rotate the handle, turn and pull AutoHitch lever.
- 3 Drive off.



### iMatch™ AutoHitch™

Stay in your seat. This exclusive, patent-pending coupling system allows you to effortlessly attach rear-mounted, PTO-driven implements without getting out of the seat. Use your imagination. Mowing, rotary cutting, blading and grading, tilling or aerating—you won't find a simpler way to get more done.






# Pick up and go.

More than 200 attachments are ready and waiting for you to give them a spin. From backhoes to wheel rakes and every task in between, John Deere commercial-grade attachments not only do it all, they do it better and sooner. The time between starting up your tractor and getting work done is considerably shorter, thanks to John Deere iMatch™ AutoHitch™, Quik-Park™ loaders.


## ATTACHMENTS

	4005	4105	4120	4320	4520	4720
BACKHOES	•	•	•	•	•	•
BOX BLADES	•	•	•	•	•	•
CORE AERATOR	•	•	•	•	•	•
DISK HARROW	•	•	•	•	•	•
FLAIL MOWERS	•	•	•	•	•	•
FOOD PLOT SEEDER	•	•	•	•	•	•
GROOMING MOWERS	•	•	•	•	•	•
GROOMING MOWERS, REAR DISCHARGE	•	•	•	•	•	•
iMATCH AUTOHITCH			•	•	•	•
LANDSCAPE RAKES	•	•	•	•	•	•
LOADERS	•	•	•	•	•	•
MANURE SPREADERS	•	•	•	•	•	•
MID-MOUNT MOWERS			•	•	•	•
OVERSEEDERS	•	•	•	•	•	•
PENDULAR SPREADERS	•	•	•	•	•	•
POSTHOLE DIGGERS BY ROTOMEC	•	•	•	•	•	•
PULVERIZERS	•	•	•	•	•	•
REAR BLADES	•	•	•	•	•	•
ROTARY CUTTERS	•	•	•	•	•	•
ROTARY TILLERS	•	•	•	•	•	•
SICKLEBAR MOWERS	•	•	•	•	•	•
WHEEL RAKES	•	•	•	•	•	•



- 1 Quik-Park™ Loaders**—Fast cycle times, self leveling (400CX only), and impressive lift capacity for superior loading performance. Save time loading and save time putting them on and taking them off—a mere three minutes or less.
- 2 Tiller**—Commercial-duty with heavy-duty tubular tine shafts for excellent performance and durability even in packed-down soil conditions.
- 3 Rotary Cutters**—Designed to cut wide areas fast and those hard-to-reach areas easier.
- 4 Box Blades**—Take down mountains of work or just smooth out those molehills. Precision grading options available for standard duty, mid duty or construction grade.
- 5 Overseeder**—These 3-pt. hitch-compatible units quickly lay down new lawns with aggressive aerating action, precision-metered seed cups and large hopper capacities.
- 6 Food Plot Seeder**—Save time and fuel with single piece of equipment that can disc, plow, furrow, deposit seed, pack soil, cover seed and smooth soil in one pass. Custom-designed electronic drop seeder plants virtually any seed.
- 7 Backhoes**—Powerful digging and backfilling action along with excellent visibility to the trench. Includes the exclusive and time-saving creep-to-reposition feature which allows vehicle movement from the backhoe operator seat position. Available for cab and open-station models.





No one builds or backs tractors better than John Deere.

**It's the fine print, but a big story:**  
Every John Deere Compact Tractor comes with a 3-year/2000-hour limited warranty.\*\*\*  
See your dealer for details.

**3 YEARS 2000 HOURS**  
LIMITED WARRANTY

## Specifications

	4005	4105
<b>ENGINE</b>		
Type	Yanmar 4-cylinder diesel	Yanmar 3-cylinder diesel
HP*	41.5 (30.5 kW)	40.5 (29.8 kW)
PTO HP	35 (26.1 kW)	32.5 (24.2 kW)
Engine Displacement	121.7 cu. in. (2.0 L)	91.5 cu. in. (1.5 L)
<b>ELECTRICAL</b>		
Battery Capacity	650 CCA	500 CCA
Alternator	20 amps	40 amps
<b>HYDRAULICS</b>		
Steering	4.5 gpm (17.0 L/min.)	5.7 gpm (21.6 L/min.)
Implement	8.5 gpm (32.2 L/min.)	9.2 gpm (34.7 L/min.)
Total Capacity	13 gpm (49.2 L/min.)	14.8 gpm (56.2 L/min.)
Lift Capacity (24 in. Behind Link Arms)	2,020 lb. (916.3 kg)	2,200 lb. (999 kg)
<b>TRANSMISSION</b>		
Standard Transmission	Collar shift 9F/3R	Hydrostatic
Final Drive	Planetary	Spur gear
Brakes	Wet disk	Wet disk
Steering	Power	Power
Clutch	2-stage dry	Wet disk
4WD	Optional	Standard
<b>PTO</b>		
PTO Type	Continuous live	Independent
PTO Location	Rear standard	Rear standard
<b>REAR HITCH</b>		
Type	Category 1	Category 1
Control Type	Position	Position
Weight		
With All Fluids	2WD 2,954 lb. (1340 kg)	N/A
	4WD 3,175 lb. (1440 kg)	4WD 2,987 lb. (1355 kg)
<b>TIRE OPTIONS</b>		
	Bar Tread/R1, Turf Tire/R3	Bar Tread/R1, Industrial/R4
<b>ROLL OVER PROTECTIVE STRUCTURE</b>		
	Fixed	Fixed
300 CX Loader	1256 lb. (571 kg)	1393 lb. (633 kg)
Lift Capacity at full height, Measured at pivot		

\* Manufacturer's estimate of power (ISO) per 97/68/EC. \*\* eHydro

\*\*\* See the LIMITED WARRANTY FOR NEW JOHN DEERE COMMERCIAL AND CONSUMER EQUIPMENT for details.

	4120	4320	4520	4720
<b>ENGINE</b>	John Deere PowerTech™	John Deere PowerTech™	John Deere PowerTech™	John Deere PowerTech™
Type	4-cylinder turbocharged diesel	4-cylinder turbocharged diesel	4-cylinder turbocharged diesel	4-cylinder turbocharged diesel
HP*	43 (31.6 kW)	48 (35.3 kW)	60 (44.1 kW)	66 (48.5 kW)
PTO HP	35/37 (26.1/27.6 kW)	39.9 (29.8 kW)	50/52 (37.3/38.8 kW)	56 (41.8 kW)
Engine Displacement	148.9 cu. in. (2.44 L)	148.9 cu. in. (2.44 L)	148.9 cu. in. (2.44 L)	148.9 cu. in. (2.44 L)
<b>ELECTRICAL</b>				
Battery Power	700CCA	700CCA	700CCA	700CCA
Alternator	70 A	70 A	70 A	70 A
<b>HYDRAULICS</b>				
Steering	5.1 gpm (19.3 L/min)	5.1 gpm (19.3 L/min)	5.1 gpm (19.3 L/min)	5.1 gpm (19.3 L/min)
Implement	12 gpm (45.3 L/min)	12 gpm (45.3 L/min)	12 gpm (45.3 L/min)	12 gpm (45.3 L/min)
Total Capacity	17.1 gpm (64.6 L/min)	17.1 gpm (64.6 L/min)	17.1 gpm (64.6 L/min)	17.1 gpm (64.6 L/min)
Lift Capacity (24 in. Behind Link Arms)	2,500 lb. (1134 kg)	2,500 lb. (1134 kg)	2,500 lb. (1134 kg)	2,500 lb. (1134 kg)
<b>TRANSMISSION</b>				
Standard Transmission	PowrReverser™ (12 Forward/12 Reverse gears)	PowrReverser™ (12 Forward/12 Reverse gears)	PowrReverser™ (12 Forward/12 Reverse gears)	eHydro™
Optional Transmission	eHydro™	eHydro™	eHydro™	N/A
Final Drive	Planetary	Planetary	Planetary	Planetary
Brakes	Wet disk	Wet disk	Wet disk	Wet disk
Steering	Power	Power	Power	Power
Clutch	Wet disk, PowrReverser™	Wet disk, PowrReverser™	Wet disk, PowrReverser™	N/A
4WD	Standard	Standard	Standard	Standard
<b>PTO</b>				
PTO Type	Independent	Independent	Independent	Independent
PTO Locations	Rear standard, mid optional	Rear standard, mid optional	Rear standard, mid optional	Rear standard, mid optional
Economy PTO	N/A	N/A	Optional	Optional
<b>REAR HITCH</b>				
Type	Category 1	Category 1	Category 1	Category 1
Control Type	Position	Position	Position	Position
<b>WEIGHT (OPEN STATION)</b>				
With All Fluids	3,700 lb. (1679 kg)	3,700 lb. (1679 kg)	3,700 lb. (1679 kg)	3,700 lb. (1679 kg)
<b>TIRE OPTIONS</b>	Bar Tread/R1, Turf Tire/R3, Turf Special/R3, Industrial/R4	Bar Tread/R1, Turf Tire/R3, Turf Special/R3, Industrial/R4	Bar Tread/R1, Turf Tire/R3, Turf Special/R3, Industrial/R4	Bar Tread/R1, Turf Tire/R3, Turf Special/R3, Industrial/R4
<b>ROLL OVER PROTECTIVE STRUCTURE</b>	Folding	Folding	Folding	Folding
<b>COMFORTGARD™ CAB</b>	N/A	Optional	Optional	Optional
<b>AIR RIDE SEAT</b>	Optional	Optional	Optional	Optional
<b>CRUISE CONTROL</b>	Standard	Standard	Standard	Standard
<b>LOADMATCH™</b>	Standard	Standard	Standard	Standard
<b>AUTO CRUISE / MOTIONMATCH™</b>	Optional	Optional	Optional	Optional
<b>400 CX LOADER</b>	2194 lb. (977 kg)	2194 lb. (977 kg)	2194 lb. (977 kg)	2194 lb. (977 kg)
Lift capacity at full height, measured at pivot				





# Total support is standard equipment.

No one can duplicate the support and knowledge of your local John Deere dealer. From the moment you enter a John Deere dealership, you can be sure you're getting the very best in customer assistance. Plus, John Deere dealers are in touch with your local community and understand what it takes to maintain your land. Factory-trained service and parts professionals keep your equipment working as hard as you do. Whether in the John Deere dealership or in the field, you can get your equipment serviced and move on to the next task.

## **Optional John Deere Maintenance Plan Plus**

Peace of mind can be financed for just a few dollars a month with the purchase of your tractor. The John Deere Maintenance Plan Plus includes two at home annual maintenance services with genuine John Deere parts. And an additional year of extended service protection, the same type of coverage as your original warranty.

## **Exceptional Parts Support**

Behind every John Deere is a parts support network to get you the high-quality part you need fast. If your dealer does not have a part in stock, in most cases you can order it by 5 p.m., and have it the next day. Or, order parts online at [www.JDParts.JohnDeere.com](http://www.JDParts.JohnDeere.com).

## **Flexible Available Financing**

John Deere Credit has convenient and flexible financing options designed for you. See your dealer for details.



This literature has been compiled for worldwide circulation. While general information, pictures and descriptions are provided, some illustrations and text may include finance, credit, insurance, product options and accessories NOT AVAILABLE in all regions. PLEASE CONTACT YOUR LOCAL DEALER FOR DETAILS. John Deere reserves the right to change specification, design and price of the products described in this literature without notice. John Deere's green and yellow color scheme, the leaping deer symbol, and JOHN DEERE are trademarks of Deere & Company.





## MF1660 CAB

4WD  
E4DE  
/2955  
44.1  
60  
2600  
5@1500  
Cruise Control  
P (35kW)  
dependent  
540  
range  
spline  
Power Shuttle  
Yes  
12/12  
3 to 28.3  
n Centre  
Gear  
48.6

## Model: MF1660 ROPS MF1660 CAB

### 3 Point Linkage

Type	Cat 1 and 2
Draft Sensing	Top link
Lift - kg @ position	1700@BE

### Brakes and Steering

Brake Type	Wet Disc
Steering Type	Hydrostatic

### Axle Configuration

Rear Axle Max. Capacity	2100kg
Front Axle Max. Capacity	2100kg

### Tyre Equipment

Standard AG	Front: 9.5 - 16	Rear: 14.9 - 28
Optional AG	Front: 9.5 - 18	Rear: 16.9 - 28
Optional Industrial	Front: 12 - 16.5	Rear: 16.9 - 28
Optional Turf	Front: 315/75D - 15	Rear: 16.9 - 28

### Dimension / Weights

Width	1800mm	
Height	2330mm	
Wheel Base	2000mm	
Turning Circle	2800mm	
Dry Shipping Weight	1850kg	2020kg
Overall Length	3420mm	

### Capacities

Fuel	50lt
Transmission	43lt

VISION INNOVATION LEADERSHIP QUALITY RELIABILITY S



## It work. It's about trust. It's about time.

atile tractor that  
ing for. With robust  
Wheel Drive, a  
mission, and heavy  
ing you'd expect  
tractor.

vide following by  
the extra mile right  
the extra mile for

That's why the MF1660 has more steel in its construction than its competitors, and boasts an impressive list of features you would expect to find on larger, more expensive tractors.

With the choice of a ROPS or a cabin model, the operators area has been carefully designed with innovative features that make the MF1660 both easier to operate and more comfortable. For mowing, loader work or everyday jobs around your property the MF1660 is right for you.

n  
losed cabin has been  
generous head and  
e doors on both sides  
entry and exit, as well

### Power shuttle Transmission

- 12x12 speed, heavy duty forward and reverse shuttle.
- Quick directional changes without clutching make it ideal for loader work.
- Multi disc wet clutch operation for

### Independent PTO

- Independent 540 RPM PTO – for quick and easy operation by the flick of a switch.
- The PTO can be engaged or disengaged at any time – even on

### Loader capabilities


- MF1660 tractors can be equipped with hydraulically operated front end loaders.
- The loaders have been designed specifically for use with these tractors.
- With a lift capacity of 800kg to

### Joystick and hydraulics

- The factory fitted joystick gives the operator precision control of the loader boom and dump.
- An open centre hydraulic system with 49L/min., to lift more, getting extra

### Three Point Linkage

- Huge 1700kg linkage
- Cat 1 and 2 hitch with draft control.
- Telescopic stabiliser linkage-ends make



1. The shuttle lever lets you change directions without stopping, a real plus for loader work.

2. The wide semi-flat platform rests on an isolated mount, so when the tractor vibrates, you don't. The molded rubber floor mat covers the entire platform, even under the seat, increasing comfort.

3. Choose from four gears with the gear selector lever.

4. A range lever provides you three (12x12) speed ranges, to precisely match the ground speed to the job.

5. Engaging the 4 wheel drive makes you almost unstoppable.

6. Rear PTO disconnect

7. A retractable seatbelt and folding ROPS (rollover protection system) combine to provide added safety.

8. The spring-suspension seat, with standard armrests. With weight adjustment easily ensures a "perfect fit."

9. Up to three remote valves can be added, which are conveniently located to the right of the operator.

10. Scooped steel fenders, with sturdy grab handles on both sides, feature convenient fender-mounted controls.

11. Position control with increased p

12. A factory installed precise control

13. The foot throttle your hands are joystick.

14. With the hand th applications suc

15. Electro-hydraulic you operate imp Modulation con to best match v

16. A brake-lock lev leaving the plat

17. Three-position wheel as neede

18. The automotive an eye on majo

19. Headlights keep