



State of West Virginia
 Department of Administration
 Purchasing Division
 2019 Washington Street East
 Post Office Box 50130
 Charleston, WV 25305-0130

Request for Quotation

RFQ NUMBER
DNR212072

PAGE
1

ADDRESS CORRESPONDENCE TO ATTENTION OF:
**FRANK WHITTAKER
 304-558-2316**

RFQ COPY
 TYPE NAME/ADDRESS HERE

VENDOR

BRIDGEPORT EQUIPMENT & TOOL
 P.O. BOX 457
 435 W. MYLES AVE.
 PENNSBORO, WV 26415

SHIP TO

DIVISION OF NATURAL RESOURCES
 219/250 WARD ROAD
 ELKINS, WV
 26241 304-637-0245

DATE PRINTED 01/05/2012	TERMS OF SALE NET 30 DAYS	SHIP VIA BRIDGEPORT TRUCK	F.O.B. DESTINATION	FREIGHT TERMS PREPAID
BID OPENING DATE: 02/08/2012		BID OPENING TIME 01:30PM		

LINE	QUANTITY	UOP	CAT. NO.	ITEM NUMBER	UNIT PRICE	AMOUNT
0001	1	LS		020-13 EQUIPMENT, FARM ALTERNATE BID #1	\$49,983.06	\$49,983.06
<p>THE WEST VIRGINIA PURCHASING DIVISION, FOR THE AGENCY, THE SEST VIRGINIA DIVISION OF NATURAL RESOURCES IS SOLICITING BIDS FOR VARIOUS PIECES OF FARM EQUIPMENT PER THE ATTACHED SPECIFICATIONS.</p> <p>ALL TECHNICAL QUESTIONS MUST BE SUBMITTED IN WRITING TO FRANK WHITTAKER IN THE WV PURCHASING DIVISION VIA EMAIL AT FRANK.M.WHITTAKER@WV.GOV OR VIA FAX AT 304-558-4115. DEADLINE FOR ALL TECHNICAL QUESTIONS IS 01/18/2012 AT 4:00 PM. ALL TECHNICAL QUESTIONS WILL BE ADDRESSED BY ADDENDUM AFTER THE DEADLINE.</p> <p>ANY INDIVIDUAL SIGNING THIS BID IS CERTIFYING THAT: (1) HE OR SHE IS AUTHORIZED BY THE BIDDER TO EXECUTE THE BID OR ANY DOCUMENTS RELATED THERETO ON BEHALF OF THE BIDDER, (2) THAT HE OR SHE IS AUTHORIZED TO BIND THE BIDDER IN A CONTRACTUAL RELATIONSHIP, AND (3) THAT THE BIDDER HAS PROPERLY REGISTERED WITH ANY STATE AGENCIES THAT MAY REQUIRE REGISTRATION.</p> <p>BANKRUPTCY: IN THE EVENT THE VENDOR/CONTRACTOR FILES FOR BANKRUPTCY PROTECTION, THE STATE MAY DEEM THE CONTRACT NULL AND VOID, AND TERMINATE SUCH CONTRACT WITHOUT FURTHER ORDER.</p> <p>THE MODEL/BRAND/SPECIFICATIONS NAMED HEREIN ESTABLISH THE ACCEPTABLE LEVEL OF QUALITY ONLY AND ARE NOT INTENDED TO REFLECT A PREFERENCE OR FAVOR ANY PARTICULAR BRAND OR VENDOR. VENDORS WHO ARE BIDDING</p>						

RECEIVED
 2012 FEB -6 A 9:49
 PURCHASING DIVISION
 CHARLESTON, WV

SEE REVERSE SIDE FOR TERMS AND CONDITIONS

SIGNATURE *Ronald A. Gardner* TELEPHONE **304-659-2917** DATE **1/31/2012**

TITLE **SALES** FEIN **34-1800484** ADDRESS CHANGES TO BE NOTED ABOVE

WHEN RESPONDING TO RFQ, INSERT NAME AND ADDRESS IN SPACE ABOVE LABELED 'VENDOR'



State of West Virginia
 Department of Administration
 Purchasing Division
 2019 Washington Street East
 Post Office Box 50130
 Charleston, WV 25305-0130

Request for Quotation

RFQ NUMBER
 DNR212072

PAGE
 2

ADDRESS CORRESPONDENCE TO ATTENTION OF:
 FRANK WHITTAKER
 304-558-2316

RFQ COPY
 TYPE NAME/ADDRESS HERE

VENDOR

BRIDGEPORT EQUIPMENT & TOOL
 P.O. BOX 457
 435 W. MYLES
 PENNSBORO, WV 26415

SHIP TO

DIVISION OF NATURAL RESOURCES
 219/250 WARD ROAD
 ELKINS, WV
 26241 304-637-0245

DATE PRINTED	TERMS OF SALE	SHIP VIA	F.O.B.	FREIGHT TERMS
01/05/2012	NET 30 DAYS	BRIDGEPORT TRUCK	DESTINATION	
BID OPENING DATE: 02/08/2012		BID OPENING TIME 01:30PM		

LINE	QUANTITY	UOP	CAT. NO.	ITEM NUMBER	UNIT PRICE	AMOUNT
<p>ALTERNATES SHOULD SO STATE AND INCLUDE PERTINENT LITERATURE AND SPECIFICATIONS. FAILURE TO PROVIDE INFORMATION FOR ANY ALTERNATES MAY BE GROUNDS FOR REJECTION OF THE BID. THE STATE RESERVES THE RIGHT TO WAIVE MINOR IRREGULARITIES IN BIDS OR SPECIFICATIONS IN ACCORDANCE WITH SECTION 148-1-4(F) OF THE WEST VIRGINIA LEGISLATIVE RULES AND REGULATIONS.</p> <p>NOTICE</p> <p>A SIGNED BID MUST BE SUBMITTED TO:</p> <p>DEPARTMENT OF ADMINISTRATION PURCHASING DIVISION BUILDING 15 2019 WASHINGTON STREET, EAST CHARLESTON, WV 25305-0130</p> <p>THE BID SHOULD CONTAIN THIS INFORMATION ON THE FACE OF THE ENVELOPE OR THE BID MAY NOT BE CONSIDERED:</p> <p>SEALED BID</p> <p>BUYER: 44</p> <p>RFQ. NO.: DNR212072</p> <p>BID OPENING DATE: 02/08/2012</p> <p>BID OPENING TIME: 1:30 PM</p>						

SEE REVERSE SIDE FOR TERMS AND CONDITIONS

SIGNATURE: *Ronald A. Gardner* TELEPHONE: 304-659-2917 DATE: 1/31/2012
 TITLE: SALES FEIN: 34-1800484 ADDRESS CHANGES TO BE NOTED ABOVE

WHEN RESPONDING TO RFQ, INSERT NAME AND ADDRESS IN SPACE ABOVE LABELED 'VENDOR'



State of West Virginia
 Department of Administration
 Purchasing Division
 2019 Washington Street East
 Post Office Box 50130
 Charleston, WV 25305-0130

Request for Quotation

RFQ NUMBER
DNR212072

PAGE
3

ADDRESS CORRESPONDENCE TO ATTENTION OF:
FRANK WHITTAKER 304-558-2316

RFQ COPY

TYPE NAME/ADDRESS HERE

BRIDGEPORT EQUIPMENT & TOOL
 P.O. BOX 457
 435 W. MYLES AVE.
 PENNSBORO, WV 26415

SHIP TO

DIVISION OF NATURAL RESOURCES
 219/250 WARD ROAD
 ELKINS, WV
 26241 304-637-0245

DATE PRINTED: 01/05/2012	TERMS OF SALE: NET 30 DAYS	SHIP VIA: BRIDGEPORT TRUCK	F.O.B. DESTINATION	FREIGHT TERMS
-----------------------------	-------------------------------	-------------------------------	-----------------------	---------------

BID OPENING DATE: 02/08/2012 BID OPENING TIME 01:30PM

LINE	QUANTITY	UOP	CAT. NO.	ITEM NUMBER	UNIT PRICE	AMOUNT
PLEASE PROVIDE A FAX NUMBER IN CASE IT IS NECESSARY TO CONTACT YOU REGARDING YOUR BID: ----- CONTACT PERSON (PLEASE PRINT CLEARLY): ----- RONALD A. GARDNER						
***** THIS IS THE END OF RFQ DNR212072 ***** TOTAL:						ALTERNATE BID #1 \$49,983.06

SEE REVERSE SIDE FOR TERMS AND CONDITIONS

SIGNATURE <i>Ronald A. Gardner</i>	TELEPHONE 304-659-2917	DATE 1/31/2012
TITLE SALES	FEIN 34-1800484	ADDRESS CHANGES TO BE NOTED ABOVE

WHEN RESPONDING TO RFQ, INSERT NAME AND ADDRESS IN SPACE ABOVE LABELED 'VENDOR'.

**WV DIVISION OF NATURAL RESOURCES
MANUFACTURER'S LIST**

Please complete the below information concerning the brand(s) of equipment being bid in relation to this project. If bidding "or equal" brands, please attach manufacturer's literature documenting that it meets the mandatory requirements stated in the specifications. Vendors should note the areas of the provided manufacturer's literature that adheres to the mandatory requirements outlined in the Request for Quotation.

ITEM NO.	EQUIPMENT	MANUFACTURER	MODEL
1	6 -FOOT TANDEM DISK -- ENCLOSURE 1	FRONTIER (ALTERNATE)	DH1380
2	8 - FOOT TANDEM DISK - ENCLOSURE 2	FRONTIER	DH1508
3	5 - FOOT BRUSH HOG -- ENCLOSURE 3	WOODS (ALTERNATE)	BB6000X
4	6 - FOOT BRUSH HOG -- ENCLOSURE 4	JOHN DEERE	609
5	6 - FOOT BRUSH HOG -- ENCLOSURE 5	JOHN DEERE	609
6	6 - FOOT BRUSH HOG -- ENCLOSURE 6	JOHN DEERE	609
7	8 - FOOT BRUSH HOG - ENCLOSURE 7	BUSH HOG	3008SH
8	8-FOOT REAR MOUNT BLADE HD. ENCL. 8	FRONTIER (ALTERNATE)	RB2308
9	LIME SPREADER - ENCLOSURE 9	LANCO	540
10	PALLET FORKS - ENCLOSURE 10	HLA	HD5542A
11	BACKHOE ATTACHMENT - ENCLOSURE 11	WOODS (ALTERNATE)	BH90-X

**WEST VIRGINIA DIVISION OF NATURAL RESOURCES
PRICING SHEET**

Item Number	Quantity	Description	Unit Price	Amount
1	1	6-foot tandem disk	\$2,789.00	\$2,789.00
2	1	8-foot tandem disk	\$4,979.00	\$4,979.00
3	1	5-foot brush hog	\$3,681.00	\$3,681.00
4	1	6-foot brush hog	\$3,630.82	\$3,630.82
5	1	6-foot brush hog	\$3,630.82	\$3,630.82
6	1	6-foot brush hog	\$3,630.82	\$3,630.82
7	1	8-foot brush hog	\$5,643.60	\$5,643.60
8	1	8-foot rear-mounted heavy duty blade	\$2,689.00	\$2,689.00
9	1	Lime spreader	\$10,887.00	\$10,887.00
10	1	Pallet forks	\$949.00	\$949.00
11	1	Backhoe attachment	\$7,473.00	\$7,473.00
ALTERNATE BID #1			Total Cost	\$49,983.06

Note: Delivery must be made within thirty (30) days of purchase order award.

Delivered to the following locations:

Item 1

West Virginia Division of Natural Resources
Palestine Fish Hatchery
Route 1, Box 128 Fish Hatchery Road
Elizabeth, WV 26143
Contact Rodney Null (304-275-4426) for delivery information

Item 2

South Branch WMA
South Branch River Road/Trough Road
Contact Allan Niederberger (304-822-3551) for delivery information

State of West Virginia VENDOR PREFERENCE CERTIFICATE

Certification and application* is hereby made for Preference in accordance with *West Virginia Code*, §5A-3-37. (Does not apply to construction contracts). *West Virginia Code*, §5A-3-37, provides an opportunity for qualifying vendors to request (at the time of bid) preference for their residency status. Such preference is an evaluation method only and will be applied only to the cost bid in accordance with the *West Virginia Code*. This certificate for application is to be used to request such preference. The Purchasing Division will make the determination of the Resident Vendor Preference, if applicable.

- 1. **Application is made for 2.5% resident vendor preference for the reason checked:**
 Bidder is an individual resident vendor and has resided continuously in West Virginia for four (4) years immediately preceding the date of this certification; or,
 Bidder is a partnership, association or corporation resident vendor and has maintained its headquarters or principal place of business continuously in West Virginia for four (4) years immediately preceding the date of this certification; or 80% of the ownership interest of Bidder is held by another individual, partnership, association or corporation resident vendor who has maintained its headquarters or principal place of business continuously in West Virginia for four (4) years immediately preceding the date of this certification; or,
 Bidder is a nonresident vendor which has an affiliate or subsidiary which employs a minimum of one hundred state residents and which has maintained its headquarters or principal place of business within West Virginia continuously for the four (4) years immediately preceding the date of this certification; or,
- 2. **Application is made for 2.5% resident vendor preference for the reason checked:**
 Bidder is a resident vendor who certifies that, during the life of the contract, on average at least 75% of the employees working on the project being bid are residents of West Virginia who have resided in the state continuously for the two years immediately preceding submission of this bid; or,
- 3. **Application is made for 2.5% resident vendor preference for the reason checked:**
 Bidder is a nonresident vendor employing a minimum of one hundred state residents or is a nonresident vendor with an affiliate or subsidiary which maintains its headquarters or principal place of business within West Virginia employing a minimum of one hundred state residents who certifies that, during the life of the contract, on average at least 75% of the employees or Bidder's affiliate's or subsidiary's employees are residents of West Virginia who have resided in the state continuously for the two years immediately preceding submission of this bid; or,
- 4. **Application is made for 5% resident vendor preference for the reason checked:**
 Bidder meets either the requirement of both subdivisions (1) and (2) or subdivision (1) and (3) as stated above; or,
- 5. **Application is made for 3.5% resident vendor preference who is a veteran for the reason checked:**
 Bidder is an individual resident vendor who is a veteran of the United States armed forces, the reserves or the National Guard and has resided in West Virginia continuously for the four years immediately preceding the date on which the bid is submitted; or,
- 6. **Application is made for 3.5% resident vendor preference who is a veteran for the reason checked:**
 Bidder is a resident vendor who is a veteran of the United States armed forces, the reserves or the National Guard, if, for purposes of producing or distributing the commodities or completing the project which is the subject of the vendor's bid and continuously over the entire term of the project, on average at least seventy-five percent of the vendor's employees are residents of West Virginia who have resided in the state continuously for the two immediately preceding years.

Bidder understands if the Secretary of Revenue determines that a Bidder receiving preference has failed to continue to meet the requirements for such preference, the Secretary may order the Director of Purchasing to: (a) reject the bid; or (b) assess a penalty against such Bidder in an amount not to exceed 5% of the bid amount and that such penalty will be paid to the contracting agency or deducted from any unpaid balance on the contract or purchase order.

By submission of this certificate, Bidder agrees to disclose any reasonably requested information to the Purchasing Division and authorizes the Department of Revenue to disclose to the Director of Purchasing appropriate information verifying that Bidder has paid the required business taxes, provided that such information does not contain the amounts of taxes paid nor any other information deemed by the Tax Commissioner to be confidential.

Under penalty of law for false swearing (*West Virginia Code*, §61-5-3), Bidder hereby certifies that this certificate is true and accurate in all respects; and that if a contract is issued to Bidder and if anything contained within this certificate changes during the term of the contract, Bidder will notify the Purchasing Division in writing immediately.

Bidder: BRIDGEPORT EQUIPMENT & TOOL Signed: Ronald A. Gardner
 Date: 1/31/2012 Title: Sales

*Check any combination of preference consideration(s) indicated above, which you are entitled to receive.

RFQ No. DNR212078

STATE OF WEST VIRGINIA
Purchasing Division

PURCHASING AFFIDAVIT

West Virginia Code §5A-3-10a states: No contract or renewal of any contract may be awarded by the state or any of its political subdivisions to any vendor or prospective vendor when the vendor or prospective vendor or a related party to the vendor or prospective vendor is a debtor and the debt owned is an amount greater than one thousand dollars in the aggregate

DEFINITIONS:

"Debt" means any assessment, premium, penalty, fine, tax or other amount of money owed to the state or any of its political subdivisions because of a judgment, fine, permit violation, license assessment, defaulted workers' compensation premium, penalty or other assessment presently delinquent or due and required to be paid to the state or any of its political subdivisions, including any interest or additional penalties accrued thereon.

"Debtor" means any individual, corporation, partnership, association, Limited Liability Company or any other form or business association owing a debt to the state or any of its political subdivisions. "Political subdivision" means any county commission; municipality; county board of education; any instrumentality established by a county or municipality; any separate corporation or instrumentality established by one or more counties or municipalities, as permitted by law; or any public body charged by law with the performance of a government function or whose jurisdiction is coextensive with one or more counties or municipalities. "Related party" means a party, whether an individual, corporation, partnership, association, limited liability company or any other form or business association or other entity whatsoever, related to any vendor by blood, marriage, ownership or contract through which the party has a relationship of ownership or other interest with the vendor so that the party will actually or by effect receive or control a portion of the benefit, profit or other consideration from performance of a vendor contract with the party receiving an amount that meets or exceed five percent of the total contract amount.

EXCEPTION: The prohibition of this section does not apply where a vendor has contested any tax administered pursuant to chapter eleven of this code, workers' compensation premium, permit fee or environmental fee or assessment and the matter has not become final or where the vendor has entered into a payment plan or agreement and the vendor is not in default of any of the provisions of such plan or agreement.

Under penalty of law for false swearing (*West Virginia Code* §61-5-3), it is hereby certified that the vendor affirms and acknowledges the information in this affidavit and is in compliance with the requirements as stated.

WITNESS THE FOLLOWING SIGNATURE

Vendor's Name: BRIDGEPORT EQUIPMENT & TOOL

Authorized Signature: Ronald A. Gardner Date: 1/31/2012

State of WEST VIRGINIA

County of RITCHIE, to-wit:


Taken, subscribed, and sworn to before me this 31 day of Jan, 2012.

My Commission expires March 10, 2019

AFFIX SEAL HERE

NOTARY PUBLIC

Kenna S. Davis



DH1380 - 6 Ft. 8 In. 3-Point Disk Harrow with 20 Blades on 7.5 In. Spacing

3-Point Hitch: Category I and II
(Quick Hitch Compatible)
Working Width: 80 In.
Blade Spacing: 7.5 In.
Tractor HP (Maximum): 75 HP
Shipping Weight: 1326 lbs.
Approximate Operating Weight: 1206 lbs.
Number of Blades: 20
Blade Size: 22 In. Diameter
Blade Thickness: 4 mm (0.157 In.)
Frame Tubing: 4 In. x 3 In.
Gang Tubing: 4 In. x 3 In.

Bearing Hanger:
2 In. x 4 In Steel Tubing
with 3/4 In. U-bolt
Bearing Type:
Self Aligning Sealed Ball Bearing
in a Trunion Mount
Gang Axle: 1-1/8 In. Square
Front Gang Angles: 9, 12, 15, 18
Degrees
Rear Gang Angles: 9, 12, 15, 18
Degrees
Approximate Assembly Time: 15
Minutes

Specifications are based on published information at the time of publication. The engine horsepower information is provided by the engine manufacturer to be used for comparison purposes only. Actual operating horsepower will be less. Specifications are subject to change without notice. Contact your local John Deere dealer for more detailed information.

Prices are subject to change without notice. In all cases, current published price lists and incentive program bulletins will take precedence.

MANUFACTURER	Frontier
MODEL	DH1380
Dimensions	
Working width, ft, in. (cm)	6, 8 (2)
Weight	
Operating, lb (kg)	1208 (547)
Shipping, lb (kg)	1326 (601.5)
Tractor requirements	
Horsepower range, hp (kW)	75 (55.9) max
Hitch	
Type	Integral
Category	Cat. 1 and Cat. 2
Quick coupler compatibility	iMatch™ and Cat. 2 quick attach
Blade	
Spacing	---
Front, in. (cm)	7.5 (19.1)
Rear, in. (cm)	7.5 (19.1)
Size, in. (cm)	22 (55.9)
Thickness, in. (mm)	0.1378 (3.5)
Quantity	20
Type	---
Notched (front) / Notched (rear)	Standard
Smooth (front) / Smooth (rear)	Available
Notched (front) / Smooth (rear)	Available
Gang axle	
Diameter, in. (mm)	1.125 (28.6)
Type	Square
Material	C1045
Gang angles	
Front (degrees)	9, 12, 15, 18
Rear (degrees)	9, 12, 15, 18
Tubing	
Frame, in. (mm)	4x3x0.1875 (101.6x76.2x4.8) and 4x3x0.25 (101.6x76.2x6.4)
Gang, in. (mm)	4x3x0.1875 (101.6x76.2x4.8)
Bearing hanger	
Material	Mounted steel tube
Size, in. (mm)	2x4 (50.8x101.6)
U-bolt size, in. (mm)	0.75(19.1)
Bearing type	Self-aligning trunion mount, sealed ball bearings
Depth control	
Type	NA
Lighting and safety	
Transport lights	NA
Safety chain	NA
Jack	NA
Hydraulics	
Cylinder size, in. (cm)	NA
Hose length, in. (cm)	NA
Tires	
Type	NA
Size	NA
Set-up time	
Labor hours	.25
Warranty	
Time period	One year

Specifications are based on published information at the time of publication. Specifications are subject to change without notice. Contact your local John Deere dealer for more information.

ENCLOSURE 2

DH1508 - 8 Ft. Drawn Disk Harrow with 24 Blades on 7.5 In. Spacing

Hitch: Drawn Level Lift with Clevis and Jack	with 20 In. or 4 mm (0.157 In.) with 22 In.
Hitch Safety Chain: Standard	Frame Tubing: 3 In. Square
Hydraulics: 3 In. x 8 In. Cylinder with 150 In. of Hydraulic Hose	Gang Tubing: 3 In. Square
Depth Control: Center Mounted Pin Adjustment	Bearing Hanger: 2 In. x 4 In. Steel Tubing with 3/4 In. U-bolt
Tires: Standard (9.5L-15 6 Ply)	Bearing Type: Self Aligning Sealed or Lubricated Ball Bearing in a Trunion Mount
Working Width: 8 Ft.	Gang Axle: 1-1/8 In. Square
Blade Spacing: 7.5 In.	Front Gang Angles: 9, 13, 14, 16, 19, 20, 23, 24, 26 Degrees
Tractor HP: 35-55 HP	Rear Gang Angles: 8, 11, 13, 15, 16, 19, 21, 23, 27 Degrees
Shipping Weight: 2018 lbs.	Approximate Assembly Time: 4 Hours
Approximate Operating Weight: 1943 lbs.	
Number of Blades: 24	
Blade Size: 20 In. or 22 In. Diameter	
Blade Thickness: 3.5 mm (0.138 In.)	

Specifications are based on published information at the time of publication. The engine horsepower information is provided by the engine manufacturer to be used for comparison purposes only. Actual operating horsepower will be less. Specifications are subject to change without notice. Contact your local John Deere dealer for more detailed information.

Prices are subject to change without notice. In all cases, current published price lists and incentive program bulletins will take precedence.

MANUFACTURER	Frontier
MODEL	DH1508 7.5 in. spacing
Dimensions	
Working width, ft, in. (cm)	8 (2.4)
Weight	
Operating, lb (kg)	1943 or 2040 (881.3 or 925.3)
Shipping, lb (kg)	2018 or 2115 (915.3 or 959.3)
Tractor requirements	
Horsepower range, hp (kW)	35-55 (26.1-41)
Hitch	
Type	Level lift drawn with clevis
Category	NA
Quick coupler compatibility	NA
Blade	
Spacing	---
Front, in. (cm)	7.5 (19.1)
Rear, in. (cm)	7.5 (19.1)
Size, in. (cm)	20 or 22 (50.8 or 55.9)
Thickness, in. (mm)	0.1378 or 0.1575 (3.5 or 4)
Quantity	24
Type	---
Notched (front) / Notched (rear)	Standard
Smooth (front) / Smooth (rear)	Available
Notched (front) / Smooth (rear)	Available
Gang axle	
Diameter, in. (mm)	1.125 (28.6)
Type	Square
Material	C1045
Gang angles	
Front (degrees)	9, 13, 14, 16, 19, 20, 23, 24, 26
Rear (degrees)	8, 11, 13, 15, 16, 19, 21, 23, 27
Tubing	
Frame, in. (mm)	4x3x0.1875 (101.6x76.2x4.8) and 5x3x0.25 (127x76.2x6.4)
Gang, in. (mm)	3x3x0.1875 (76.2x76.2x4.8)
Bearing hanger	
Material	Steel
Size, in. (mm)	2x4 (50.8x101.6)
U-bolt size, in. (mm)	0.75(19.1)
Bearing type	Self-aligning trunion mount, sealed or lubricated ball bearings
Depth control	
Type	Pin adjust, center mount
Lighting and safety	
Transport lights	NA
Safety chain	Standard
Jack	Standard
Hydraulics	
Cylinder size, in. (cm)	3x8 (7.6x20.3)
Hose length, in. (cm)	150 (381)
Tires	
Type	Pneumatic
Size	9.5L-15 6 ply
Set-up time	
Labor hours	4
Warranty	

Heavy-Duty - Specifications



Measurements

Model	BB6000X	BB7200X	BB8400X
Cutting width	60 inches	72 inches	84 inches
Transport width	68.5 inches	80.5 inches	92.5 inches
Maximum overall length	104 inches	116 inches	128 inches
Deck length	70 inches	84 inches	96 inches
Cutting height range	2-12 inches	2-12 inches	2-12 inches
Cutting capacity	4 inches	4 inches	4 inches
Gearbox horsepower	150 hp	150 hp	200 hp
Gearbox output shaft diameter	2.375 inches	2.375 inches	2.375 inches
Blade tip speed	13,575 FPM	13,950 FPM	14,250 FPM
Blade rotation	CCW	CCW	CCW
Deck side depth	11.7 inches	11.7 inches	11.7 inches

Weights

Model	BB6000X	BB7200X	BB8400X
Approximate weight*	1,320 lbs	1,440 lbs	1,800 lbs

* Without optional chain shielding

Materials & Construction

Model	BB6000X	BB7200X	BB8400X
Blade dimensions	(2) 1/2 x 4 inches	(2) 1/2 x 4 inches	(2) 1/2 x 4 inches
Blade composition	heat-treated alloy steel	heat-treated alloy steel	heat-treated alloy steel
Blade carrier	round stump jumper	round stump jumper	round stump jumper
Blade mount system	quick-change pins	quick-change pins	quick-change pins
Blade pin diameter	1.5 inches	1.5 inches	1.5 inches
Cutting deck thickness	7 gauge	7 gauge	7 gauge
Side frame thickness	1/4 inch	1/4 inch	1/4 inch
Tail wheel - laminated tire	4 x 16 inches	4 x 16 inches	5 x 16 inches
Tail wheel mount	4-point	4-point	4-point
Safety-shielded driveline	category 5	category 5	category 5
Driveline protection	slip-clutch	slip-clutch	slip-clutch
Frame & deck support	3" x 4" full length structural beams	3" x 4" full length structural beams	3" x 4" full length structural beams
Rear bumper	2" tubular	2" tubular	2" tubular

Compatibilities

Model	BB6000X	BB7200X	BB8400X
Tractor horsepower	40-150 hp	50-150 hp	65-200 hp
Tractor PTO speed	540 RPM	540 RPM	540 RPM
Hitch category / type	category 1 & 2 / clevis	category 1 & 2 / clevis	category 2 & 3 / clevis

Heavy-duty, heat-treated, alloy steel blades are free-swinging, reducing damage caused when the blades strike a solid object. With the blade tip speed range between 13,000 and over 14,000 feet per minute, a high-quality cut is virtually assured.

3" x 4" structural beams extend through entire deck plate, providing maximum frame strength. Other brands use formed channels, welded only on deck top or deck underside. All hitch, lift

and tail wheel points are welded to structural beams.

Rear 2" tubular bumper welded between deck plate and deck skirt adds more strength and prevents damage when backing over heavy brush.

4-point, frame mounted tail wheel adds strength and durability with less side stress.

NEW heavy-duty clevis hitch points add strength and reduce stress.

Super-duty replaceable full-length skid shoes standard.

Deck side depth of almost 12" handles large volumes of cut material.

Rear metal band deflector and rubber front belt shields standard. (not shown)

Rear deck slope with extended length directs material out of cutter, improving cutting performance, with less horsepower requirements.

Puncture-proof 16" laminated tail wheels, with cast iron hubs are built to stand up to heavy use and demanding conditions. **The full 360° swivel, caster-action** allows for increased maneuverability.

ENCLOSURE 4


JOHN DEERE
[Archives](#) [Attachments Search](#) [Configurator](#) [JDQuote2](#) [Dealer Menu](#) [Feedback](#) [Help](#)



North American Sales Manual

[Specs](#) | [Compare Specs](#) | [Compare All](#)
[Printer-Friendly Version](#)
[Export to Excel](#)
[Change Display Options](#)

Manufacturer	John Deere	
MODEL	609	
Capacity		
Cutting Width, in. (mm)	72 (1829)	
Cutting Height, in. (mm)	2 to 9 (50 to 229)	
Cutting Capacity (diameter), in. (mm)	4 (101.6)	
Cutting Chamber Depth, in. (mm)	10 (254)	
Tractor Compatibility		
Tractor PTO HP Range	Minimum 40	
Tractor PTO	540	
Hitch		
Type	Lift-Type	
Category	2, 3N	
Dimensions		
Transport Width, in. (mm)	77 (1956)	
Overall Width, in. (mm)	---	
Overall Length, in. (mm)	---	
Deck Shape	Flat	
Deck Type	Single	
Deck Thickness, in. (gauge) (mm)	.179 (7) (4.5)	
Upper	---	
Lower	---	
Side Skirt Thickness, in. (gauge) (mm)	.25 (3) (6)	
Approx. Weight, lb. (kg)	1195 (543)	
Drivelines		
Size	---	
Main	ASAE Category 4	
Connecting	---	
Protection	---	
Main	Non-seize, self-adjusting clutch	
Connecting	---	
Gearcases		
Number	1	
HP Rating	---	
Transfer	---	
Center	100 hp (74.5 kW) continuous / 150 hp (112 kW) peak	
Outer	---	
Blades		
Thickness, in. (mm)	.5 (13)	
Width, in. (mm)	4 (102)	
Type	Flat, Offset	
Overlap, in. (mm)	---	
Blade Tip Speed, ft./min. (m/s)	---	
540 RPM	13,623 (69.2)	
1000 RPM	---	
Material Flow System	Integrated	
Holder	---	
Type	Bar Type	
Wheels		
Type	Laminated	
Row Width Adjustment	No	
Shielding		
Front	Chain	
Rear	Chain or Solid	

609 and 709 Rotary Cutters

John Deere rotary cutters come with a rear safety chain and safety chain shields to help protect you from objects which may become airborne.



FEATURES

609 ROTARY CUTTER

The 609 Rotary Cutter is a traditional single-deck design that has historically proven to be one of the most durable and best performing heavy-duty, single-spindle rotary cutters in the market place. The 609 is available in a 540 rpm tractor PTO lift-type configuration. This heavy-duty rotary cutter with 6-foot cutting width is ideal for handling a variety of applications.

- Reclaiming old pastures (capable of mulching brush and saplings up to 4-inch in diameter).
- Cutting heavy row-crop residue.
- Mowing highway right-of-ways.

A tractor with a minimum of 40 horsepower is required. Type and volume of material being cut will affect horsepower requirements.

709 ROTARY CUTTER

The 709 Rotary Cutter is a traditional single-deck design that has historically proven to be one of the most durable and best performing heavy-duty, single-spindle rotary cutters in the market place. The 709 is available in a 540 rpm tractor PTO lift-type configuration. This heavy-duty rotary cutter with 7-foot cutting width is ideal for handling a variety of applications.

- Reclaiming old pastures (capable of mulching brush and saplings up to 4-inch in diameter).
- Cutting heavy row-crop residue.
- Mowing highway right-of-ways.

A tractor with a minimum of 45 PTO horsepower is required. Type and volume of material being cut will affect horsepower requirements.

See compatibility chart on pages 144 - 148.







[Specs](#) |
 [Compare Specs](#) |
 [Compare All](#)

Printer-Friendly Version	Export to Excel	Change Display Options
--	---------------------------------	--

Manufacturer	John Deere	
MODEL	609	
Capacity		
Cutting Width, in. (mm)	72 (1829)	
Cutting Height, in. (mm)	2 to 9 (50 to 229)	
Cutting Capacity (diameter), in. (mm)	4 (101.6)	
Cutting Chamber Depth, in. (mm)	10 (254)	
Tractor Compatibility		
Tractor PTO HP Range	Minimum 40	
Tractor PTO	540	
Hitch		
Type	Lift-Type	
Category	2, 3N	
Dimensions		
Transport Width, in. (mm)	77 (1956)	
Overall Width, in. (mm)	---	
Overall Length, in. (mm)	---	
Deck Shape	Flat	
Deck Type	Single	
Deck Thickness, in. (gauge) (mm)	.179 (7) (4.5)	
Upper	---	
Lower	---	
Side Skirt Thickness, in. (gauge) (mm)	.25 (3) (6)	
Approx. Weight, lb. (kg)	1195 (543)	
Drivelines		
Size	---	
Main	ASAE Category 4	
Connecting	---	
Protection	---	
Main	Non-seize, self-adjusting clutch	
Connecting	---	
Gearcases		
Number	1	
HP Rating	---	
Transfer	---	
Center	100 hp (74.5 kW) continuous / 150 hp (112 kW) peak	
Outer	---	
Blades		
Thickness, in. (mm)	.5 (13)	
Width, in. (mm)	4 (102)	
Type	Flat, Offset	
Overlap, in. (mm)	---	
Blade Tip Speed, ft./min. (m/s)	---	
540 RPM	13,623 (69.2)	
1000 RPM	---	
Material Flow System	Integrated	
Holder	---	
Type	Bar Type	
Wheels		
Type	Laminated	
Row Width Adjustment	No	
Shielding		
Front	Chain	
Rear	Chain or Solid	

609 and 709 Rotary Cutters



John Deere rotary cutters come standard with a rear safety chain shield. These safety chain shields protect the operator from objects which could become airborne.

FEATURES

609 ROTARY CUTTER

The 609 Rotary Cutter is a traditional single-deck design that has historically proven to be one of the most durable and best performing heavy-duty, single-spindle rotary cutters in the market place. The 609 is available in a 540 rpm tractor PTO lift-type configuration. This heavy-duty rotary cutter with 6-foot cutting width is ideal for handling a variety of applications.

- Reclaiming old pastures (capable of mulching brush and saplings up to 4-inch in diameter).
- Cutting heavy row-crop residue.
- Mowing highway right-of-ways.

A tractor with a minimum of 40 horsepower is required. Type and volume of material being cut will affect horsepower requirements.

709 ROTARY CUTTER

The 709 Rotary Cutter is a traditional single-deck design that has historically proven to be one of the most durable and best performing heavy-duty, single-spindle rotary cutters in the market place. The 709 is available in a 540 rpm tractor PTO lift-type configuration. This heavy-duty rotary cutter with 7-foot cutting width is ideal for handling a variety of applications.

- Reclaiming old pastures (capable of mulching brush and saplings up to 4-inch in diameter).
- Cutting heavy row-crop residue.
- Mowing highway right-of-ways.

A tractor with a minimum of 45 PTO horsepower is required. Type and volume of material being cut will affect horsepower requirements.

See compatibility chart on pages 144 - 148.






[Specs](#) | [Compare Specs](#) | [Compare All](#)
[Printer-Friendly Version](#)
[Export to Excel](#)
[Change Display Options](#)

Manufacturer	John Deere	
MODEL	609	
Capacity		
	Cutting Width, in. (mm)	72 (1829)
	Cutting Height, in. (mm)	2 to 9 (50 to 229)
	Cutting Capacity (diameter), in. (mm)	4 (101.6)
	Cutting Chamber Depth, in. (mm)	10 (254)
Tractor Compatibility		
	Tractor PTO HP Range	Minimum 40
	Tractor PTO	540
Hitch		
	Type	Lift-Type
	Category	2, 3N
Dimensions		
	Transport Width, in. (mm)	77 (1956)
	Overall Width, in. (mm)	---
	Overall Length, in. (mm)	---
	Deck Shape	Flat
	Deck Type	Single
	Deck Thickness, in. (gauge) (mm)	.179 (7) (4.5)
	Upper	---
	Lower	---
	Side Skirt Thickness, in. (gauge) (mm)	.25 (3) (6)
	Approx. Weight, lb. (kg)	1195 (543)
Drivelines		
	Size	---
	Main	ASAE Category 4
	Connecting	---
	Protection	---
	Main	Non-seize, self-adjusting clutch
	Connecting	---
Gearcases		
	Number	1
	HP Rating	---
	Transfer	---
	Center	100 hp (74.5 kW) continuous / 150 hp (112 kW) peak
	Outer	---
Blades		
	Thickness, in. (mm)	.5 (13)
	Width, in. (mm)	4 (102)
	Type	Flat, Offset
	Overlap, in. (mm)	---
	Blade Tip Speed, ft./min. (m/s)	---
	540 RPM	13,623 (69.2)
	1000 RPM	---
	Material Flow System	Integrated
	Holder	---
	Type	Bar Type
Wheels		
	Type	Laminated
	Row Width Adjustment	No
Shielding		
	Front	Chain
	Rear	Chain or Solid

609 and 709 Rotary Cutters

John Deere rotary cutters come with a variety of safety features including a rear safety chain, 2000 lb. (907 kg) safety chain shields, and a rear safety chain shield. Always use proper operation to avoid objects which could damage the machine.



FEATURES

609 ROTARY CUTTER

The 609 Rotary Cutter is a traditional single-deck design that has historically proven to be one of the most durable and best performing heavy-duty, single-spindle rotary cutters in the market place. The 609 is available in a 540 rpm tractor PTO lift-type configuration. This heavy-duty rotary cutter with 6-foot cutting width is ideal for handling a variety of applications.

- Reclaiming old pastures (capable of mulching brush and saplings up to 4-inch in diameter).
- Cutting heavy row-crop residue.
- Mowing highway right-of-ways.

A tractor with a minimum of 40 horsepower is required. Type and volume of material being cut will affect horsepower requirements.

709 ROTARY CUTTER

The 709 Rotary Cutter is a traditional single-deck design that has historically proven to be one of the most durable and best performing heavy-duty, single-spindle rotary cutters in the market place. The 709 is available in a 540 rpm tractor PTO lift-type configuration. This heavy-duty rotary cutter with 7-foot cutting width is ideal for handling a variety of applications.

- Reclaiming old pastures (capable of mulching brush and saplings up to 4-inch in diameter).
- Cutting heavy row-crop residue.
- Mowing highway right-of-ways.

A tractor with a minimum of 45 PTO horsepower is required. Type and volume of material being cut will affect horsepower requirements.

See compatibility chart on pages 144 - 148.



ENCLOSURE 7



SPECIFICATIONS

SERIES	3008	3008 SH
Cutting Width	98 inches	98 inches
Transport Width	101 inches	101 inches
Type Hitch	3-Pt. Cat. I & II standard and quick hitch, Cat. I & II semi-mount and center pull	Category II semi-mount
Cutting Height	2 to 13 inches	2 to 15 inches
Cutting Capacity	2-inch diameter	2-inch diameter
Deck Thickness	10 gauge steel	10 gauge steel
Side Band Depth	10 inches	10 inches
Recommended Tractor Horsepower	50 HP (lift), 40 HP (pull)	40 HP (semi-mount)
Driveshaft	ASAE Cat. 4	ASAE Cat. 4
Number Gearboxes	3	3
Gearbox Horsepower	120 (center), 90 (outboard)	120 (center), 90 (outboard)
Gearbox RPM	540 or 1000	540 or 1000
Blade Holders	Round	Round
Blades	1/2 x 4 inch uplift	1/2 x 4 inch uplift
Blade Tip Speed	16,345 fpm (540 rpm)	16,345 fpm (540 rpm)
Blade Overlap	3 inches	3 inches
Driveline Protection	Slip Clutch	Slip Clutch
Type Wheels	Laminated, pneumatic, airplane	Laminated

YOUR AUTHORIZED BUSH HOG 3008 SERIES ROTARY CUTTER DEALER IS:

SPECIFICATIONS SUBJECT TO CHANGE WITHOUT NOTICE



BUSH HOG[®], L.L.C.

P.O. Box 1039 • Selma, AL 36702-1039
Telephone (334) 874-2700

FRONTIER PRODUCTS
Landscaping

RB2308 - 8 Ft. Heavy Duty Rear Blade
Equipment for Base Machine

Hitch:	120 Minutes (Approximate)
3-Point Category II and	Angle: 360 Degrees
ASAE Category II Quick Coupler	Angle - Forward:
Tractor HP:	3 Positions, Up to 45 Degrees Each Side
120 HP (Maximum - 2WD)	Angle - Reverse:
110 HP (Maximum - 4WD)	3 Positions, Up to 45 Degrees Each Side
Tilt: 3 Positions,	Skid Shoes (Pair): Optional
Up to 23 Degrees Up or Down	End Plates (Pair): Optional
Shipping Weight: 1196 lbs.	Parking Stand: Standard
Offset: 9 In. or 18 In. Left or Right	Hydraulic Tilt, Angle and Offset Kits:
Moldboard Thickness: 5/16 In.	Optional (Hoses and Fittings Included)
Moldboard Length: 96 In.	
Moldboard Height: 19 In.	
Duty: Heavy Duty	
Cutting Edge:	
1/2 In. x 6 In. Reversible	
Approximate Operating Weight: 1139 lbs.	
Assembly/Set-Up Time:	


Lime Spreaders

LS 540 / LS 1150 / LS 1680

MADE

ENCLOSURE 9

STANDARDS



Farmers talk, we listen

We design our spreaders by listening carefully to what farmers say, then deliver extra value by using the highest quality materials with a firm commitment to uncompromising workmanship.

The family of Lanco Lime Spreaders includes 2-ton, 5-ton and 8-ton sizes, each with both PTO and Ground Drive capabilities. When it's time to spread it's convenient to have a spreader that will work with any tractor that is available.

For added versatility, Lanco Lime Spreaders also handle fertilizer, poultry litter, pelletized products and more. State-of-the-art "electronics-over-hydraulics" controls provide outstanding spreading precision regardless of ground speed.

One look and you'll see the difference. Lanco Spreaders are what every farmer looks for. How do we know? We asked.

Smart design and heavy duty construction provide the perfect combination of durability, reliability and spreading precision.

Ask about optional auger and conveyor discharge systems. Truck mounts also available.


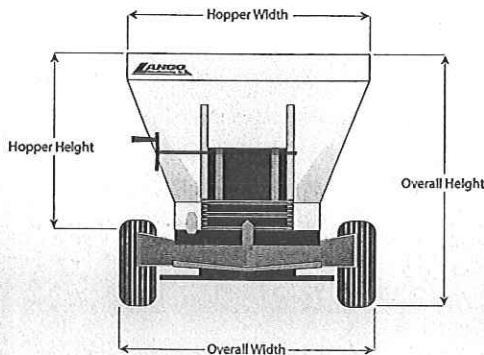
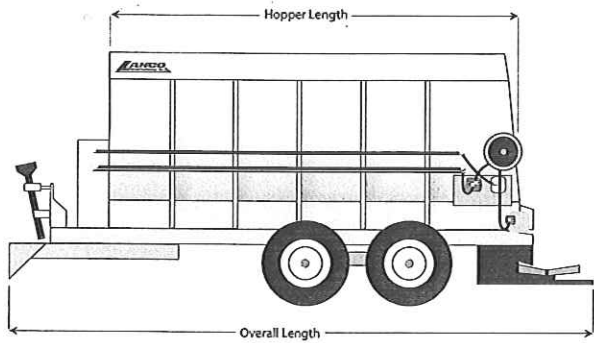


Building with Excellence


717-576-4695 • 717-556-4143

www.LancoEquipment.com • E-mail: sales@lancoequipment.com


More High Quality Features Come Standard



Advanced hydraulic system
The precision of "electronics-over-hydraulics" can't be beat. Electronic sensors in the wheels send continuous signals to the hydraulic system. Applications are consistent and precise regardless of ground speed.



Walking beam suspension
Super-duty walking beam suspension helps absorb and distribute stress on the spreader when traveling rough terrain. This helps make operation easier and can add years to service life.



Attention to detail
From the heavy gauge materials, to the rack-and-pinion endgate, every Lanco Spreader has the kind of workmanship that farmers appreciate. It's all about the value.

Specifications	Model LS-540	Model LS-1150	Model LS-1680
Hopper Height	3' 2"	3' 11"	3' 11"
Hopper Width	5'	6' 2"	6' 2"
Hopper Length	7'	8'	11'
Hopper Capacity	65 cu. ft.	115 cu. ft.	168 cu. ft.
Overall Height	6'	6' 7"	7' 2"
Overall Width	5' 7"	6' 6"	7' 6"
Overall Length	13' 1"	14' 7"	16' 9"
Suspension	Single Axle	Single Axle	Single Axle
Wheel Track Width (Center to Center)	4' 6"	5' 7"	6' 11"
Empty Weight	2300 lb.	2920 lb.	4280 lb.
Maximum Gross Weight	8,300 lb.	14,920 lb.	20,280 lb.

*** Truck mounts also available ***

Standard Features	Model 540	Model 1150	Model 1680
Heavy duty single axle	✓		
11L-15 x 8-ply tires	✓	✓	
16.5L-16.1 x 10-ply tires			✓
Quick-latch spinner attachment	✓	✓	✓
Walking beam suspension		✓	✓
12-volt apron on/off switch	✓	✓	✓
PTO hydraulic drive, self-contained hydraulic system	✓	✓	✓
Check valve coupler on spinners for free-wheel stopping	✓	✓	✓
Double 25-inch spinner disks, made from 1/4" plate, six 10" blades per disk	✓	✓	✓
24" wide conveyor	✓	✓	✓
667X heavy duty pintle chain, w 3/8" thick slats	✓	✓	✓
Apron slats spaced every other link for smoother spread patterns	✓	✓	✓
Heavy duty no-rust, no-rot poly floor	✓	✓	✓
5,000 lb. capacity jack stand	✓	✓	✓
Options			
Walking beam suspension	✓		
Transport light package	✓	✓	✓
Surge brake	✓	✓	✓
Rollover tarp	✓	✓	✓
Manual tarp	✓	✓	✓
Engine hydraulic unit	✓	✓	✓
Flotation tires (31-1350 x 15.5L 8-ply)	✓	✓	
Flotation tires (19L-16.1 10-ply)			✓
Flotation tires (21.5L-16.1 10-ply)			✓
Aircraft tires (31-13 x 12 20-ply)	✓	✓	
Aircraft tires (40 x 15.5 x 16 26-ply)			✓
Conveyor attachment with 2-way discharge	✓	✓	✓
Auger attachment	✓	✓	✓
Raven variable rate control kit	✓	✓	✓



Building with Excellence

717-576-4695 • 717-556-4143

www.LancoEquipment.com • E-mail: sales@lancoequipment.com

ENCLOSURE 10



LOADER ATTACHMENTS | **SNOW BLADES** | **WAGONS** | **CONTACT** | **DEALER** | **HOME** | **WHERE T**

Home > Loader Attachments > Forks > Pallet Forks > 5500 Lb. Heavy Duty Pallet Fork

5500 LB. HEAVY DUTY PALLET FORK

- 1 1/2 x 4 CLASS II HOOK TYPE SOLID FORK LIFT TINES
- 5500 LB. CAPACITY @24" L.C.
- C/W GUARD
- 50" WIDE CARRIAGE
- SLIDING ADJUSTABLE
- TINES CAN BE LOCKED IN ANY POSITION



[CLICK TO ENL](#)

- Adaptors >
- Buckets >
- Blades >
- Forks >
- Big Arm >
- Grapples >
- Hydraulic Hammers >
- Hydraulic Rotary Broom >
- Scrapers >
- Silage >
- Spears >
- Accessories >
- Available Loader Models >
- Featured Products >

SPECIFICATIONS

PART#	NAME	TINE LENGTH	APP WEIGHT
HD5542	HEAVY DUTY PALLET FORK C/W GUARD 42" TINES	42"	4f
HD5548	HEAVY DUTY PALLET FORK C/W GUARD 48" TINES	48"	4f
HD5554	HEAVY DUTY PALLET FORK C/W GUARD 54" TINES	54"	5f
HD55	CARRIAGE ONLY C/W GUARD LESS TINES		



PHOTO GALLERY

VIDEO GALLERY

SUPPORT


WOODS®

Table of Contents

BACKHOE – TRACTOR MOUNTED
9-foot – BH90-X Groundbreaker-X™

FEATURES:

- Two lever operating controls
- Woods' unique easy on/easy off 4-point **EXCLUSIVE FEATURE** mounting system – no tools required
- High back seat
- Wide stance stabilizer arms with flip-over cast pad (Street and claw)
- Replaceable bushings
- Easy access walk-through design
- Wear rings on all cylinders
- Mountings compatible with 3-point, sub-frames or skid steer
- Construction grade Gannon® buckets **EXCLUSIVE FEATURE**
- 2-year warranty



Specifications:

Tractor Horsepower	30 – 70 hp
Digging Depth (2-foot flat bottom)	9 feet, 1 inch
Swing Arc	180 degrees
Loading Height	7 feet, 5 inches
Transport Height	8 feet, 1 inch
Reach from Swing Pivot	12 feet, 1 inch
Dipperstick Digging Force	2900 lbs.
Bucket Digging Force	4180/5070 lbs.
Required Hydraulic Flow	9 – 12 gpm
Pressure	2500 psi

WARNING

To avoid hitch failure and possible operator injury, before mounting the BH90-X backhoe to the tractor 3-pt. hitch, verify that the hitch meets ASAE standards. Also observe the maximum and minimum hitch dimensions described in the safety and assembly sections of the Operator's Manuals. Woods® makes no warranty, implied or otherwise, concerning the structural integrity of any tractor's 3-point hitch or tractor frame housing assembly. If tractor is not equipped with front end loader, front end ballast is required for safety and stability.

WARNING: Sub-frame kits listed are required for all tractors listed.

BH90X



Complimenting our line of Groundbreaker-X backhoes, the BH90-X is truly "The Beast"! It's been designed to endure the most rigorous commercial operation and provide years of worryfree service — maintaining Woods reputation for "Tested. Proven.Unbeatable." products.

[Return To Backhoes](#)

Specifications

Tractor PTO horsepower	30-70 hp
Digging depth - 2' flat	109"
Digging depth - 8' flat	91"
Reach from swing pivot	145"
Loading height	89"
Transport height	97"
Swing arc	180°
Bucket rotation	180°
Stabilizer spread (up)	66"
Stabilizer spread (down)	100"
Relief pressure	2,500 psi
Bucket digging force	4,180/5,070 lbs*
Dipperstick digging force	2,900 lbs
2-cylinder swing	standard
Swing speed control	standard
Bucket widths	12"-36"
Bolt-on vs. pin-on teeth	pin-on
Thumb	optional
Flip-over stabilizers	standard
Stabilizer street pads	optional
PTO pump kit	optional
Clean-up (ditching) bucket	36"
Cemetery bucket	36"
Quick-attach bucket	optional
Multi-position bucket	standard
Available colors	<div style="display: flex; justify-content: space-around; align-items: center;"> ■ Black ■ Green ■ Orange </div> <div style="display: flex; justify-content: space-around; align-items: center; margin-top: 5px;"> ■ Red ■ Vibrant Blue </div>