



State of West Virginia  
 Department of Administration  
 Purchasing Division  
 2019 Washington Street East  
 Post Office Box 50130  
 Charleston, WV 25305-0130

# Request for Quotation

RFQ NUMBER  
**SYSFURN10**

PAGE  
**1**

ADDRESS CORRESPONDENCE TO ATTENTION OF  
**JO ANN ADKINS**  
**304-558-8802**

**RFQ COPY**  
**TYPE NAME/ADDRESS HERE**

Southern Metal Industries  
 8767 Alabama Highway  
 Ringgold, GA 30736

**ALL STATE AGENCIES  
 AND POLITICAL SUBDIVISIONS  
 VARIOUS LOCALES AS INDICATED  
 BY ORDER**

DATE PRINTED	TERMS OF SALE	SHIP VIA	FOB	FREIGHT TERMS
12/08/2010				

BID OPENING DATE: **12/21/2010** BID OPENING TIME **01:30PM**

LINE	QUANTITY	UOP	CAT NO	ITEM NUMBER	UNIT PRICE	AMOUNT
***** ADDENDUM NO. 3 ***** 1. TO PROVIDE ANSWERS TO THE FOLLOWING QUESTIONS: 1Q. DO WE ACTUALLY NEED TO SUBMIT A BIFMA TESTING CERTIFICATION OR IS THE SHEET INCLUDED IN THE BID THAT SAYS WE AGREE THAT EVERYTHING MEETS SPECS? 1A. SIGNING THE CERTIFICATION LETTER WILL BE ACCEPTABLE. 2Q. CAN WE LIST TWO CONTRACT CONTACTS? 2A. YES 3Q. WE (MANUFACTURER) DID NOT PUBLISH OUR MOST RECENT PRICELIST - CAN WE JUST PROVIDE THEM ON CD? 3A. YES 2. BID OPENING DATE HAS BEEN MOVED TO 12/21/2010. ***** END OF ADDENDUM NO. 3 *****						

**RECEIVED**  
 2010 DEC 20 A 10:29  
 PURCHASING DIVISION  
 STATE OF WV

SEE REVERSE SIDE FOR TERMS AND CONDITIONS

SIGNATURE *Will J. Hutchins* TELEPHONE **800-241-5246** DATE **12-10-10**

TITLE **Customer Service Dir** FEIN **580948857** ADDRESS CHANGES TO BE NOTED ABOVE

WHEN RESPONDING TO RFQ, INSERT NAME AND ADDRESS IN SPACE ABOVE LABELLED 'VENDOR'

**GENERAL TERMS & CONDITIONS**  
**REQUEST FOR QUOTATION (RFQ) AND REQUEST FOR PROPOSAL (RFP)**

1. Awards will be made in the best interest of the State of West Virginia.
2. The State may accept or reject in part, or in whole, any bid.
3. Prior to any award, the apparent successful vendor must be properly registered with the Purchasing Division and have paid the required \$125 fee.
4. All services performed or goods delivered under State Purchase Order/Contracts are to be continued for the term of the Purchase Order/Contracts, contingent upon funds being appropriated by the Legislature or otherwise being made available. In the event funds are not appropriated or otherwise available for these services or goods this Purchase Order/Contract becomes void and of no effect after June 30.
5. Payment may only be made after the delivery and acceptance of goods or services.
6. Interest may be paid for late payment in accordance with the *West Virginia Code*.
7. Vendor preference will be granted upon written request in accordance with the *West Virginia Code*.
8. The State of West Virginia is exempt from federal and state taxes and will not pay or reimburse such taxes.
9. The Director of Purchasing may cancel any Purchase Order/Contract upon 30 days written notice to the seller.
10. The laws of the State of West Virginia and the *Legislative Rules* of the Purchasing Division shall govern the purchasing process.
11. Any reference to automatic renewal is hereby deleted. The Contract may be renewed only upon mutual written agreement of the parties.
12. **BANKRUPTCY:** In the event the vendor/contractor files for bankruptcy protection, the State may deem this contract null and void, and terminate such contract without further order.
13. **HIPAA BUSINESS ASSOCIATE ADDENDUM:** The West Virginia State Government HIPAA Business Associate Addendum (BAA), approved by the Attorney General, is available online at [www.state.wv.us/admin/purchase/vrc/hipaa.htm](http://www.state.wv.us/admin/purchase/vrc/hipaa.htm) and is hereby made part of the agreement. Provided that the Agency meets the definition of a Cover Entity (45 CFR §160.103) and will be disclosing Protected Health Information (45 CFR §160.103) to the vendor.
14. **CONFIDENTIALITY:** The vendor agrees that he or she will not disclose to anyone, directly or indirectly, any such personally identifiable information or other confidential information gained from the agency, unless the individual who is the subject of the information consents to the disclosure in writing or the disclosure is made pursuant to the agency's policies, procedures, and rules. Vendor further agrees to comply with the Confidentiality Policies and Information Security Accountability Requirements, set forth in <http://www.state.wv.us/admin/purchase/privacy/noticeConfidentiality.pdf>.
15. **LICENSING:** Vendors must be licensed and in good standing in accordance with any and all state and local laws and requirements by any state or local agency of West Virginia, including, but not limited to, the West Virginia Secretary of State's Office, the West Virginia Tax Department, and the West Virginia Insurance Commission. The vendor must provide all necessary releases to obtain information to enable the director or spending unit to verify that the vendor is licensed and in good standing with the above entities.
16. **ANTITRUST:** In submitting a bid to any agency for the State of West Virginia, the bidder offers and agrees that if the bid is accepted the bidder will convey, sell, assign or transfer to the State of West Virginia all rights, title and interest in and to all causes of action it may now or hereafter acquire under the antitrust laws of the United States and the State of West Virginia for price fixing and/or unreasonable restraints of trade relating to the particular commodities or services purchased or acquired by the State of West Virginia. Such assignment shall be made and become effective at the time the purchasing agency tenders the initial payment to the bidder.

I certify that this bid is made without prior understanding, agreement, or connection with any corporation, firm, limited liability company, partnership, or person or entity submitting a bid for the same material, supplies, equipment or services and is in all respects fair and without collusion or fraud. I further certify that I am authorized to sign the certification on behalf of the bidder or this bid.

**INSTRUCTIONS TO BIDDERS**

1. Use the quotation forms provided by the Purchasing Division. Complete all sections of the quotation form.
2. Items offered must be in compliance with the specifications. Any deviation from the specifications must be clearly indicated by the bidder. Alternates offered by the bidder as **EQUAL** to the specifications must be clearly defined. A bidder offering an alternate should attach complete specifications and literature to the bid. The Purchasing Division may waive minor deviations to specifications.
3. Unit prices shall prevail in case of discrepancy. All quotations are considered F.O.B. destination unless alternate shipping terms are clearly identified in the quotation.
4. All quotations must be delivered by the bidder to the office listed below prior to the date and time of the bid opening. Failure of the bidder to deliver the quotations on time will result in bid disqualifications: Department of Administration, Purchasing Division, 2019 Washington Street East, P.O. Box 50130, Charleston, WV 25305-0130
5. Communication during the solicitation, bid, evaluation or award periods, except through the Purchasing Division, is strictly prohibited (W.Va. C.S.R. §148-1-6.6).



State of West Virginia  
 Department of Administration  
 Purchasing Division  
 2019 Washington Street East  
 Post Office Box 50130  
 Charleston, WV 25305-0130

# Request for Quotation

BFO NUMBER:  
**SYSFURN10**

PAGE:  
**2**

ADDRESS CORRESPONDENCE TO ATTENTION OF:  
**JO ANN ADKINS  
 304-558-8802**

**RFQ COPY  
 TYPE NAME/ADDRESS HERE**

Southern Metal Industries  
 8767 Alabama Highway  
 Ringgold, GA 30736

**ALL STATE AGENCIES  
 AND POLITICAL SUBDIVISIONS  
 VARIOUS LOCALES AS INDICATED  
 BY ORDER**

DATE PRINTED	TERMS OF SALE	SHIP VIA	F.O.B.	FREIGHT TERMS
12/08/2010				

BID OPENING DATE: **12/21/2010**      BID OPENING TIME: **01:30PM**

LINE	QUANTITY	UOP	CAT NO	ITEM NUMBER	UNIT PRICE	AMOUNT
0001	1	JB		425-94		
OFFICE FURNITURE, PANEL SYSTEMS, CHAIRS, ETC.						
***** THIS IS THE END OF RFQ SYSFURN10 ***** TOTAL: _____						

SEE REVERSE SIDE FOR TERMS AND CONDITIONS

SIGNATURE <i>Will M. Smith III</i>	TELEPHONE 800-241-5246	DATE 12-10-10
TITLE Customer Service Dir	FEIN 580948857	ADDRESS CHANGES TO BE NOTED ABOVE

WHEN RESPONDING TO RFQ, INSERT NAME AND ADDRESS IN SPACE ABOVE LABELED 'VENDOR'



State of West Virginia  
 Department of Administration  
 Purchasing Division  
 2019 Washington Street East  
 Post Office Box 50130  
 Charleston, WV 25305-0130

# Request for Quotation

RFQ NUMBER  
**SYSFURN10**

PAGE  
**1**

ADDRESS CORRESPONDENCE TO ATTENTION OF  
**JO ANN ADKINS  
 304-558-8802**

RFQ COPY  
 TYPE NAME/ADDRESS HERE

**Southern Metal Industries  
 8767 Alabama Hwy.  
 Ringgold, GA 30736**

ALL STATE AGENCIES  
 AND POLITICAL SUBDIVISIONS  
 VARIOUS LOCALES AS INDICATED  
 BY ORDER

DATE PRINTED	TERMS OF SALE	SHIP VIA	FOB	FREIGHT TERMS
12/02/2010				
BID OPENING DATE: 12/21/2010		BID OPENING TIME 01:30PM		

LINE	QUANTITY	UQP	CAT NO	ITEM NUMBER	UNIT PRICE	AMOUNT
***** ADDENDUM #2 *****						
1. ELECTRONIC VERSION OF SYSFURN10 PRICING PAGE CAN BE FOUND AT : WWW.STATE.WV.US/ADMIN/PURCHASE/NEWBUL.HTM  THE PAPER COPY SHALL PREVAIL IF ANY DIFFERENCE EXISTS BETWEEN THE ELECTRONIC COPY AND THE PAPER BID SUBMITTED.  ***** END OF ADDENDUM #2 *****						
0001	1	JB	425-94	OFFICE FURNITURE, PANEL SYSTEMS, CHAIRS, ETC.		
***** THIS IS THE END OF RFQ SYSFURN10 ***** TOTAL:						

SEE REVERSE SIDE FOR TERMS AND CONDITIONS

SIGNATURE <i>Will M. Adkins III</i>	TELEPHONE 800-241-5246	DATE 12-9-10
TITLE Customer Service Dir	FEIN 580948857	ADDRESS CHANGES TO BE NOTED ABOVE

WHEN RESPONDING TO RFQ, INSERT NAME AND ADDRESS IN SPACE ABOVE LABELED 'VENDOR'



State of West Virginia  
 Department of Administration  
 Purchasing Division  
 2019 Washington Street East  
 Post Office Box 50130  
 Charleston, WV 25305-0130

**Request for Quotation**

RFQ NUMBER  
**SYSFURN10**

PAGE  
**1**

ADDRESS CORRESPONDENCE TO ATTENTION OF  
**JO ANN ADKINS**  
**304-558-8802**

RFQ COPY  
 TYPE NAME/ADDRESS HERE

VENDOR

Southern Metal Industries  
 8767 Alabama Highway  
 Ringgold, GA 30736

SHIP TO

ALL STATE AGENCIES  
 AND POLITICAL SUBDIVISIONS  
 VARIOUS LOCALES AS INDICATED  
 BY ORDER

DATE PRINTED <b>12/01/2010</b>	TERMS OF SALE	SHIP VIA	FOB	FREIGHT TERMS
BID OPENING DATE: <b>12/14/2010</b>		BID OPENING TIME <b>01:30PM</b>		

LINE	QUANTITY	UOP	GAT NO	ITEM NUMBER	UNIT PRICE	AMOUNT
***** ADDENDUM NO. 1 *****						
1.				MANDATORY PRE-BID SIGN-IN SHEETS ATTACHED.		
2.				SYSFURN10 QUESTIONS AND ANSWERS ATTACHED.		
3.				SYSFURN10 SPECIFICATIONS REVISED AND ATTACHED.		
***** END OF ADDENDUM NO. 1 *****						
0001	1	JB	425-94	OFFICE FURNITURE, PANEL SYSTEMS, CHAIRS, ETC.		

SIGNATURE: *William L. Smith III* TELEPHONE: **800-241-5246** DATE: **12-9-10**

TITLE: **Customer Service Dir** FEIN: **580948857**

SEE REVERSE SIDE FOR TERMS AND CONDITIONS

ADDRESS CHANGES TO BE NOTED ABOVE

WHEN RESPONDING TO RFQ, INSERT NAME AND ADDRESS IN SPACE ABOVE LABELED 'VENDOR'



State of West Virginia  
 Department of Administration  
 Purchasing Division  
 2019 Washington Street East  
 Post Office Box 50130  
 Charleston, WV 25305-0130

# Request for Quotation

RFQ NUMBER  
**SYSFURN10**

PAGE  
**9**

ADDRESS CORRESPONDENCE TO ATTENTION OF  
**JD ANN ADKINS  
 304-558-8802**

RFQ COPY  
 TYPE NAME/ADDRESS HERE

STATE OF WEST VIRGINIA

Southern Metal Industries  
 8767 Alabama Highway  
 Ringgold, GA 30736

SHIP TO

ALL STATE AGENCIES  
 AND POLITICAL SUBDIVISIONS  
 VARIOUS LOCALES AS INDICATED  
 BY ORDER

DATE PRINTED	TERMS OF SALE	SHIP VIA	FOB	FREIGHT TERMS
11/04/2010				

BID OPENING DATE: **12/14/2010** BID OPENING TIME: **01:30PM**

LINE	QUANTITY	UOP	CAT NO	ITEM NUMBER	UNIT PRICE	AMOUNT
BID OPENING TIME: <b>1:30 PM</b> PLEASE PROVIDE A FAX NUMBER IN CASE IT IS NECESSARY TO CONTACT YOU REGARDING YOUR BID: <b>706-955-6854</b> CONTACT PERSON (PLEASE PRINT CLEARLY): <b>William G. (Tripp) Smith III</b>						
***** THIS IS THE END OF RFQ SYSFURN10 ***** TOTAL: _____						

SEE REVERSE SIDE FOR TERMS AND CONDITIONS

SIGNATURE <i>William G. Smith III</i>	TELEPHONE 800-241-5246	DATE 12-9-10
TITLE Customer Service Dir	FEIN 580948857	ADDRESS CHANGES TO BE NOTED ABOVE



State of West Virginia  
 Department of Administration  
 Purchasing Division  
 2019 Washington Street East  
 Post Office Box 50130  
 Charleston, WV 25305-0130

# Request for Quotation

RFO NUMBER
SYSFURN10

PAGE
6

ADDRESS CORRESPONDENCE TO ATTENTION OF
JO ANN ADKINS 304-558-8802

RFQ COPY  
 TYPE NAME/ADDRESS HERE

Southern Metal Industries  
 8767 Alabama Hwy.  
 Ringgold, GA 30736

ALL STATE AGENCIES  
 AND POLITICAL SUBDIVISIONS  
 VARIOUS LOCALES AS INDICATED  
 BY ORDER

DATE PRINTED	TERMS OF SALE	SHIP VIA	FOB	FREIGHT TERMS
11/04/2010				
BID OPENING DATE: 12/14/2010		BID OPENING TIME 01:30PM		

LINE	QUANTITY	UOP	CAT NO	ITEM NUMBER	UNIT PRICE	AMOUNT
NO. 3	.....					
NO. 4	.....					
NO. 5	.....					
<p>I UNDERSTAND THAT FAILURE TO CONFIRM THE RECEIPT OF THE ADDENDUM(S) MAY BE CAUSE FOR REJECTION OF BIDS.</p> <p>VENDOR MUST CLEARLY UNDERSTAND THAT ANY VERBAL REPRESENTATION MADE OR ASSUMED TO BE MADE DURING ANY ORAL DISCUSSION HELD BETWEEN VENDOR'S REPRESENTATIVES AND ANY STATE PERSONNEL IS NOT BINDING. ONLY THE INFORMATION ISSUED IN WRITING AND ADDED TO THE SPECIFICATIONS BY AN OFFICIAL ADDENDUM IS BINDING.</p> <p>..... <i>Will J. Smith III</i> .....            SIGNATURE</p> <p>..... Southern Metal Industries .....            COMPANY</p> <p>..... 12-9-10 .....            DATE</p> <p>NOTE: THIS ADDENDUM ACKNOWLEDGEMENT SHOULD BE SUBMITTED WITH THE BID.</p> <p>REV. 09/21/2009</p> <p>MANDATORY PRE-BID</p> <p>A MANDATORY PRE-BID WILL BE HELD ON NOVEMBER 15, 2010 AT 10:00 A.M. IN THE PURCHASING DIVISION CONFERENCE ROOM</p>						

SEE REVERSE SIDE FOR TERMS AND CONDITIONS

SIGNATURE <i>Will J. Smith III</i>	TELEPHONE 800-241-5246	DATE 12-9-10
TITLE Customer Service Dir	FEIN 580948857	ADDRESS CHANGES TO BE NOTED ABOVE

WHEN RESPONDING TO RFQ. INSERT NAME AND ADDRESS IN SPACE ABOVE LABELED 'VENDOR'



State of West Virginia  
 Department of Administration  
 Purchasing Division  
 2019 Washington Street East  
 Post Office Box 50130  
 Charleston, WV 25305-0130

**Request for  
 Quotation**

RFQ NUMBER
<b>SYSFURN10</b>

PAGE
<b>1</b>

ADDRESS CORRESPONDENCE TO ATTENTION OF
<b>JO ANN ADKINS        304-558-8802</b>

RFQ COPY  
 TYPE NAME/ADDRESS HERE

Southern Metal Industries  
 8767 Alabama Hwy.  
 Ringgold, GA 30736

ALL STATE AGENCIES  
 AND POLITICAL SUBDIVISIONS  
 VARIOUS LOCALES AS INDICATED  
 BY ORDER

DATE PRINTED	TERMS OF SALE	SHIP VIA	F.O.B.	FREIGHT TERMS
<b>11/04/2010</b>				

BID OPENING DATE: **12/14/2010** BID OPENING TIME **01:30PM**

LINE	QUANTITY	UOP	CAT NO	ITEM NUMBER	UNIT PRICE	AMOUNT
<b>REQUEST FOR QUOTATION</b>						
<p>THE PURCHASING DIVISION IS SOLICITING BIDS FOR A BLANKET OPEN-END STATEWIDE CONTRACT FOR SYSTEMS FURNITURE AND ALL OTHER TYPES OF OFFICE FURNITURE.</p> <p>*****NOTICE*****NOTICE*****NOTICE*****</p> <p>MANDATORY PRE-BID MEETING ON 11/15/2010 AT 10:00AM LOCATED IN THE PURCHASING DIVISION CONFERENCE ROOM LOCATED IN BUILDING 15, 2019 WASHINGTON ST.E., CHARLESTON, WV.</p> <p>*****</p> <p>INQUIRIES</p> <p>WRITTEN QUESTIONS SHALL BE ACCEPTED THROUGH CLOSE OF BUSINESS ON THURSDAY, NOVEMBER 11, 2010. QUESTIONS MAY BE SENT VIA USPS, FAX, COURIER OR E-MAIL. IN ORDER TO ASSURE NO ONE VENDOR RECEIVED AN UNFAIR ADVANTAGE, NO SUBSTANTICE QUESTIONS WILL BE ANSWERED ORALLY. IF POSSIBLE, E-MAIL QUESTIONS ARE PREFERRED. ADDRESS INQUIRIES TO:</p> <p>JO ANN ADKINS          DEPARTMENT OF ADMINISTRATION          PURCHASING DIVISION          2019 WASHINGTON STREET, EAST          CHARLESTON, WV 25305          FAX: 304.558.4115          E-MAIL: JO.A.ADKINS@WV.GOV</p> <p>ATTACHMENTS:</p>						

SEE REVERSE SIDE FOR TERMS AND CONDITIONS

SIGNATURE	TELEPHONE	DATE
<i>Will M. Hutchins</i>	<b>300-241-5246</b>	<b>12-9-10</b>

TITLE	FEIN	ADDRESS CHANGES TO BE NOTED ABOVE
<b>Customer Service Dir</b>	<b>580948857</b>	

WHEN RESPONDING TO RFQ, INSERT NAME AND ADDRESS IN SPACE ABOVE LABELED 'VENDOR'



EXHIBIT A - SYSFURN10

Vendor/Contact Information	Manufacturer	Model/Line/Product	Catalog Identifier	Discount %
Vendor:	Southern Metal Ind.	Deskube	7/1/2006	49%
Southern Metal Industries, Inc.	Southern Metal Ind.	OPEN Panel System	1/1/2006	49%
	Southern Metal Ind.	Synerflex "NG"	1/1/2008	49%
	Southern Metal Ind.	Smi Training Tables	5/1/2010	49%
Contract Coordinator:	Southern Metal Ind.	Smi Seating	Smi Seating	49%
William G. (Tripp) Smith III				
Address:				
8767 Alabama Hwy.				
Ringgold, GA 30736				
Phone #:				
800-241-5246				
Fax #:				
706-935-6854				
Toll Free #:				
800-241-5246				
Email:				
Labor Rate:				
\$50.00 per hour				
Design Fee:				
\$50.00 per hour				
Signature:				
William G. Smith III				
Print Name:				
William G. Smith III				
Title:				
Customer Service Director				



STATE OF GEORGIA

2010 Corporation Annual Registration

OFFICE OF SECRETARY OF STATE

Annual Registration Filings

P.O. Box 23038

Columbus, Georgia 31902-3038

Brian P. Kemp
Secretary of State

Chauncey Newsome
Director

Information on record as of: 2/25/2010

Entity Control No. H811509 Amount Due: \$30.00 Amount Due AFTER April 1, 2010: \$55.00
SOUTHERN METAL INDUSTRIES, INC.
PO BOX 219
RINGGOLD GA, 30736-0219

Each business entity registered or filed with the Office of Secretary of State is required to file an annual registration. Amount due for this entity is indicated above and below on the remittance form. Annual fee is \$30. If amount is more than \$30, the total reflects amount(s) due from previous year(s) and any applicable late fee(s). Renew by April 1, 2010. Your Annual Registration must be postmarked by April 1, 2010. If your registration and payment are not postmarked by April 1, 2010, you will be assessed a \$25.00 late filing penalty fee.

For faster processing, we invite you to file your Annual Registration online with a credit card at www.georgiacorporations.org. The Corporations Division accepts Visa, MC, Discover, American Express and ATM/Debit Cards with the Visa or MC logo for online filings only. Annual Registrations not processed online require payment with a check, certified bank check or money order. We cannot accept cash for payment.

You may mail your registration in by submitting the bottom portion of this remittance with a check or money order payable to "Secretary of State". All checks must be pre-printed with a complete address in order to be accepted by our offices for your filing. Absolutely, no counter or starter checks will be accepted. Failure to adhere to these guidelines will delay or possibly reject your filing. Checks that are dishonored by your bank are subject to a \$30.00 NSF charge. Failure to honor your payment could result in a civil suit filed against you and/or your entity may be Administratively Dissolved by the Secretary of State. [See O.C.G.A. § 13-6-15 and Title 14, respectively.]

Officer, address and Agent information currently of record is listed below. Please verify "county of registered office." If correct and complete, detach bottom portion, sign, and return with payment. Or, enter changes as needed and submit. Complete each line, even if the same individual serves as Chief Executive Officer, Chief Financial Officer, and Secretary of the corporation.

Note: Registered Agent address must be a street address in Georgia where the agent may be served personally. A mail drop or P.O. Box does not comply with Georgia law for registered office. P.O. Boxes may be used for principal office and officers' addresses.

Any person authorized by the entity to do so may sign and file registration (including online filing). Additionally, a person who signs a document submits an electronic filing he or she knows is false in any material respect with the intent that the document be delivered to the Secretary of State for filing shall be guilty of a misdemeanor and, upon conviction thereof, shall be punished to the highest degree permissible by law. [O.C.G.A. § 14-2-129.]

Please return ONLY the original form below and applicable fee(s). For more information on Annual Registrations or to file online, visit www.georgiacorporations.org. Or, call 404-656-2817. PLEASE PRINT LEGIBLY.

Current information printed below. Review and update as needed. Detach original coupon and return with payment.

Table with columns: CORPORATION NAME, ADDRESS, CITY, STATE, ZIP. Rows include Southern Metal Industries, Inc. and officer/agent information. Includes a section for corrections and a signature/DATE area.


BR201 2010 Corporation Annual Registration

108 H811509%7 0030004 SOUTHERNMETALINDUSTRE 201004019 055004

# OCCUPATIONAL TAX CERTIFICATE

This Certificate must be posted in a conspicuous place

## SOUTHERN METAL INDUSTRIES



Effective Date  
01/01/2010

Expiration Date  
12/31/2010

Certificate Number  
20090563

WILLIAM G. SMITH, JR.  
8767 ALABAMA ROAD  
RINGGOLD, GA 30736

Planning and Zoning Administrator

Date

2/8/10

This certificate entitles business to be conducted in conformity with and subject to the provisions of the Ordinances of Catoosa County and the laws of the State of Georgia.

1853

(Cut here before displaying)

ST-2

THIS CERTIFICATE MUST BE PUBLICLY DISPLAYED AS PROVIDED BY LAW



STATE OF GEORGIA  
DEPARTMENT OF REVENUE  
Sales and Use Tax Division

**CERTIFICATE OF REGISTRATION**

Issued pursuant to the Retailers' and Consumers' Sales and Use Tax Act of 1951, as amended

SAID PERSON NAMED HEREON IS AUTHORIZED AND EMPOWERED TO COLLECT GEORGIA SALES AND USE TAX,  
METROPOLITAN ATLANTA RAPID TRANSIT AUTHORITY, LOCAL OPTION, SPECIAL COUNTY AND MOTOR FUEL.

STATE TAXPAYER IDENTIFIER <b>20000150370</b>	EFFECTIVE DATE <b>01-02-1965</b>	CERTIFICATE NUMBER <b>023012247</b>
COUNTY NAME: <b>CATOOSA</b>	COMMODITY CODE NAME: <b>79-OTHER MANUFACTURERS</b>	

**SOUTHERN METAL INDUSTRIES INC  
SOUTHERN METAL INDUSTRIES INC  
P O BOX 219**

**RINGGOLD GA 30736**

**LOCATION ADDRESS:  
8767 ALABAMA HWY  
RINGGOLD**

**IMPORTANT**  
This Certificate is  
**NON TRANSFERABLE**

See back of this Certificate for  
further information  
and instructions

COMMISSIONER OF REVENUE

EACH PLACE OF BUSINESS MUST BE REGISTERED SEPARATELY.

PRODUCER 706.935.3731 FAX 706.965.7912  
**Weeks & Peters Insurance**  
 7604 Nashville Street  
 P.O. Box 850  
 Ringgold, GA 30736

INSURED **Southern Metal Industries, Inc.**  
 P.O. Box 219  
 8767 Alabama Highway  
 Ringgold, GA 30736

**THIS CERTIFICATE IS ISSUED AS A MATTER OF INFORMATION ONLY AND CONFERS NO RIGHTS UPON THE CERTIFICATE HOLDER. THIS CERTIFICATE DOES NOT AMEND, EXTEND OR ALTER THE COVERAGE AFFORDED BY THE POLICIES BELOW.**

INSURERS AFFORDING COVERAGE	NAIC #
INSURER A: <b>Cincinnati Insurance Co.</b>	
INSURER B: <b>Bridgefield Casualty Co</b>	
INSURER C:	
INSURER D:	
INSURER E:	

**COVERAGES**

THE POLICIES OF INSURANCE LISTED BELOW HAVE BEEN ISSUED TO THE INSURED NAMED ABOVE FOR THE POLICY PERIOD INDICATED. NOTWITHSTANDING ANY REQUIREMENT, TERM OR CONDITION OF ANY CONTRACT OR OTHER DOCUMENT WITH RESPECT TO WHICH THIS CERTIFICATE MAY BE ISSUED OR MAY PERTAIN, THE INSURANCE AFFORDED BY THE POLICIES DESCRIBED HEREIN IS SUBJECT TO ALL THE TERMS, EXCLUSIONS AND CONDITIONS OF SUCH POLICIES. AGGREGATE LIMITS SHOWN MAY HAVE BEEN REDUCED BY PAID CLAIMS.

INSR ADD'L LTR INSR	TYPE OF INSURANCE	POLICY NUMBER	POLICY EFFECTIVE DATE (MM/DD/YYYY)	POLICY EXPIRATION DATE (MM/DD/YYYY)	LIMITS
A	GENERAL LIABILITY <input checked="" type="checkbox"/> COMMERCIAL GENERAL LIABILITY CLAIMS MADE <input type="checkbox"/> OCCUR <input checked="" type="checkbox"/>	CAP5174700	09/12/2010	09/12/2011	EACH OCCURRENCE \$ <b>1,000,000</b>
					DAMAGE TO RENTED PREMISES (Ea occurrence) \$ <b>100,000</b>
					MED EXP (Any one person) \$ <b>5,000</b>
					PERSONAL & ADV INJURY \$ <b>1,000,000</b>
					GENERAL AGGREGATE \$ <b>2,000,000</b>
					PRODUCTS - COMP/OP AGG \$ <b>2,000,000</b>
					GEN'L AGGREGATE LIMIT APPLIES PER: <input type="checkbox"/> POLICY <input type="checkbox"/> PRO-JECT <input type="checkbox"/> LOC
	AUTOMOBILE LIABILITY <input type="checkbox"/> ANY AUTO <input type="checkbox"/> ALL OWNED AUTOS <input type="checkbox"/> SCHEDULED AUTOS <input type="checkbox"/> HIRED AUTOS <input type="checkbox"/> NON-OWNED AUTOS				COMBINED SINGLE LIMIT (Ea accident) \$ BODILY INJURY (Per person) \$ BODILY INJURY (Per accident) \$ PROPERTY DAMAGE (Per accident) \$
	GARAGE LIABILITY <input type="checkbox"/> ANY AUTO				AUTO ONLY - EA ACCIDENT \$ OTHER THAN AUTO ONLY: EA ACC \$ AGG \$
A	EXCESS / UMBRELLA LIABILITY <input checked="" type="checkbox"/> OCCUR <input type="checkbox"/> CLAIMS MADE	CAP5174700	09/12/2010	09/12/2011	EACH OCCURRENCE \$ <b>1,000,000</b>
					AGGREGATE \$ <b>1,000,000</b>
					\$
					\$
B	WORKERS COMPENSATION AND EMPLOYERS' LIABILITY ANY PROPRIETOR/PARTNER/EXECUTIVE OFFICER/MEMBER EXCLUDED? (Mandatory in NH) If yes, describe under SPECIAL PROVISIONS below	19302460	03/21/2010	03/21/2010	<input checked="" type="checkbox"/> WC STATU-TORY LIMITS <input type="checkbox"/> OTH-ER
					E.L. EACH ACCIDENT \$ <b>500,000</b>
					E.L. DISEASE - EA EMPLOYEE \$ <b>500,000</b>
					E.L. DISEASE - POLICY LIMIT \$ <b>500,000</b>
A	OTHER Personal Property	CAP5174700	09/12/2010	09/12/2011	<b>\$2,900,000 Limit</b> <b>\$1,000 deductible</b>

DESCRIPTION OF OPERATIONS / LOCATIONS / VEHICLES / EXCLUSIONS ADDED BY ENDORSEMENT / SPECIAL PROVISIONS  
**Location: 8767 Alabama Highway, Ringgold, GA 30736**

**CERTIFICATE HOLDER**

**The State of West Virginia**  
**Department of Administration**  
**Purchasing Division**  
 2019 Washington Street East  
 Charleston, WV 25305-0130

**CANCELLATION**

SHOULD ANY OF THE ABOVE DESCRIBED POLICIES BE CANCELLED BEFORE THE EXPIRATION DATE THEREOF, THE ISSUING INSURER WILL ENDEAVOR TO MAIL 10 DAYS WRITTEN NOTICE TO THE CERTIFICATE HOLDER NAMED TO THE LEFT, BUT FAILURE TO DO SO SHALL IMPOSE NO OBLIGATION OR LIABILITY OF ANY KIND UPON THE INSURER, ITS AGENTS OR REPRESENTATIVES.

AUTHORIZED REPRESENTATIVE

**Randall Peters/CB**

*Randall Peters*

## **IMPORTANT**

If the certificate holder is an ADDITIONAL INSURED, the policy(ies) must be endorsed. A statement on this certificate does not confer rights to the certificate holder in lieu of such endorsement(s).

If SUBROGATION IS WAIVED, subject to the terms and conditions of the policy, certain policies may require an endorsement. A statement on this certificate does not confer rights to the certificate holder in lieu of such endorsement(s).

## **DISCLAIMER**

This Certificate of Insurance does not constitute a contract between the issuing insurer(s), authorized representative or producer, and the certificate holder, nor does it affirmatively or negatively amend, extend or alter the coverage afforded by the policies listed thereon.

# CERTIFICATION

SYSFURN10

By submitting a signed bid for SYSFURN10 - supplying system furniture and other furniture requirements - vendor hereby certifies under penalty of fraud that all mandatory specifications contained in the Request for Quotation are met.

**Southern Metal Industries, Inc.**

Vendor (Type Name of Company)

**8767 Alabama Highway Ringgold, GA 30736**

Address

**William G. Smith III**

Customer Service Director

Name (Type Name)

Title

*William G. Smith III*

12-9-10

Signature

Date

Note: No contract shall be awarded prior to receipt of this certification.

TÜV America Inc.  
355 East 48<sup>th</sup> Street  
Holland, MI 49423

Phone: (616) 546-3902  
Fax: (616) 546-3903  
E-mail: info@tuvam.com  
www.TUVamerica.com



CERT. NO. 265.01



***DESK / TABLE PRODUCT TESTING***  
**DESK WITH RETURN (S)**

***TEST REPORT***

**PREPARED FOR:**



October 1, 2008  
TUV Job Number: H-6512  
PO Number: 23513



**TABLE OF CONTENTS**

**PRODUCTS TESTED..... 1**

**DATES TESTED..... 1**

**SUMMARY ..... 2**

**STABILITY UNDER VERTICAL LOAD TEST PROCEDURE..... 3-4**

**CONCENTRATED FUNCTIONAL LOAD TEST PROCEDURE..... 5-6**

**DISTRIBUTED FUNCTIONAL LOAD TEST PROCEDURE..... 7-8**

**CONCENTRATED PROOF LOAD TEST PROCEDURE ..... 9-10**

**DISTRIBUTED PROOF LOAD TEST PROCEDURE ..... 11-12**

**TOP LOAD EASE (CYCLIC) TEST PROCEDURE ..... 13-14**

**FREE FALL DROP TEST ..... 15-16**

**APPROVAL SIGNATURE..... 16**



**Desk / Table Testing**

Mr. Jeff Funke  
 Metalworks Inc.  
 902 Fourth Street  
 Ludington, MI 49431

**PURCHASE ORDER: 23513**

**TUV JOB# H-6512**

*TUV SÜD America Inc. letters, reports and data apply only to the samples tested and are not necessarily an indication of the qualities associated with apparently identical or similar products. TUV SÜD America reports shall not be reproduced except in full and with written approval of the customer and/or TUV SÜD America.*

**PRODUCTS TESTED:**

Two (2) Desk Units with Return(s) received in good condition for testing.

SAMPLE ID	DESCRIPTION
H6512-1	24" x 42" CRV Corner Desk P/N: DCC2442N with One 24" x 72" Return Desk P/N: R2472N
H6512-2	24" x 42" CRV Corner Desk P/N: DCC2442N with Two 24" x 72" Return Desk P/N: R2472N

**DATES TESTED:**

Furniture testing was performed from 08/04/08 to 09/25/08.

**SUMMARY:**

The following table summarizes the test results per ANSI/BIFMA X5.5-2008:

<b>SAMPLE ID</b>	<b>TEST</b>	<b>MET/ DID NOT REQUIRMENT</b>
H6512-1	Stability Under Vertical Load	Met Requirement
H6512-1	Distributed Functional Load	Met Requirement
H6512-1	Distributed Proof Load	Met Requirement
H6512-1 H6512-2	Concentrated Functional Load	Met Requirement Met Requirement
H6512-1 H6512-2	Concentrated Proof Load	Did Not Meet Requirement Met Requirement
H6512-2	Top Load Ease	Met Requirement
H6512-2	Free Fall Drop	Met Requirement

**PRODUCTS TESTED:**

One Desk/Table Unit with one return received in good condition and identified as H6512-1.


**DATES TESTED:**

Stability under vertical load testing was performed on 08/04/08.

**TEST PROCEDURE:**

Stability under Vertical Load:  
ANSI/BIFMA X5.5-2008, 4.3

- The sample was leveled on a test platform in its normal operating position.
- A 125Lb. static load was placed through a 12" diameter disk located 1" in from the front edge of the desk top at its least stable position.
- The load was placed in three separate locations to verify the least stable position had been evaluated.
- Note: Statement in acceptance criteria regarding extendible elements does not apply to this sample.



**TEST SET UP PHOTO  
RED CIRCLES INDICATE LOAD LOCATIONS.**

**DATA AND OBSERVATIONS:**

The sample did not tip over.

**ACCEPTANCE LEVEL:**

The unit shall not tip over. If an extendible element(s) opens during the test and prevents the unit from tipping over due to contact with the test platform, the unit does not meet the acceptance criteria.

**TEST RESULTS:**

The sample met the requirements.

**TEST EQUIPMENT:**

**Table 1: Test Equipment**

Equipment Identification Number	Description	Model No.	Serial No.	Calibration Due Date
ZE 536	10 lb. Cal. Standard	Class 6	103G	10/31/08
ZE-687	Ohaus Digital Bench Scale	CD-11	N/A	VBU
N/A	Shot Bags	N/A	N/A	VBU
N/A	Tape Measure	N/A	N/A	N/A
N/A	12" Diameter Disk	N/A	N/A	VBU

**PRODUCTS TESTED:**

Two (2) Desk Units with Return(s) received in good condition for testing:

SAMPLE ID	DESCRIPTION
H6512-1	24" x 42" CRV Corner Desk P/N: DCC2442N with One 24" x 72" Return Desk P/N: R2472N
H6512-2	24" x 42" CRV Corner Desk P/N: DCC2442N with Two 24" x 72" Return Desk P/N: R2472N


**DATES TESTED:**

Concentrated Functional Load testing was performed on 08/07/08 & 09/24/04.


**TEST PROCEDURE:**

Concentrated Functional Load Test:  
ANSI/BIFMA X5.5-2008, 5.2

- The sample was leveled on a test platform in its normal operating position.
- Two 200 lb. loads were applied to the sample per A/B X5.5-2008, Table 1.
- The loads were placed through 12" diameter disks, located 1" from the front edge of the desk top with their centers 36" apart at the apparent weakest point.
- The loads were allowed to remain for 60 minutes.
- Note: The above procedure was repeated for sample H6512-2 with the following exceptions:
  - The samples legs were secured to prevent tipping.
  - The two concentrated loads were placed centered over the ganged edges, maintaining a 36" distance from center to center and 1" back from the front edge of the top.
- Note: Statement in acceptance criteria regarding extendible members does not apply to these samples.



**SAMPLE H6512-1 TEST SET UP**



**SAMPLE H6512-2 TEST SET UP**

**DATA AND OBSERVATIONS:**

There was no loss of serviceability to either sample as a result of testing.

**ACCEPTANCE LEVEL:**

There shall be no loss of serviceability. Upon completion of the test, the extendible member(s) shall meet the pull force requirements of Section 19.

**TEST RESULTS:**

The samples met the requirements.

**TEST EQUIPMENT:**

**Table 1: Test Equipment**

Equipment Identification Number	Description	Model No.	Serial No.	Calibration Due Date
ZE 536	10 lb. Cal. Standard	Class 6	103G	10/31/08
ZE-687	Ohaus Digital Bench Scale	CD-11	N/A	VBU
N/A	Shot Bags	N/A	N/A	VBU
N/A	Tape Measure	N/A	N/A	N/A
ZE 896	Digital Timer/Stop Watch	5500	72022803	1/14/2009
N/A	12" Diameter Disks	N/A	N/A	VBU

**PRODUCTS TESTED:**

One Desk / Table Unit with one return received in good condition and identified as H6512-1.

**DATES TESTED:**

Distributed Functional Load testing was performed on 08/06/08.

**TEST PROCEDURE:**

Distributed Functional Load Test:  
ANSI/BIFMA X5.5-2008, 5.3

- The sample was leveled on a test platform in its normal operating position.
- The specified load was evenly distributed centered over a line 8" in from the edge along the entire perimeter of the sample.
- The load was calculated as follows:  
 $(312" \text{ perimeter}) \times (1.5 \text{ lb/in}) = 468 \text{ lbs.}$
- The load was allowed to remain in place for 60 minutes and then removed.
- Note: Statement in acceptance criteria regarding extendible member(s) do not apply.



**TEST SET UP**



**DATA AND OBSERVATIONS:**

There was no loss of serviceability.

**ACCEPTANCE LEVEL:**

There shall be no loss of serviceability. Upon completion of the test, the extendible member(s) shall meet the pull force requirement of Section 19.

**TEST RESULTS:**

The sample met the requirements.

**TEST EQUIPMENT:**

Table 1: Test Equipment

Equipment Identification Number	Description	Model No.	Serial No.	Calibration Due Date
ZE 536	10 lb. Cal. Standard	Class 6	103G	10/31/08
ZE-687	Ohaus Digital Bench Scale	CD-11	N/A	VBU
N/A	Steel Shot Bags	N/A	N/A	VBU
N/A	Tape Measure	N/A	N/A	N/A
ZE 896	Digital Timer/Stop Watch	5500	72022803	1/14/2009

**PRODUCTS TESTED:**

Two (2) Desk Units with Return(s) received in good condition for testing.

SAMPLE ID	DESCRIPTION
H6512-1	24" x 42" CRV Corner Desk P/N: DCC2442N with One 24" x 72" Return Desk P/N: R2472N
H6512-2	24" x 42" CRV Corner Desk P/N: DCC2442N with Two 24" x 72" Return Desk P/N: R2472N


**DATES TESTED:**

Concentrated Proof Load testing was performed on 08/07/08 & 09/25/08.


**TEST PROCEDURE:**

Concentrated Proof Load Test:  
ANSI/BIFMA X5.5-2008, 5.4

- The sample was leveled on a test platform in its normal operating position.
- Two 300 lb. loads were applied to the sample per A/B X5.5-2008, Table 1.
- The loads were placed through 12" diameter disks, located 1" from the front edge of the desk top with their centers 36" apart at the apparent weakest point.
- Note: The above procedure was repeated for sample H6512-2 with the following exceptions:
  - The samples legs were secured to prevent tipping.
  - The two concentrated loads were placed centered over the ganged edges, maintaining a 36" distance from center to center and 1" back from the front edge of the top.
  - The loads were allowed to remain in place for 15 minutes and then removed.



**SAMPLE H6512-1  
PHOTO OF SAMPLE DAMAGE WHILE  
APPLYING LOADS**



**SAMPLE H6512-2  
SET UP PHOTO**

**DATA AND OBSERVATIONS:**

- Sample H6512-1 collapsed before the 300 lb. loads were in place.
- Sample H6512 remained serviceable and there was no sudden and major change in the structural integrity of the unit.

**ACCEPTANCE LEVEL:**

There shall be no sudden and major change in the structural integrity of the product. Loss of serviceability is acceptable.

**TEST RESULTS:**

- Sample H6512-1 did not meet the requirements.
- Sample H6512-2 met the requirements.

**TEST EQUIPMENT:**

Table 1: Test Equipment

Equipment Identification Number	Description	Model No.	Serial No.	Calibration Due Date
ZE 536	10 lb. Cal. Standard	Class 6	103G	10/31/08
ZE-687	Ohaus Digital Bench Scale	CD-11	N/A	VBU
N/A	Shot Bags	N/A	N/A	VBU
N/A	Tape Measure	N/A	N/A	N/A
ZE 896	Digital Timer / Stop Watch	5500	72022803	1/14/2009

**PRODUCTS TESTED:**

One Desk-/Table Unit with one return received in good condition and identified as H6512-1.

**DATES TESTED:**

Distributed Proof Load testing was performed on 08/06/08.

**TEST PROCEDURE:**

Distributed Proof Load Test:  
ANSI/BIFMA X5.5-2008, 5.5

- The sample was leveled on a test platform in its normal operating position.
- The specified load was evenly distributed centered over a line 8" in from the edge along the entire perimeter of the sample.
- The load was calculated as follows:  
 $(312" \text{ perimeter}) \times (2.3 \text{ lb/in}) = 718 \text{ lbs.}$
- The load was allowed to remain in place for 15 minutes and then removed.



**TEST SET UP**

**DATA AND OBSERVATIONS:**

There was no sudden and /or major change in the structural integrity of the product, nor was there any loss of serviceability as a result of testing.

**ACCEPTANCE LEVEL:**

There shall be no sudden and major change in the structural integrity of the product. Loss of serviceability is acceptable.

**TEST RESULTS:**

The unit met the requirements.

**TEST EQUIPMENT:****Table 1: Test Equipment**

Equipment Identification Number	Description	Model No.	Serial No.	Calibration Due Date
ZE 536	10 lb. Cal. Standard	Class 6	103G	10/31/08
ZE-687	Ohaus Digital Bench Scale	CD-11	N/A	VBU
N/A	Steel Shot Bags	N/A	N/A	VBU
N/A	Tape Measure	N/A	N/A	N/A
ZE 896	Digital Timer/ Stop Watch	5500	72022803	1/14/2009

**PRODUCTS TESTED:**

One Desk / Table Unit with two returns received in good condition and identified as H6512-2.

**DATES TESTED:**

Top Load Ease testing was performed from 09/16/08 to 09/17/08.

**TEST PROCEDURE:**

Top Load Ease (Cyclic) Test:  
ANSI/BIFMA X5.5-2008, 6

- The sample was leveled in its normal operating position and restrained from movement.
- A 200 lb load was placed in a 16" diameter bag positioned with the edge of the bag within 1" of the edge of the desk top at the center of one of the longest unsupported spans.
- The bag was raised so that the load was completely removed from the desk top and lowered back down without impact.
- This procedure was repeated for 10,000 cycles at a rate of 20 cycles per minute.
- Notes:
  - Testing was performed on RH Desk Return only (RH & LH Returns are identical).
  - Statements in acceptance criteria regarding extendible elements do not apply.



**TEST SET UP**

**DATA AND OBSERVATIONS:**

There was no loss of serviceability or any damage to the sample as a result of testing.

**ACCEPTANCE LEVEL:**

There shall be no loss of serviceability to the unit. Before and after the cycling test, the extendible elements shall meet the pull force test requirements of Section 19.

**TEST RESULTS:**

The sample met the requirement.

**TEST EQUIPMENT:**

Table 1: Test Equipment

Equipment Identification Number	Description	Model No.	Serial No.	Calibration Due Date
ZE 536	10 lb. Cal. Standard	Class 6	103G	10/31/08
ZE-687	Ohaus Digital Bench Scale	CD-11	N/A	VBU
N/A	Shot Bags	N/A	N/A	VBU
N/A	16" Diameter Bag	N/A	N/A	VBU
N/A	Furniture Cycle Machine #2	N/A	N/A	N/A

**PRODUCTS TESTED:**

One Desk-/Table Unit with two returns received in good condition and identified as H6512-2.


**DATES TESTED:**

Free Fall Drop testing was performed on 09/16/08.

**TEST PROCEDURE:**

Free Fall Drop Test:  
ANSI/BIFMA X5.5-2008, 7

- The sample was leveled in its normal operating position with the glides extended to ½" from their fully retracted position..
- Prior to testing it was determined that the sample weight was ≥. 150lbs.
- .The LH end of the sample was raised so that the glides were 4.7" above the floor, then released allowing it to free fall to the floor.
- The above procedure was repeated on the opposite end of the sample.
- Note:
  - Statements in acceptance criteria regarding extendible elements do not apply.



**TEST SET UP**



**DATA AND OBSERVATIONS:**

There was no loss of serviceability or any visual evidence of damage to the sample as a result of testing.

**ACCEPTANCE LEVEL:**

There shall be no loss of serviceability. Before and after the drop test, the extendible elements shall meet the pull force requirements in Section 19.

**TEST RESULTS:**

The sample met the requirements.


**TEST EQUIPMENT:**

Table 1: Test Equipment

Equipment Identification Number	Description	Model No.	Serial No.	Calibration Due Date
N/A	Tape Measure	N/A	N/A	N/A

**APPROVAL SIGNATURE:**

  
 \_\_\_\_\_  
 Mike Cole, TUV Technician

  
 \_\_\_\_\_  
 Ben Koenig, TUV Lab Manager

TÜV America Inc.  
345 East 48<sup>th</sup> Street  
Holland, MI 49423

Phone: (616) 546 -3902  
Fax: (616) 546 -3903  
E-mail: info@tuvam.com  
www.TUVamerica.com




TESTING CERT. NO. 265.01



## ***72" Work Surface***

### ***TEST REPORT***

**PREPARED FOR:**



November 6, 2009  
TUV Job Number: H-7175  
PO Number: 24683

**TABLE OF CONTENTS**

**PRODUCTS TESTED..... 1**

**DATES TESTED..... 1**

**SUMMARY ..... 1**

**STABILITY UNDER VERTICAL LOAD TEST.....2-3**

**CONCENTRATED FUNCTIONAL LOAD TEST .....4-5**

**DISTRIBUTED FUNCTIONAL LOAD TEST .....6-7**

**CONCENTRATED PROOF LOAD TEST .....8-9**

**DISTRIBUTED PROOF LOAD TEST .....10-11**

**DROP TEST .....12-13**

**APPROVAL SIGNATURES..... 13**



America



TESTING CERT. NO. 265.01

### 72" Work Surface

Metalworks, Inc.  
902 East 4<sup>th</sup> Street  
P.O. Box 689  
Ludington, MI 49431

**PURCHASE ORDER: 24683**

**TUV JOB# H-7175**

*TUV SÜD America Inc. letters, reports and data apply only to the samples tested and are not necessarily an indication of the qualities associated with apparently identical or similar products. TUV SÜD America reports shall not be reproduced except in full and with written approval of the customer and/or TUV SÜD America.*

**PRODUCTS TESTED:**

One (1) Desk was received in good condition for testing.

**DATES TESTED:**

ANSI/BIFMA testing was performed from 10/19/2009 to 10/20/2009.

**SUMMARY:**

The following table summarizes the test results per ANSI/BIFMA X5.5-2008:

<u>Test</u>	<u>Met Requirement</u>
Stability Test under Vertical Load	Yes
Concentrated Functional Load	Yes
Distributed Functional Load	Yes
Concentrated Proof Load	Yes
Distributed Proof Load	Yes
Drop Test	Yes

**PRODUCT TESTED:**

One (1) Desk was received in good condition and identified as H7175-1 for testing.

**DATES TESTED:**

Testing was performed on 10/19/09.

**TEST PROCEDURE:**

Stability Under Vertical Load Test

ANSI/BIFMA X5.5-2008, Section 4.3:

- The sample was placed on a test platform and leveled in its normal operating condition.
- A load of 125 lbs. was placed in a 12-inch diameter disc and placed at the least stable location (1 inch from the front edge and centered at the middle of the length of the desk – 36").

**TEST SET UP PHOTO**

**DATA AND OBSERVATIONS:**

The sample did not tip over.

**ACCEPTANCE LEVEL:**

The unit shall not tip over. If an extendible element(s) opens during the test and prevents the unit from tipping over due to contact with the test platform, the unit does not meet the acceptance criteria.

**TEST RESULTS:**

The sample met the requirements.

**TEST EQUIPMENT:**

Equipment Identification Number	Description	Model No.	Serial No.	Calibration Due Date
ZE-536	10 lb. Cal Standard	Class 6	103G	11/18/2009
ZE-687	Ohaus Digital Bench Scale	CD-11	N/A	VBU
N/A	Shot Bags	N/A	N/A	VBU
N/A	Tape Measure	N/A	N/A	N/A
N/A	12-inch diameter disc	N/A	N/A	N/A
N/A	Level	N/A	N/A	N/A

**PRODUCT TESTED:**

One (1) Desk was received in good condition and identified as H7175-1 for testing.


**DATES TESTED:**

Testing was performed on 10/19/2009.

**TEST PROCEDURE:**

Concentrated Functional Load Test  
ANSI/BIFMA X5.5-2008, Section 5.2.1:

- The sample was placed on a test platform and leveled in its normal operating condition.
- A 200 lb. concentrated static load was placed on a 12-inch diameter disc that was placed 1" off the front edge and centered on the 72" desk top.
- The concentrated load was allowed to remain in place for 60 minutes, and then removed.



**TEST SET UP PHOTO**

**DATA AND OBSERVATIONS:**

There was no loss of serviceability.  
 Pull Force: N/A on this test.

**ACCEPTANCE LEVEL:**

There shall be no loss of serviceability. Upon completion of the test, the extendible member(s) shall meet the pull force requirements of Section 19.

**TEST RESULTS:**

The sample met the requirements.

**TEST EQUIPMENT:**

Equipment Identification Number	Description	Model No.	Serial No.	Calibration Due Date
ZE-536	10 lb. Cal Standard	Class 6	103G	11/18/2009
ZE-687	Ohaus Digital Bench Scale	CD-11	N/A	VBU
N/A	Tape Measure	N/A	N/A	N/A
N/A	BIFMA Blocks	N/A	N/A	VBU
N/A	Shot Bags	N/A	N/A	VBU
N/A	12-inch diameter disc	N/A	N/A	N/A



**PRODUCT TESTED:**

One (1) Desk was received in good condition and identified as H7175-1 for testing.

**DATES TESTED:**

Testing was performed on 10/20/2009.

**TEST PROCEDURE:**

Distributed Functional Load Test  
ANSI/BIFMA X5.5-2008, Section 5.3:

- The sample was placed on a test platform and leveled in its normal operating condition.
- A Distributed Functional Load per Table 1, page 20 was applied to the work surface.  
The load was calculated as follows:  
(204" of perimeter) x 1.5 lb./in. = 306 lbs.
- The load was evenly distributed and centered over a line 8" in from the edge all along the perimeter.
- The loads were allowed to remain in place for 60 minutes and then removed.



**TEST SET UP PHOTO**

**DATA AND OBSERVATIONS:**

There was no loss of serviceability.

Pull Force: N/A for this test.

**ACCEPTANCE LEVEL:**

There shall be no loss of serviceability. Upon completion of the test, the extendible member(s) shall meet the pull force requirements of Section 19.

**TEST RESULTS:**

The sample met the requirements.

**TEST EQUIPMENT:**

Equipment Identification Number	Description	Model No.	Serial No.	Calibration Due Date
ZE-536	10 lb. Cal Standard	Class 6	103G	11/18/2009
ZE-687	Ohaus Digital Bench Scale	CD-11	N/A	VBU
N/A	Tape Measure	N/A	N/A	N/A
N/A	Shot Bags	N/A	N/A	VBU

**PRODUCT TESTED:**

One (1) Desk was received in good condition and identified as H7175-1 for testing.

**DATES TESTED:**

Testing was performed on 10/20/2009.

**TEST PROCEDURE:**

Concentrated Proof Load Test  
ANSI/BIFMA X5.5-2008, Section 5.4:

- The sample was placed on a test platform and leveled in its normal operating condition.
- A Concentrated Proof Load per Table 1, page 20 was applied to the work surface. The load was calculated as follows:  
(204" of perimeter) x 2.3 lb./in. = 469.2 lbs. (Used 470 lbs.)
- A 300 lb. static load was placed on a 12-inch diameter disc and centered on the longest unsupported span of the work surface.
- The 12" diameter disc was placed 1" from the front edge of the work surface
- The concentrated load was allowed to remain in place for 15 minutes, and then removed.



**TEST SET UP PHOTO**

**DATA AND OBSERVATIONS:**

There was no sudden and major change in structural integrity or loss of serviceability to the sample.

**ACCEPTANCE LEVEL:**

There shall be no sudden and major change in the structural integrity of the product. Loss of serviceability is acceptable.

**TEST RESULTS:**

The sample met the requirements.

**TEST EQUIPMENT:**

Equipment Identification Number	Description	Model No.	Serial No.	Calibration Due Date
ZE-536	10 lb. Cal Standard	Class 6	103G	11/18/2009
ZE-687	Ohaus Digital Bench Scale	CD-11	N/A	VBU
N/A	Shot Bags	N/A	N/A	VBU
N/A	Tape Measure	N/A	N/A	N/A
N/A	Level	N/A	N/A	N/A

**PRODUCT TESTED:**

One (1) Desk was received in good condition and identified as H7175-1 for testing.

**DATES TESTED:**

Testing was performed on 10/20/09.

**TEST PROCEDURE:**

Distributed Proof Load Test  
ANSI/BIFMA X5.5-2008, Section 5.5:

- The sample was placed on a test platform and leveled in its normal operating condition.
- A Distributed Functional Load per Table 1, page 20 was applied to the work surface.  
The load was calculated as follows:  
 $(204'' \text{ of perimeter}) \times 2.3 \text{ lb./in.} = 470 \text{ lbs.}$
- The load was evenly distributed and centered over a line 8" in from the edge all along the perimeter.
- The loads were allowed to remain in place for 15 minutes and then removed.



**TEST SET UP PHOTO**

**DATA AND OBSERVATIONS:**

There was no sudden and major change in structural integrity or loss of serviceability.

**ACCEPTANCE LEVEL:**

There shall be no sudden and major change in the structural integrity of the product. Loss of serviceability is acceptable.

**TEST RESULTS:**

The sample met the requirements.

**TEST EQUIPMENT:**

Equipment Identification Number	Description	Model No.	Serial No.	Calibration Due Date
ZE-536	10 lb. Cal Standard	Class 6	103G	11/18/2009
ZE-687	Ohaus Digital Bench Scale	CD-11	N/A	VBU
N/A	Shot Bags	N/A	N/A	VBU
N/A	Tape Measure	N/A	N/A	N/A
N/A	Level	N/A	N/A	N/A

**PRODUCT TESTED:**

One (1) Desk was received in good condition and identified as H7175-1 for testing.

**DATES TESTED:**

Testing was performed on 10/22/09.

**TEST PROCEDURE:**

Drop Test

ANSI/BIFMA X5.5-2008, Section 7:

- The sample was placed on a test platform the glides were set at ½" from fully retracted.
- Unit Weight = 125 lbs.
- One end of the sample was raised 7.1" from the floor and released, allowing it to free fall.
- The same procedure was repeated on the opposite end.



**TEST SET UP PHOTO**

**DATA AND OBSERVATIONS:**

There was no loss of serviceability.

**ACCEPTANCE LEVEL:**

There shall be no loss of serviceability to the unit.

**TEST RESULTS:**


The sample met the requirements.

**TEST EQUIPMENT:**

Equipment Identification Number	Description	Model No.	Serial No.	Calibration Due Date
ZE-687	Ohaus Digital Bench Scale	CD-11	N/A	VBU
N/A	Tape Measure	N/A	N/A	N/A
N/A	Level	N/A	N/A	N/A

**APPROVAL SIGNATURE:**

  
 \_\_\_\_\_  
 Jerry Skaggs, TUV Technician

  
 \_\_\_\_\_  
 Ben Koenig, TUV Lab Manager

November 6, 2009

November 6, 2009



**TEST REPORT**

FOR: Southern Metal Industries

Sound Absorption Test  
RAL™-A00-168

ON: Acoustical Panel, SMI Part Number N-P6066

Page 1 of 4

CONDUCTED: 16 November 2000

TEST METHOD

The test method conformed explicitly with the requirements of the ASTM Standard Test Method for Sound Absorption and Sound Absorption Coefficients by the Reverberation Room Method: ASTM C423-90a and E795-93. Riverbank Acoustical Laboratories has been accredited by the U.S. Department of Commerce, National Institute of Standards and Technology (NIST) under the National Voluntary Laboratory Accreditation Program (NVLAP) for this test procedure. A description of the measuring technique is available separately.

DESCRIPTION OF THE SPECIMEN

The test specimen was designated by the manufacturer as an acoustical panel, SMI part number N-P6066. The overall dimensions of the specimen as measured were 1.52 m (60 in.) wide by 1.65 m (65 in.) high and 64 mm (2.5 in.) thick. The specimen was tested in the laboratory's 292 m<sup>3</sup> (10,311 ft<sup>3</sup>) test chamber.

The manufacturer's description of the specimen was as follows: Specimen consisted of one 2-1/2" thick by 60" wide by 66" high flat panel with fabric covered absorptive faces both sides within a 2-1/2" by 60" wide by 66" high steel frame with slotted steel stiles, above 4-3/8" high base assembly, freestanding with a negligible gap at the floor. The 2-1/2" thickness of the panel consists of a 1-1/16" thick 5/8" dia. cell paper honeycomb core covered both sides with adhered 22 ga. perforated steel, 1/2" dia. holes spaced 1" o.c. Core faced both sides with 5/8" thick 4.0 pcf fiberglass beneath stretched Guilford Donegal Tweed fabric adhered along perimeter retainers.

The weight of the specimen as measured was 51.5 kg (113.5 lbs), an average of 3.9 kg/m<sup>2</sup> (0.8 lbs/ft<sup>2</sup>). The area used in the calculations was 5 m<sup>2</sup> (54.2 ft<sup>2</sup>). The room temperature at the time of the test was 21°C (70°F) and 60±1% relative humidity.

MOUNTING K

The specimen was placed in the reverberation room in the upright position at an oblique angle to and at least 1.52 m (60 in.) from all walls.

This report shall not be reproduced except in full, without the written approval of RAL.

THE RESULTS REPORTED ABOVE APPLY ONLY TO THE SPECIFIC SAMPLE SUBMITTED FOR MEASUREMENT. NO RESPONSIBILITY IS ASSUMED FOR PERFORMANCE OF ANY OTHER SPECIMEN.

ACCREDITED BY DEPARTMENT OF COMMERCE, NATIONAL VOLUNTARY LABORATORY  
ACCREDITATION PROGRAM FOR SELECTED TEST METHODS FOR ACOUSTICS.



THE LABORATORY'S ACCREDITATION OR ANY OF ITS TEST REPORTS IN NO WAY CONSTITUTES  
OR IMPLIES PRODUCT CERTIFICATION, APPROVAL, OR ENDORSEMENT BY NIST.

1512 S. BATAVIA AVENUE  
GENEVA, ILLINOIS 60134OF  
IIT RESEARCH INSTITUTE630/232-0104  
FOUNDED 1918 BY  
WALLACE CLEMENT SABINE**TEST REPORT**

Southern Metal Industries

RAL™-A00-168

16 November 2000

Page 2 of 4TEST RESULTS

1/3 Octave Center Frequency (Hz)	Absorption Coefficient	Total Absorption In Sabins	% Of Uncertainty With 95% Confidence Limit With Specimen
100	0.03	1.84	2.88
** 125	0.13	7.18	2.47
160	0.09	5.08	2.03
200	0.18	9.89	1.68
** 250	0.24	13.18	1.62
315	0.39	20.90	1.16
400	0.50	27.15	1.16
** 500	0.69	37.50	0.82
630	0.75	40.79	0.90
800	0.80	43.27	0.73
** 1000	0.84	45.54	0.58
1250	0.87	47.02	0.67
1600	0.88	47.88	0.57
** 2000	0.89	48.50	0.49
2500	0.90	48.57	0.55
3150	0.91	49.51	0.44
** 4000	0.92	49.94	0.48
5000	0.89	48.37	0.50

NRC= 0.65

This report shall not be reproduced except in full, without the written approval of RAL.

THE RESULTS REPORTED ABOVE APPLY ONLY TO THE SPECIFIC SAMPLE SUBMITTED FOR MEASUREMENT. NO RESPONSIBILITY IS ASSUMED FOR PERFORMANCE OF ANY OTHER SPECIMEN.

ACCREDITED BY DEPARTMENT OF COMMERCE, NATIONAL VOLUNTARY LABORATORY  
ACCREDITATION PROGRAM FOR SELECTED TEST METHODS FOR ACOUSTICS.THE LABORATORY'S ACCREDITATION OR ANY OF ITS TEST REPORTS IN NO WAY CONSTITUTES  
OR IMPLIES PRODUCT CERTIFICATION, APPROVAL, OR ENDORSEMENT BY NIST.

# TEST REPORT

Southern Metal Industries

RAL™-A00-168

16 November 2000

Page 3 of 4

## TEST RESULTS (Continued)

The percentage of uncertainty for the required 95% confidence limits indicated above must fall within the prescribed limits designated in par. 13.2 of ASTM C423-90a. It states that for the absorption of the reverberation room containing the specimen the testing laboratory shall obtain data with less than 4% uncertainty at 125 (hertz) and 2% uncertainty at 250, 500, 1000, 2000, and 4000 (hertz). The method of calculation is described in ASTM STP 15D and outlined in section 13 of the standard.


The noise reduction coefficient (NRC) is the average of the coefficients at 250, 500, 1000, and 2000 Hz, expressed to the nearest integral multiple of 0.05.

Tested by



Dean Victor  
Senior Experimentalist

Approved by



David L. Moyer  
Laboratory Manager

This report shall not be reproduced except in full, without the written approval of RAL.

THE RESULTS REPORTED ABOVE APPLY ONLY TO THE SPECIFIC SAMPLE SUBMITTED FOR MEASUREMENT. NO RESPONSIBILITY IS ASSUMED FOR PERFORMANCE OF ANY OTHER SPECIMEN.



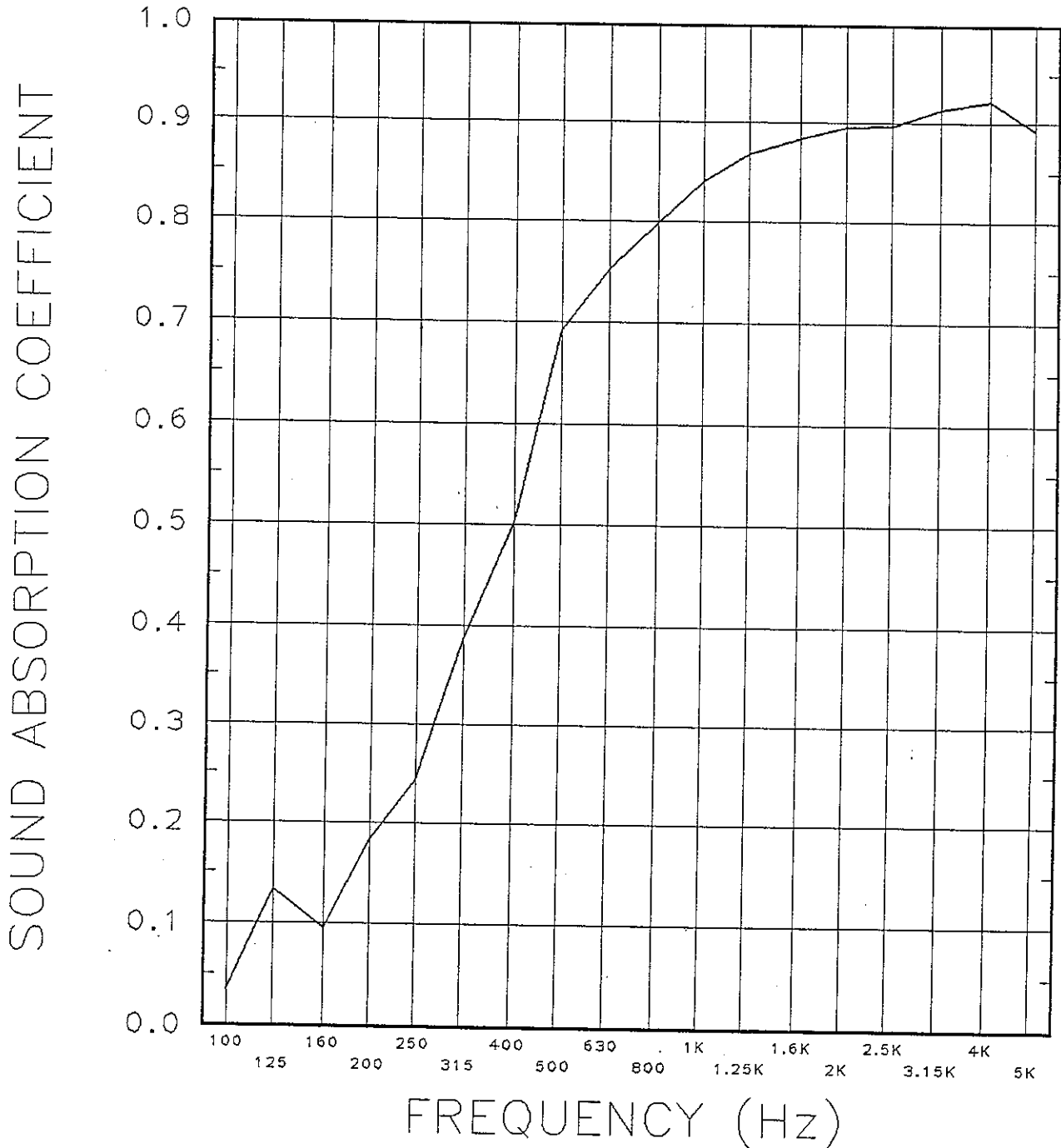
ACCREDITED BY DEPARTMENT OF COMMERCE, NATIONAL VOLUNTARY LABORATORY  
ACCREDITATION PROGRAM FOR SELECTED TEST METHODS FOR ACOUSTICS.

THE LABORATORY'S ACCREDITATION OR ANY OF IT'S TEST REPORTS IN NO WAY CONSTITUTES  
OR IMPLIES PRODUCT CERTIFICATION, APPROVAL, OR ENDORSEMENT BY NIST.

# TEST REPORT

## SOUND ABSORPTION REPORT RAL - A00-168

PAGE 4 OF 4



NRC = 0.65

This report shall not be reproduced except in full, without the written approval of RAL.

THE RESULTS REPORTED ABOVE APPLY ONLY TO THE SPECIFIC SAMPLE SUBMITTED FOR MEASUREMENT. NO RESPONSIBILITY IS ASSUMED FOR PERFORMANCE OF ANY OTHER SPECIMEN.

ACCREDITED BY DEPARTMENT OF COMMERCE, NATIONAL VOLUNTARY LABORATORY  
ACCREDITATION PROGRAM FOR SELECTED TEST METHODS FOR ACOUSTICS.



THE LABORATORY'S ACCREDITATION OR ANY OF ITS TEST REPORTS IN NO WAY CONSTITUTES  
OR IMPLIES PRODUCT CERTIFICATION, APPROVAL, OR ENDORSEMENT BY NIST.

Standard Method of Test for  
Surface Burning Characteristics of Building Materials  
ASTM E 84-94a

*Standard Panel*

Report Number 106166  
March 20, 1996

Southern Metal Industries  
Ringgold, Georgia

This report is provided for the exclusive use of the client to whom it is addressed. It may be used in its entirety to gain product acceptance from duly constituted authorities. This report applies only to those samples tested and is not necessarily indicative of apparently identical or similar products. This report, or the name of Commercial Testing Company, shall not be used under any circumstance in advertising to the general public.



**COMMERCIAL TESTING COMPANY**

DALTON, GEORGIA



# COMMERCIAL TESTING COMPANY

---

Standard Method of Test for  
Surface Burning Characteristics of Building Materials  
ASTM E 84-94a

Material Tested: *Standard Panel*

Report Number 106166

Test Number 2718-0589  
March 20, 1996

Prepared for:  
Southern Metal Industries  
Ringgold, Georgia

Commercial Testing Company

Jonathan Jackson  
Vice President

**TESTING • RESEARCH • ENGINEERING**

1215 S. HAMILTON ST. P.O. BOX 985 DALTON, GA 30722-0985 706/278-3935

**Introduction:**

This report represents test results on a material submitted by Southern Metal Industries of Ringgold, Georgia. The test was conducted in accordance with the American Society for Test and Materials fire test response standard E 84-94a, *Surface Burning Characteristics of Building Materials*, also referred to as the Steiner tunnel test. This method is similar to NFPA No. 255 and UL No. 723. This method has been approved for use by agencies of the Department of Defense and for listing in the DoD *Index of Specifications and Standards*.

This standard should be used to measure and describe the response of materials, products, or assemblies to heat and flame under controlled conditions and should not be used to describe or appraise the fire-hazard or fire-risk of materials, products, or assemblies under actual fire conditions. However, results of the test may be used as elements of a fire-hazard assessment or a fire-risk assessment which takes into account all of the factors which are pertinent to an assessment of the fire hazard or fire risk of a particular end use.

**Purpose:**

The purpose of the test is to determine the comparative surface burning behavior of a material by observing the flame spread along the surface of the specimen. It is intended to provide comparative measurements of surface flame spread and smoke development of materials with that of select grade red oak and inorganic fiber reinforced cement (GRC) board under specific fire exposure conditions. The test exposes a nominal 25-foot long by 18-inch wide test specimen to a controlled air flow and flaming fire adjusted to spread the flame along the entire length of a red oak specimen in 5.50 minutes. During the 10-minute test duration, flamespread over the specimen surface and density of the resulting smoke are measured and recorded. Test results are calculated relative to red oak, which has an arbitrary rating of 100, and GRC board, which has a rating of 0. The test results are expressed as Flamespread Index and Smoke Density. There is not necessarily a relationship between the two measurements.

The method does not provide for measurement of heat transmission through the surface tested, the effect of aggravated flame spread behavior of an assembly resulting from the proximity of combustible walls and ceilings, or classifying a material as noncombustible solely by means of a Flamespread Index.

**Test Procedure:**

The test sample was selected and identified by the client. The test panels were physically self-supporting and required no additional sample preparation. The panels were transferred to storage racks and conditioned to equilibrium in an atmosphere with the temperature maintained at  $71 \pm 2^\circ\text{F}$  and the relative humidity at  $50 \pm 5$  percent. The panels were placed end-to-end on the ledges of the tunnel furnace to make up the necessary 24-foot sample length. To provide additional support during testing, 1/4-inch diameter steel rods were placed across the ledges of the tunnel furnace at 24-inch intervals. This auxiliary support mechanism is described in Appendix X1 of the E 84 standard, Guide to Mounting Methods, Section X1.1.6.

The zero reference and other parameters critical to furnace operation were verified on the day of the test by conducting a 10-minute test using 1/4-inch GRC board. Periodic tests using



CONSTRUCTION TESTING COMPANY

NOFMA certified select grade red oak flooring provided data for the 100 reference. The material submitted was then tested in accordance with standard test method procedures.

**Test Sample:**

Identification: Standard Panel

Description: The test sample is the Southern Metal Industries "Interface" standard panel. The sample is made up of inserts for 24" x 66" panels. Nominal size for each section used in the test is 23" x 60". The panel is fabricated using a steel perimeter (two sides and two ends) made up of an inner channel and an outer "fabric" channel with track for accepting the "welt" cord that retains the fabric. The perimeter components are riveted together to form a frame. A 1-1/8" thick Kraft honeycomb core is laid into the frame. The honeycomb core is sandwiched between two 5/8" thick mineral board panels, one on each side. The mineral board sheets are glued to the steel perimeter channels and the Kraft honeycomb. The fabric is stretched over the mineral board sheet(s) and secured into the panel frame by the use of a special insertion tool and a welt cord driven into the fabric channel around the full perimeter of the panel. The fabric is Guilford FR701.

**Test Result:**

Test results, calculated on the basis of observed flame propagation and the integrated area under the recorded smoke density curve, are presented below. In recognition of possible variations due to limitations of the test method, the results are rounded to the nearest number divisible by five. Graphic presentation of flame spread and smoke development data is presented in the computer generated graph at the end of the report.

Test Specimen	Flamespread Index	Smoke Density
GRC Board	0	0
Red Oak Flooring	100	100
Standard Panel	15	90

**Observations:**

Specimen ignition over the burners occurred at 0.16 minutes. Flame spread was observed to advance a maximum distance of 2.99 feet beyond the zero point at 7.10 minutes. The maximum temperature recorded during the test was 592°F.



COMMERCIAL TESTING COMPANY



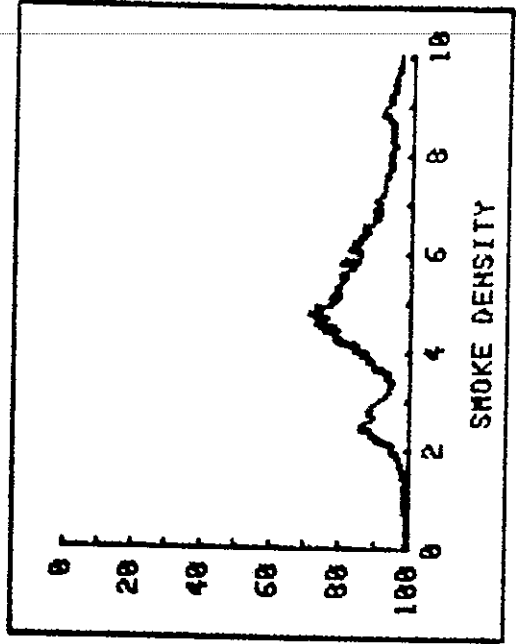
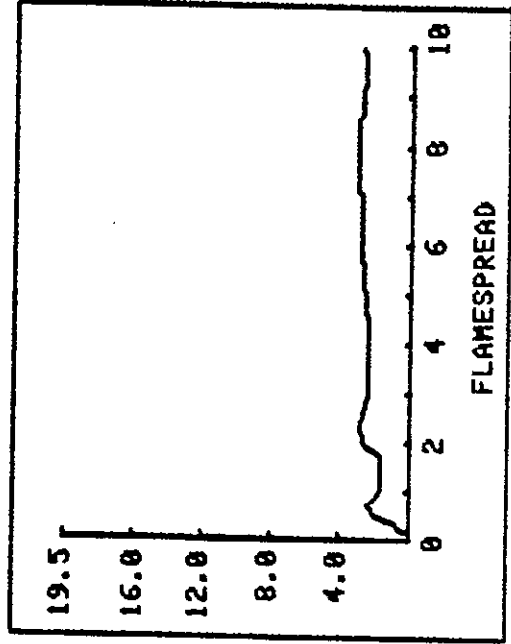
.....ASTM E 84 TEST DATA.....

CLIENT: SOUTHERN METAL PRODUCTS  
TEST NUMBER: 2718-0588  
MATERIAL TESTED: STANDARD PANEL  
DATE TESTED: MARCH 20, 1996

TEST RESULTS:

TIME TO IGNITION = 0.16 minutes  
MAXIMUM FLAMESPREAD DISTANCE = 2.99 feet  
TIME MAXIMUM SPREAD = 7.10 minutes

FLAMESPREAD INDEX = 15  
SMOKE DENSITY INDEX = 90



Standard Method of Test for  
Surface Burning Characteristics of Building Materials  
ASTM E 84-94a

*Interface High Acoustic Panel*

Report Number 105659  
February 7, 1996

Southern Metal Industries  
Ringgold, Georgia

This report is provided for the exclusive use of the client to whom it is addressed. It may be used in its entirety to gain product acceptance from duly constituted authorities. This report applies only to those samples tested and is not necessarily indicative of apparently identical or similar products. This report, or the name of Commercial Testing Company, shall not be used under any circumstance in advertising to the general public.



**COMMERCIAL TESTING COMPANY**

DALTON, GEORGIA



# COMMERCIAL TESTING COMPANY

---

Standard Method of Test for  
Surface Burning Characteristics of Building Materials  
ASTM E 84-94a

Material Tested: *Interface High Acoustic Panel*

Report Number 105659

Test Number 2708-0129  
February 7, 1996

Prepared for:  
Southern Metal Industries  
Ringgold, Georgia

Commercial Testing Company

Jonathan Jackson  
Vice President

**TESTING • RESEARCH • ENGINEERING**

1215 S. HAMILTON ST. P.O. BOX 985 DALTON, GA 30722-0985 706/278-3935

**Introduction:**

This report represents test results on a material submitted by Southern Metal Industries of Ringgold, Georgia. The test was conducted in accordance with the American Society for Test and Materials fire test response standard E 84-94a, *Surface Burning Characteristics of Building Materials*, also referred to as the Steiner tunnel test. This method is similar to NFPA No. 255 and UL No. 723. This method has been approved for use by agencies of the Department of Defense and for listing in the DoD *Index of Specifications and Standards*.

This standard should be used to measure and describe the response of materials, products, or assemblies to heat and flame under controlled conditions and should not be used to describe or appraise the fire-hazard or fire-risk of materials, products, or assemblies under actual fire conditions. However, results of the test may be used as elements of a fire-hazard assessment or a fire-risk assessment which takes into account all of the factors which are pertinent to an assessment of the fire hazard or fire risk of a particular end use.

**Purpose:**

The purpose of the test is to determine the comparative surface burning behavior of a material by observing the flame spread along the surface of the specimen. It is intended to provide comparative measurements of surface flame spread and smoke development of materials with that of select grade red oak and inorganic fiber reinforced cement (GRC) board under specific fire exposure conditions. The test exposes a nominal 25-foot long by 18-inch wide test specimen to a controlled air flow and flaming fire adjusted to spread the flame along the entire length of a red oak specimen in 5.50 minutes. During the 10-minute test duration, flamespread over the specimen surface and density of the resulting smoke are measured and recorded. Test results are calculated relative to red oak, which has an arbitrary rating of 100, and GRC board, which has a rating of 0. The test results are expressed as Flamespread Index and Smoke Density. There is not necessarily a relationship between the two measurements.

The method does not provide for measurement of heat transmission through the surface tested, the effect of aggravated flame spread behavior of an assembly resulting from the proximity of combustible walls and ceilings, or classifying a material as noncombustible solely by means of a Flamespread Index.

**Test Procedure:**

The test panels, selected and identified by the client, were physically self-supporting and required no additional sample preparation. They were placed in storage racks and conditioned to equilibrium in an atmosphere with the temperature maintained at  $71 \pm 2^\circ\text{F}$  and the relative humidity at  $50 \pm 5$  percent. To make up the 24-foot test sample, the panels were placed end-to-end on the ledges of the tunnel furnace. To provide additional support during testing, 1/4-inch diameter steel rods were used to span the tunnel width at 24-inch intervals. This auxiliary support mechanism is described in Appendix X1 of the E 84 standard, Guide to Mounting Methods, Sections X1.7.

The zero reference and other parameters critical to furnace operation were verified on the day of the test by conducting a 10-minute test using 1/4-inch GRC board. Periodic tests using



COMMERCIAL T-8117 COMPANY

NOFMA certified select grade red oak flooring provided data for the 100 reference. The material submitted was then tested in accordance with standard test method procedures.

**Test Sample:**

Identification: Interface High Acoustic Panel

Construction: The test sample was made up of inserts for 24" x 66" panels. Nominal size for each section used in this test is 24" x 60". The panel is fabricated using a steel perimeter (two sides and two ends) made up of an inner channel and an outer "fabric" channel with track for accepting the "welt" chord which retains the fabric. The perimeter components are riveted and glued to a perforated steel skin on each side of a 1-1/8" thick Kraft honeycomb core. The honeycomb core is sandwiched between the perforated steel "skins" on each side. The skins are riveted and glued to the steel perimeter channels. A batt of molded medium density fiberglass is laid into the frame on each side of the panel. The fabric is stretched over the fiberglass batt and secured into the panel frame by the use of a special insertion tool and a welt chord driven into the fabric channel around the full perimeter of the panel. The fabric is Guilford FR701.


**Test Result:**

Test results, calculated on the basis of observed flame propagation and the integrated area under the recorded smoke density curve, are presented below. In recognition of possible variations due to limitations of the test method, the results are rounded to the nearest number divisible by five. Graphic presentation of flame spread and smoke development data is presented in the computer generated graph at the end of the report.

Test Specimen	Flamespread Index	Smoke Density
GRC Board	0	0
Red Oak Flooring	100	100
Interface High Acoustic Panel	10	35

**Observations:**

Specimen ignition over the burners occurred at 0.16 minutes. Flame spread was observed to advance a maximum distance of 2.79 feet beyond the zero point at 9.50 minutes. The maximum temperature recorded during the test was 592°F.



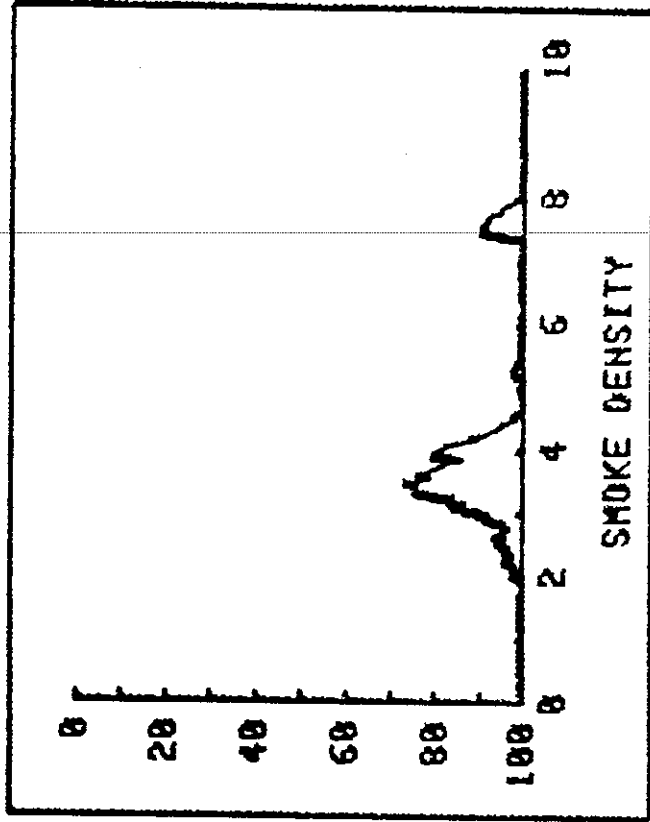
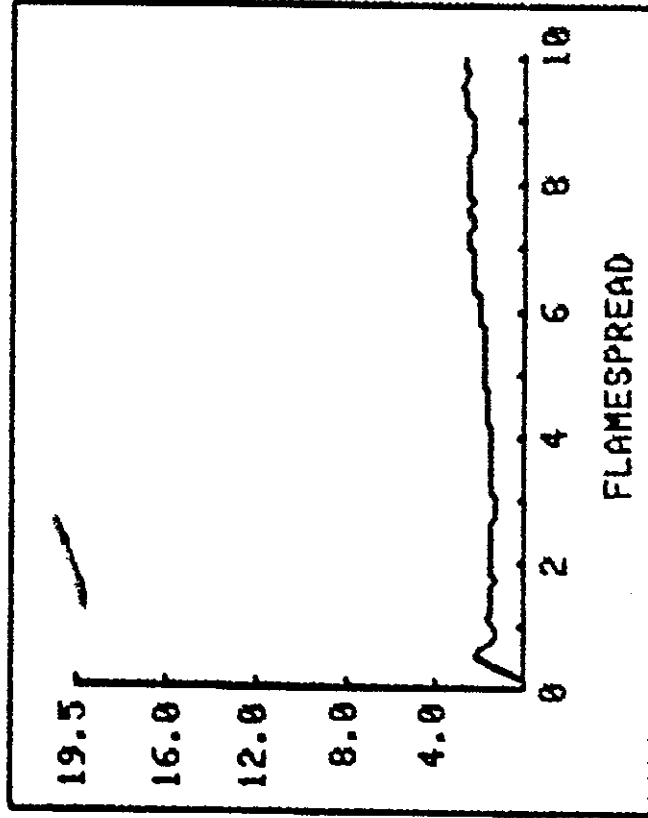
COMMERCIAL TESTING COMPANY

.....ASTM E 84 TEST DATA.....

CLIENT: SOUTHERN METALS INDUSTRIES  
TEST NUMBER: 2708-0129  
MATERIAL TESTED: INTERFACE  
DATE TESTED: JANUARY 7, 1996

TEST RESULTS:

TIME TO IGNITION = 0.16 minutes  
MAXIMUM FLAMESPREAD DISTANCE = 2.79 feet  
TIME MAXIMUM SPREAD = 9.58 minutes  
FLAMESPREAD INDEX = 18  
SMOKE DENSITY INDEX = 35



# TEST REPORT

SOUTHERN METALS INDUSTRIES INCORPORATED  
RINGGOLD, GEORGIA

STATE OF FLORIDA

LATERAL STEEL FILE CABINET TESTING

Test Report Prepared By:

  
Philip D. Ross

ORDER NO.: 001109

JOB NO: 00579

DATE: December 4, 2000



**GAYNES LABS, INCORPORATED**

9708 INDUSTRIAL DRIVE • BRIDGEVIEW ILLINOIS 60455

MEMBER: AMERICAN COUNCIL OF INDEPENDENT LABORATORIES

PHONE: 708-233-6655

FAX: 708-233-6985

email: [gayneslabs@aol.com](mailto:gayneslabs@aol.com)  
<http://www.arinc.com/gaynes>

## **GAYNES LABS INCORPORATED**

### **TEST OBJECTIVE:**

To perform visual inspections and physical tests on a Lateral Filing Cabinet (Steel) in accordance with the specified sections of the submitted State of Florida Test Protocol.

### **ITEM TESTED:**

One Lateral Filing Cabinet of metal construction, beige color. The unit is approximately 42" w. x 65 5/16" h. x 18" d. The top slide-out drawer has a receding door. The remaining drawers have conventional fixed fronts. A slide-out work-surface shelf is located between the second and third drawers. The item was received in good condition and appeared to be new.

### **TEST PROCEDURES:**

The tests were conducted in accordance with the submitted test protocol titled: Lateral Steel File Cabinet Specifications and Testing Procedures. The protocol was said to be a State of Florida Requirement for Bid Submissions. The applicable sections read as follows:

### **TEST INSPECTION PROCEDURE-LATERAL STEEL FILE CABINETS**

#### **PART I. INSPECTION PROCEDURE:**

Inspect lateral file cabinets for the following:

1. Overall workmanship (no sharp edges, smoothness of exposed surfaces, and tightness of all fastening devices).
2. Check operation and diameter of leveling glides per specifications.
3. Check for presence of compartment options and for ease of installation.
4. Check operation for lock and gang lock capability.
5. Check for presence of "Caution Label".
6. Check that drawers have stops and bumpers.
7. Check that drawer fronts have double wall construction.

#### **PART II. TEST PROCEDURE:**

**I. Enamel Finish Tests:** A test panel approximately 4" x 8" furnished (or cut from the file drawer or roll-out shelf door) shall be bent at room temperature around a 1/8-inch-diameter rod to 180 degrees without cracking, flaking or loss of enamel. Using an enameled inside surface of a file drawer or shelf as a test surface, conduct the following finish tests:



## GAYNES LABS INCORPORATED

### TEST PROCEDURES: (Continued)

*A) Adhesion Test:* The test surface shall be scored with a razor blade through the film coat to the base metal in such a manner to produce a grid of 1/8-inch squares (one-square-inch area approximately). A one inch wide strip of pressure sensitive, transparent, cellophane tape shall be applied firmly to the grid surface and then quickly pulled from the surface. The dried enamel film shall not be removed from the panel when the tape is removed as per ASTM D3359-Classification No. 5.

*B) Hardness Test:* The dried enamel film on the test surface shall withstand the firm stroke of a 2H pencil held at a 45-degree-angle and pushed across the film surface without evidence of marring when viewed at an oblique angle in a strong light.

*2. Pull Test:* The shelf or drawer under test shall be evenly loaded with typical filing materials (84 pounds in 42" drawer). The test shall be conducted after approximately 100 cycles of opening using a force gauge (or equivalent method) attached to the center pull area. A test bracket may be used to make the connection. The pull force required must not be greater than 9 pounds to open over the anti-rebound and not greater than 5 pounds for full extension of the drawer or roll-out shelf. The suspensions are not to be cleaned or lubricated during the test. Drawers and roll-out shelves shall operate easily, quietly and smoothly without binding after the test.

*3. Static Load Test:* All compartments in the cabinet shall be fully loaded with filing material as specified in Paragraph 2 above. The load material shall be filed in a lateral manner (from side to side) in each compartment. Dividers shall be positioned to retain the filed material. The cabinet shall then be tilted on one of its sides at an angle of 60 to 65 degrees with respect to the floor surface so that the loaded material bears against the divider. The cabinet shall remain in this position for not less than 3 hours. At the end of the 3-hour period, the cabinet shall be leveled and examined. The cabinet shall have failed the test if any cabinet part or component is damaged or permanently distorted, or if the pull force to operate drawers and shelves exceeds the push/pull force specified in Paragraph 2.

*4. Interlock Mechanism Test:* One compartment in the cabinet shall be opened not less than 6 inches from its fully closed position. All other compartments shall be fully closed. A horizontal force (pull) not to exceed 30 pounds shall be applied to the front of closed compartments to test the operation of the interlock mechanism. It shall require manual closing of the open compartment before a second compartment can be opened, or, the open compartment shall automatically recede toward its closed position with the opening of a second compartment. With one compartment open, the interlock mechanism will be considered unacceptable if any other compartment opens more than 1-1/2 inches beyond the face of the cabinet.

*5. Stability Test:* Position the file cabinet on a level surface and level. Extend the top drawer or roll-out shelf to its fullest extension and load uniformly with filing material as specified in Paragraph 2 above. The file cabinet shall withstand a 10 pound minimum horizontal force to the normal hand pull location of the extended drawer or roll-out shelf without tipping.

## GAYNES LABS INCORPORATED

### TEST RESULTS:

#### PART I. INSPECTIONS

##### 1. Overall Workmanship

No accessible edges were found that would be considered to be an injury risk. The smoothness of the exposed surfaces was judged to be satisfactory. All fastening devices appeared to be tight.

##### 2. Operation and Diameter of Leveling Glides

The Leveling Glides were approximately 1.280" in diameter. Each of the glides operated satisfactorily.

##### 3. Presence of Compartment Options and Ease of Installation

Three dividers per drawer were provided. A set of lateral file rods for each drawer were provided.

These accessories were judged to be easily installed and removed. According to the manufacturer, side-to-side filing rods are available as an option.

##### 4. Operation of Lock and Gang Lock Capability

All drawers gang locked satisfactorily. The slide-out work-surface shelf located between the second and third drawers does not lock.

##### 5. Presence of "Caution Label"

One caution label is located on the bottom, rear, center of each drawer. The third drawer from the top also has an additional caution label centered on the upper left side-wall. The labels read as follows:

#### CAUTION:

Bottom Compartments should be loaded first to minimize the possibility of the cabinet tipping over.

##### 6. Drawer Stops and Bumpers

All drawers have suitable stops and bumpers

##### 7. Drawer Fronts: Double Wall Construction

Each of the drawer fronts have approximately 3 1/4" of double wall construction. In addition, the receding door has a metal support on the left and right inside surfaces.

#### PART II. TEST PROCEDURE:

##### 1. Enamel Finish Tests

*Flexibility Test:* The supplied beige colored, painted test panel did not show any cracking, flaking, or loss of enamel when bent 180° over a 1/8" diameter mandrel at room temperature.

## GAYNES LABS INCORPORATED

### TEST RESULTS: (Continued)

*Adhesion Test:* The dark gray and the beige surfaces of the supplied painted panels were tested for adhesion. Upon visual inspection, the dried enamel film on either panel was not removed during the aforementioned adhesion test.

*Hardness Test:* The dark gray and the beige surfaces of the supplied painted panels were tested for hardness. Upon visual inspection, a firm stroke of a 2H pencil (per ASTM D3363-00) showed very slight marring on both surfaces when viewed at an oblique angle under a strong light. The surfaces were cleaned with a mild detergent to remove the lead marks prior to the inspection.

#### 2. Pull Test:

The force necessary to overcome the anti-rebound of a loaded drawer, that was cycled 100 times, was 7.5 lbs. maximum. The force necessary to fully extend a loaded drawer, that was cycled 100 times, was 2.0 lbs. maximum. The drawers and work surface shelf were judged to operate easily, quietly and smoothly, without binding.

#### 3. Static Load Test:

The fully loaded filing cabinet did not show any visual damage after the three hour test period. The measured pull forces after testing were as follows:

	<i>Force To Overcome Anti-Rebound (Lbs.)</i>	<i>Force to Continue Full Extension (Lbs.)</i>
Top Drawer	8.0	2.5
Second Drawer	6.5	2.0
Third Drawer	7.5	1.5
Fourth Drawer	7.0	2.0
Fifth Drawer	8.5	1.5

#### 4. Interlock Mechanism Test:

One drawer was opened approximately 6" and a 30 lb. pull force was applied to each of the other drawers, one at a time. None of the tested drawers opened greater than 1.5" under load. The test was repeated in all of the remaining combinations (second drawer open, third drawer opened etc.). It was necessary to manually close one drawer in order to open another drawer.

#### 5. Stability Test:

The filing cabinet did not tip over when a ten pound horizontal force was applied to the fully loaded top drawer in the normal hand pull location.

## GAYNES LABS INCORPORATED

### GENERAL STATEMENT COVERING THIS REPORT


This report is submitted for the exclusive use of Southern Metals Industries Incorporated. Its significance is subject to the representative nature of the samples submitted and the tests and examinations made. No quotations from this report or use of Gaynes Labs, Incorporated name is permitted except as expressly authorized by Gaynes Labs, Incorporated in writing.

Gaynes Labs, Incorporated assumes no responsibility for the result of the observance or non-observance by Southern Metals Industries Incorporated of the product standard contained in this report or upon the relations between Southern Metals Industries Incorporated and any party or parties arising out of the sale or use of the product or otherwise.

Southern Metals Industries Incorporated shall indemnify and hold harmless Gaynes Labs, Incorporated, its employees and agents from any and all claims, demands, actions, and costs that may arise out of:

- (a) Any dangerous defect or content in the item being tested, whether apparent or not, which dangerous defect or content was not disclosed in writing to Gaynes Labs, Incorporated by Southern Metals Industries Incorporated at the time the item was submitted for testing;
- (b) Differences between those items actually tested and items previously or subsequently produced which are purported to be identical to the item tested;
- (c) Any use of the tested item, whether by Southern Metals Industries Incorporated or a third party, following its return to Southern Metals Industries Incorporated from Gaynes Labs, Incorporated.

*Gaynes Labs, Incorporated*

  
Philip D. Ross

# SYNERFLEX NG

The Next Generation of Systems Furniture

All products are made in the U.S.A. with most components being manufactured at our plant in Ringgold, GA

**PANELS:** Panels are 2 ½" thick and are available in either monolithic or segmented tile configurations and may be combined together in any layout. The monolithic panel offers economy and quick installation. The open frame panel accepts a variety of tiles: (1) painted (powder coated) plain tiles, (2) painted (powder coated) perforated/air-flow tiles, (3) fabric covered steel tiles, (4) fabric covered acoustic tackable tiles, (5) woodgrain tiles, (6) slatwall tiles, and (7) open or glass tiles. Tiles may be configured on any open panel in unlimited combinations of styles and sizes. Fabric on monolithic panels and acoustic tiles is perimeter bonded and held in place with a welt chord. Fabric may be removed and installed in the field. Disassembly and a special tool are required. A large selection of fabric styles, grades, and colors is available.

**GLASS AND OPEN TILES:** Glass or open tiles are simple 2 piece picture frame design that hooks into the panel on each side with glass sandwiched in between. Tiles may be mounted at any location on the panel (on 6" increments) with no special prep work. We offer several lexan (plexiglass) options. Tabs on mounting channels lock the tiles in place.

**ELECTRICAL & COMMUNICATIONS:** All panels may be electrified with our 8 wire, 4 circuit system. Jumpers and power entry cables are encased in flexible metal conduit to minimize electrical interference with data and communication cables. Electrical cables run in the bottom of the panel (base line). In addition to grommet holes on the desk tops, several plug in options are available to place power and data access at the work surface.

**FLIPPER DOOR CABINETS:** Flipper door cabinets are available in widths from 24" to 72". Door options are (1) overhead flat front door, (2) radius front (curved) overhead flipper door, and (3) inside flipper door. Flat flipper door and radius front flipper door are available with standard slide or "easy down" slide. Flipper door finish: (1) painted (powder coated), (2) woodgrain, or (3) fabric wrapped

**WOODGRAIN TRIM:** Woodgrain finish is available on panel frame tops, End covers, T, L, and intermediate poles, panel tiles, raceway covers, flipper doors, and some pedestal drawer fronts.

**PEDESTALS:** Our standard premium grade pedestal features extremely strong rack resistant cabinet and full extension slides on all drawers. Dividers are included with each drawer. Woodgrain drawer fronts are also available. A clear space to run cables to the work surface inside the cabinet is available on pedestals 22" deep and deeper. Drawer pull options are (1) full "Z" pull, (2) top pull, (3) Satin Nichol loop pull, and (4) flush pull.

Our **E ped** is a high quality pedestal made in the U.S.A. at a lower price point than our premium ped above. All peds have full extension slides on the file drawers and ¾ extension slides on the box drawers. Drawer dividers are ordered separately. Drawer front options are full "Z" pull and Satin Nichol loop pull.

All of our peds have a high quality powder coat finish with leveling screws and LL series locks with removable cores for key matching in the field.

**DESK TOPS:** Standard desk tops are 1 1/8" thick composition wood with Wilsonart high pressure laminate top surface, a bottom balance sheet, and 3 mm edgebanding. Other laminates and edging options are available. Tops have 3" wiring access holes with grommets and covers for power and data access. Other desk top power and data options are available.

Thermal fused melamine tops are also offered at a reduced cost. Check with customer service for colors, order minimums, and lead times.

**FILING AND STORAGE:** A full range of filing and storage products is available including lateral files, storage towers with wardrobe closet, book cases, and storage cabinets. Cabinets are offered with standard full "Z" pull or Satin Nichol loop pull.

**FREESTANDING DESK COMPONENTS:** The freestanding **DESKUBE** components may be integrated into the panel system to run "wings" off the panel run using modesty panels and desk top support hardware.



## SPECIFICATIONS

### STANDARD PANELS & COMPONENTS

---

## SYNERFLEX

**SHEET METAL:** The sheet metal forming the various parts of the work will be of the grade best suited to the individual work. In general, sheet will be metallic furniture stock, cold or hot rolled reannealed and full pickled or equivalent. All gauges are U.S. Standard.

**FINISH:** The steel parts will be sent through a 5-stage automatic washing and phosphatizing machine where the metal is thoroughly washed to remove all dirt and oil and insure maximum efficiency in the application of the phosphate coating. This is followed by a complete drying in a dry-off oven to insure a completely dried surface before powder paint application. When dry, the part will receive a finish of electrostatically applied high grade Polyester/Epoxy Powder Paint and will be baked for 20 minutes at a mean temperature of 325 degrees F.

**PANELS:** Panels will be new and factory pre-assembled and finished. Panels consist of one built-up acoustical panel insert surrounded by a steel frame and will have a minimum acoustical rating of STC 27. The panel will be constructed with a cellular paper core 5/8" tackable high density fiberboard insert on both sides. Fabric will be properly stretched over both sides of the insert and will be secured without gluing (this allows for changing of fabric in the field). Panels have a Class A fire rating as specified by NFPA No. 101, "Life Safety Code", Section 6-2114. All fabric covering has a Class A fire rating. Each panel has two 14 gauge steel "C" channel uprights with perforated rectangular slits on 1" centers to receive hooks on shelf ends, desk supports, enclosed shelf ends, and other components as required. A 5" high by 2-1/2" deep raceway channel at bottom of panel provides access for electrical and communication wiring. Raceway channel accepts modular 8-wire electrical systems and up to twelve 25-pair telephone cables. Panels, components, and modular electrical are U.L. Listed.

**CONNECTORS:** In line panels will be connected by means of a connector top cap and a leveling assembly. The connector cap will be 12 gauge steel with four countersunk holes for 1/4"-20 flat head screws to connect two panels in a line. The leveling assembly will be provided with one leveling glide having a 3/8"-16 thread. All ends of panel runs must have finish cover or insert. Hinge type connections that create an unfinished look are not acceptable. All fasteners will be concealed.

**90° CONNECTORS:** All panels making a 90° connection will be connected by a universal cover pole of the appropriate height with end caps, corner caps, tee caps, etc. The cover pole will be 16 gauge steel formed with four right angle bends. It will be the height of the panel and will have an ogee bend at its top to mate with the appropriate top cap so as to present a smooth, neat appearance. The pole bottom will have one leveling glide and removable covers to allow for routing of electrical and communication cables. Complete panel and raceway are U.L. Listed.

---

### SOUTHERN METAL INDUSTRIES

P.O. Box 219, Ringgold, GA 30736

Phone: (706) 935-4024 Toll Free: (800) 241-5246 Fax: (706) 935-6854



### C-Leg Table and Training Table Features/Specifications

- End Panels and C-Legs are constructed of 16 gauge steel.
- End Panels and C-Legs are unhandled and have pre-punched holes to line up with attachment holes in modesty panels and locking wire enclosures.
- C-Legs have wiring access holes in the top and bottom for cable management.
- Removable access cover plates are available to "plug" exposed access holes for a clean appearance.
- Leveling glides in C-Legs and end panels have 1½" thread.
- Modesty panels and locking enclosures are constructed of 21 gauge steel with 16 gauge reinforcements welded in each end for lateral strength.
- Table tops are 1 1/8" industrial grade (45 lb. Density) particle board. Top laminates are 1/32" thick high pressure laminate with a 1/32" phenolic backer to prevent sagging or warping. A 3mm edge banding is used on all edges.
- Removable grommets come standard in all table tops. Special grommet locations available upon request.
- Table tops are pre-drilled to line up with attachment holes in modesty panels and support legs for ease of installation.
- Tubular table legs are constructed of 2" diameter 14 gauge steel tubing. Tubular legs are available in single column and double column styles with optional adjustable height spring clip mechanism.
- Suspended modesty panel arms are made of 18 gauge steel with a radius profile or square profile with access hole and removal cover plate.
- Lockable "flip-up" up wiring trough available with c-leg or suspended modesty panel tables. Suspended option offers "lay in" and "pull through" wiring options.

# SOUTHERN METAL INDUSTRIES

## LATERAL FILE CONSTRUCTION FEATURES

All Lateral Files feature Grade A construction, meeting or exceeding all applicable ANSI-BIFMA standards for durability and safety. A LIFETIME WARRANTY ensures outstanding long-lasting performance and after-sale support.

### Steel Construction

- All-welded steel frame construction, formed in key areas for strength.
- 18-gauge inner frame; 20-22 gauge outer-panels, cold-rolled-steel.

### Locks

- Lateral Files include LL Series (#226-325), bright-faced, master-keyed, core removable locks.
- Key-alike service is available.
- Cabinets are shipped with randomly-assigned keys and cores.

### Finish

- Metal finishes are a durable epoxy-polyester powder coat.

### Counterweights

- Counterweights are required for 2, 3, 4 and 5 drawer files if not anchored or ganged to another file, and are sold separately.

### Lateral File Drill Locators

- 2 small circles on side of each lateral, making it easy to drill and gang laterals together so that counterweights are not necessary.

### Drawer Bin Specifications

- Standard lateral drawer bins are 16" deep, 9 1/2" high, and 26 5/8", 32 5/8", or 38 5/8" wide.
- Lateral File drawers are inset, and the vertical edge detail applies to the cabinet itself.

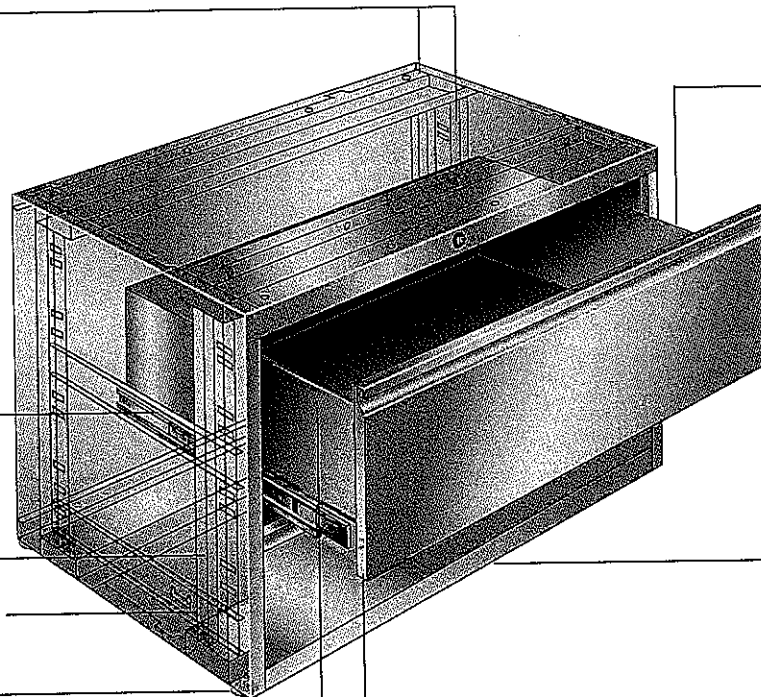
Reinforced vertical and horizontal channels for dimensional stability.

All steel ball-bearing full extension slides with built-in "anti-rebound" features ensure smooth operation.

Dual side-locking mechanism for extra security.

Safety interlock mechanism is integrated into the slides, allowing only one drawer to be opened at a time.

Four leveling glides to ensure proper drawer operation and alignment.



Full-Height drawer bins.

Nylon buttons eliminate metal-to-metal contact during operation.

File drawers have provisions for side-to-side and front-to-back filing that accommodate letter or legal size standard or hanging file folders, as well as A4 formats.

Drawer fronts and top are mechanically fastened and removable to maximize design flexibility.

Fully enclosed base on 3, 4, and 5 high Lateral Files for additional strength and security.







## C-Leg Table and Desk Component Features/Specifications

- End Panels and C-Legs are constructed of 16 gauge steel.
- End Panels and C-Legs are unhandled and have pre-punched holes to line up with attachment holes in modesty panels and locking wire enclosures.
- C-Legs have wiring access holes in the top and bottom for cable management.
- Removable access cover plates are available to “plug” exposed access holes for a clean appearance.
- Leveling glides in C-Legs and end panels have 1½” thread.
- Modesty panels and locking enclosures are constructed of 21 gauge steel with 16 gauge reinforcements welded in each end for lateral strength.
- Table tops are 1 1/8” industrial grade (45 lb. Density) particle board. Top laminates are 1/32” thick high pressure laminate with a 1/32” phenolic backer to prevent sagging or warping. A 3mm edge banding is used on all edges.
- Removable grommets come standard in all table tops. Special grommet locations available upon request.
- Table tops are pre-drilled to line up with attachment holes in modesty panels and support legs for ease of installation.
- Hutch units are available with “Inside” or “Over the Top” flipper door fronts. Over the top flipper doors are available in with a “Flat” or “Radius” front. All style flipper door fronts available in a painted, wood grain or fabric wrapped finish.
- Hutch units feature all steel construction and have removable back panels to create pass-thru openings. Back panels accept drop-in tack boards. Hutch back panels accept marker board tiles and slatwall tiles with paper management accessories using inexpensive slotted tile mount brackets.
- Hutch units available in straight or corner configurations up to 96” long.
- Over top utility storage units mount directly on top of inside flipper door hutches to give an additional level of storage space.
- Hutch unit components are made in the following gauges of steel:
  - 21 gauge back panels
  - 18 gauge cabinet sides
  - 16 gauge corner posts
  - 14 gauge desk clamp mounts
  - 16 gauge reinforced slide mounts
- Desk top privacy screens available in 13”, 19”, 26”, 32” and 38” heights. These may be freestanding or mount directly to hutch units for additional privacy.



## PEDESTAL CONSTRUCTION FEATURES

All pedestals feature Grade A construction, meeting or exceeding all applicable ANSI-BIFMA standards for durability and safety. A LIFETIME WARRANTY ensures outstanding long-lasting performance and after-sale support.

### Steel Construction

- All-welded steel frame construction, formed in key areas for strength.
- Inner top and side panels consist of 18 - 21 gauge cold-rolled steel.
- Outer wrapper and drawer bin are 22 gauge, drawer fronts are 20 gauge steel.

### Locks

- Pedestals include LL Series (#226-325), bright-faced, master-keyed, core removable locks.
- Cabinets are shipped with randomly-assigned keys and cores.
- For key-alike requests, we will ship specific core numbers to you separately.

### Finish

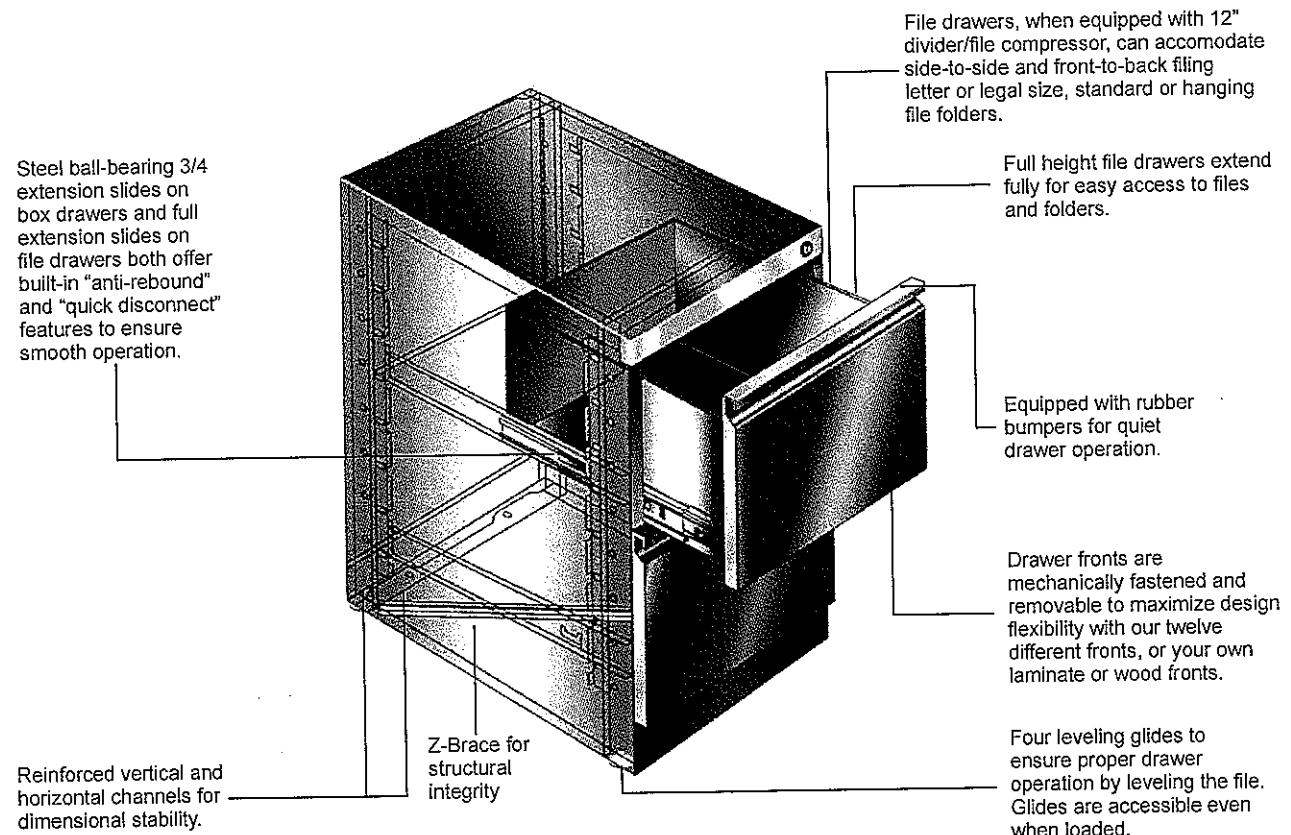
- Metal finishes are a durable epoxy polyester powder coat.

### Counterweights

- Freestanding, mobile and cushion peds are shipped with a counterweight installed.
- Counterweights are not necessary for work surface supporting and hanging pedestals.

### Accessories

- 6" drawer dividers, 12" drawer dividers that allow for side-to-side filing, and pencil trays are sold separately.





"Office Furniture & Filing Systems"

### Southern Metal Industries

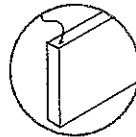
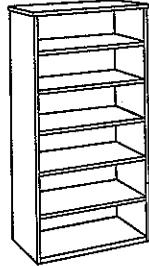
P. O. Box 219 • Ringgold, GA 30736

Phone: 800-241-5246 • Fax: 706-935-6854

email: info@southernmetal.com

web: www.southernmetal.com

### Square Front Bookcase



Square Edge

Metal, double-walled bookcase will accommodate binder-height storage in each compartment.

Bookcase is available with either a radiused or square outside front vertical edge, and shelves are adjustable on 1/2" increments. Leveling glides allow for 5/8" height adjustment.

The bookcase top is mechanically fastened to the cabinet, rather than welded, so that the user may substitute a wood or laminate top at the worksite.

Shelf load capacities:

30" shelf: 70 lbs

36" shelf: 85 lbs

42" shelf: 100 lbs

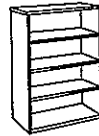
Outside Depth – 13 3/8"



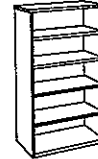
2-high  
28"



3-high  
41"



4-high  
53 3/8"



5-high  
66 3/8"



6-high  
79 3/8"

Double-walled side panels: 22 ga.

Back panel: 22 ga.

Bottom pan: 18 ga.

Top pan: 18 ga.

Shelves: 18 ga.

\* Binder-height storage all shelves (12.5" clearance height)

\* Optional shelves available.

\* Leveling glides provide 5/8" height adjustment.

\* Available heights: 28, 41, 53 3/8, 66 3/8, and 79 3/8

\* Available widths: 30, 36 and 42

\* Shelf load capacities: 30" shelf (70 lbs), 36" shelf (85 lbs), 42" shelf (100 lbs).

RFQ No. \_\_\_\_\_

STATE OF WEST VIRGINIA  
Purchasing Division

**PURCHASING AFFIDAVIT**

West Virginia Code §5A-3-10a states: No contract or renewal of any contract may be awarded by the state or any of its political subdivisions to any vendor or prospective vendor when the vendor or prospective vendor or a related party to the vendor or prospective vendor is a debtor and the debt owed is an amount greater than one thousand dollars in the aggregate.

**DEFINITIONS:**

"Debt" means any assessment, premium, penalty, fine, tax or other amount of money owed to the state or any of its political subdivisions because of a judgment, fine, permit violation, license assessment, defaulted workers' compensation premium, penalty or other assessment presently delinquent or due and required to be paid to the state or any of its political subdivisions, including any interest or additional penalties accrued thereon.

"Debtor" means any individual, corporation, partnership, association, limited liability company or any other form or business association owing a debt to the state or any of its political subdivisions. "Political subdivision" means any county commission; municipality; county board of education; any instrumentality established by a county or municipality; any separate corporation or instrumentality established by one or more counties or municipalities, as permitted by law; or any public body charged by law with the performance of a government function or whose jurisdiction is coextensive with one or more counties or municipalities. "Related party" means a party, whether an individual, corporation, partnership, association, limited liability company or any other form or business association or other entity whatsoever, related to any vendor by blood, marriage, ownership or contract through which the party has a relationship of ownership or other interest with the vendor so that the party will actually or by effect receive or control a portion of the benefit, profit or other consideration from performance of a vendor contract with the party receiving an amount that meets or exceeds five percent of the total contract amount.

**EXCEPTION:** The prohibition of this section does not apply where a vendor has contested any tax administered pursuant to chapter eleven of this code, workers' compensation premium, permit fee or environmental fee or assessment and the matter has not become final or where the vendor has entered into a payment plan or agreement and the vendor is not in default of any of the provisions of such plan or agreement.

Under penalty of law for false swearing (*West Virginia Code* §61-5-3), it is hereby certified that the vendor affirms and acknowledges the information in this affidavit and is in compliance with the requirements as stated.

**WITNESS THE FOLLOWING SIGNATURE**

Vendor's Name: Southern Metal Industries, Inc.

Authorized Signature: Will H. Smith III Date: 12-9-10

State of Georgia

County of Catoosa, to-wit:

Taken, subscribed, and sworn to before me this 9 day of December, 2010

My Commission expires Notary Public, Catoosa County, Georgia-20  
My Commission Expires Nov. 12, 2011

**AFFIX SEAL HERE**

**NOTARY PUBLIC** Cheryl Brock