



State of West Virginia
 Department of Administration
 Purchasing Division
 2019 Washington Street East
 Post Office Box 50130
 Charleston, WV 25305-0130

Request for Quotation

RFQ NUMBER
7011EC12

PAGE
1

ADDRESS CORRESPONDENCE TO ATTENTION OF
**BUYER 33
 304-558-2402**

RFQ COPY

TYPE NAME/ADDRESS HERE

ANDERSON EQUIPMENT COMPANY
 1 ANDY'S WAY
 SO. CHARLESTON, WV 25309

DIVISION OF HIGHWAYS
 EQUIPMENT DIVISION
 ROUTE 33
 BRUSHY FORK ROAD
 BUCKHANNON, WV
 26201 **304-472-1750**

DATE PRINTED 01/12/2011	TERMS OF SALE NET 30 DAYS	SHIP VIA ANDERSON EQUIP	F.O.B. BUCKHANNON, WV	FREIGHT TERMS DELIVERED
BID OPENING DATE: 03/09/2011		BID OPENING TIME 01:30PM		

LINE	QUANTITY	UOP	CAT NO	ITEM NUMBER	UNIT PRICE	AMOUNT
0001	1	EA		070-53		\$344,888.00
<p>TRUCK MOUNTED HYDRAULIC EXCAVATOR, SINGLE ENGINE</p> <p>REQUEST FOR QUOTATION (RFQ) OPEN END CONTRACT</p> <p>THE WEST VIRGINIA STATE PURCHASING DIVISION FOR THE AGENCY, THE WEST VIRGINIA DIVISION OF HIGHWAYS, IS SOLICITING BIDS FOR AN OPEN END CONTRACT TO PROVIDE HYDAULIC EXCAVATOR, SINGLE ENGINE, TRUCK MOUNTED, PER THE ATTACHED SPECIFICATIONS.</p> <p>A MANDATORY PRE-BID WILL BE HELD ON THURSDAY, 02/17/11 AT 10:00 AM, 2019 WASHINGTON ST E, CHARLESTON, WV ALL INTERESTED PARTIES ARE REQUIRED TO ATTEND THIS MEETING. FAILURE TO ATTEND THE MANDATORY PRE-BID SHALL RESULT IN DISQUALIFICATION OF THE BID. NO ONE PERSON MAY REPRESENT MORE THAN ONE BIDDER.</p> <p>AN ATTENDANCE SHEET WILL BE MADE AVAILABLE FOR ALL POTENTIAL BIDDERS TO COMPLETE. THIS WILL SERVE AS THE OFFICIAL DOCUMENT VERIFYING ATTENDANCE AT THE MANDATORY PRE-BID. FAILURE TO PROVIDE YOUR COMPANY AND REPRESENTATIVE NAME ON THE ATTENDANCE SHEET WILL RESULT IN DISQUALIFICATION OF THE BID. THE STATE WILL NOT ACCEPT ANY OTHER DOCUMENTATION TO VERIFY ATTENDANCE. THE BIDDER IS RESPONSIBLE FOR ENSURING THEY HAVE COMPLETED THE INFORMATION REQUIRED ON THE ATTENDANCE SHEET. THE PURCHASING DIVISION AND THE STATE AGENCY</p>						

RECEIVED
 2011 MAR -9 PM 1:20
 WV PURCHASING DIVISION

SEE REVERSE SIDE FOR TERMS AND CONDITIONS		
SIGNATURE <i>Jodd J. Matting</i>	TELEPHONE 304-756-2800	DATE March 8, 2011
TITLE GENERAL MGR. - WV	FEIN 25-032-3970-002	ADDRESS CHANGES TO BE NOTED ABOVE

WHEN RESPONDING TO RFQ, INSERT NAME AND ADDRESS IN SPACE ABOVE LABELED 'VENDOR'

GENERAL TERMS & CONDITIONS REQUEST FOR QUOTATION (RFQ) AND REQUEST FOR PROPOSAL (RFP)

1. Awards will be made in the best interest of the State of West Virginia.
2. The State may accept or reject in part, or in whole, any bid.
3. Prior to any award, the apparent successful vendor must be properly registered with the Purchasing Division and have paid the required \$125 fee.
4. All services performed or goods delivered under State Purchase Order/Contracts are to be continued for the term of the Purchase Order/Contracts, contingent upon funds being appropriated by the Legislature or otherwise being made available. In the event funds are not appropriated or otherwise available for these services or goods this Purchase Order/Contract becomes void and of no effect after June 30.
5. Payment may only be made after the delivery and acceptance of goods or services.
6. Interest may be paid for late payment in accordance with the *West Virginia Code*.
7. Vendor preference will be granted upon written request in accordance with the *West Virginia Code*.
8. The State of West Virginia is exempt from federal and state taxes and will not pay or reimburse such taxes.
9. The Director of Purchasing may cancel any Purchase Order/Contract upon 30 days written notice to the seller.
10. The laws of the State of West Virginia and the *Legislative Rules* of the Purchasing Division shall govern the purchasing process.
11. Any reference to automatic renewal is hereby deleted. The Contract may be renewed only upon mutual written agreement of the parties.
12. **BANKRUPTCY:** In the event the vendor/contractor files for bankruptcy protection, the State may deem this contract null and void, and terminate such contract without further order.
13. **HIPAA BUSINESS ASSOCIATE ADDENDUM:** The West Virginia State Government HIPAA Business Associate Addendum (BAA), approved by the Attorney General, is available online at www.state.wv.us/admin/purchase/vrc/hipaa.htm and is hereby made part of the agreement. Provided that the Agency meets the definition of a Cover Entity (45 CFR §160.103) and will be disclosing Protected Health Information (45 CFR §160.103) to the vendor.
14. **CONFIDENTIALITY:** The vendor agrees that he or she will not disclose to anyone, directly or indirectly, any such personally identifiable information or other confidential information gained from the agency, unless the individual who is the subject of the information consents to the disclosure in writing or the disclosure is made pursuant to the agency's policies, procedures, and rules. Vendor further agrees to comply with the Confidentiality Policies and Information Security Accountability Requirements, set forth in <http://www.state.wv.us/admin/purchase/privacy/noticeConfidentiality.pdf>.
15. **LICENSING:** Vendors must be licensed and in good standing in accordance with any and all state and local laws and requirements by any state or local agency of West Virginia, including, but not limited to, the West Virginia Secretary of State's Office, the West Virginia Tax Department, and the West Virginia Insurance Commission. The vendor must provide all necessary releases to obtain information to enable the director or spending unit to verify that the vendor is licensed and in good standing with the above entities.
16. **ANTITRUST:** In submitting a bid to any agency for the State of West Virginia, the bidder offers and agrees that if the bid is accepted the bidder will convey, sell, assign or transfer to the State of West Virginia all rights, title and interest in and to all causes of action it may now or hereafter acquire under the antitrust laws of the United States and the State of West Virginia for price fixing and/or unreasonable restraints of trade relating to the particular commodities or services purchased or acquired by the State of West Virginia. Such assignment shall be made and become effective at the time the purchasing agency tenders the initial payment to the bidder.

I certify that this bid is made without prior understanding, agreement, or connection with any corporation, firm, limited liability company, partnership, or person or entity submitting a bid for the same material, supplies, equipment or services and is in all respects fair and without collusion or fraud. I further certify that I am authorized to sign the certification on behalf of the bidder or this bid.

INSTRUCTIONS TO BIDDERS

1. Use the quotation forms provided by the Purchasing Division. Complete all sections of the quotation form.
2. Items offered must be in compliance with the specifications. Any deviation from the specifications must be clearly indicated by the bidder. Alternates offered by the bidder as EQUAL to the specifications must be clearly defined. A bidder offering an alternate should attach complete specifications and literature to the bid. The Purchasing Division may waive minor deviations to specifications.
3. Unit prices shall prevail in case of discrepancy. All quotations are considered F.O.B. destination unless alternate shipping terms are clearly identified in the quotation.
4. All quotations must be delivered by the bidder to the office listed below prior to the date and time of the bid opening. Failure of the bidder to deliver the quotations on time will result in bid disqualifications: Department of Administration, Purchasing Division, 2019 Washington Street East, P.O. Box 50130, Charleston, WV 25305-0130
5. Communication during the solicitation, bid, evaluation or award periods, except through the Purchasing Division, is strictly prohibited (W.Va. C.S.R. §148-1-6.6).



State of West Virginia
 Department of Administration
 Purchasing Division
 2019 Washington Street East
 Post Office Box 50130
 Charleston, WV 25305-0130

Request for Quotation

RFQ NUMBER
7011EC12

PAGE
2

ADDRESS CORRESPONDENCE TO ATTENTION OF
BUYER 33 304-558-2402

VENDOR

RFQ COPY
TYPE NAME/ADDRESS HERE
 ANDERSON EQUIPMENT COMPANY
 1 ANDY'S WAY
 SO. CHARLESTON, WV 25309

SHIP TO

DIVISION OF HIGHWAYS
 EQUIPMENT DIVISION
 ROUTE 33
 BRUSHY FORK ROAD
 BUCKHANNON, WV
 26201 304-472-1750

DATE PRINTED	TERMS OF SALE	SHIP VIA	F.O.B.	FREIGHT TERMS
01/12/2011				

BID OPENING DATE: **03/09/2011** BID OPENING TIME **01:30PM**

LINE	QUANTITY	UOP	CAT. NO.	ITEM NUMBER	UNIT PRICE	AMOUNT
<p>WILL NOT ASSUME ANY RESPONSIBILITY FOR A BIDDER-S FAILURE TO COMPLETE THE PRE-BID ATTENDANCE SHEET. IN ADDITION, WE REQUEST THAT ALL POTENTIAL BIDDERS INCLUDE THEIR E-MAIL ADDRESS AND FAX NUMBER.</p> <p>ALL POTENTIAL BIDDERS ARE REQUESTED TO ARRIVE PRIOR TO THE STARTING TIME FOR THE PRE-BID. BIDDERS WHO ARRIVE LATE, BUT PRIOR TO THE DISMISSAL OF THE TECHNICAL PORTION OF THE PRE-BID WILL BE PERMITTED TO SIGN IN. BIDDERS WHO ARRIVE AFTER CONCLUSION OF THE TECHNICAL PORTION OF THE PRE-BID, BUT DURING ANY SUBSEQUENT PART OF THE PRE-BID WILL NOT BE PERMITTED TO SIGN THE ATTENDANCE SHEET.</p> <p>TECHNICAL QUESTIONS CONCERNING THIS SOLICITATION MUST BE SUBMITTED IN WRITING TO SHERI SLONE IN THE WEST VIRGINIA STATE PURCHASING DIVISION VIA MAIL AT THE ADDRESS SHOWN IN THE BODY OF THIS RFQ, VIA FAX 304-558-4115, OR VIA EMAIL AT SHERI.D.SLONE@WV.GOV. DEADLINE FOR ALL TECHNICAL QUESTIONS IS 02/11/2011 AT THE CLOSE OF BUSINESS. ANY TECHNICAL QUESTIONS RECEIVED WILL BE ANSWERED BY FORMAL ADDENDUM TO BE ISSUED BY THE PURCHASING DIVISION AFTER THE DEADLINE HAS LAPSED.</p> <p>EXHIBIT 2</p> <p>LIFE OF CONTRACT: THIS CONTRACT BECOMES EFFECTIVE UPON AWARD AND EXTENDS FOR A PERIOD OF ONE (1) YEAR OR UNTIL SUCH "REASONABLE TIME" THEREAFTER AS IS NECESSARY TO OBTAIN A NEW CONTRACT OR RENEW THE ORIGINAL CONTRACT. THE "REASONABLE TIME" PERIOD SHALL NOT EXCEED TWELVE (12) MONTHS. DURING THIS "REASONABLE TIME" THE VENDOR MAY TERMINATE THIS CONTRACT FOR</p>						

SEE REVERSE SIDE FOR TERMS AND CONDITIONS

SIGNATURE	TELEPHONE	DATE
-----------	-----------	------

TITLE	FEIN	ADDRESS CHANGES TO BE NOTED ABOVE
-------	------	-----------------------------------

WHEN RESPONDING TO RFQ, INSERT NAME AND ADDRESS IN SPACE ABOVE LABELED 'VENDOR'



State of West Virginia
 Department of Administration
 Purchasing Division
 2019 Washington Street East
 Post Office Box 50130
 Charleston, WV 25305-0130

Request for Quotation

RFQ NUMBER
7011EC12

PAGE
3

ADDRESS CORRESPONDENCE TO ATTENTION OF
BUYER 33 304-558-2402

RFQ COPY

TYPE NAME/ADDRESS HERE
 ANDERSON EQUIPMENT COMPANY
 1 ANDY'S WAY
 SO. CHARLESTON, WV 25309

DIVISION OF HIGHWAYS
 EQUIPMENT DIVISION
 ROUTE 33
 BRUSHY FORK ROAD
 BUCKHANNON, WV
 26201 304-472-1750

DATE PRINTED	TERMS OF SALE	SHIP VIA	F.O.B.	FREIGHT TERMS
01/12/2011				

BID OPENING DATE: 03/09/2011 BID OPENING TIME 01:30PM

LINE	QUANTITY	UOP	CAT NO.	ITEM NUMBER	UNIT PRICE	AMOUNT
<p>ANY REASON UPON GIVING THE DIRECTOR OF PURCHASING THIRTY (30) DAYS WRITTEN NOTICE.</p> <p>UNLESS SPECIFIC PROVISIONS ARE STIPULATED IN THIS CONTRACT DOCUMENT, THE TERMS, CONDITIONS, AND PRICING SET HEREIN ARE FIRM FOR THE LIFE OF THE CONTRACT.</p> <p>RENEWAL: THIS CONTRACT MAY BE RENEWED UPON THE MUTUAL WRITTEN CONSENT OF THE SPENDING UNIT AND VENDOR, SUBMITTED TO THE DIRECTOR OF PURCHASING THIRTY (30) DAYS PRIOR TO THE EXPIRATION DATE. SUCH RENEWAL SHALL BE IN ACCORDANCE WITH THE TERMS AND CONDITIONS OF THE ORIGINAL CONTRACT AND SHALL BE LIMITED TO TWO (2) ONE (1) YEAR PERIODS.</p> <p>CANCELLATION: THE DIRECTOR OF PURCHASING RESERVES THE RIGHT TO CANCEL THIS CONTRACT IMMEDIATELY UPON WRITTEN NOTICE TO THE VENDOR IF THE COMMODITIES AND/OR SERVICE SUPPLIED ARE OF AN INFERIOR QUALITY OR DO NOT CONFORM WITH THE SPECIFICATIONS OF THE BID AND CONTRACT HEREIN.</p> <p>OPEN MARKET CLAUSE: THE DIRECTOR OF PURCHASING MAY AUTHORIZE A SPENDING UNIT TO PURCHASE ON THE OPEN MARKET, WITHOUT THE FILING OF A REQUISITION OR COST ESTIMATE, ITEMS SPECIFIED ON THIS CONTRACT FOR IMMEDIATE DELIVERY IN EMERGENCIES DUE TO UNFORESEEN CAUSES (INCLUDING BUT NOT LIMITED TO DELAYS IN TRANSPORTATION OR AN UNANTICIPATED INCREASE IN THE VOLUME OF WORK).</p> <p>QUANTITIES: QUANTITIES LISTED IN THE REQUISITION ARE APPROXIMATIONS ONLY, BASED ON ESTIMATES SUPPLIES BY THE STATE SPENDING UNIT. IT IS UNDERSTOOD AND AGREED THAT THE CONTRACT SHALL COVER THE QUANTITIES ACTUALLY ORDERED FOR DELIVERY DURING THE TERM OF CONTRACT, WHETHER MORE OR LESS THAN THE QUANTITIES SHOWN.</p>						

SEE REVERSE SIDE FOR TERMS AND CONDITIONS

SIGNATURE	TELEPHONE	DATE
TITLE	FERN	ADDRESS CHANGES TO BE NOTED ABOVE

WHEN RESPONDING TO RFQ, INSERT NAME AND ADDRESS IN SPACE ABOVE LABELED 'VENDOR'



State of West Virginia
 Department of Administration
 Purchasing Division
 2019 Washington Street East
 Post Office Box 50130
 Charleston, WV 25305-0130

Request for Quotation

RFQ NUMBER
7011EC12

PAGE
5

ADDRESS CORRESPONDENCE TO ATTENTION OF:
BUYER 33 304-558-2402

RFQ COPY

TYPE NAME/ADDRESS HERE

ANDERSON EQUIPMENT COMPANY
 1 ANDY'S WAY
 SO. CHARLESTON, WV 25309


VENDOR

DIVISION OF HIGHWAYS
 EQUIPMENT DIVISION
 ROUTE 33
 BRUSHY FORK ROAD
 BUCKHANNON, WV
 26201 304-472-1750

SHIP TO

DATE PRINTED	TERMS OF SALE	SHIP VIA	FOB	FREIGHT TERMS
01/12/2011				

BID OPENING DATE: 03/09/2011 BID OPENING TIME 01:30PM

LINE	QUANTITY	UOP	CAT. NO.	ITEM NUMBER	UNIT PRICE	AMOUNT
	NO. 4 .N/A....					
	NO. 5 .N/A....					
<p>I UNDERSTAND THAT FAILURE TO CONFIRM THE RECEIPT OF TH ADDENDUM(S) MAY BE CAUSE FOR REJECTION OF BIDS.</p> <p>VENDOR MUST CLEARLY UNDERSTAND THAT ANY VERBAL REPRESENTATION MADE OR ASSUMED TO BE MADE DURING ANY ORAL DISCUSSION HELD BETWEEN VENDOR'S REPRESENTATIVES AND ANY STATE PERSONNEL IS NOT BINDING. ONLY THE INFORMATION ISSUED IN WRITING AND ADDED TO THE SPECIFICATIONS BY AN OFFICIAL ADDENDUM IS BINDING.</p> <p style="text-align: center;">  SIGNATURE ANDERSON EQUIPMENT COMPANY..... COMPANY MARCH. 8, 2011..... DATE </p> <p>NOTE: THIS ADDENDUM ACKNOWLEDGEMENT SHOULD BE SUBMITTED WITH THE BID.</p> <p>REV. 09/21/2009</p> <p>EXHIBIT 4</p> <p>LOCAL GOVERNMENT BODIES: UNLESS THE VENDOR INDICATES IN THE BID HIS REFUSAL TO EXTEND THE PRICES, TERMS,</p>						

SEE REVERSE SIDE FOR TERMS AND CONDITIONS			
SIGNATURE	TELEPHONE	DATE	
TITLE	FEIN	ADDRESS CHANGES TO BE NOTED ABOVE	

WHEN RESPONDING TO RFQ, INSERT NAME AND ADDRESS IN SPACE ABOVE LABELED 'VENDOR'



State of West Virginia
 Department of Administration
 Purchasing Division
 2019 Washington Street East
 Post Office Box 50130
 Charleston, WV 25305-0130

Request for Quotation

RFQ NUMBER:
7011EC12

PAGE:
4

ADDRESS CORRESPONDENCE TO ATTENTION OF:
**BUYER 33
 304-558-2402**

VENDOR

RFQ COPY
 TYPE NAME/ADDRESS HERE
 ANDERSON EQUIPMENT COMPANY
 1 ANDY'S WAY
 SOUTH CHARLESTON, WV 25309

SHIP TO

DIVISION OF HIGHWAYS
 EQUIPMENT DIVISION
 ROUTE 33
 BRUSHY FORK ROAD
 BUCKHANNON, WV
 26201 304-472-1750

DATE PRINTED	TERMS OF SALE	SHIP VIA	F.O.B.	FREIGHT TERMS
01/12/2011				

BID OPENING DATE: **03/09/2011** BID OPENING TIME: **01:30PM**

LINE	QUANTITY	UOP	CAT NO.	ITEM NUMBER	UNIT PRICE	AMOUNT
<p>ORDERING PROCEDURE: SPENDING UNIT(S) SHALL ISSUE A WRITTEN EQUIPMENT CONTRACT ORDER (FORM NUMBER WV-35) FOR COMMODITIES COVERED BY THIS CONTRACT. THE ORIGINAL WV-35 MUST BE SENT TO THE PURCHASING DIVISION OF THE DEPARTMENT OF ADMINISTRATION. AFTER APPROVAL AND ENCUMBRANCE, ONE COPY OF THE PURCHASE ORDER WILL BE RETURNED TO THE SPENDING UNIT AND ONE COPY FORWARDED TO THE VENDOR AS AUTHORIZATION FOR SHIPMENT. NO ORDER IS VALID UNLESS APPROVED AND ENCUMBERED BY THE PURCHASING DIVISION.</p> <p>BANKRUPTCY: IN THE EVENT THE VENDOR/CONTRACTOR FILES FOR BANKRUPTCY PROTECTION, THE STATE MAY DEEM THE CONTRACT NULL AND VOID, AND TERMINATE SUCH CONTRACT WITHOUT FUTHER ORDER.</p> <p>REV. 5/2009</p> <p>EXHIBIT 10</p> <p>REQUISITION NO.: 7011EC12.....</p> <p>ADDENDUM ACKNOWLEDGEMENT</p> <p>I HEREBY ACKNOWLEDGE RECEIPT OF THE FOLLOWING CHECKED ADDENDUM(S) AND HAVE MADE THE NECESSARY REVISIONS TO MY PROPOSAL, PLANS AND/OR SPECIFICATION, ETC.</p> <p>ADDENDUM NO.'S:</p> <p>NO. 1 <input checked="" type="checkbox"/> 7011EC12</p> <p>NO. 2 <input type="checkbox"/> N/A.....</p> <p>NO. 3 <input type="checkbox"/> N/A.....</p>						

SEE REVERSE SIDE FOR TERMS AND CONDITIONS

SIGNATURE	TELEPHONE	DATE
TITLE	FEIN	ADDRESS CHANGES TO BE NOTED ABOVE

WHEN RESPONDING TO RFQ, INSERT NAME AND ADDRESS IN SPACE ABOVE LABELED 'VENDOR'



State of West Virginia
 Department of Administration
 Purchasing Division
 2019 Washington Street East
 Post Office Box 50130
 Charleston, WV 25305-0130

Request for Quotation

RFQ NUMBER
7011EC12

PAGE
6

ADDRESS CORRESPONDENCE TO ATTENTION OF:
**BUYER 33
 304-558-2402**

VENDOR

**RFQ COPY
 TYPE NAME/ADDRESS HERE**
 ANDERSON EQUIPMENT COMPANY
 1 ANDY'S WAY
 SO. CHARLESTON, WV 25309

SHIP TO

**DIVISION OF HIGHWAYS
 EQUIPMENT DIVISION
 ROUTE 33
 BRUSHY FORK ROAD
 BUCKHANNON, WV
 26201 304-472-1750**

DATE PRINTED: 01/12/2011	TERMS OF SALE	SHIP VIA	F.O.B.	FREIGHT TERMS
------------------------------------	---------------	----------	--------	---------------

BID OPENING DATE: **03/09/2011** BID OPENING TIME **01:30PM**

LINE	QUANTITY	UOP	CAT NO.	ITEM NUMBER	UNIT PRICE	AMOUNT
<p>AND CONDITIONS OF THE BID TO COUNTY, SCHOOL, MUNICIPAL AND OTHER LOCAL GOVERNMENT BODIES, THE BID SHALL EXTEND TO POLITICAL SUBDIVISIONS OF THE STATE OF WEST VIRGINIA. IF THE VENDOR DOES NOT WISH TO EXTEND THE PRICES, TERMS, AND CONDITIONS OF THE BID TO ALL POLITICAL SUBDIVISIONS OF THE STATE, THE VENDOR MUST CLEARLY INDICATE SUCH REFUSAL IN HIS BID. SUCH REFUSAL SHALL NOT PREJUDICE THE AWARD OF THIS CONTRACT IN ANY MANNER.</p> <p>REV. 3/88</p> <p style="text-align: center;">NOTICE</p> <p>A SIGNED BID MUST BE SUBMITTED TO:</p> <p style="text-align: center;">DEPARTMENT OF ADMINISTRATION PURCHASING DIVISION BUILDING 15 2019 WASHINGTON STREET, EAST CHARLESTON, WV 25305-0130</p> <p>THE BID SHOULD CONTAIN THIS INFORMATION ON THE FACE OF THE ENVELOPE OR THE BID MAY NOT BE CONSIDERED:</p> <p>SEALED BID</p> <p>BUYER: SHERI SLONE - FILE 33</p> <p>RFQ. NO.: 7011EC12</p> <p>BID OPENING DATE: 03/09/2011</p>						

SEE REVERSE SIDE FOR TERMS AND CONDITIONS:		
SIGNATURE	TELEPHONE	DATE
TITLE	FEIN	ADDRESS CHANGES TO BE NOTED ABOVE

WHEN RESPONDING TO RFQ, INSERT NAME AND ADDRESS IN SPACE ABOVE LABELED 'VENDOR'



State of West Virginia
 Department of Administration
 Purchasing Division
 2019 Washington Street East
 Post Office Box 50130
 Charleston, WV 25305-0130

Request for Quotation

RFQ NUMBER
7011EC12

PAGE
7

ADDRESS CORRESPONDENCE TO ATTENTION OF:
BUYER 33 304-558-2402

VENDOR

RFQ COPY
 TYPE NAME/ADDRESS HERE
 ANDERSON EQUIPMENT COMPANY
 1 ANDY'S WAY
 SO. CHARLESTON, WV 25309

SHIP TO

DIVISION OF HIGHWAYS
 EQUIPMENT DIVISION
 ROUTE 33
 BRUSHY FORK ROAD
 BUCKHANNON, WV
 26201 304-472-1750

DATE PRINTED 01/12/2011	TERMS OF SALE	SHIP VIA	F.O.B.	FREIGHT TERMS
----------------------------	---------------	----------	--------	---------------

BID OPENING DATE: 03/09/2011 BID OPENING TIME 01:30PM

LINE	QUANTITY	UOP	CAT NO.	ITEM NUMBER	UNIT PRICE	AMOUNT
BID OPENING TIME:				1:30 PM		
PLEASE PROVIDE A FAX NUMBER IN CASE IT IS NECESSARY TO CONTACT YOU REGARDING YOUR BID: 304-756-2799						
CONTACT PERSON (PLEASE PRINT CLEARLY): TODD MORTIMER						
***** THIS IS THE END OF RFQ 7011EC12 ***** TOTAL:						\$344,888.00

SEE REVERSE SIDE FOR TERMS AND CONDITIONS

SIGNATURE	TELEPHONE	DATE
TITLE	FEIN	ADDRESS CHANGES TO BE NOTED ABOVE

WHEN RESPONDING TO RFQ, INSERT NAME AND ADDRESS IN SPACE ABOVE LABELED 'VENDOR'

WEST VIRGINIA DEPARTMENT OF TRANSPORTATION
DIVISION OF HIGHWAYS
EQUIPMENT DIVISION

PROCUREMENT SPECIFICATIONS
NO. 412-1-E

OPEN END CONTRACT
HYDRAULIC EXCAVATOR, SINGLE ENGINE, TRUCK MOUNTED

1.0 PURPOSE

It is the purpose of these specifications to describe a Hydraulic Excavator, Single Engine, Truck Mounted (hereinafter referred to as an "excavator" or a "unit") to be purchased for use by the West Virginia Division of Highways (DOH) on an Open End Contract basis.

2.0 BIDDING PROCEDURES

The current purchasing procedures regarding bidding as established by the Department of Administration, Purchasing Division, shall apply. Failure to submit the "Request for Quotation" forms, complete in its entirety and according to directions indicated, may subject the bidder to disqualification. **Each bid submitted shall also be accompanied by a Bidder's Evaluation Report completed in detail.** Addendums in order, along with exception sheets, should be with Bidder's Evaluation Report. **FAILURE TO SUBMIT THE BIDDER'S EVALUATION REPORT, COMPLETE IN ITS ENTIRETY, WILL RESULT IN AUTOMATIC DISQUALIFICATION.**

3.0 SPECIFICATIONS

The specifications named herein, mandatory and non-mandatory, establish the acceptable level of quality only and are not intended to reflect a preference or favor any particular brand or vendor.

3.1 EXCEPTIONS TO NON-MANDATORY SPECIFICATIONS

Exception to a non-mandatory unit specification may be made by the bidder, providing the exception is not available from the manufacturer. **Any such exception must be noted on the bidder's evaluation report and should be accompanied by supporting documentation/literature from the manufacturer. Any exception must be indicated on a separate attachment to the bidder's evaluation report and labeled as "Exception to Specifications".** The state reserves the right to waive minor irregularities in bids or specifications in accordance with §148-1-4(f) of the WV Legislative Rules and Regulations.

3.2 MANDATORY SPECIFICATIONS

All specifications preceded by "shall, will, and/or must" or are stated as a "minimum and/or maximum" are mandatory as stated in Purchasing Divisions Policies and Procedures. Any bid failing to meet any mandatory item shall be immediately disqualified. Failure to respond in the appropriate evaluation section will also be grounds for immediate disqualification at the discretion of the State.

A mandatory pre-bid conference is scheduled for this equipment purchase as stated in the RFQ. Vendors having products with variations or exceptions in specified mandatory items are expected to address any such variations or exceptions during the pre-bid conference. **The State shall review and consider any such variation or exception, and may at its sole discretion, issue an addendum to change mandatory specifications deemed to be in the State's best interest. Bids from any vendor failing to attend the mandatory pre-bid shall be disqualified. Bids containing any variation or exception to a mandatory specification that was not addressed during the pre-bid conference and accepted by the issuance of an Addendum shall be disqualified.**

4.0 REPRESENTATIVE UNIT FOR TEST

The successful vendor must (if specified) provide DOH one (1) completed representative unit to be observed and evaluated on each order to insure compliance with specification. If requested, the time period for testing and evaluation shall be seven (7) working days following receipt of the unit. DOH will incur no obligation for deterioration of surfaces, finishes, seals, and mechanical or electrical parts on the unit resulting from operation and testing within the limits of these specifications; nor will DOH incur obligation for damage to the unit resulting from failure to meet specifications when due care and attention is given by DOH and testing is done within the limits of these specifications. Failure of the pilot unit to satisfactorily meet specifications as bid may be cause for cancellation of the purchase order, and return of the delivered unit along with all associated equipment to the vendor at the vendor's expense.

4.1 CONDITION OF UNIT(S) UPON DELIVERY

All units must arrive at the prescribed delivery point having been completely preserviced with oil, lubricants, and coolant. All prescribed precautions pertaining to first operations and break-in of the unit are to be posted conspicuously on the unit for ready observance by the operator.

4.2 DELIVERY

Delivery point of the completely assembled representative unit will be the DOH, Equipment Division, Route 33 at Brushy Fork Road, Buckhannon, West Virginia (26201).

The vendor is responsible for guaranteeing delivery of the completed units within the time specified and agreed to by the State. Delivery is preferred within 120 calendar days after receipt of purchase agreement. The vendor is responsible for establishing and coordinating delivery terms with allied manufacturers or suppliers. Delivery terms should be stated in the bid and the State reserves the right to accept or reject such terms. Failure to reach an agreement may result in rejection of the bid. **The successful bidder shall provide their manufacturer's confirmation of the order to the WVDOH contact person within seven (7) working days after receiving the approved purchase order.**

A completed pilot model for inspection must be provided within 60 calendar days after receipt of the purchase agreement by the successful vendor.

Delivery is an integral part of this specification and failure to comply will be cause to initiate a D.O.T. Administrative Form WV-82, Vendor Performance Form. The WV-82 Form will provide a means of officially notifying the Purchasing Division and the vendor of unsatisfactory performance; such as late deliveries, poor service, inadequate parts supplies, etc.

The decision to initiate subject Form will be at the sole discretion of the D.O.H. Commissioner's established Equipment Review Board.

Issuance of the WV-82 Vendor Complaint Form on unsatisfactory delivery against any vendor will be cause to refuse to consider similar items from those vendors on future Request For Quotations.

(NOTE: Delivery time could be altered due to labor strikes, severe inclement weather conditions, etc.)

5.0 AWARD CRITERIA

- 5.1 DOH will recommend the award in accordance with the RFQ evaluation criteria described in the requisition. **The award shall be made to the lowest unit cost vendor that meets or exceeds the specifications.** DOH reserves the right to place multiple orders in any quantity.

6.0 SPECIFICATIONS AND GUIDELINES - GENERAL

6.1 IDENTIFICATION OF THE UNIT BEING PROPOSED

The bidder must identify the unit by manufacturer, model, series, and year of manufacture, to enable identification by DOH in the manufacturer's specifications of the proposed unit. The bidder will submit complete descriptive literature of the proposed unit, to establish that the bid is the manufacturer's most current model, including latest engineering improvements, which have been, or will imminently be, regularly advertised and sold on the open market. The unit specified herein and offered

to be manufactured after January 1, 2011 and be clearly identified and marked with date of manufacture.

6.2 OPERATING AND SERVICE MANUALS AND PARTS LISTS

An operator's manual must be included with each unit upon delivery. A "line sheet" (if applicable) and Equipment Preventative Maintenance Questionnaire (as shown in X6.2 of the Bidder's Evaluation Report) must be with pilot unit upon delivery. In addition, there must be 12 service, shop, or maintenance manuals; ten (10) to be distributed to the Districts and two (2) for the Equipment Division. Also, there must be 14 parts manuals; ten (10) to be distributed to the Districts and four (4) for Equipment Division use. CD ROM is preferred in lieu of parts or service manuals.

* NOTE: MANUALS SHALL BE DELIVERED UPON COMPLETION OF DELIVERY OF TOTAL UNITS. FAILURE TO DO SO WILL DELAY PAYMENT.

6.3 TRAINING:

Manufacturers and/or dealers will be required to stage a thorough seminar on the subjects of Preventative Maintenance, Operator and Mechanic Training. **In order to keep the operators and mechanics updated, the successful vendor shall conduct training with each purchase order against this open end contract.** Training is preferred within 2 working days after delivery of the pilot unit on the individual purchase order.

Manufacturers and/or dealers shall be required to furnish the Training Academy with one (1) Operator's Manual to be shipped direct to WVDOH Training Academy, Post Office Box 610, Buckhannon, West Virginia 26201 prior to delivery of the pilot.

The seminar to be held at the W. Va. Division of Highways, Equipment Division, Buckhannon, West Virginia.

6.4 PREVENTIVE MAINTENANCE AND OPERATOR PROCEDURES:

Manufacturers and/or dealers will be required to submit to the Equipment Division, in addition to the operating and service manuals, booklets and pamphlets explaining the Preventive Maintenance and Operator Procedures to be used by the operators of this equipment, and must include such things as daily prestart inspection procedure, service schedule, and routine maintenance required, safety precautions, etc.

The successful vendor shall furnish all training aids; i.e., videos, projectors, etc. required in conducting the training.

6.5 WARRANTY AND SERVICE POLICY

The Manufacturers warranty or service policy is to apply to the unit. Such warranty or service policy is to be recognized at any authorized unit dealer, representing manufacturer of proposed unit throughout the State of West Virginia. The applicable warranty or service policy will not be contingent upon obtaining routine service, lubrication, and servicing of the unit from factory authorized agencies. It will be the responsibility of the bidder to have available labor to repair or replace any defective replacement parts, components and materials, and to have available those replacement parts, components, and/or materials found to be defective during the terms of the warranty period. The bidder should state the labor rates, locations where parts will be stocked, availability of parts, and discounts offered for parts, when terms of the warranty offer a pro-rated cost for parts and labor. In addition, the successful bidder should offer field work to repair or replace defective parts, components, and materials found to be defective during the terms of the warranty and should provide mechanic's travel rates, mileage charges, field mechanic rates, and any surcharge for miscellaneous items, if applicable, for field work during the warranty period. Submit to Division of Highways any technical or engineering improvements during the term of the warranty. **The unit must be accompanied upon delivery by the unit's manufacturer's executed warranty or service policy.**

A mandatory minimum two (2) year bumper to bumper basic parts and labor warranty excluding abuse and normal wear items is required for this unit.

THE "WARRANTY AND SERVICE POLICY QUESTIONNAIRE" ATTACHED IN THE BIDDER'S EVALUATION REPORT MUST BE COMPLETED IN ITS ENTIRETY BY THE SUCCESSFUL BIDDER OR MANUFACTURER PRIOR TO DELIVERY OF THE PILOT MODEL. (SEE SECTION X6.5 OF BIDDER'S EVALUATION REPORT).

6.6 EVALUATION COMMITTEE REQUIREMENTS

Detailed component specifications, product literature, component models, required for specification compliance determination by the Evaluation Committee should be provided with each bid. Any information supplied that is contrary to/or conflicting with the specifications and/or attached Bidders Evaluation Report may be sufficient cause for rejection of bid.

6.7 UNSPECIFIED ACCESSORIES & FEATURES

All parts, equipment, accessories, material, design and performance characteristics not specified herein, but which are necessary to provide a complete unit, must be furnished with each unit and required to conform to strength, quality of material, and quality of workmanship to those which are advertised and provided to the market in general by the unit industry.

All parts and accessories advertised and regularly supplied as standard shall be included, except those which would represent duplication of these specified, and except those which, by specification, are not to be furnished. All standard safety features, required by Federal and State Law, shall be included.

7.0 SPECIFICATIONS OF THE QUOTED UNIT ARE AS FOLLOWS:

It is the intent of this specification to describe a carrier mounted, single engine, full hydraulic telescoping boom excavator capable of excavating, grading, sloping, backfilling, etc. **The unit shall be in current production and the manufacturer's printed literature shall be submitted with the bid.**

The excavator shall consist of a revolving upperstructure mounted on a rubber-tired carrier complete with full hydraulic powered remote control as follows:

UPPERSTRUCTURE:

7.1 Rotating Structure:

7.1.1 The upperstructure to be supported on the carrier by an internal swing bearing and be capable of continuous swing at not less than 8 RPM.

7.1.2 **The swing system shall incorporate a spring set, hydraulic release swing parking brake.**

7.1.3 Anti-slip paint is required on all walking surfaces.

7.2 Boom:

7.2.1 The boom to be triangular in cross section and consist of a main section and a telescoping section.

7.2.2 Adjustable boom rollers furnished on both boom sections.

- 7.2.3 The telescope section to be equipped with a two-position quick-change bucket adapter and telescope hydraulically through a distance of not less than 12 feet 6 inches.
- 7.2.4 **The boom assembly shall be supported by a cradle that provided for the tilt of the entire boom assembly and attachment.**
- 7.3 Hydraulic System:
- 7.3.1 **Power for the hydraulic system shall be supplied by the carrier engine.**
- 7.3.2 One-piston pump providing not less than 77 GPM @ 4700 PSI.
- 7.3.3 The pump to be equipped with an automatic disconnect.
- 7.3.4 **The system shall provide for simultaneous boom, swing and remote functions.**
- 7.3.5 Oil cooler and filter with service indicator.
- 7.4 Cab and Controls:
- 7.4.1 **The operator's cab shall be all weather with tinted safety glass windows and skylight.**
- 7.4.2 The cab to be complete with front window that rolls overhead for storage
- 7.4.3 Unit to have heaviest duty offered windshield washer and wipers with intermittent features both structures.
- 7.4.4 Unit to have four-way adjustable seat.
- 7.4.5 Air conditioning, heater, defroster to be manufacturers heavy duty system.
- 7.4.6 **The controls shall be self-centering deadman type consisting of two (2) hydraulic joysticks mounted on armrests and one (1) rocker switch for all upperstructure movements.**
- 7.4.7 **Engine controls shall include key type ignition switch with neutral start and throttle.**
- 7.4.8 **There shall be warning lights for low air, engine maintenance, hydraulic filter condition and level.**

- 7.4.9 **There shall be an automatic engine shutdown for low oil pressure or high coolant temperature.**
- 7.4.10 **Remote carrier propel. steering and automatic digging brake shall be controlled by two-foot pedals.**
- 7.4.11 **There shall be a rocker switch on the control panel to select high or low speed for the remote travel.**
- 7.4.12 The hydraulic remote control system be complete with an emergency brake control and travel alarm.

UNDERCARRIAGE:

7.5 Carrier:

- 7.5.1 **The carrier shall be a 6 x 4 rubber tired type.**
- 7.5.2 The carrier to be 8 foot 6 inches wide.
- 7.5.3 The carrier to have approximately 60,600 pounds gross vehicle axle weight rating.
- 7.5.4 The frame to be fabricated plate construction, 50 KSI material.
- 7.5.5 **The wheelbase of the unit shall be a minimum of 170 inches.**
- 7.5.6 **The frame to have a minimum width of 48 inches.**
- 7.5.7 **The carrier shall be equipped with remote control.**
- 7.5.8 **The unit shall have front and rear tow hooks.**

7.6 Engine:

- 7.6.1 **The carrier shall be powered by a turbo charged after cooled diesel engine.**
- 7.6.2 **The engine to have 300 horsepower minimum at 2100 RPM.**
- 7.6.3 **The engine shall be equipped with a dry type air cleaner, fuel filter and oil filter.**
- 7.6.4 The engine to be a six cylinder with a compression break system.
- 7.6.5 The electrical system to be 12 volt.

- 7.6.6 The electrical system to have two (2) 810CCA batteries.
- 7.6.7 The electrical system to have an 100-amp alternator.
- 7.7 Transmission:
 - 7.7.1 The carrier to be equipped with a 9-speed transmission Fuller RTX 14609B or equal.
 - 7.7.2 **The unit to have a maximum road speed of approximately 60 MPH.**
- 7.8 Clutch:
 - 7.8.1 **The clutch shall be a minimum of 14 inches two-plate, pull type.**
- 7.9 Axles and Suspension:
 - 7.9.1 **The front axle to be rated at 14,600 pounds minimum, Meritor FG941 or equal.**
 - 7.9.2 The front suspension to be leaf type and shall be complete with automatic lockout cylinders.
 - 7.9.3 **The rear tandem axle to be rated at 46,000 pounds minimum with single reduction.**
 - 7.9.4 **The forward tandem axle shall be equipped with a cab controlled differential lock.**
 - 7.9.5 The rear suspension to be Hendrickson or equal equalizer beam with at least 8 inches oscillation.
- 7.10 Brakes:
 - 7.10.1 **The carrier shall be equipped with six (6) wheel cam type air brakes and automatic slack adjuster.**
 - 7.10.2 **The system shall include spring set brakes incorporating emergency and parking brakes on both rear axles.**
- 7.11 Wheels and Tires:
 - 7.11.1 **The wheels shall be 10-stud hub piloted disc.**
 - 7.11.2 **The front tires shall be single 15.00 x 22.5 16 PR with highway tread.**
 - 7.11.3 **The eight (8) rear tires shall be 10.00 x 20 14PR with fraction tread.**

7.12 Steering:

7.12.1 Carrier steering shall be integral hydraulic power steering.

7.13 Cab:

7.13.1 The carrier cab shall be a one man, isolation mounted cab.

7.13.2 The cab to include an air seat.

7.13.3 The cab to have tinted safety glass windows.

7.13.4 The cab to have acoustical lining.

7.13.5 The cab to have manufacturers heavy duty air conditioning, heater and defroster.

7.13.6 The side windows must open for ventilation and be adjustable.

7.14 Cab instrument panel shall include the following:

7.14.1 Gauges for oil pressure.

7.14.2 Gauges for water temperature.

7.14.3 Gauges for dual air tank pressures.

7.14.4 Fuel gauges.

7.14.5 Voltmeter.

7.14.6 Hour meter.

7.14.7 Speedometer.

7.14.8 Odometer.

7.15 The carrier shall be completed with the following:

7.15.1 Headlights.

7.15.2 Taillights.

7.15.3 Stoplights.

7.15.4 Backup lights.

- 7.15.5 **Identification light clusters front and rear**
- 7.15.6 **Turn indicators.**
- 7.15.7 **4-way hazard warning.**
- 7.15.8 **Windshield washer with intermittent wipers.**
- 7.15.9 **Back-up alarm.**
- 7.15.10 **Plain and convex mirrors on both sides.**
- 7.16 Unit to be provided with a 48 inch excavating bucket and to have a 60 inch tapered ditching bucket.
 - 7.16.1 Digging depth of approximately 20 feet 10 inches.
- 7.17 **The equipment shall be capable of performing all functions without the use of outriggers.**
- 7.18 **The system to include a minimum 15.5 C.F.M. air compressor and desiccant type air dryer with automatic purge valve and thermostatically controlled heater.**
- 7.19 Paint:
 - 7.19.1 Cab exterior and interior to be painted manufacturers standard.
 - 7.19.2 Chassis is to be painted manufacturers standard black.
- 7.20 **Vendor must certify that unit offered will meet or exceed the "Occupational Safety and Health act of 1970" and subsequent amendments.**
- 7.21 Advertising: No visible decals or name plates or painted on names representing the manufacturer or model number or trademark should appear on the exterior surface of the unit. Such logos created through the stamping or casting process of manufacture are excepted.

WEST VIRGINIA DEPARTMENT OF TRANSPORTATION
DIVISION OF HIGHWAYS
EQUIPMENT DIVISION

BIDDER'S EVALUATION REPORT

PROCUREMENT SPECIFICATIONS FOR OPEN END CONTRACT
NO. 412-1-E

HYDRAULIC EXCAVATOR, SINGLE ENGINE, TRUCK MOUNTED

NOTE TO BIDDER: Procurement Specification No. 412-1-E, Paragraph 2.0 recommends the completion and submittal of this Report with your bid. Purpose of this Report is to enable the West Virginia Division of Highways Evaluation Committee to make full and fair evaluation of the bid. Addendums in order, along with a summary of exception as a separate attachment, should be with Bidder's Evaluation Report.
FAILURE TO SUBMIT THIS REPORT, COMPLETE IN ITS ENTIRETY, MAY SUBJECT THE BIDDER TO DISQUALIFICATION.

Reference Requisition No.: 7011EC12

Bidder's Name: Anderson Equipment Company

Address: 2007 Ruskin Drive – Pleasant Valley, WV - 26554

Telephone Number: 304-756-2800

Years Bidder has been registered to do business with the State of West Virginia: 32 YRS.

Years Company has been an authorized dealer for proposed unit: 29 YRS.

X3.2 Have you complied with all mandatory specifications? YES NO

X4.2 DELIVERY:

X4.2.1 Delivery date of completed representative unit: 90 Calendar Days After
Receipt of Purchase Agreement

X4.2.2 Delivery date of balance of completed units: 120 Calendar Days After Receipt of
Purchase Agreement

X5.0 AWARD CRITERIA;

X5.1 Price per unit: \$344,888.00 per unit

X6.0 SPECIFICATIONS - GENERAL

X6.1 Manufacturer, model, series, and date of manufacture of proposed unit:

XL4100-IV

Is descriptive literature, fully describing proposed unit attached to your bid? YES NO

If not, why? _____

X6.2 Will the required number of service manuals, and complete parts list be delivered to the Equipment Division at Buckhannon upon completion of delivery of total units?

YES NO

Will the required Equipment Preventive Maintenance Form (Section X6.2 of Bidders Evaluation Report) be provided upon inspection of the pilot unit?

YES NO

X6.2
2-10-00

EQUIPMENT PREVENTATIVE MAINTENANCE QUESTIONNAIRE

THIS FORM MUST BE COMPLETED IN ITS ENTIRETY BY SUCCESSFUL BIDDER OR MANUFACTURER'S TECHNICAL REPRESENTATIVE PRIOR TO DELIVERY OF PILOT MODEL TO THE WVDOT.

DESCRIPTION: HIGHWAY SPEED EXCAVATOR

MAKE: GRADALL

MODEL: XL4100IV

YEAR: 2011

PURCHASE AMOUNT: \$344,888 PER UNIT

ENGINE: MAKE: MERCEDES MODEL: OM926 TIER 4 FUEL TYPE: DIESEL

HORSEPOWER: 322 CYLINDER: 6 ENGINE SERIAL: TBD

COOLING SYSTEM CAPACITY: 9.8 GALLON

BELTS: DESCRIPTION:

PART NUMBERS:

DRIVE BELT

8048-3056

A/C INSTALLATION

8076-3055

GVW: 66,000 LBS.

AXLE CAPACITY: FRONT: 16,000 LBS.

REAR: 50,000 LBS.

TIRES: FRONT MAKE & SIZE: GOODYEAR 385/65R 22.5 18 PLY

REAR MAKE & SIZE: GOODYEAR 11R 24.5

DIMENSIONS OF UNIT: LENGTH: 29' 6" W/BUCKET WIDTH: 8'6" HEIGHT
LENGTH: 11' 9" W/BUCKET

VENDOR CONTACT PERSON: _____

PHONE: _____

PARTS:

BATTERY MAKE: HARRIS MODEL: C315 CCA: 1000

TOP OR SIDE POST: TOP DIMENSIONS: LENGTH 13" WIDTH 6.75" HEIGHT 8.5"

SPARK PLUGS OR FUEL INJECTORS MAKE: MERCEDES

PART # _____

FUEL PUMP OR INJECTION PUMP MAKE: MERCEDES

MODEL: _____

ALTERNATOR MAKE: DELCO REMY

PART #: 8048-3052

STARTER MAKE: DELCO REMY

PART #: 8048-3055

TURBO CHARGER: MAKE: BORG-WARNER

PART #: _____

TRANS. MAKE: ALLISON MODEL: 3500 RDS

AUTO/MANUAL: AUTO

HYDRAULIC PUMP MAKE: REXROTH MODEL: AA11V

FILTERS	MAKE	PART NO.	LUBRICANT	MANUFACTURER TYPE
OIL	<u>DONALDSON</u>	<u>8038-4385</u>	ENGINE	<u>15W40</u>
AIR INNER	<u>DONALDSON</u>	<u>8048-4117</u>	TRANSMISSION	<u>MOBIL DELVAC SYNTHETIC ATF</u>
AIR OUTER	<u>DONALDSON</u>	<u>8048-4116</u>	POWER STEERING	<u>DEXRON III</u>
FUEL PRIMARY	<u>DONALDSON</u>	<u>8038-4384</u>	HYDRAULIC	<u>MOBIL FLUID 424 TRACTOR HYD. FLUID</u>
FUEL SECONDARY	<u>DONALDSON</u>	<u>7738-3819</u>	DIFFERENTIALS	<u>80W90</u>
COOLANT	<u>N/A</u>		BRAKE FLUID	<u>N/A AIR BRAKES</u>
HYDRAULIC	<u>PARKER</u>	<u>8048-3267</u>	COOLANT	<u>50/50 ETHYLENE GLYCOL & WATER</u>
OTHER	<u>TRANS DONALDSON</u>	<u>8038-4045</u>	OTHER TRANSFER CASE	<u>MOBIL FLUID 424</u>
PILOT (UPPER) PALL INDUST.	<u>8053-3001</u>		SWING TRANS	<u>EP-90</u>
REAR AXLE	<u>MERITOR</u>	<u>8395-4058</u>	TILT TRANS	<u>80W-90</u>
POWER STEERING	<u>DONALDSON</u>	<u>8038-4048</u>		
UPPER HEATER	<u>DONALDSON</u>	<u>8038-4048</u>		
PILOT (BOOMREST) FLUID LINE	<u>8053-4023</u>			
PILOT STRAINER REROTH	<u>8053-4029</u>			

X6.3 TRAINING:

Will training seminar be conducted on Preventive Maintenance, Operator and Mechanic Training
 YES NO

Will you conduct training with each purchase order against this open end contract?
 YES NO

Will training be conducted within 2 working days from the delivery of the pilot unit on the individual purchase order?
 YES NO

If NO, explain time frame _____

Will an Operator's Manual be furnished directly to Training Academy prior to the delivery of the pilot?
 YES NO

X6.4 **If you are the successful vendor, will you furnish all training aids, i.e., videos, projectors, required in conducting the training?**
 YES NO

X6.4.1 **Will all manuals, booklets, etc. explaining preventive maintenance, operator procedures, and service schedule be delivered with each unit?**
 YES NO
If NO, explain _____

X6.5 WARRANTY AND SERVICE POLICY

Will the warranty and service you provide comply with all areas as stated in Section 6.5 of specifications
 YES NO

Is warranty literature attached?
 YES NO

Is a minimum two (2) year bumper to bumper basic parts and labor warranty excluding abuse and normal wear items included?
 YES NO

Describe:

New equipment warranty attachment will be valid for two years from in-service date.

X6.6 EVALUATION COMMITTEE REQUIREMENTS

Is all component specifications, product literature, component models provided for Evaluation Committee bid determination? YES NO

X6.7 Will all parts, equipment, accessories, material, design and performance characteristics not specified herein, but which are necessary to provide a complete unit, be furnished with the unit and conform in strength, quality of material, and quality of workmanship to those which are advertised and provided to the market in general by the unit industry?
 YES NO

X6.7.1 Are all parts and accessories adequate and regularly supplied as standard to be included except those which may be duplications of specifications herein, and except these by specification are not to be furnished?
 YES NO

X6.7.2 Are all standard safety features that are required by Federal and State statutes of law included?
 YES NO

X7.0 SPECIFICATIONS OF THE QUOTED UNIT:

The bidder should complete the following schedule in order for the Division to compare the actual bid unit to the specifications. Should the bidder except a requirement, then such exception may be only on the basis that such feature is not offered by the manufacturer. The Division will have the sole discretion as to whether the bidder's substitution meets the requirements of the specification.

Manufacturer: GRADALL Model: XL 4100-IV

Current production and manufacturers printed literature submitted with bid? YES NO

Excavator consists of revolving upperstructure mounted on a rubber tired carrier complete with full hydraulic powered remote control YES NO

UPPERSTRUCTURE:

X7.1 Rotating Structure:

X7.1.1 Will upperstructure be supported on carrier by internal swing bearing/capable of continuous swing at 8 RPM YES NO

X7.1.2 Does swing system incorporate a spring set, hydraulic release swing parking brake?
 YES NO

X7.1.3 Does unit have anti-slip paint on all walking surfaces? YES NO

X7.2 Boom:

- X7.2.1 Will boom be triangular in cross section/consist of main section/telescoping section? YES NO
- X7.2.2 Will adjustable boom rollers be furnished on both boom sections? YES NO
- X7.2.3 Is telescope section equipped w/a two-position quick-change bucket adapter/telescope hydraulic through a distance of not less than 12 feet 6inches? YES NO
- X7.2.4 **Is boom assembly supported by a cradle that provides for tilt of the entire boom assembly and attachments?** YES NO

X7.3 Hydraulic System:

- X7.3.1 **Will power for hydraulic system be supplied by the carrier engine?** YES NO
- X7.3.2 One piston pump YES NO providing 77 GPM @ 4800 PSI?
- X7.3.3 Will pump be equipped w/an automatic disconnect? YES NO
- X7.3.4 **Will system provide simultaneous boom, swing/remote functions?** YES NO
- X7.3.5 Does oil cooler/filter have service indicator? YES NO

X7.4 Cab and Controls:

- X7.4.1 **Does cab have all weather/tinted safety glass windows/skylight?** YES NO
- X7.4.2 Does cab have complete front window that rolls overhead for storage? YES NO
- X7.4.3 Will unit have heavy duty windshield washer/wipers with intermittent features both structures? YES NO
- X7.4.4 Will unit have four-way adjustable seat? YES NO
- X7.4.5 Will unit A/C, heater, defroster be Mfg. HD system? YES NO
- X7.4.6 **Are controls self-centering deadman type consisting of 2 hydraulic joysticks mounted on armrest/1 rocker switch for all upperstructure movement?** YES NO
SEE ADDENDUM #1
- X7.4.7 **Do engine controls include key type ignition switch w/neutral start/throttle?** YES NO
- X7.4.8 **Does unit have warning lights for low air, engine maintenance, hydraulic filter condition/level?** YES NO

- X7.4.9 Does unit have an automatic engine shutdown for low oil pressure or high coolant temperature? YES NO
- X7.4.10 Does remote carrier propel. steering/automatic digging brake controlled by 2-foot pedals? YES NO
- X7.4.11 Does unit have a rocker switch on the control panel to select high/low speed for the remote travel? SEE ADDENDUM #1 YES NO
- X7.4.12 Does hydraulic remote control system have an emergency brake control/travel alarm? YES NO

UNDERCARRIAGE:

X7.5 Carrier:

- X7.5.1 Size : 6 x 4 rubber tired type? YES NO
- X7.5.2 Carrier width 8 feet 6 inches
- X7.5.3 Carrier axle rating 66,000 GVW
- X7.5.4 Is frame fabricated plate construction, 50 KSI material? YES NO 65 KSI
- X7.5.5 Wheelbase of unit 171 inches
- X7.5.6 Frame width 48 inches
- X7.5.7 Will carrier be equipped w/remote control? YES NO
- X7.5.8 Does unit have front/rear tow hooks? YES NO
- X7.6 Engine:
- X7.6.1 Will carrier be powered by turbo charged after cooled diesel engine? YES NO
- X7.6.2 Engine HP 322 @RPM 2200
- X7.6.3 Will engine be equipped w/a dry type air cleaner, fuel filter/oil filter? YES NO
- X7.6.4 Will engine be 6 cylinder with a compression break system? YES NO
- X7.6.5 Will unit electrical system be 12 volt? SEE ADDENDUM #1 YES NO 24 VLT
- X7.6.6 Will unit electrical system have 2 - 810CCA batteries? YES NO
- X7.6.7 Will unit electrical system have a 100-amp alternator? YES NO 70 AMP

X7.7 Transmission:

X7.7.1 Manufacturer: ALLISON Model: 3500 RDS
Will carrier be equipped with a 9-speed transmission YES NO
SEE ADDENDUM #1

X7.7.2 Maximum road speed: 60 MPH

X7.8 Clutch: **SEE ADDENDUM #1**

X7.8.1 Size: inch 2-plate, pull type? **SEE ADDENDUM #1** YES NO

X7.9 Axles and Suspension:

X7.9.1 Front axle rating 16,000 lbs. Manufacturer/Model: MERITOR MFS-16-122A

X7.9.2 Will front suspension be leaf type/be complete w/auto lockout cylinders? YES NO

X7.9.3 Rear tandem axle rating 50,000 lbs. w/single reduction? YES NO

X7.9.4 Will forward tandem axle be equipped w/cab controlled differential lock? YES NO

X7.9.5 Specify rear suspension HENDRICKSON equalizer beam w/8" oscillation? YES NO

X7.10 Brakes:

X7.10.1 Carrier equipped with 6 wheel cam type air brakes and automatic slack adjuster
 YES NO

X7.10.2 Does system include spring set brakes incorporating emergency/parking brakes on both rear axles?
 YES NO

X7.11 Wheels and Tires:

X7.11.1 Will wheels be 10-stud hub piloted disc? YES NO

X7.11.2 Front tires
Size: 385/65R 22.5 highway tread YES NO

X7.11.3 Size eight (8) rear tires: 11R 24.5 traction tread YES NO

X7.12 Steering:

X7.12.1 Will carrier steering be integral hydraulic power steering? YES NO

X7.13 Cab:

- X7.13.1 Is carrier a one man, isolation mounted cab? YES NO
- X7.13.2 Does cab include an air seat? YES NO
- X7.13.3 Does cab have tinted safety glass windows? YES NO
- X7.13.4 Will cab have acoustical lining? YES NO
- X7.13.5 Will cab have manufacturers heavy duty A/C, heater and defroster? YES NO
- X7.13.6 Will side windows open for ventilation/be adjustable? YES NO

X7.14 Cab instrument panel shall include the following?

- X7.14.1 Gauges for oil pressure? YES NO
- X7.14.2 Gauges for water temperature? YES NO
- X7.14.3 Gauges for dual air tank pressure? YES NO
- X7.14.4 Fuel gauges? YES NO
- X7.14.5 Voltmeter? YES NO
- X7.14.6 Hour meter? YES NO
- X7.14.7 Speedometer? YES NO
- X7.14.8 Odometer? YES NO

X7.15 The carrier shall be completed with the following:

- X7.15.1 Headlights? YES NO
- X7.15.2 Taillights? YES NO
- X7.15.3 Stoplights? YES NO
- X7.15.4 Backup lights? YES NO
- X7.15.5 Identification light clusters front and rear? YES NO
- X7.15.6 Turn indicators? YES NO
- X7.15.7 4-way hazard warning? YES NO
- X7.15.8 Windshield washer w intermittent wipers? YES NO

- X7.15.9 Back-up alarm? YES NO
- X7.15.10 Plain/convex mirrors on both sides? YES NO
- X7.16 Excavating bucket 48 inch and 60 inch tapered ditching bucket YES NO
- X7.16.1 Digging depth: 20' 3"
- X7.17 Will equipment be capable of performing all functions without the use of outriggers? YES NO
- X7.18 Air compressor: 15.5 C.F.M. and desiccant type air dryer with automatic purge valve and thermostatically controlled heater YES NO
- X7.19 Paint:
- X7.19.1 Will cab exterior/interior be painted manufacturers standard? YES NO
- X7.19.2 Will chassis be painted manufacturers standard black? YES NO
- X7.20 Will unit meet OSHA act of 1970 and subsequent amendments? YES NO
- X7.21 Will unit meet advertising specifications as specified in section 7.21? YES NO

PREBID ADDENDUM
7011EC12

TRUCK MOUNTED HYDRAULIC EXCAVATOR, SINGLE ENGINE

CHANGES TO SPECIFICATIONS:

FROM:

4.2 DELIVERY - 3rd Paragraph

A completed pilot model for inspection must be provided within 60 calendar days after receipt of the purchase agreement by the successful vendor.

TO:

4.2 DELIVERY – 3rd Paragraph

A completed pilot model for inspection must be provided within 90 calendar days after receipt of the purchase agreement by the successful vendor.

FROM:

7.2.3 The telescope section to be equipped with a two-position quick-change bucket adapter and telescope hydraulically through a distance of not less than 12 feet 6 inches.

TO:

7.2.3 The telescope section to be equipped with a one-position quick-change bucket adapter and telescope hydraulically through a distance of not less than 12 feet 6 inches.

FROM:

7.4.6 **The controls shall be self-centering deadman type consisting of two (2) hydraulic joysticks mounted on armrests and one (1) rocker switch for all upperstructure movements.**

TO:

7.4.6 **The controls shall be self-centering deadman type consisting of two (2) electronic joysticks mounted on armrests and one (1) rocker switch for all upperstructure movements.**

DELETE:

7.4.11 **There shall be a rocker switch on the control panel to select high or low speed for the remote travel.**

FROM:

7.6.1 The carrier shall be powered by a turbo charged after cooled diesel engine

TO:

7.6.1 The carrier shall be powered by a Tier 4 turbo charged after cooled diesel engine

FROM:

7.6.5 The electrical system to be 12 volt

TO:

7.6.5 The electrical system to be 24 volt

FROM:

7.7.1 The carrier to be equipped with a 9-speed transmission Fuller RTX14609B or equal

TO:

7.7.1 The carrier to be equipped with a 6-speed automatic transmission Allison 3500RDS or Equal

DELETE:

7.8 Clutch:

7.8.1 The clutch shall be a minimum of 14 inches two-plate, pull type

FROM:

7.11.2 The front tires shall be single 15.00 x 22.5 16 PR with highway tread.

TO:

7.11.2 The front tires shall be single 38565Rx22.5 18 ply on/off highway tread.

FROM:

7.11.3 The eight (8) rear tires shall be 10.00 x 20 14 PR with traction tread.

TO:

7.11.3 The eight (8) rear tires shall be 11R x 24.5 16 ply with traction tread

PREBID ADDENDUM
7011EC12

TRUCK MOUNTED HYDRAULIC EXCAVATOR, SINGLE ENGINE

CHANGES TO BIDDER'S EVALUATION REPORT

FROM:

X4.2 DELIVERY:

**X4.2.1 Delivery date of completed representative unit: ___ Calendar Days After Receipt of
Purchase Agreement**

X4.2.2 Delivery date of balance of completed units: ___ Calendar Days After Receipt of
Purchase Agreement

TO:

X4.2 DELIVERY:

**X4.2.1 Delivery date of completed pilot unit: 90 Calendar Days After Receipt of
Purchase Agreement**

X4.2.2 Delivery date of balance of completed units: 120 Calendar Days After Receipt of
Purchase Agreement

FROM:

X7.2.3 Is telescope section equipped with a two-position quick-change bucket adapter/telescope
hydraulic through a distance of not less than 12 feet 6 inches __YES__NO

TO:

X7.2.3 Is telescope section equipped with a one-position quick-change bucket adapter/telescope
hydraulic through a distance of not less than 12 feet 6 inches X__YES__NO

FROM:

**X7.4.6 Are controls self-centering deadman type consisting of 2 hydraulic joysticks
mounted on armrest/1 rocker switch for all upperstructure movement XYES__NO**

TO:

**X7.4.6 Are controls self-centering deadman type consisting of 2 electronic joysticks
mounted on armrest/1 rocker switch for all upperstructure movement
X__YES__NO**

DELETE:

**X7.4.11 Does unit have a rocker switch on the control panel to select high/low speed for the
remove travel __YES__NO**

FROM:

X7.6.1 Will carrier be powered by turbo charged after cooled diesel engine YES NO

TO:

X7.6.1 Will carrier be powered by Tier 4 turbo charged after cooled diesel engine
 YES NO

FROM:

X7.6.5 Will unit electrical system be 12 volt? YES NO

TO:

X7.6.5 Will unit electrical system be 24 volt? YES NO

FROM:

X7.7.1 Manufacturer: **Model:**
Will carrier be equipped with a 9 speed transmission YES NO

TO:

X7.7.1 Manufacturer: MERITOR **Model:** MFS-16-122A
Will carrier be equipped with a 6 speed automatic transmission YES NO

DELETE:

X7.8 Clutch:

X7.8.1 Size: **inch 2 plate pull type** YES NO

FROM:

X7.11.2 Front Tires
Size: **highway tread** YES NO

TO:

X7.11.2 Front Tires
Size: 385/65R 22.5 18 PLY **on/off highway tread** YES NO

NO CHANGE REQUIRED:

X7.11.3 Size eight (8) rear tires: **traction tread** YES NO

GRADALL® XL 4100 IV

PRELIMINARY

XL 4100 IV

SPECIFICATIONS

Dimensions

6 x 4 or 6 x 6
Wheelbase: 171" (4.34m)
Width 102" (2.6m)

Frame:
48" (1.2m) wide, welded plate design
65 ksi material

Gross vehicle axle weight rating:
6 x 4 66,000 lb (29,937 kg)
6 x 6 69,000 lb (31,928 kg)

Front axles:
6 x 4: Meritor Model MFS-16-122A, 16,000 lb (7,257 kg) rating
6 x 6: Meritor Model MX19-145, 19,000 lb (8,618 kg) rating, 7.17 ratio

Rear axle:
Meritor Model RT-50-160, 50,000 lb (22,680 kg) rating, 7.17 ratio, single reduction with driver controlled differential lock in front/rear and interaxle differential with lock

Suspension:
Front: 8 leaf spring with automatic lock-out cylinders
Rear: Hendrickson Equalizer Beam, 8" oscillation

Brakes:
6 x 4 Front: Meritor "Q" Plus Series Cam-Master
Size: 16.5" x 5" (419 mm x 152 mm)
Automatic Slack Adjusters

6 x 6 Front: Meritor "Q" Series Cam-Master
Size: 16.5" x 6" (419 mm x 127 mm)
Automatic Slack Adjusters

Rear: Meritor "P" Series Cam-Master
Size: 16.5" x 7"
(419 mm x 178 mm)
Automatic Slack Adjusters

Spring brake system incorporates emergency and parking brakes on the rear axle. Heated air dryer.

Wheels:
Hub piloted disc 10-stud, 11.25" (286 mm) bolt circle.

Tires:
6x4 front: 385/65R22.5 18-ply on/off highway tread
6x6 front: 425/65R22.5 18-ply on/off highway traction tread
6x4 and 6x6 rear: 11R245 on/off highway traction tread

Steering:
Ross, integral hydraulic power steering. Gear type power steering pump. 4-quart power steering reservoir with filter and 10 Micron pre-filter.

Standard chassis equipment:
Halogen headlights, tail lights, back-up lights and alarm, stoplights, identification lights front and rear, directional lights, 4-way hazard lights, and instrument panel lights. Windshield wiper/washer, West Coast style mirror system with plane and convex mirrors, front and rear tow hooks, desiccant type air dryer with automatic purge valve and thermostatically controlled heater.

Hydraulic System

PUMPS
One load-sensing axial piston pump; 0-77 GPM (0-291 L/min) total.
One gear pump (pilot & cooling) 11 gpm (41 L/min)

SYSTEM SPECIFICATIONS

Four double acting cylinders

- 1 Boom Cylinder: 3.5" (89mm) bore x 2.56" (65mm) rod x 150" (3.81m) stroke
- 2 Hoist Cylinders: 4.25" (108mm) bore x 3.15" (80mm) rod x 31" (787mm) stroke
- 1 Tool Cylinder: 5.0" (127mm) bore x 3.0" (76mm) rod x 25.9" (658mm) stroke

Three hydraulic motors
Swing, 64 Hp (48kW); tilt, 21 Hp (16kW); remote drive, 110 Hp (82kW) total.

Operating pressures

Hoist	4,800 psi (331 Bar)
Tilt	2,500 psi (172 Bar)
Swing	4,200 psi (290 Bar)
Tool	4,800 psi (331 Bar)
Telescope	4,800 psi (331 Bar)
Remote Propel	4,800 psi (331 Bar)
Pilot system	500 psi (35 Bar)

Oil capacity
Reservoir 50 gallons (189 L), system 70 gallons (265 L). Pressurized reservoir with visual oil level gauge.

Filtration system
5 micron return filter with magnet.
10 micron pilot filter.

Fin and tube-type oil cooler with thermostatically controlled cooling fan.

Pressure-compensated, load-sensing valves with circuit reliefs in all circuits.

Operator's Cab

One-person cab, left-hand mount, isolated from frame on rubber mounts. Acoustical lining. Sun visor. Gauges for oil pressure, coolant temperature, air tank pressures, fuel level, DEF level, voltmeter, speedometer with odometer, tachometer with hour meter. Engine and transmission monitor lights. Engine shutdown controlled by engine electronics. Indicator lights and controls for front axle engagement (6 x 6 only) and rear axle differential lock. Park brake control. Tinted safety glass. Sliding side windows. Fresh air heater and defroster. Dome light. Air suspension seat with seat belt. Vent in door.

Upperstructure Cab

All-weather cab isolated from frame on rubber mounts. Tinted safety glass windows, skylight, acoustical lining, four-way adjustable operator's seat, dome light, filtered air heater and defroster, AM/FM radio, air conditioning, work light package.

The heat source is provided by a fast response, closed circuit hydraulic heater with 20,000 BTU/Hr capacity.

Front window slides to overhead storage. Mirrors on right and left sides of the machine. Windshield wiper and washer.

Hydraulic Remote Control

Upperstructure powered by undercarriage hydraulics through hydraulic motor and transfer case. Travel and steering pedals in upperstructure cab. Digging brakes and front axle lockout cylinders set automatically with travel pedal in neutral. Parking brake controlled by toggle.

Electrically operated alarm mounted on undercarriage signals remote control movement in either direction, reverse movement when driven from undercarriage cab.

Engine

Detroit Diesel OM926 Tier 4i: diesel with Selective Catalytic Reduction. 4 cycle, inline 6 cylinder, liquid cooled. Turbo/Charge air aftercooled. Off-Highway Certified. Electronic controlled. Vertical canister style lube filter attached to engine. Vertical canister style fuel filters, (main and pre-filter) attached to engine. Remote mount primary fuel/water separator. Gross Rating: 262HP @ 2200 RPM. 725 FT LB Torque @ 1200 RPM. Net Rating: 245 HP @ 2200 RPM.

Air Filter: 2-stage dry type with safety element, ejector valve and service indicator.

Electrical System: 24 volt, 70 amp alternator with integral voltage regulator. 2 SAE #C31-S 1000 CCA batteries.

Chassis Cooling Package: Consists of three aluminum bar-plate type coolers stacked vertically: an air-air charge air cooler, radiator, and a transmission cooler. All three coolers are backed by a molded fan shroud and a 28", nine-blade fan driven by a Horton thermostatically controlled, variable-speed fan drive.

Fuel Tank Capacity: 100 gal (378 L)

Transmission: Allison 3500 RDS 6-speed automatic.

Gear Speeds: (with 285/75R24.5 tires)

Gear	1	2	3	4	5	6
MPH	6.3	16.2	24.1	37.4	50.6	59.9
Km/hr	(10.1)	(26.1)	(38.8)	(60.2)	(81.4)	(96.4)

Gear	Rev
MPH	6.6
Km/hr	(10.6)

Drivelines: Spicer 1710 Series with "Half Round" yokes.

Transfer Case: (6 x 4) Cushman Model 479-1, 1:1 Ratio, Pneumatic engage for Remote Propel.

(6 x 6) Cushman Model 479A-1, 1:1 Ratio, Pneumatic engage for Remote Propel and Front Drive.

Upperstructure Controls

Two electronic joysticks (hoist & bucket, telescope & swing), one rocker switch (tilt) control upperstructure. Joysticks are mounted on arm pods that are adjustable for individual operator comfort and convenience. Quick change joystick pattern switch located on instrument panel.

Two foot pedals for remote control of undercarriage steering, travel and digging brakes.

Joysticks and pedals are self-centering; when controls are released, power for movement disengages and swing and travel brakes set automatically.

Engine Controls—Auto Idle & Mode Selector.

Key ignition switch with neutral start and indicator lights for low air, engine status, park brake, travel status, hydraulic fluid temperature and level.

Automatic engine shut down occurs with low oil pressure or high coolant temperature.

Swing

Internal swing gear. Priority swing circuit with axial piston motor. Planetary transmission. Swing speed: 8 rpm.

Swing brake: Automatic spring-set/hydraulic release wet disc parking brake. Dynamic braking is provided by the hydraulic system.

GRADALL Model XL 4100_{TV} 6x4 Lift Capacity Over Side or Rear - LB. (KG.)

LOAD POINT HEIGHT	LOAD RADIUS											
	10' (3.0m)		15' (4.6m)		20' (6.1m)		25' (7.6m)		Maximum Radius	Over End	Over Side	
	Over End	Over Side	Over End	Over Side	Over End	Over Side	Over End	Over Side				
Above Ground Level	20' (6.1m)								23' 5" (7.1m)	4795 (2175)	4795 (2175)	
	15' (4.6m)			9935 (4505)	9935 (4505)	6915 (3135)	6915 (3135)	5030 (2280)	5030 (2280)	25' 10" (7.9m)	4785 (2170)	4785 (2170)
	10' (3.0m)			11710 (5310)	11400 (5170)	7775 (3525)	7280 (3300)	5520 (2505)	5055 (2295)	27' 0" (8.2m)	4860 (2205)	4420 (2005)
	BOOM LEVEL 8' 8" (2.7m)			12000 (5445)	11310 (5130)	7920 (3590)	7235 (3280)	5605 (2540)	5030 (2280)	27' 2" (8.3m)	4885 (2215)	4355 (1975)
	5' (1.5m)			12130 (5500)	11005 (4990)	8065 (3660)	7085 (3215)	5725 (2595)	4940 (2240)	27' 2" (8.3m)	4980 (2260)	4275 (1940)
At Ground Level			10750 (4875)	10585 (4800)	7640 (3465)	6865 (3115)	5575 (2530)	4810 (2180)	26' 5" (8m)	5135 (2330)	4390 (1990)	
Below Ground Level	5' (1.5m)	9650 (4375)	9650 (4375)	8590 (3895)	8590 (3895)	6700 (3040)	6670 (3025)			24' 5" (7.5m)	5285 (2395)	4860 (2205)
	10' (3.0m)	6325 (2870)	6325 (2870)	6565 (2980)	6565 (2980)	5595 (2540)	5595 (2540)			21' 1" (6.4m)	5360 (2430)	5360 (2430)
	15' (4.6m)	4175 (1895)	4175 (1895)	4940 (2240)	4940 (2240)					15' 2" (4.6m)	4940 (2240)	4940 (2240)

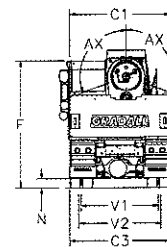
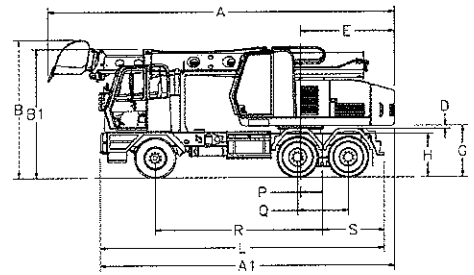
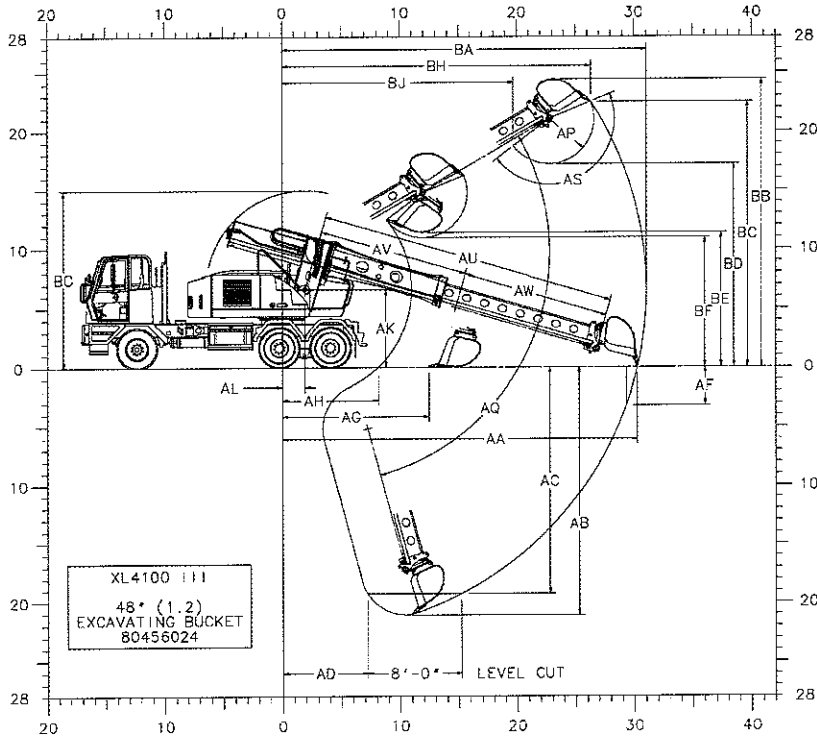
Shaded areas are stability rated
Based on machine with 0 lb. bucket

The rated lift capacity is based on the machine being equipped with 8,850 lb. (4014 kg) counterweight, standard boom and no bucket.

The load point is located on the bucket pivot point, including load listed for maximum radius.

Do not attempt to lift or hold any load greater than these rated values at specified load radii and heights. The weight of slings and any auxiliary devices must be deducted from the rated load to determine the net load that may be lifted.

ATTENTION: All rated loads are based on the machine being stationary and level on a firm supporting surface. For safe working loads, the user must make allowance for his particular job conditions such as soft or uneven ground, out of level conditions, side loads, hazardous conditions, experience of personnel, etc. The operator and other personnel must be fully trained and understand the Operator's Manual and Safety Manuals furnished by the manufacturer before operating this machine. Rules for safe operation of equipment must be adhered to at all times.



NOMENCLATURE AND DIMENSIONS FOR HYDRAULIC EXCAVATORS-SAE J1193 NOV84

6x4	6x6	Description	6x4	6x6	Description
A 29' 6" (9.0)	29' 6" (9.0)	Overall length (boom in rack) with bucket	AU 25' 3" (7.7)	25' 3" (7.7)	Maximum telescoping boom length (boom pivot to bucket pivot)
A1 25' 1" (7.6)	25' 1" (7.6)	Overall length (boom in rack) without bucket	AV 12' 9" (3.9)	12' 9" (3.9)	Minimum telescoping boom length (boom pivot to bucket pivot)
B 11' 9" (3.6)	12' 0" (3.7)	Overall height (boom in rack) with bucket	AW 12' 6" (3.8)	12' 6" (3.8)	Telescoping boom travel
B1 10' 11" (3.3)	11' 3" (3.4)	Overall height (boom in rack) without bucket	AX 110°	110°	Bucket tilt angle (both sides of center)
C1 8' 6" (2.6)	8' 6" (2.6)	Width of upperstructure	BA 31' 0" (9.5)	31' 0" (9.5)	Maximum radius of working equipment
C3 8' 6" (2.6)	8' 6" (2.6)	Width of undercarriage	BB 24' 8" (7.5)	24' 8" (7.5)	Maximum height of working equipment
D 3" (76mm)	3" (76mm)	Minimum clearance, upperstructure to undercarriage	BC 22' 6" (6.9)	22' 10" (6.9)	Maximum bucket tooth height
E 8' 0" (2.4)	8' 0" (2.4)	Swing clearance, rear of upperstructure	BD 17' 2" (5.2)	17' 6" (5.3)	Minimum clearance of bucket teeth, with bucket pivot at maximum height
F 10' 10" (3.3)	11' 1" (3.4)	Top of cab to ground line	BE 11' 4" (3.5)	11' 8" (3.6)	Minimum clearance of fully curled bucket at maximum boom height
G 52" (1.3)	56" (1.4)	Clearance, upperstructure to ground line	BF 10' 11" (3.3)	11' 3" (3.4)	Minimum clearance of bucket teeth at maximum boom height
H 44" (1.1)	48" (1.2)	Top of wheel mounted under carriage frame to ground line	BG 15' 0" (4.6)	15' 3" (4.7)	Maximum height of working equipment with bucket below ground line
L 24' 2" (7.4)	24' 2" (7.4)	Overall length of undercarriage	BH 26' 4" (8.0)	26' 4" (8.0)	Radius of bucket teeth at maximum height
N 10" (254mm)	10" (254mm)	Ground clearance (per SAE J1234)	BJ 19' 8" (6.0)	19' 8" (6.0)	Minimum radius of bucket teeth at maximum bucket pivot height
P 22" (564mm)	22" (564mm)	Center of rear tandem to axis of rotation			
Q 52" (1.3)	52" (1.3)	Distance between centers of tandem axles			
R 14' 2" (4.3)	14' 2" (4.3)	Wheelbase			
S 5' 4" (1.6)	5' 4" (1.6)	Center of rear axle to rear of frame (step)			
V1 6' 7" (2.0)	6' 7" (2.0)	Tread, rear axles (285/75R24.5 tires)			
V2 7' 0" (2.1)	7' 0" (2.1)	Tread, front axle (385/65R22.5 tires)			
AA 30' 3" (9.2)	30' 2" (9.2)	Maximum radius at ground line (165° pivot)			
AB 20' 3" (5.9)	19' 11" (6.3)	Maximum digging depth			
AC 19' 3" (5.9)	19' 0" (5.8)	Maximum depth for 8' level cut			
AD 7' 3" (2.2)	7' 3" (2.2)	Minimum radius of 8' level cut at depth "AC"			
AF 3' 3" (1.0)	3' 3" (1.0)	Maximum depth of vertical wall which can be excavated			
AG 12' 5" (3.8)	12' 4" (3.8)	Minimum level cut radius with bucket flat on ground line			
AH 8' 2" (2.5)	7' 10" (2.4)	Minimum radius at ground line			
AK 6' 7" (2)	6' 11" (2.1)	Boom pivot to ground line			
AL 23" (584mm)	23" (584mm)	Boom pivot to axis of rotation			
AP 46" (1.2)	46" (1.2)	Bucket tooth radius			
AQ 30° Up & 75° Dn	30° Up & 75° Dn	Boom pivot angle			
AS 165°	165°	Bucket pivot angle			

Rated bucket tangential force with 36" (914mm) bucket: 24,900 lb (111kN)
 Rated telescoping boom crowd force: 24,500 lb (109 kN)

WEIGHT
 Approximate working weight, fuel tank half full
 6 x 4: 49,684 lb (22,539 kg)
 6 x 6: 50,925 lb (23,099 kg)

Specifications subject to change without notice.

Optional Equipment

Vandalism protection kit including window covers.

Intake air pre-cleaner.

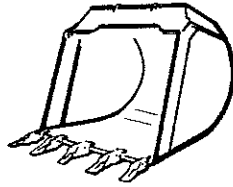
Exhaust spark arrester.

Strobe light.

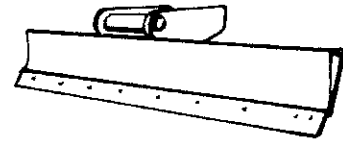
Block heater.

Tilt steering column.


Auxiliary Hydraulics - Additional hoses and piping for hydraulic powered attachments.
[Maximum pressure 4800 psi (33,095 kPa)
Maximum flow 30 GPM (114 L/min)]



Part Number	Dimensions	Capacity (Cu. yd.)	Capacity (m³)
8045-6020	24' (610mm) Excavating bucket	3/8	.31
8045-6021	30' (762mm) Excavating bucket	1/2	.41
8045-6022	36' (914mm) Excavating bucket	5/8	.54
8045-6023	42' (1,07m) Excavating bucket	3/4	.64
8045-6024	48' (1,22m) Excavating bucket	1	.76



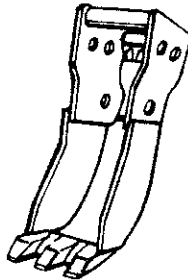
8065-6024 8' (2.4m) Grading blade



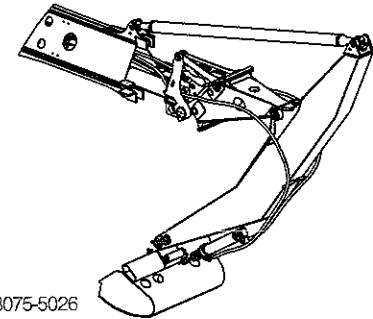
8065-5028 4' (1.2m) Boom extension
8065-5029 6' (1.8m) Boom extension
8065-5030 8' (2.4m) Boom extension

Attachments

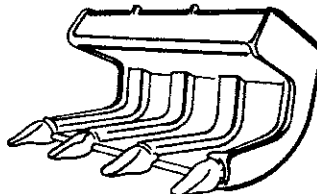
Quick change and reversible buckets fabricated of steel plate, with high strength, low alloy cutting edges and wear strips. Standard attachments available for wide range of applications. Capacities shown are in heaped cu. yd.



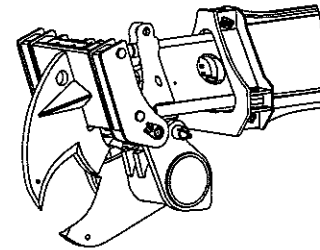
Part Number	Dimensions	Capacity (Cu. yd.)	Capacity (m³)
8065-6104	15' (381mm) Trenching bucket	1/5	.15
8065-6012	21' (533mm) Trenching bucket	1/4	.19



8075-5026
Telestick attachment

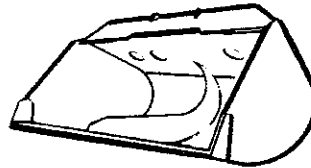


8065-6102 40' (1.02m)
Pavement removal bucket

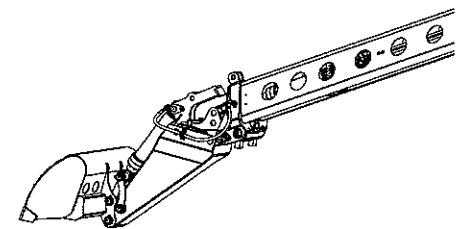


8045-5052 Tree Limb Shear Attachment

It is Gradall Policy to continually improve its products. Therefore designs, materials and specifications are subject to change without notice and without incurring any liability on units already sold. Units shown may have optional equipment.



Part Number	Dimensions	Capacity (Cu. yd.)	Capacity (m³)
8065-6007	60' (1.52m) Ditching bucket	7/8	.73
8065-6006	66' (1.68m) Ditching bucket	1	.76
8065-6002	72' (1.83m) Ditching bucket	1 1/8	.87




8045-5009 6' (1.8 m) Live boom

GRADALL®

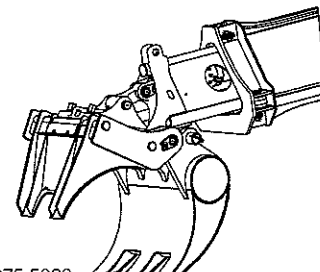
406 Mill Ave. SW, New Philadelphia, Ohio 44663
Phone: 330-339-2211 Fax: 330-339-8468
www.gradall.com



Certified ISO 9001



Part Number	Dimensions	Capacity (Cu. yd.)	Capacity (m³)
8065-6013	72' (1.83m) Dredging bucket	1 1/8	.87



8075-5023
Fixed Thumb Grapple



G R A D A L L I N D U S T R I E S , I N C .

NEW EQUIPMENT WARRANTY

Gradall Industries, Inc. warrants to its Distributors each new product made by it to be free of defects in material and workmanship. This warranty is limited to repairing or replacing, (F.O.B Distributor's Yard for returned parts), at Gradall's option, any part proven defective under normal use and service provided the product is on record with the Company as being delivered by the Distributor and all required reports are current. The warranty period for Gradall products sold to a retail customer is 12 months or 1500 operating hours, (whichever comes first), from the date of delivery to the customer. The warranty period for Gradall products placed into a rental fleet is 15 months or 1500 operating hours, (whichever comes first), from the date the product was first rented. A product, initially in a rental fleet, sold to a retail customer will carry the balance of the 15 month or 1500 operating hours warranty, (whichever comes first). Distributor travel time and labor charges for warranty work will be at the rates set by the Company as defined in the labor section of Warranty Policy Procedures and Guidelines. The Company shall have the opportunity to inspect all components in question, and have it returned to the Company if so desired. This warranty does not cover buckets or boom attachments for damage caused by abusive usage or extreme applications. This warranty shall not include any liability for indirect or consequential damages or delay resulting from the defect. Any operation beyond the rated capacity or the improper use or application of the product or the substitution of parts not approved by the Company or the failure to release the machine for warranty work may void this warranty. This warranty covers only the products of Gradall Industries. The products of other manufacturers are covered only by such warranties as are made by their manufacturers.

EXCEPT AS PROVIDED HEREIN, GRADALL MAKES NO WARRANTIES OF ANY KIND, EXPRESS OR IMPLIED, INCLUDING NO WARRANTIES OF MERCHANTABILITY OR FITNESS FOR A PARTICULAR USE WITH RESPECT TO PRODUCTS OR PARTS FURNISHED BY GRADALL. Gradall's maximum liability under this warranty shall be the purchase price paid to Gradall with respect to the warranted product.

OWNER RESPONSIBILITY

The Gradall Owner is responsible for all normal preventative maintenance and scheduled maintenance which includes:

1. Lubricating machine as shown in the operator and safety manual.
2. Keeping bolts torqued to specifications as listed in the operator and safety manual.
3. Keeping the machine in proper working condition and replacing damaged items.
4. Keeping all filters clean and replacing as required.
5. Replacing filters and fluids per the published maintenance guidelines, using only Factory approved filters and fluids.
6. Repairing minor hydraulic leaks.
7. Repairing minor air system leaks.
8. Using only clean and correct specification hydraulic, engine and gearbox oils and fluids.
9. Performing all other preventative maintenance, procedures and guidelines as described in the operation, lubrication and service manuals.
10. Performing normal maintenance, such as lubricants, filters and perishable seals.
11. Maintaining supporting documentation of a machine's inspection and maintenance history and providing to factory as requested.

The Gradall owner is also responsible for:

1. Keeping the operator and safety manual available to the operator/user(s)
2. Having the operator use the machine only in accordance with the operation/safety manuals and warning/instruction decals.
3. Using qualified operators who have read and thoroughly understand the machine manuals and warning/instruction decals.
4. Releasing machine for warranty work.
5. Reporting accidents immediately to the Distributor and Gradall.
6. Operating the product safely and properly within machine design specifications only (Example: do not raise hydraulic pressures above specified limits).
7. Using the product only on safe, approved applications and using only attachments approved by Gradall.
8. Complying with Factory initiated Field Campaigns.
9. Using only Company approved components for maintenance and replacement parts.

Limited Warranty on New Mercedes-Benz

Series OM300, OM400, OM500, OM600 and OM900 Engines Used In Agricultural, Construction and Industrial Applications

Terms of Coverage:

Uses

This warranty applies to the first retail purchaser and subsequent owners during the WARRANTY PERIOD of new DaimlerChrysler A.G. of Germany (referred to as Mercedes-Benz) Series OM300, OM400, OM500, OM600 and OM900 engines (referred to as Engine) manufactured or supplied by DaimlerChrysler which are used in construction and industrial applications operated in the United States, Canada or Mexico and delivered on or after January 1, 1997.

Defects

This warranty covers Engine REPAIRS to correct any malfunction occurring during the WARRANTY PERIOD resulting from defects in material or workmanship.

Repairs

To obtain warranty repairs, you must request the needed repairs within the WARRANTY PERIOD from an authorized Detroit Diesel Corporation (referred to as DDC)* service outlet. Only new genuine parts or remanufactured parts or components supplied or approved by Mercedes-Benz will be used. Mercedes-Benz may, at its discretion, replace rather than repair components. A reasonable time must be allowed to perform the warranty repair. Repairs will be performed during normal business hours.

Warranty Period

The WARRANTY PERIOD begins on the date the Engine is delivered to the first retail purchaser or put in use prior to sale at retail, whichever date occurs first, and ends at the time limits shown below:

WARRANTY PERIOD				
Item	Warranty Limitations (Whichever Occurs First)		Repair Charge To Be Paid By Owner	
	MONTHS	ENGINE HOURS	PARTS	LABOR
Engine	0-24	3,000	No Charge	No Charge

Service Supplies

The cost of service supplies such as coolant, oil and filters, which are not reusable due to needed repairs is covered by this warranty.

Like Replacement Engine

Engine(s) supplied by Mercedes-Benz or DDC as a replacement for an Engine still under warranty will assume the identity of the Engine being replaced and be entitled to the remaining warranty coverage.

Mechanic's Travel Expenses

Mercedes-Benz will pay reasonable travel expenses for the repairing mechanic to travel to and from the repair site.

Engine Removal And Reinstallation

Reasonable labor costs for engine removal and reinstallation, when necessary to make a warranty repair, are covered by this warranty.

*In Canada, the reference is to Detroit Diesel of Canada Limited.

This Warranty Does Not Cover:

Repairs Due To Accidents, Misuse, Storage Damage, Negligence or Certain Modifications

Repairs due to an accident, misuse, misapplication, storage damage, negligence or modification exceeding Mercedes-Benz specifications, are not covered by this warranty.

Non-Mercedes-Benz Supplied/Manufactured Components

Mercedes-Benz is not responsible for repair of components and/or assemblies which are supplied by another manufacturer, such as power take-offs, intake and exhaust system. Such items may be covered by the manufacturer or supplier.

Maintenance

Mercedes-Benz is not responsible for the cost of maintenance or repairs due to lack of performance of required maintenance service or the failure to use fuel, oil, lubricants and coolant meeting Mercedes-Benz-recommended specifications. Performance of required maintenance and use of proper fuel, oil, lubricants and coolant are the responsibility of the owner. See the Operating Manual for details.

Incidental or Consequential Damages

Mercedes-Benz is not responsible for incidental or consequential costs or expenses which the owner may incur as a result of a malfunction or failure covered by this warranty, such as communication expenses, meals, lodging, overtime, towing, loss of use of the Engine or equipment ("downtime"), loss of time, inconvenience, cargo loss or damage, and other similar costs and expenses.

Other Limitations

The performance of REPAIRS is the exclusive Owner's remedy under this warranty. Mercedes-Benz does not authorize any person to assume or create for it any other obligation or liability in connection with the Engine.

THIS LIMITED WARRANTY IS THE ONLY WARRANTY APPLICABLE TO THIS ENGINE AS USED IN AGRICULTURAL, CONSTRUCTION AND INDUSTRIAL APPLICATIONS. DAIMLERCHRYSLER A.G. OF GERMANY MAKES NO OTHER WARRANTIES EXPRESS OR IMPLIED, INCLUDING ANY IMPLIED WARRANTY OF MERCHANTABILITY OR FITNESS FOR A PARTICULAR PURPOSE. DAIMLERCHRYSLER A.G. OF GERMANY SHALL NOT BE LIABLE FOR ANY INCIDENTAL OR CONSEQUENTIAL DAMAGES AS DESCRIBED ABOVE.

Some states do not allow the limitation of how long this warranty may last or the limitation or exclusion of incidental or consequential damages, so the above may not apply to you. This warranty gives you specific legal rights, and you may also have other rights which may vary from state to state.

DaimlerChrysler A.G. of Germany
70322 Stuttgart, Germany

Request for Quotation Number: 7011EC12

Date: 2/17/2011

Hydraulic Excavator, Single Engine, Truck Mounted

Project Description:

PLEASE PRINT LEGIBLY. THIS INFORMATION IS ESSENTIAL TO CONTACT THE ATTENDEES IN A TIMELY MANNER. FAILURE TO DO SO MAY RESULT IN DELAYS IN YOUR COMPANY GETTING IMPORTANT BID INFORMATION.

Firm Name:	WEST VIRGINIA TRACCOX
Firm Address:	P.O. BOX 473 CHARLESTON, WV 25322
Representative Attending:	GARY W. GRADY
Phone Number:	304-346-5301
Fax Number:	304-346-5305
Email Address:	wtracox@msn.com

Firm Name:	Anderson Equipment Co.
Firm Address:	1 Andy's Way Charleston, WV 25309 - 8102
Representative Attending:	Todd S. Mortimer
Phone Number:	304-756-2800
Fax Number:	304-756-2799
Email Address:	tmortimer@andersonequip.com

Firm Name:	Anderson Equipment Co.
Firm Address:	2007 Ruskin DR Pleasant Valley, WV. 26554
Representative Attending:	Bert R. Smith
Phone Number:	304-614-5811
Fax Number:	304-366-7214
Email Address:	bsmith@andersonequip.com

Firm Name:	None Contact
Firm Address:	DOT
Representative Attending:	
Phone Number:	
Fax Number:	
Email Address:	

Firm Name:	GRADALL INC
Firm Address:	406 Mill Ave S.W. New Philadelphia OH 44663
Representative Attending:	JOHN BRIDGEMAN
Phone Number:	330 316 4873
Fax Number:	330 337 4864
Email Address:	JPBRIDGEMAN@GUMBALL.COM

Firm Name:	Marija Reel
Firm Address:	DOT
Representative Attending:	
Phone Number:	
Fax Number:	
Email Address:	

PRE-BID CONFERENCE
SIGN IN SHEET

Request for Quotation Number: 7011EC12 Date: 2/17/2011

Project Description: Hydraulic Excavator, Single Engine, Truck Mounted

PLEASE PRINT LEGIBLY. THIS INFORMATION IS ESSENTIAL TO CONTACT THE ATTENDEES IN A TIMELY MANNER. FAILURE TO DO SO MAY RESULT IN DELAYS IN YOUR COMPANY GETTING IMPORTANT BID INFORMATION.

Firm Name:	<i>George Moerman</i>
Firm Address:	<i>DOH</i>
Representative Attending:	
Phone Number:	
Fax Number:	
Email Address:	

Firm Name:	
Firm Address:	
Representative Attending:	
Phone Number:	
Fax Number:	
Email Address:	

Firm Name:	<i>Kevin Kelly</i>
Firm Address:	<i>WINDA</i>
Representative Attending:	
Phone Number:	
Fax Number:	
Email Address:	

Firm Name:	
Firm Address:	
Representative Attending:	
Phone Number:	
Fax Number:	
Email Address:	

Firm Name:	<i>Shelby Stone</i>
Firm Address:	<i>DOH - Purchasing</i>
Representative Attending:	
Phone Number:	
Fax Number:	
Email Address:	

Firm Name:	
Firm Address:	
Representative Attending:	
Phone Number:	
Fax Number:	
Email Address:	

VENDOR PREFERENCE CERTIFICATE

Certification and application* is hereby made for Preference in accordance with West Virginia Code, §5A-3-37. (Does not apply to construction contracts). West Virginia Code, §5A-3-37, provides an opportunity for qualifying vendors to request (at the time of bid) preference for their residency status. Such preference is an evaluation method only and will be applied only to the cost bid in accordance with the West Virginia Code. This certificate for application is to be used to request such preference. The Purchasing Division will make the determination of the Resident Vendor Preference, if applicable.

1. Application is made for 2.5% resident vendor preference for the reason checked:

- Bidder is an individual resident vendor and has resided continuously in West Virginia for four (4) years immediately preceding the date of this certification; or,
Bidder is a partnership, association or corporation resident vendor and has maintained its headquarters or principal place of business continuously in West Virginia for four (4) years immediately preceding the date of this certification; or 80% of the ownership interest of Bidder is held by another individual, partnership, association or corporation resident vendor who has maintained its headquarters or principal place of business continuously in West Virginia for four (4) years immediately preceding the date of this certification; or,
Bidder is a nonresident vendor which has an affiliate or subsidiary which employs a minimum of one hundred state residents and which has maintained its headquarters or principal place of business within West Virginia continuously for the four (4) years immediately preceding the date of this certification; or,

2. Application is made for 2.5% resident vendor preference for the reason checked:

Bidder is a resident vendor who certifies that, during the life of the contract, on average at least 75% of the employees working on the project being bid are residents of West Virginia who have resided in the state continuously for the two years immediately preceding submission of this bid; or,

3. Application is made for 2.5% resident vendor preference for the reason checked:

Bidder is a nonresident vendor employing a minimum of one hundred state residents or is a nonresident vendor with an affiliate or subsidiary which maintains its headquarters or principal place of business within West Virginia employing a minimum of one hundred state residents who certifies that, during the life of the contract, on average at least 75% of the employees or Bidder's affiliate's or subsidiary's employees are residents of West Virginia who have resided in the state continuously for the two years immediately preceding submission of this bid; or,

4. Application is made for 5% resident vendor preference for the reason checked:

Bidder meets either the requirement of both subdivisions (1) and (2) or subdivision (1) and (3) as stated above; or,

5. Application is made for 3.5% resident vendor preference who is a veteran for the reason checked:

Bidder is an individual resident vendor who is a veteran of the United States armed forces, the reserves or the National Guard and has resided in West Virginia continuously for the four years immediately preceding the date on which the bid is submitted; or,

6. Application is made for 3.5% resident vendor preference who is a veteran for the reason checked:

Bidder is a resident vendor who is a veteran of the United States armed forces, the reserves or the National Guard, if, for purposes of producing or distributing the commodities or completing the project which is the subject of the vendor's bid and continuously over the entire term of the project, on average at least seventy-five percent of the vendor's employees are residents of West Virginia who have resided in the state continuously for the two immediately preceding years.

Bidder understands if the Secretary of Revenue determines that a Bidder receiving preference has failed to continue to meet the requirements for such preference, the Secretary may order the Director of Purchasing to: (a) reject the bid; or (b) assess a penalty against such Bidder in an amount not to exceed 5% of the bid amount and that such penalty will be paid to the contracting agency or deducted from any unpaid balance on the contract or purchase order.

By submission of this certificate, Bidder agrees to disclose any reasonably requested information to the Purchasing Division and authorizes the Department of Revenue to disclose to the Director of Purchasing appropriate information verifying that Bidder has paid the required business taxes, provided that such information does not contain the amounts of taxes paid nor any other information deemed by the Tax Commissioner to be confidential.

Under penalty of law for false swearing (West Virginia Code, §61-5-3), Bidder hereby certifies that this certificate is true and accurate in all respects; and that if a contract is issued to Bidder and if anything contained within this certificate changes during the term of the contract, Bidder will notify the Purchasing Division in writing immediately.

Bidder: ANDERSON EQUIPMENT COMPANY

Signed: Jodd D. Motimer

Date: MARCH 8, 2011

Title: GENERAL MGR. WV

*Check any combination of preference consideration(s) indicated above, which you are entitled to receive.

RFQ No. 7011EC12

STATE OF WEST VIRGINIA
Purchasing Division

PURCHASING AFFIDAVIT

West Virginia Code §5A-3-10a states: No contract or renewal of any contract may be awarded by the state or any of its political subdivisions to any vendor or prospective vendor when the vendor or prospective vendor or a related party to the vendor or prospective vendor is a debtor and the debt owed is an amount greater than one thousand dollars in the aggregate.

DEFINITIONS:

"Debt" means any assessment, premium, penalty, fine, tax or other amount of money owed to the state or any of its political subdivisions because of a judgment, fine, permit violation, license assessment, defaulted workers' compensation premium, penalty or other assessment presently delinquent or due and required to be paid to the state or any of its political subdivisions, including any interest or additional penalties accrued thereon.

"Debtor" means any individual, corporation, partnership, association, limited liability company or any other form or business association owing a debt to the state or any of its political subdivisions. "Political subdivision" means any county commission; municipality; county board of education; any instrumentality established by a county or municipality; any separate corporation or instrumentality established by one or more counties or municipalities, as permitted by law; or any public body charged by law with the performance of a government function or whose jurisdiction is coextensive with one or more counties or municipalities. "Related party" means a party, whether an individual, corporation, partnership, association, limited liability company or any other form or business association or other entity whatsoever, related to any vendor by blood, marriage, ownership or contract through which the party has a relationship of ownership or other interest with the vendor so that the party will actually or by effect receive or control a portion of the benefit, profit or other consideration from performance of a vendor contract with the party receiving an amount that meets or exceeds five percent of the total contract amount.

EXCEPTION: The prohibition of this section does not apply where a vendor has contested any tax administered pursuant to chapter eleven of this code, workers' compensation premium, permit fee or environmental fee or assessment and the matter has not become final or where the vendor has entered into a payment plan or agreement and the vendor is not in default of any of the provisions of such plan or agreement.

Under penalty of law for false swearing (*West Virginia Code* §61-5-3), it is hereby certified that the vendor affirms and acknowledges the information in this affidavit and is in compliance with the requirements as stated.

WITNESS THE FOLLOWING SIGNATURE

Vendor's Name: ANDERSON EQUIPMENT COMPANY

Authorized Signature: Judd J. Motlone Date: 3/8/2011

State of West Virginia

County of Morgan, to-wit:

Taken, subscribed, and sworn to before me this 8th day of March, 2011.

My Commission expires 12/25/19, 2019.

AFFIX SEAL HERE

NOTARY PUBLIC

