



State of West Virginia
 Department of Administration
 Purchasing Division
 2019 Washington Street East
 Post Office Box 50130
 Charleston, WV 25305-0130

**Request for
 Quotation**

RFQ NUMBER:
PTR10013

PAGE:
1

ADDRESS CORRESPONDENCE TO ATTENTION OF:
**FRANK WHITTAKER
 304-558-2316**

VENDOR

MUNCIE RECLAMATION AND SUPPLY
 DBA MUNCIE TRANSIT SUPPLY
 3720 S. MADISON ST.
 MUNCIE, IN 47302

S.P.T.O.

DIVISION OF PUBLIC TRANSIT

BUILDING 5, ROOM 906
 1900 KANAWHA BOULEVARD, EAST
 CHARLESTON, WV
 25305-0432 304-558-0428

DATE PRINTED 10/13/2009	TERMS OF SALE	SHIP VIA	F.O.B.	FREIGHT TERMS
----------------------------	---------------	----------	--------	---------------

BID OPENING DATE: 11/05/2009 BID OPENING TIME 01:30PM

LINE	QUANTITY	UOP	CAT. NO.	ITEM NUMBER	UNIT PRICE	AMOUNT
***** ADDENDUM NO. 1 *****						
THIS ADDENDUM IS ISSUED TO REMOVE THE VENDOR PREFERENCE CERTIFICATE FROM THIS REQUEST FOR QUOTATION.						
0001	1	EA	929-20	OPTION 1 - 101 ST PORTABLE BUS WASH SYSTEMS	\$12,947.00	\$12,947.00
					THIS PRICE INCLUDES THE FOLLOWING: BITIMEC PORTABLE BUS WASH MACHINE MODEL # 101 ST W/HOSE & POWER CORD W/PLUG	
***** THIS IS THE END OF RFQ PTR10013 ***** TOTAL:						\$12,947.00

RECEIVED

NOV -5 A 10:15

PURCHASING DIVISION
 STATE OF WV

SEE REVERSE SIDE FOR TERMS AND CONDITIONS

SIGNATURE 	TELEPHONE 765-288-1971	DATE NOVEMBER 4, 2009
TITLE DIRECTOR OF OPERATIONS	FEIN 36-3648851	ADDRESS CHANGES TO BE NOTED ABOVE

WHEN RESPONDING TO RFQ, INSERT NAME AND ADDRESS IN SPACE ABOVE LABELED 'VENDOR'



State of West Virginia
 Department of Administration
 Purchasing Division
 2019 Washington Street East
 Post Office Box 50130
 Charleston, WV 25305-0130

Request for Quotation

RFQ NUMBER
 PTR10013

PAGE
 1

ADDRESS CORRESPONDENCE TO ATTENTION OF:
 FRANK WHITTAKER
 304-558-2316

VENDOR

MUNCIE RECLAMATION AND SUPPLY
 DBA MUNCIE TRANSIT SUPPLY
 3720 S. MADISON ST.
 MUNCIE, IN 47302

SHIP TO

DIVISION OF PUBLIC TRANSIT
 BUILDING 5, ROOM 906
 1900 KANAWHA BOULEVARD, EAST
 CHARLESTON, WV
 25305-0432 304-558-0428

DATE PRINTED: 10/09/2009	TERMS OF SALE	SHIP VIA	F.O.B.	FREIGHT TERMS
BID OPENING DATE: 11/05/2009		BID OPENING TIME 01:30PM		

LINE	QUANTITY	UOP	CAT. NO.	ITEM NUMBER	UNIT PRICE	AMOUNT
0001	1	EA		929-20	\$12,947.00	\$12,947.00
PORTABLE BUS WASH SYSTEMS THE WEST VIRGINIA PURCHASING DIVISION, FOR THE AGENCY, THE WEST VIRGINIA DIVISION OF PUBLIC TRANSIT IS SOLICITING BIDS FOR AN OPEN END CONTRACT TO PROVIDE THE AGENCY WITH AN ESTIMATED QUANTITY OF 1 TO 10 PORTABLE BUS WASH SYSTEMS TO BE DISTRIBUTED THROUGHOUT THE STATE PER THE ATTACHED SPECIFICATIONS. ALL THECNICAL QUESTIONS MUST BE SUBMITTED IN WRITING TO THE WEST VIRGINIA PURCHASING DIVISION C/O FRANK WHITTAKER VIA EMAIL AT FRANK.M.WHITTAKER@WV.GOV OF VIA FAX AT 304-558-4115. DEADLINE FOR TECHNICAL QUESTIONS IS 10/20/2009 AT 4:00 PM. ALL TECHNICAL QUESTIONS WILL BE ADDRESSED BY ADDENDUM AFTER THE DEADLINE. EXHIBIT 3 LIFE OF CONTRACT: THIS CONTRACT BECOMES EFFECTIVE ON AND EXTENDS FOR A PERIOD OF ONE (1) YEAR OR UNTIL SUCH "REASONABLE TIME" THEREAFTER AS IS NECESSARY TO OBTAIN A NEW CONTRACT OR RENEW THE ORIGINAL CONTRACT. THE "REASONABLE TIME" PERIOD SHALL NOT EXCEED TWELVE (12) MONTHS. DURING THIS "REASONABLE TIME" THE VENDOR MAY TERMINATE THIS CONTRACT FOR ANY REASON UPON GIVING THE DIRECTOR OF PURCHASING 30 DAYS WRITTEN NOTICE. UNLESS SPECIFIC PROVISIONS ARE STIPULATED ELSEWHERE IN THIS CONTRACT DOCUMENT, THE TERMS, CONDITIONS AND						

SEE REVERSE SIDE FOR TERMS AND CONDITIONS

SIGNATURE 	STEVE PRINCE	TELEPHONE 765-288-1971	DATE NOVEMBER 4, 2009
TITLE DIRECTOR OF OPERATIONS	FEIN 36-3648851	ADDRESS CHANGES TO BE NOTED ABOVE	

WHEN RESPONDING TO RFQ, INSERT NAME AND ADDRESS IN SPACE ABOVE LABELED 'VENDOR'

GENERAL TERMS & CONDITIONS REQUEST FOR QUOTATION (RFQ) AND REQUEST FOR PROPOSAL (RFP)

1. Awards will be made in the best interest of the State of West Virginia.
2. The State may accept or reject in part, or in whole, any bid.
3. All quotations are governed by the *West Virginia Code* and the *Legislative Rules* of the Purchasing Division.
4. Prior to any award, the apparent successful vendor must be properly registered with the Purchasing Division and have paid the required \$125 fee.
5. All services performed or goods delivered under State Purchase Order/Contracts are to be continued for the term of the Purchase Order/Contracts, contingent upon funds being appropriated by the Legislature or otherwise being made available. In the event funds are not appropriated or otherwise available for these services or goods, this Purchase Order/Contract becomes void and of no effect after June 30.
6. Payment may only be made after the delivery and acceptance of goods or services.
7. Interest may be paid for late payment in accordance with the *West Virginia Code*.
8. Vendor preference will be granted upon written request in accordance with the *West Virginia Code*.
9. The State of West Virginia is exempt from federal and state taxes and will not pay or reimburse such taxes.
10. The Director of Purchasing may cancel any Purchase Order/Contract upon 30 days written notice to the seller.
11. The laws of the State of West Virginia and the *Legislative Rules* of the Purchasing Division shall govern all rights and duties under the Contract, including without limitation the validity of this Purchase Order/Contract.
12. Any reference to automatic renewal is hereby deleted. The Contract may be renewed only upon mutual written agreement of the parties.
13. **BANKRUPTCY:** In the event the vendor/contractor files for bankruptcy protection, the State may deem this contract null and void, and terminate such contract without further order.
14. **HIPAA BUSINESS ASSOCIATE ADDENDUM:** The West Virginia State Government HIPAA Business Associate Addendum (BAA), approved by the Attorney General, and available online at the Purchasing Division's web site (<http://www.state.wv.us/admin/purchase/vrc/hipaa.htm>) is hereby made part of the agreement. Provided that, the Agency meets the definition of a Cover Entity (45 CFR §160.103) and will be disclosing Protected Health Information (45 CFR §160.103) to the vendor.
15. **WEST VIRGINIA ALCOHOL & DRUG-FREE WORKPLACE ACT:** If this Contract constitutes a public improvement construction contract as set forth in Article 1D, Chapter 21 of the West Virginia Code ("The West Virginia Alcohol and Drug-Free Workplace Act"), then the following language shall hereby become part of this Contract: "The contractor and its subcontractors shall implement and maintain a written drug-free workplace policy in compliance with the West Virginia Alcohol and Drug-Free Workplace Act, as set forth in Article 1D, Chapter 21 of the West Virginia Code. The contractor and its subcontractors shall provide a sworn statement in writing, under the penalties of perjury, that they maintain a valid drug-free work place policy in compliance with the West Virginia and Drug-Free Workplace Act. It is understood and agreed that this Contract shall be cancelled by the awarding authority if the Contractor: 1) Fails to implement its drug-free workplace policy; 2) Fails to provide information regarding implementation of the contractor's drug-free workplace policy at the request of the public authority; or 3) Provides to the public authority false information regarding the contractor's drug-free workplace policy."

INSTRUCTIONS TO BIDDERS

1. Use the quotation forms provided by the Purchasing Division.
2. **SPECIFICATIONS:** Items offered must be in compliance with the specifications. Any deviation from the specifications must be clearly indicated by the bidder. Alternates offered by the bidder as **EQUAL** to the specifications must be clearly defined. A bidder offering an alternate should attach complete specifications and literature to the bid. The Purchasing Division may waive minor deviations to specifications.
3. Complete all sections of the quotation form.
4. Unit prices shall prevail in case of discrepancy.
5. All quotations are considered F.O.B. destination unless alternate shipping terms are clearly identified in the quotation.
6. **BID SUBMISSION:** All quotations must be delivered by the bidder to the office listed below prior to the date and time of the bid opening. Failure of the bidder to deliver the quotations on time will result in bid disqualifications: Department of Administration, Purchasing Division, 2019 Washington Street East, P.O. Box 50130, Charleston, WV 25305-0130



State of West Virginia
 Department of Administration
 Purchasing Division
 2019 Washington Street East
 Post Office Box 50130
 Charleston, WV 25305-0130

Request for Quotation

RFQ NUMBER
PTR10013

PAGE
2

ADDRESS CORRESPONDENCE TO ATTENTION OF
FRANK WHITTAKER 304-558-2316

RFQ COPY

TYPE NAME/ADDRESS HERE

VENDOR

MUNCIE RECLAMATION AND SUPPLY
 DBA MUNCIE TRANSIT SUPPLY
 3720 S. MADISON ST.
 MUNCIE, IN 47302

SHIP TO

DIVISION OF PUBLIC TRANSIT
 BUILDING 5, ROOM 906
 1900 KANAWHA BOULEVARD, EAST
 CHARLESTON, WV
 25305-0432 304-558-0428

DATE PRINTED	TERMS OF SALE	SHIP VIA	F.O.B.	FREIGHT TERMS
10/09/2009				

BID OPENING DATE: 11/05/2009 BID OPENING TIME 01:30PM

LINE	QUANTITY	UOP	CAT. NO.	ITEM NUMBER	UNIT PRICE	AMOUNT
<p>PRICING SET HEREIN ARE FIRM FOR THE LIFE OF THE CONTRACT.</p> <p>RENEWAL: THIS CONTRACT MAY BE RENEWED UPON THE MUTUAL WRITTEN CONSENT OF THE SPENDING UNIT AND VENDOR, SUBMITTED TO THE DIRECTOR OF PURCHASING THIRTY (30) DAYS PRIOR TO THE EXPIRATION DATE. SUCH RENEWAL SHALL BE IN ACCORDANCE WITH THE TERMS AND CONDITIONS OF THE ORIGINAL CONTRACT AND SHALL BE LIMITED TO TWO (2) ONE (1) YEAR PERIODS.</p> <p>CANCELLATION: THE DIRECTOR OF PURCHASING RESERVES THE RIGHT TO CANCEL THIS CONTRACT IMMEDIATELY UPON WRITTEN NOTICE TO THE VENDOR IF THE COMMODITIES AND/OR SERVICES SUPPLIED ARE OF AN INFERIOR QUALITY OR DO NOT CONFORM TO THE SPECIFICATIONS OF THE BID AND CONTRACT HEREIN.</p> <p>OPEN MARKET CLAUSE: THE DIRECTOR OF PURCHASING MAY AUTHORIZE A SPENDING UNIT TO PURCHASE ON THE OPEN MARKET, WITHOUT THE FILING OF A REQUISITION OR COST ESTIMATE, ITEMS SPECIFIED ON THIS CONTRACT FOR IMMEDIATE DELIVERY IN EMERGENCIES DUE TO UNFORESEEN CAUSES (INCLUDING BUT NOT LIMITED TO DELAYS IN TRANSPORTATION OR AN UNANTICIPATED INCREASE IN THE VOLUME OF WORK.)</p> <p>QUANTITIES: QUANTITIES LISTED IN THE REQUISITION ARE APPROXIMATIONS ONLY, BASED ON ESTIMATES SUPPLIED BY THE STATE SPENDING UNIT. IT IS UNDERSTOOD AND AGREED THAT THE CONTRACT SHALL COVER THE QUANTITIES ACTUALLY ORDERED FOR DELIVERY DURING THE TERM OF THE CONTRACT, WHETHER MORE OR LESS THAN THE QUANTITIES SHOWN.</p> <p>ORDERING PROCEDURE: SPENDING UNIT(S) SHALL ISSUE A WRITTEN STATE CONTRACT ORDER (FORM NUMBER WV-39) TO THE VENDOR FOR COMMODITIES COVERED BY THIS CONTRACT.</p>						

SEE REVERSE SIDE FOR TERMS AND CONDITIONS

SIGNATURE	STEVE PRINCE	TELEPHONE	765-288-1971	DATE	NOVEMBER 4, 2009
TITLE	DIRECTOR OF OPERATIONS	FEN	36-3648851	ADDRESS CHANGES TO BE NOTED ABOVE	

WHEN RESPONDING TO RFQ, INSERT NAME AND ADDRESS IN SPACE ABOVE LABELED 'VENDOR'

GENERAL TERMS & CONDITIONS REQUEST FOR QUOTATION (RFQ) AND REQUEST FOR PROPOSAL (RFP)

1. Awards will be made in the best interest of the State of West Virginia.
2. The State may accept or reject in part, or in whole, any bid.
3. All quotations are governed by the *West Virginia Code* and the *Legislative Rules* of the Purchasing Division.
4. Prior to any award, the apparent successful vendor must be properly registered with the Purchasing Division and have paid the required \$125 fee.
5. All services performed or goods delivered under State Purchase Order/Contracts are to be continued for the term of the Purchase Order/Contracts, contingent upon funds being appropriated by the Legislature or otherwise being made available. In the event funds are not appropriated or otherwise available for these services or goods, this Purchase Order/Contract becomes void and of no effect after June 30.
6. Payment may only be made after the delivery and acceptance of goods or services.
7. Interest may be paid for late payment in accordance with the *West Virginia Code*.
8. Vendor preference will be granted upon written request in accordance with the *West Virginia Code*.
9. The State of West Virginia is exempt from federal and state taxes and will not pay or reimburse such taxes.
10. The Director of Purchasing may cancel any Purchase Order/Contract upon 30 days written notice to the seller.
11. The laws of the State of West Virginia and the *Legislative Rules* of the Purchasing Division shall govern all rights and duties under the Contract, including without limitation the validity of this Purchase Order/Contract.
12. Any reference to automatic renewal is hereby deleted. The Contract may be renewed only upon mutual written agreement of the parties.
13. **BANKRUPTCY:** In the event the vendor/contractor files for bankruptcy protection, the State may deem this contract null and void, and terminate such contract without further order.
14. **HIPAA BUSINESS ASSOCIATE ADDENDUM:** The West Virginia State Government HIPAA Business Associate Addendum (BAA), approved by the Attorney General, and available online at the Purchasing Division's web site (<http://www.state.wv.us/admin/purchase/vrc/hipaa.htm>) is hereby made part of the agreement. Provided that, the Agency meets the definition of a Cover Entity (45 CFR §160.103) and will be disclosing Protected Health Information (45 CFR §160.103) to the vendor.
15. **WEST VIRGINIA ALCOHOL & DRUG-FREE WORKPLACE ACT:** If this Contract constitutes a public improvement construction contract as set forth in Article 1D, Chapter 21 of the West Virginia Code ("The West Virginia Alcohol and Drug-Free Workplace Act"), then the following language shall hereby become part of this Contract: "The contractor and its subcontractors shall implement and maintain a written drug-free workplace policy in compliance with the West Virginia Alcohol and Drug-Free Workplace Act, as set forth in Article 1D, Chapter 21 of the West Virginia Code. The contractor and its subcontractors shall provide a sworn statement in writing, under the penalties of perjury, that they maintain a valid drug-free work place policy in compliance with the West Virginia and Drug-Free Workplace Act. It is understood and agreed that this Contract shall be cancelled by the awarding authority if the Contractor: 1) Fails to implement its drug-free workplace policy; 2) Fails to provide information regarding implementation of the contractor's drug-free workplace policy at the request of the public authority; or 3) Provides to the public authority false information regarding the contractor's drug-free workplace policy."

INSTRUCTIONS TO BIDDERS

1. Use the quotation forms provided by the Purchasing Division.
2. **SPECIFICATIONS:** Items offered must be in compliance with the specifications. Any deviation from the specifications must be clearly indicated by the bidder. Alternates offered by the bidder as **EQUAL** to the specifications must be clearly defined. A bidder offering an alternate should attach complete specifications and literature to the bid. The Purchasing Division may waive minor deviations to specifications.
3. Complete all sections of the quotation form.
4. Unit prices shall prevail in case of discrepancy.
5. All quotations are considered F.O.B. destination unless alternate shipping terms are clearly identified in the quotation.
6. **BID SUBMISSION:** All quotations must be delivered by the bidder to the office listed below prior to the date and time of the bid opening. Failure of the bidder to deliver the quotations on time will result in bid disqualifications: Department of Administration, Purchasing Division, 2019 Washington Street East, P.O. Box 50130, Charleston, WV 25305-0130



State of West Virginia
 Department of Administration
 Purchasing Division
 2019 Washington Street East
 Post Office Box 50130
 Charleston, WV 25305-0130

Request for Quotation

RFQ NUMBER
PTR10013

PAGE
3

ADDRESS CORRESPONDENCE TO ATTENTION OF:
FRANK WHITTAKER
304-558-2316

RFQ COPY

TYPE NAME/ADDRESS HERE

VENDOR

MUNCIE RECLAMATION AND SUPPLY
 DBA MUNCIE TRANSIT SUPPLY
 3720 S. MADISON ST.
 MUNCIE, IN 47302

SHIP TO

DIVISION OF PUBLIC TRANSIT
 BUILDING 5, ROOM 906
 1900 KANAWHA BOULEVARD, EAST
 CHARLESTON, WV
 25305-0432 304-558-0428

DATE PRINTED	TERMS OF SALE	SHIP VIA	F.O.B.	FREIGHT TERMS
10/09/2009				

BID OPENING DATE: 11/05/2009 BID OPENING TIME 01:30PM

LINE	QUANTITY	UOP	CAT NO.	ITEM NUMBER	UNIT PRICE	AMOUNT
<p>THE ORIGINAL COPY OF THE WV-39 SHALL BE MAILED TO THE VENDOR AS AUTHORIZATION FOR SHIPMENT, A SECOND COPY MAILED TO THE PURCHASING DIVISION, AND A THIRD COPY RETAINED BY THE SPENDING UNIT.</p> <p>BANKRUPTCY: IN THE EVENT THE VENDOR/CONTRACTOR FILES FOR BANKRUPTCY PROTECTION, THE STATE MAY DEEM THE CONTRACT NULL AND VOID, AND TERMINATE SUCH CONTRACT WITHOUT FURTHER ORDER.</p> <p>THE TERMS AND CONDITIONS CONTAINED IN THIS CONTRACT SHALL SUPERSEDE ANY AND ALL SUBSEQUENT TERMS AND CONDITIONS WHICH MAY APPEAR ON ANY ATTACHED PRINTED DOCUMENTS SUCH AS PRICE LISTS, ORDER FORMS, SALES AGREEMENTS OR MAINTENANCE AGREEMENTS, INCLUDING ANY ELECTRONIC MEDIUM SUCH AS CD-ROM.</p> <p>REV. 05/26/2009</p> <p style="text-align: center;">NOTICE</p> <p>A SIGNED BID MUST BE SUBMITTED TO:</p> <p style="text-align: center;">DEPARTMENT OF ADMINISTRATION PURCHASING DIVISION BUILDING 15 2019 WASHINGTON STREET, EAST CHARLESTON, WV 25305-0130</p> <p>THE BID SHOULD CONTAIN THIS INFORMATION ON THE FACE OF THE ENVELOPE OR THE BID MAY NOT BE CONSIDERED:</p> <p>SEALED BID</p>						

SEE REVERSE SIDE FOR TERMS AND CONDITIONS

SIGNATURE 	STEVE PRINCE	TELEPHONE 765-288-1971	DATE NOVEMBER 4, 2009
TITLE DIRECTOR OF OPERATIONS	FEIN 36-3648851	ADDRESS CHANGES TO BE NOTED ABOVE	

WHEN RESPONDING TO RFQ, INSERT NAME AND ADDRESS IN SPACE ABOVE LABELED 'VENDOR'

GENERAL TERMS & CONDITIONS REQUEST FOR QUOTATION (RFQ) AND REQUEST FOR PROPOSAL (RFP)

1. Awards will be made in the best interest of the State of West Virginia.
2. The State may accept or reject in part, or in whole, any bid.
3. All quotations are governed by the *West Virginia Code* and the *Legislative Rules* of the Purchasing Division.
4. Prior to any award, the apparent successful vendor must be properly registered with the Purchasing Division and have paid the required \$125 fee.
5. All services performed or goods delivered under State Purchase Order/Contracts are to be continued for the term of the Purchase Order/Contracts, contingent upon funds being appropriated by the Legislature or otherwise being made available. In the event funds are not appropriated or otherwise available for these services or goods, this Purchase Order/Contract becomes void and of no effect after June 30.
6. Payment may only be made after the delivery and acceptance of goods or services.
7. Interest may be paid for late payment in accordance with the *West Virginia Code*.
8. Vendor preference will be granted upon written request in accordance with the *West Virginia Code*.
9. The State of West Virginia is exempt from federal and state taxes and will not pay or reimburse such taxes.
10. The Director of Purchasing may cancel any Purchase Order/Contract upon 30 days written notice to the seller.
11. The laws of the State of West Virginia and the *Legislative Rules* of the Purchasing Division shall govern all rights and duties under the Contract, including without limitation the validity of this Purchase Order/Contract.
12. Any reference to automatic renewal is hereby deleted. The Contract may be renewed only upon mutual written agreement of the parties.
13. **BANKRUPTCY:** In the event the vendor/contractor files for bankruptcy protection, the State may deem this contract null and void, and terminate such contract without further order.
14. **HIPAA BUSINESS ASSOCIATE ADDENDUM:** The West Virginia State Government HIPAA Business Associate Addendum (BAA), approved by the Attorney General, and available online at the Purchasing Division's web site (<http://www.state.wv.us/admin/purchase/vrc/hipaa.htm>) is hereby made part of the agreement. Provided that, the Agency meets the definition of a Cover Entity (45 CFR §160.103) and will be disclosing Protected Health Information (45 CFR §160.103) to the vendor.
15. **WEST VIRGINIA ALCOHOL & DRUG-FREE WORKPLACE ACT:** If this Contract constitutes a public improvement construction contract as set forth in Article 1D, Chapter 21 of the West Virginia Code ("The West Virginia Alcohol and Drug-Free Workplace Act"), then the following language shall hereby become part of this Contract: "The contractor and its subcontractors shall implement and maintain a written drug-free workplace policy in compliance with the West Virginia Alcohol and Drug-Free Workplace Act, as set forth in Article 1D, Chapter 21 of the West Virginia Code. The contractor and its subcontractors shall provide a sworn statement in writing, under the penalties of perjury, that they maintain a valid drug-free work place policy in compliance with the West Virginia and Drug-Free Workplace Act. It is understood and agreed that this Contract shall be cancelled by the awarding authority if the Contractor: 1) Fails to implement its drug-free workplace policy; 2) Fails to provide information regarding implementation of the contractor's drug-free workplace policy at the request of the public authority; or 3) Provides to the public authority false information regarding the contractor's drug-free workplace policy."

INSTRUCTIONS TO BIDDERS

1. Use the quotation forms provided by the Purchasing Division.
2. **SPECIFICATIONS:** Items offered must be in compliance with the specifications. Any deviation from the specifications must be clearly indicated by the bidder. Alternates offered by the bidder as **EQUAL** to the specifications must be clearly defined. A bidder offering an alternate should attach complete specifications and literature to the bid. The Purchasing Division may waive minor deviations to specifications.
3. Complete all sections of the quotation form.
4. Unit prices shall prevail in case of discrepancy.
5. All quotations are considered F.O.B. destination unless alternate shipping terms are clearly identified in the quotation.
6. **BID SUBMISSION:** All quotations must be delivered by the bidder to the office listed below prior to the date and time of the bid opening. Failure of the bidder to deliver the quotations on time will result in bid disqualifications: Department of Administration, Purchasing Division, 2019 Washington Street East, P.O. Box 50130, Charleston, WV 25305-0130



State of West Virginia
 Department of Administration
 Purchasing Division
 2019 Washington Street East
 Post Office Box 50130
 Charleston, WV 25305-0130

Request for Quotation

RFQ NUMBER
PTR10013

PAGE
4

ADDRESS CORRESPONDENCE TO ATTENTION OF:
FRANK WHITTAKER
304-558-2316

RFQ COPY

TYPE NAME/ADDRESS HERE

VENDOR

MUNCIE RECLAMATION AND SUPPLY
 DBA MUNCIE TRANSIT SUPPLY
 3720 S. MADISON ST.
 MUNCIE, IN 47302

SHIP TO

DIVISION OF PUBLIC TRANSIT
 BUILDING 5, ROOM 906
 1900 KANAWHA BOULEVARD, EAST
 CHARLESTON, WV
 25305-0432 304-558-0428

DATE PRINTED	TERMS OF SALE	SHIP VIA	F.O.B.	FREIGHT TERMS
10/09/2009				

BID OPENING DATE: 11/05/2009 BID OPENING TIME 01:30PM

LINE	QUANTITY	UOP	CAT. NO.	ITEM NUMBER	UNIT PRICE	AMOUNT
				44		
				PTR10013		
				11/05/09		
				1:30 PM		
PLEASE PROVIDE A FAX NUMBER IN CASE IT IS NECESSARY TO CONTACT YOU REGARDING YOUR BID: --- 765-286-0164 --- CONTACT PERSON (PLEASE PRINT CLEARLY): --- BECKY HUFF ---						
***** THIS IS THE END OF RFQ PTR10013 *****						TOTAL: \$12,947.00

SEE REVERSE SIDE FOR TERMS AND CONDITIONS

SIGNATURE 	TELEPHONE 765-288-1971	DATE NOVEMBER 4, 2009
TITLE DIRECTOR OF OPERATIONS	FEIN 36-3648851	ADDRESS CHANGES TO BE NOTED ABOVE

WHEN RESPONDING TO RFQ, INSERT NAME AND ADDRESS IN SPACE ABOVE LABELED 'VENDOR'

GENERAL TERMS & CONDITIONS
REQUEST FOR QUOTATION (RFQ) AND REQUEST FOR PROPOSAL (RFP)

1. Awards will be made in the best interest of the State of West Virginia.
2. The State may accept or reject in part, or in whole, any bid.
3. All quotations are governed by the *West Virginia Code* and the *Legislative Rules* of the Purchasing Division.
4. Prior to any award, the apparent successful vendor must be properly registered with the Purchasing Division and have paid the required \$125 fee.
5. All services performed or goods delivered under State Purchase Order/Contracts are to be continued for the term of the Purchase Order/Contracts, contingent upon funds being appropriated by the Legislature or otherwise being made available. In the event funds are not appropriated or otherwise available for these services or goods, this Purchase Order/Contract becomes void and of no effect after June 30.
6. Payment may only be made after the delivery and acceptance of goods or services.
7. Interest may be paid for late payment in accordance with the *West Virginia Code*.
8. Vendor preference will be granted upon written request in accordance with the *West Virginia Code*.
9. The State of West Virginia is exempt from federal and state taxes and will not pay or reimburse such taxes.
10. The Director of Purchasing may cancel any Purchase Order/Contract upon 30 days written notice to the seller.
11. The laws of the State of West Virginia and the *Legislative Rules* of the Purchasing Division shall govern all rights and duties under the Contract, including without limitation the validity of this Purchase Order/Contract.
12. Any reference to automatic renewal is hereby deleted. The Contract may be renewed only upon mutual written agreement of the parties.
13. **BANKRUPTCY:** In the event the vendor/contractor files for bankruptcy protection, the State may deem this contract null and void, and terminate such contract without further order.
14. **HIPAA BUSINESS ASSOCIATE ADDENDUM:** The West Virginia State Government HIPAA Business Associate Addendum (BAA), approved by the Attorney General, and available online at the Purchasing Division's web site (<http://www.state.wv.us/admin/purchase/vrc/hipaa.htm>) is hereby made part of the agreement. Provided that, the Agency meets the definition of a Cover Entity (45 CFR §160.103) and will be disclosing Protected Health Information (45 CFR §160.103) to the vendor.
15. **WEST VIRGINIA ALCOHOL & DRUG-FREE WORKPLACE ACT:** If this Contract constitutes a public improvement construction contract as set forth in Article 1D, Chapter 21 of the West Virginia Code ("The West Virginia Alcohol and Drug-Free Workplace Act"), then the following language shall hereby become part of this Contract: "The contractor and its subcontractors shall implement and maintain a written drug-free workplace policy in compliance with the West Virginia Alcohol and Drug-Free Workplace Act, as set forth in Article 1D, Chapter 21 of the West Virginia Code. The contractor and its subcontractors shall provide a sworn statement in writing, under the penalties of perjury, that they maintain a valid drug-free work place policy in compliance with the West Virginia and Drug-Free Workplace Act. It is understood and agreed that this Contract shall be cancelled by the awarding authority if the Contractor: 1) Fails to implement its drug-free workplace policy; 2) Fails to provide information regarding implementation of the contractor's drug-free workplace policy at the request of the public authority; or 3) Provides to the public authority false information regarding the contractor's drug-free workplace policy."

INSTRUCTIONS TO BIDDERS

1. Use the quotation forms provided by the Purchasing Division.
2. **SPECIFICATIONS:** Items offered must be in compliance with the specifications. Any deviation from the specifications must be clearly indicated by the bidder. Alternates offered by the bidder as **EQUAL** to the specifications must be clearly defined. A bidder offering an alternate should attach complete specifications and literature to the bid. The Purchasing Division may waive minor deviations to specifications.
3. Complete all sections of the quotation form.
4. Unit prices shall prevail in case of discrepancy.
5. All quotations are considered F.O.B. destination unless alternate shipping terms are clearly identified in the quotation.
6. **BID SUBMISSION:** All quotations must be delivered by the bidder to the office listed below prior to the date and time of the bid opening. Failure of the bidder to deliver the quotations on time will result in bid disqualifications: Department of Administration, Purchasing Division, 2019 Washington Street East, P.O. Box 50130, Charleston, WV 25305-0130

Technical Specifications
For The Procurement Of
Portable Power Brush Washing System

SCOPE:

The technical specifications establish requirements for portable power bus washing system.

The vendor shall comply with all applicable federal and state regulations in the manufacturing of the each unit and the attached federal terms and conditions.

All units or parts not specified shall be manufacturer's best quality and shall conform in material, design or workmanship to the best practice known. All parts shall be new. No parts will be accepted if used, reconditioned or obsolete.

GENERAL SPECIFICATIONS:

The power bus wash system shall be an ACC Eco-Power Brush, Bitimec or Equal.

Dimensions:

Height: not to exceed 13'
Width: maximum 42" x 48"

Electrical:

Motor: 230V- 3 phase, minimum, 2.0hp.
Controls: Controls for operator to be full unobstructed visibility for working the unit with a 24-volt safety button on each operating side. Integrated timing relay to prevent motor overload and subsequent damage when reversing the motor.


Mechanical:

The unit shall be equipped with a tilt mechanism operated by wate powered cylinder with magnetic valves, which shall be push button controlled from both operating sides.

The unit shall be capable of continuous tilting throughout the entire wash cycle. When in a tilted position, the shield, nozzles and brush are to be in alignment at a correct distance from vehicle surface to avoid overspray and incorrect rinsing. All water nozzles must continually supply water flow directly to the entire surface of the rotating brush throughout the tilt cycle, to eliminate the possibility of dry brushes.

Construction:

The unit base and frame shall be manufactured of stainless steel or aluminum and be void of all corrosion prone materials. All painted (powder coated) surfaces shall also be stainless steel. The frame chassis shall have a lifetime warranty against corrosion or weld failure.



Brush:

Brush Fiber Type: Diamond/Star shaped, designed to channel water, to reduce friction and eliminate scratching. Diameter will be min. of 0.8 m/m . Brush fibers shall be feathered at the ends.

Brush Fiber assembly will be on a corrosion proof main shaft, riveted in replaceable segments max 12" high, in order to allow minimal replacement cost in case of partial damage.

Rinse:

The unit shall have two (2) steel water pipes with brass nozzles capable of executing a 180 degree spray pattern.

Dual and single spray switch that is a water consumption reducer switch. This reduces the water consumption from five (5) gpm to three (3) gpm. When on single spray, the operating spray pipe will automatically switch sides, when direction of the brush unit is reversed. When the unit is stopped, the water shall instantly and automatically stop. One additional set of safety distance wheels. Automatic Dual Valve Assembly (installed) to allow user to operate EPB with two (2) different water sources, recycled water for the wash direction, clean water for the rinse direction.

The bidder is requested to submit description, warranty information and complete literature information of the product with bid.

IDENTIFICATION NUMBER:

Each unit shall have an I.D. Number securely attached in the manner that it cannot be removed for the purpose of inventory and record keeping.

WARRANTY:


Each unit shall have a minimum of a written three-year warranty against all defects of the product. **The vendor is requested to supply the warranty information and local service centers with the bid.**

MANUALS:

The vendor shall supply an operations and maintenance manual for each unit ordered. **The vendor is requested to supply a copy with bid.**

TRAINING:

The vendor shall have at its own expense one or more qualified factory instructor(s) who shall be available at the Recipient Agency(ies) property for a single day training session to conduct a complete training session on the usage of the complete system. The training shall be conducted within 3 days of complete installation of the equipment.



Assemble and Delivery:

Each unit shall be completely assemble and delivered at each property when ordered in West Virginia.

The vendor shall include in the bid all travel, transportation, shipping and handling of each unit to each site. The vendor will be responsible for providing the complete electrical end/plug from the bus washer to the proper outlet. No additional fees will be paid by the Division of Public Transit or any system other than the bid price for each unit. All additional cost will be the responsibility of the bidder or any subs that the bidder contracts with to supply any part of this bid.



**SPECIFICATIONS – Bitimec Speedy Wash Model 101-ST.
All-Stainless-Steel-Frame Electric Power Bus Washer**

Brief Description: The Bitimec Model 101-ST Electric Power Bus Washer is an **all-stainless-steel** machine specifically designed for “**School and Transit**” applications. The 101-ST has all the trademark features of the Speedy Wash line. The frame and base come with a **lifetime warranty against corrosion failure or weld failure**. The spray system is all stainless steel, and the brush tilt is achieved with an industry leading “brush only” inclination system which keeps the base flat to the ground at all times for maximum safety and machine stability.

Power Brush:

The power brush bus washing system shall be a Bitimec **SPEEDY WASH** Model 101-ST or comparable system.

Dimensions:

- a) Height: Available wash heights of 10' to 15'
- b) Base Dimensions: 42" x 48"
- c) Weight: gross weight 460 lbs (210Kg)

Electrical System:

- a) Motor: **All Std. Voltages and single or 3 phase, 1.4 or 2.0HP available at no extra charge!** Direct Drive with integrated motor, gear-box reducer assembly, sealed and maintenance free (no grease nipples).
- b) Controls: **24 volt** safety buttons on each operating side. Motor overload safety timing relay, thermal fuses, emergency cut-off switch.

Brush Inclination (tilt) System:

- a) The unit shall be equipped with a safety ‘brush only’ inclination mechanism operated by a 24V motor with push button control.
- b) The brush shall be capable of continuous tilting throughout the entire wash cycle. When in a tilted position, the “brush only” shall be tilted. The base shall maintain all wheels firmly on the ground for maximum safety and stability at all times.

Construction:

The unit base and frame shall be manufactured of stainless steel.

Wheels:

Caster wheels shall be **Heavy Duty casters** with sealed wheel bearings. **Extreme Service Wheels** with greasing capability are available as an option.

Brush:

- a) Brush Fiber Type: Diamond/Star shaped, designed to channel water, to reduce friction and eliminate scratching. Diameter will be 0.8 mm (other available diameters are 0.5mm or 1.2mm).
- b) Brush fibers shall be feathered at the ends.
- c) Brush Fiber assembly will be on a corrosion proof main shaft, riveted in replaceable segments max 12" high, in order to allow minimal replacement cost in case of partial damage.

Rinse:

The unit shall have two sets of nozzles along the entire height of the brush, each capable of effecting a 180 degree spray pattern on vehicles, each mounted on an all stainless steel corrosion proof pipe. **Nozzle pipes shall be adjustable in height and direction** in order to guarantee even water flow and **constant lubrication** to the entire surface the brush at any brush angle.

Safety Distance Protection against accidental blemishing:

A 3" rubber molding shall run the total height of the machine, on both edges of the brush shroud, providing a permanent safety 'bumper' alongside the whole height of the vehicle being washed. Two, 8" air filled distance wheels shall be installed (one on each side beam) for additional operations safety.

Standard Options at no charge:

- a) Dual and single spray diverter valve (water consumption reducer). This reduces the water consumption from (up to) six (6) gpm when using both nozzle tubes, to three (3) gpm when using one nozzle tube only.
- b) Flow control valves for each nozzle set, for greater control of water use, enabling operator independent left/right nozzle set control. Operator has total infinite control of water flow rate from 0-100% on EACH nozzle set.

Warranty

- a) Parts will be free of defects and shall be warranted for 36 months
- b) Stainless steel frame warranty shall be 'lifetime' against corrosion failure AND against weld failure

Detergent Application Options which shall be available at additional cost:

- a) Dema Valve Siphon injectors for detergent products application.
- b) Air primed stainless steel cylinders, 5 gallon capacity to quickly apply detergents. Cylinders can be primed from standard air compressors.

Hardware included for Overhead Trolley Installation (when ordered):

- a) Overhead guidance system including wire rope and shackles.
- b) Electrical cord and water hose hangers.
- c) Water hose & oil resistant UL approved electrical cord (135'/40M long).

Usually required to be supplied by customer (depending on contract):

- a) Two anchor points for attaching the trolley line cable to.
- b) Electric Power outlet with matching male plug.
- c) Regular, clean tap water outlet 30-40 psi pressure.

The first part of the report deals with the general situation in the country. It is a very interesting and detailed study of the economic and social conditions of the country. The author has done a great deal of research and has gathered a wealth of material. The report is well written and is a valuable contribution to the study of the country.

1001

The second part of the report deals with the specific conditions of the country. It is a very interesting and detailed study of the economic and social conditions of the country. The author has done a great deal of research and has gathered a wealth of material. The report is well written and is a valuable contribution to the study of the country.

The third part of the report deals with the specific conditions of the country. It is a very interesting and detailed study of the economic and social conditions of the country. The author has done a great deal of research and has gathered a wealth of material. The report is well written and is a valuable contribution to the study of the country.

The fourth part of the report deals with the specific conditions of the country. It is a very interesting and detailed study of the economic and social conditions of the country. The author has done a great deal of research and has gathered a wealth of material. The report is well written and is a valuable contribution to the study of the country.

1002

The fifth part of the report deals with the specific conditions of the country. It is a very interesting and detailed study of the economic and social conditions of the country. The author has done a great deal of research and has gathered a wealth of material. The report is well written and is a valuable contribution to the study of the country.


The sixth part of the report deals with the specific conditions of the country. It is a very interesting and detailed study of the economic and social conditions of the country. The author has done a great deal of research and has gathered a wealth of material. The report is well written and is a valuable contribution to the study of the country.


The seventh part of the report deals with the specific conditions of the country. It is a very interesting and detailed study of the economic and social conditions of the country. The author has done a great deal of research and has gathered a wealth of material. The report is well written and is a valuable contribution to the study of the country.

The eighth part of the report deals with the specific conditions of the country. It is a very interesting and detailed study of the economic and social conditions of the country. The author has done a great deal of research and has gathered a wealth of material. The report is well written and is a valuable contribution to the study of the country.


Our local service/warranty representative is:


Bowling Sales Corp
730 2nd Ave.
South Charleston, West VA 25303





Speedy Wash
101 ST





Speedy Wash 101 ST

Alimentata mediante cavo elettrico,
220/380/440 V 50/60Hz.

The SW 101 ST works with a standard 220/380/440V,
50/60Hz power supply.

Doppi comandi, permette di lavorare nei due sensi di marcia, raggiungendo gli angoli più difficili da lavare. Finito il primo passaggio è possibile ripetere l'operazione nel senso inverso, ottenendo un lavaggio perfetto.

This electric model is ideal for dedicated indoor or outdoor wash bays. Dual controls enable the unit to wash in both directions, allowing it to clean the toughest of corners. The operator walks the machine with ease around the vehicle being washed. After a first pass in one direction, a pass in the opposite direction delivers a perfect wash.

Il sistema di trasmissione diretta dal gruppo motore alla spazzola elimina interventi di manutenzione e guasti.

A direct drive system connects the power-brush motor to a sealed and lubricated reducer, providing maintenance free reliability.

SCHEDA TECNICA: SPEEDY WASH 101 ST			
		u.m.	
CARATTERISTICHE	Alimentazione	-	220/380 trif.
			220V monof.
			50/60Hz
	Inclinazione spazzola	gradi	0 - 10°
	Alimentazione inclinazione spazzola	-	Elettrica 24V
	Alimentazione rotazione spazzola	-	Elettrica 220/380V
DIMENSIONI	Peso	Kg	250
	Altezza totale con spazzola standard	cm	420
	Altezza effettiva di lavaggio	cm	410
	Dimensioni base	cm	105x120
	Diametro spazzola	cm	103
PRESTAZIONI	Giri spazzola	RPM	100
	Potenza motore spazzola	KW	1,1


TECHNICAL FEATURES: SPEEDY WASH 101 ST			
		u.m.	
CHARACTERISTICS	Power supply	-	220/380 three fase.
			220V single fase.
			50/60Hz
	Brush inclination	Degrees	0° - 10°
	Inclination system power supply	-	Electric 24V
Brush rotation power supply	-	Electric 220/380V	
DIMENSIONS	Weight	Lbs	550
	Overall height with standard brush	ft.	13'9"
	Effective wash height	ft.	13'5"
	Base size	ft.	3'6" x 4'
	Brush diameter	ft.	3'5"
PERFORMANCE	Brush revolutions per minute	RPM	100
	Brush engine power	KW	1,1






SINGLE-BRUSH WASH

**Use and Maintenance
Instructions
Manual**








INDEX OF CHAPTERS

0. GENERAL INFORMATION	5
0.1 Introduction.....	5
0.2 Definitions	6
0.3 Marking.....	6
1. SECTION 1 – USE AND MAINTENANCE MANUAL	7
1.1 Quick reference instructions to use SW plants.....	7
1.2 Use conditions	8
1.3 Working stations used by the worker in charge	8
1.4 Description of the plants	9
1.4.1 SPRAYERS UNIT	10
1.4.2 BRUSH INCLINATION UNIT.....	10
1.4.3 BRUSH DRIVING UNIT	11
1.4.4 STRUCTURE UNIT.....	11
1.4.5 OVERHEAD LINE UNIT.....	11
1.4.6 CABINET OF ELECTRIC FITTINGS UNIT	12
1.4.7 CONTROL DEVICES.....	12
1.4.8 DETERGENT UNIT.....	13
1.5 TECHNICAL FEATURES	13
1.5.1 TECHNICAL FEATURES.....	14
1.6 Installation.....	15
1.6.1 PACKAGING.....	15
1.6.2 ASSEMBLY OF THE PLANT	16
1.6.3 PLACE AND MIN. REQUIREMENTS FOR INSTALLATION.....	16
1.6.4 ENVIRONMENT WITH DEFLAGRATION RISKS	17
1.6.5 PLANT STOP FOR NORMAL INACTIVITY	17
1.6.6 MOVEMENT FROM THE PARKING TO THE WORKING AREA.....	18





1.6.7	WINTER PRECAUTIONS.....	19
1.7	USE.....	19
1.7.1	POSITIONING OF THE VEHICLE TO BE WASHED	19
1.7.2	FIRST CHECK.....	19
1.7.3	WORKING CYCLE	19
1.7.3.1	Stating the machine.....	19
1.8	Certifications – Norms.....	21
1.8.1	APPLIED TECHNICAL NORMS.....	21
1.8.2	CERTIFICATIONS OF THE MACHINE AND OF ITS COMPONENTS.....	22
1.8.3	NOISE	22
1.8.4	VIBRATIONS.....	22
1.9	Safety.....	23
1.9.1	GENERAL INFORMATION	23
1.9.2	NON STANDARD USE - MISUSE.....	23
1.9.3	SAFE WORKING AND CONTROL AREAS.....	24
1.9.4	PROTECTION DEVICES	24
1.10	Remaining risks	25
1.10.1	PLATES.....	25
1.11	Maintenance	29
1.11.1	GENERAL SPECIFICATIONS.....	29
1.11.2	LUBRIFICATION	29
1.11.3	CLEANING AND MAINTENANCE.....	30
1.11.4	DETECTION OF BREAKDOWNS	32
1.11.5	SPARE-PARTS ORDER	33

0. GENERAL INFORMATION**0.1 INTRODUCTION**

This manual gives all instructions about this equipment, its use under safety conditions and its maintenance in order to achieve the best results and a longer endurance.

It refers to the following machines:

- **SW 101-ST**

In order to ensure a correct use of this machine we deem it compulsory to have a good knowledge of this manual.

BITIMEC is at your disposal for any customer-care need which should occur and states that the non-observance of the necessary procedures described in this manual will cause the cancellation of the guarantee and of the corresponding responsibilities.

BITIMEC reserves the right to carry out all changes which will be deemed necessary for a better functioning of the machine.

For any possible enquiry or requests you can contact us at the following address and numbers.

BITIMEC S.r.l.

Sede legale - Via Roma 168 - 52025 Montevarchi (ITALY)

Stabilimento - Via Rona 139/GH Loc. Matassino - 50066 Reggello (FI) - ITALY

Tel. 0039/0-55-8635760 - Fax. 0039/0-55-8635758

E-MAIL: Bitimec@Bitimec.it



0.2 DEFINITIONS

Worker in charge : person in charge of carrying out all standard washing procedures and cleaning phases during use of this machine

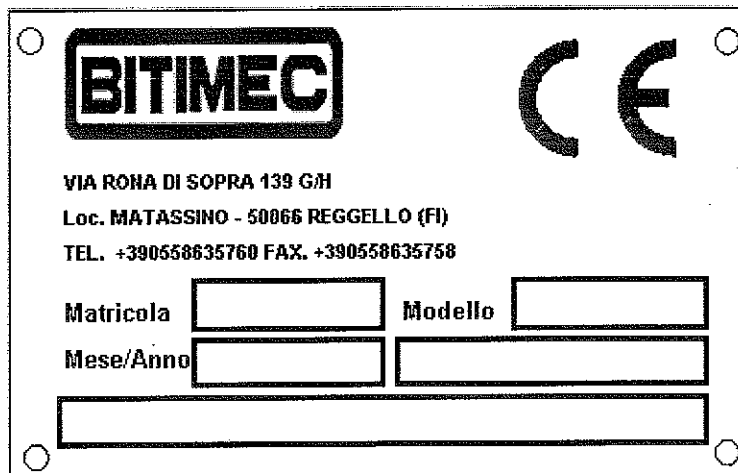
Maintenance man: person in charge of performing special activities, different from those performed by normal users, such as: maintenance, re-setting of the machine after emergency situations, extraordinary interventions and all adjustment procedures in general

Because of his/her duties, this professional worker must have a specific experience in this field, a substantial basic technical knowledge, allowing him/her to carry out his/her tasks under safety conditions.

Any worker who is going to be using this machine will have to have a deep knowledge of the contents of this manual, of its warnings, of all considerations and pieces of information regarding safety. Whenever this is not the case BITIMEC declines all responsibility deriving from non-observance of the above mentioned conditions.

0.3 MARKING

The identification plate shows the specific details of each machine, this plate is shown in *Picture 1*; in order to find the position of this plate within each plant, please see the T00 plate in the picture corresponding to one's SW model of *paragraph 1.10.1*.



Picture 1: Identification plate.





1. SECTION 1 – USE AND MAINTENANCE MANUAL

SPEEDY-WASH single-brush machines was built in order to supply an extremely flexible tool, easy to be handled and uses in order to wash heavy vehicles.

These machine differ from other machine-driven washing facilities, because SPEEDY-WASH machines do not require preliminary construction works or preparation of plants. They on the contrary were planned to obtain a product, which must be easy to be installed, and shall have limited installation and maintenance costs.

Thanks to their easy way to be controlled and to be used, SPEEDY-WASH machines do not need the intervention of specialized staff in order to be used, and their only requirement is an area to be used for the washing procedure of vehicles, which shall have a solid and even floor surface.

1.1 QUICK REFERENCE INSTRUCTIONS TO USE SW PLANTS

General norms for a correct use of the plants:

WORKING AREA

- ✓ Wear individual protection devices.
- ✓ Do not use this machine in places with deflagration risks..
- ✓ Use this machine when installed on a levelled surface and under normal wind conditions..
- ✓ Check the conditions of the working area

CHECKS BEFORE START

- ✓ Check the correct functioning and perfect conditions of safety devices, warning plates and ensure that there are no leaks..

USE OF THE PLANT

- ✓ Make sure to place the brush into a vertical position before the transfer..
- ✓ Start: follow advised instructions for each Speedy-Wash model within this manual.
- ✓ Move near the vehicle to be washed.
- ✓ Adjust the emissions of the sprayers and start the brush., proceed with the washing procedure.
- ✓ Always apply the brake when leaving the driving station of the machine.

PUTTING THE PLANT UNDER SAFETY CONDITIONS AFTER USE

- ✓ Always apply the brake of the machine and anchor it in case of a long stop outdoors.
- ✓ At the end of any washing process always put the brush back into its vertical position

MAINTENANCE

- ✓ Specialized personnel only must be in charge of maintenance procedures
- ✓ Perform maintenance procedures with the machine under safety conditions.
- ✓ Do not throw away and leave within the working area lubrication means, dirty wipers and other materials.
- ✓ Always read the “Use and Maintenance Manual” and the manuals of the installed and delivered equipment units in case of doubts.

1.2 USE CONDITIONS

The areas where this machines are located must have a sliding surface with the following requirements:

- ✓ even surface, non-skid, without protruding parts, steps etc.
- ✓ perfectly levelled, without longitudinal (in the movement direction) angled surfaces and slopes
- ✓ having an inclined surface of max. 1%, converging towards the axis of the vehicle to be washed in order to favour the flowing of water;
- ✓ the possibility to take up the washing water, which will have to be sent to suitable treatment plants;
- ✓ passages shall have the suitable height and no current lines which could come into contact with water jets or hit by the equipment itself during transfer phases shall be present.
- ✓ having enough lighting in order to make it possible to work with the equipment.

As regards the transfer of the equipment from the parking / deposit area to the working one, make sure that all conditions shown at paragraph §*Errore. L'origine riferimento non è stata trovata.* are observed.

This equipment is not suitable to be used in areas with deflagration risks (deflagrating atmospheres, near petrol stations, petrol pumps).

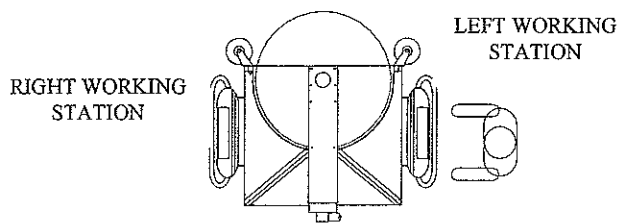
Installation and/or use in different conditions as compared to the above mentioned ones, will cause the immediate cancellation of the guarantee and responsibility on the part of BITIMEC and will oblige the user to pay all charges regarding the necessary changes to adjust the installation environment so as to make it suitable for use.

1.3 WORKING STATIONS USED BY THE WORKER IN CHARGE

This machine must be used by a worker in charge of it, performing standard procedures according to the instructions contained in this manual and legislation of the State where the machine is used.

The worker, using this machine under safety conditions, will be seating on the control working station, during transfer and use procedures of this plant and will limit the use of other areas only during routine and ordinary maintenance procedures described in this manual.

The worker will be driving the machine by sitting, according to the run direction, on one of the two side working stations with control handles (see *Picture 2*).

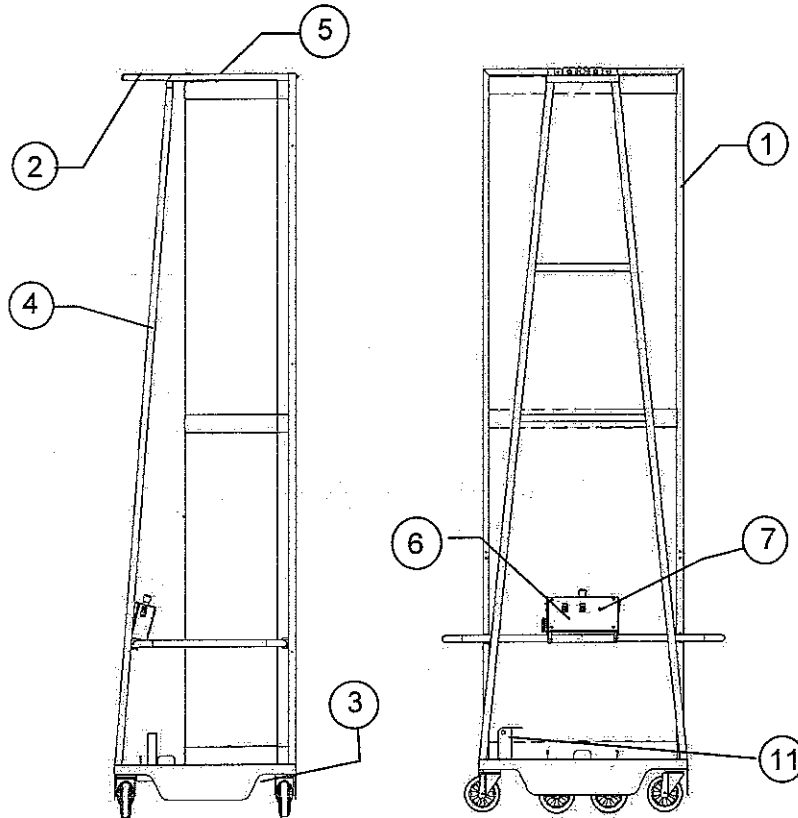


Picture 2: Model with worker at ground level.




1.4 DESCRIPTION OF THE PLANTS

This equipment is made up of the following main parts:



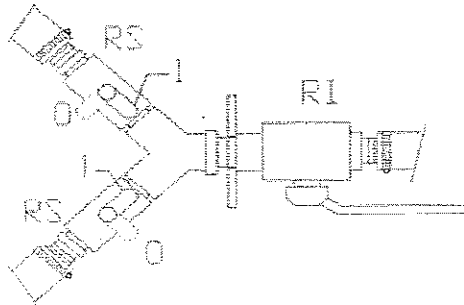
Picture 3: Overall view SPEEDY-WASH 101-ST.

- 1 – Sprayers unit
- 2- Brush inclination unit (only for version SW IECL 600-3)
- 3- Brush driving unit
- 4- Overall structure unit
- 5- Overhead supply line (on demand)
- 6- Control switchboard panel of electric fittings
- 7- Control unit
- 11- Detergent delivery unit with corresponding tank (on demand)



The 101-ST model operates connecting it to the mains power supply through a power-supply cable and taking from the water system the water needed for the washing.

The water supply is guaranteed by a flexible pipe network, which has to be connected to the overhead line and to the pipe fitting (which you can see in *Picture 4*) through a pipe clamp.



Picture 4: Water connection pipe fitting.

The pipe fitting for the connection of the pipe which supplies the nozzles with water is situated on the base, on the same side of the left workstation.

At both ends of the Y-shaped pipe fitting there are the two connections which bring water to the two trickle-tubes; to regulate the water flow, it is sufficient to use the two RS cocks.

The cocks are closed, when the lever is in the position "0" (as dashed in *Picture 4*); they are open, when the lever is in the position "1", i.e. aligned with the pipe.

The overhead line unit consists in an overhead structure, sliding on a steel cable, which bears the water pipes/tubes and the electric power supply system cables of the machine.

Considering the features this machine shares with the SW IECL/101 model we refer to the previous paragraph for the description of the featuring units: *Overhead line*.

1.4.1 SPRAYERS UNIT

The sprayers sprinkle the surface to be washed with water jets under pressure which have the function to soften the dirty deposit and to make it easier to remove it by means of the brush.

This unit is made up of two sprayers hoses which are located one to the right and the other to the left of the brush.

Each pipe is equipped with adjustment valves.

Each sprayer hose is made up of:

- 13 x 19 anti-freeze hose;
- sprayers-holding hose;
- quick joint to connect the anti-freeze hose to the sprayers-holding hose;
- sprayers, which are made up of nozzle-holding clamps installed on the hose;
- "kematal" nozzle fixed to the hose-clamp by means of a threaded ring;
- several connectors;

1.4.2 BRUSH INCLINATION UNIT

The brush inclination unit enables the brush to move to a different position as compared to the vertical one, in order to better adapt to the surfaces to be washed, and so doing it also enables the washing procedure of those parts of the vehicle, such as the front side of the cab, which are normally difficult to be reached.

Inclination unit with slide: the structure remains fixed, whereas the brush shaft will be inclined by means of the slide which is located on the upper part of the frame. The translation movement of the slide is



obtained thanks to a worm drive: the slide is integral to the female screw which slides on a worm gear driven by a geared motor. Thanks to the mobile slide, which will go back inside the frame when the brush is in vertical position, one can obtain a machine with reduced dimensions and which is easy to be handled. Since the brush shaft can incline, the connection between the lower end of the brush and the shaft of the reducer is carried out by means of a cardan joint.

1.4.3 BRUSH DRIVING UNIT

This is located under the lower platform of the base and it drives the rotation of the brush; it is made up of:

- reducer with worm gear;
- connection elements between the reducer shaft and the brush;

1.4.4 STRUCTURE UNIT

It has the function to support all the units of the plant and it is made up of a base, to which the wheels and the main services (water pump, brush engine unit etc.) are fixed and of a frame which has the function to support the brush and all elements which are connected to the sprayers unit.

The structure is carried out with stainless steel soldered elements. As regards the model with cab, the brush frame can be removed from the structure unit by means of screws.

1.4.5 OVERHEAD LINE UNIT

It is a fixed installation which has the function to bear the carriages which slide on one steel cable, which they draw:

- Water supply pipes made up of a rubber hose with the following diameter: 15x21;
- Electric power-supply cables to supply the switchboard panel with power;

It is made up of:

- One zinc-plated steel cable with a diameter of 6 mm;
- Two ACT 50 tie rods with a diameter of 12;
- Clamps and various accessories for the fixing of the cable to a fixed structure (which the user will have to have previously prepared);
- Support and drawing carriages for the hose and the cables;

NOTE: The steel cable will be stretched between two structures which the customer will have to provide.

For the connection to the customer's mains power supply system, we point out the following things:

1. Bitimec supplies the necessary quantity of suitable electric cable in order to allow the carrying out of the overhead line and its connection to power supply in its proximity;
2. The electric cable supplied by Bitimec is equipped at one end of a plug to connect it to the electric power unit of the machine, this plug is suitable for the kind of voltage which is normally used and complies with legislation in force on this matter.
3. The necessary works to be performed to carry out what is necessary to bring the power supply socket near the overhead line, in order to enable the connection of the cable supplied by Bitimec, are to be done by and paid for by the customer and must be carried out complying with safety norms in force on this matter.



1.4.6 CABINET OF ELECTRIC FITTINGS UNIT

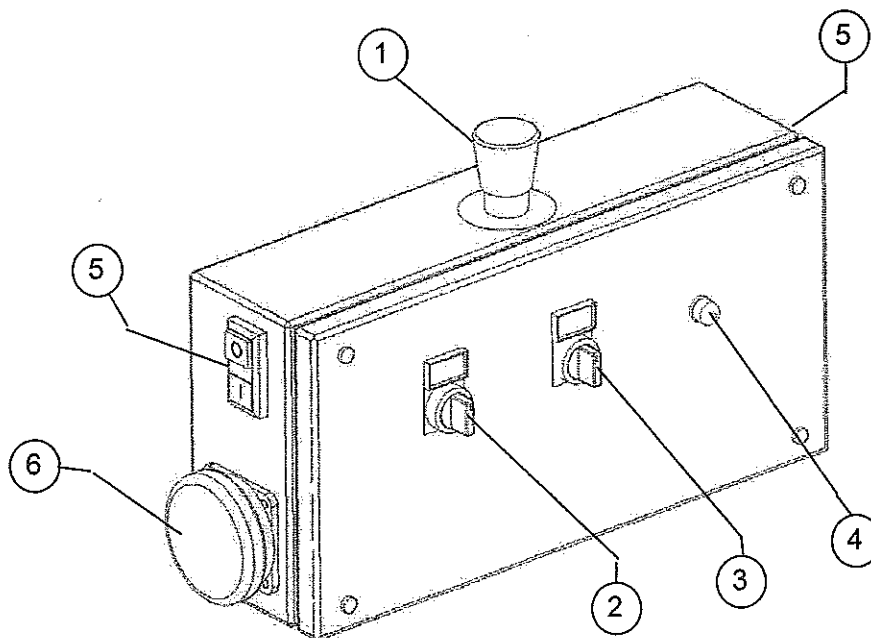
The cabinet of electric fittings is located between the two handles; it includes all electric and electronic devices necessary for the functioning and the control of the machine, and it can be accessed by opening the cover of the box (after removing the four screws).

Any intervention on this unit is only to be performed by personnel, who had been previously trained to this aim.

1.4.7 CONTROL DEVICES

All the control devices of the 101-ST system are situated in the switchboard panel of electric fittings, as you can see in *Errore. L'origine riferimento non è stata trovata.*

1. **Emergency pushbutton**; if it is pushed, it stops the power supply and stops therefore all devices. The button remains in the "button in" position. In order to make the system re-start possible, it is necessary to rotate the button clockwise.
2. **Main sectionalizing device of the equipment**: it operates at the same time as electric circuit switch and as mechanical block for the opening of the box of the switchboard panel of electric fittings. The opening of the switchboard panel of electric fittings automatically causes the circuit opening.
3. **Structure-inclination selector**: if it is rotated on the right, it causes the actuator to go up and the brush to be inclined outwards; if it is rotated on the left, it causes the brush to go back into its vertical position.
4. **RESET pushbutton** to remove the brush sliding block.
5. **Brush-handling push-button control stations**; they are situated on both sides of switchboard panel of electric fittings. The operator can easily reach them from his workstation. Pushbutton "1" makes the brush rotate, while pushbutton "0" makes it stop. Each of the two push-button stations operates on a different direction of rotation of the brush.
6. **Socket** for the connection of the power-supply cable.



Picture 5: SW 101-ST switchboard panel of electric fittings.



CAUTION: The electronic control stops the actuator from moving both outwards and inwards when it reaches the travel end; pulling the inclination button longer than necessary causes the security block to be started, which can be removed by using the RESET button situated on the switchboard panel of electric fittings.

1.4.8 DETERGENT UNIT

The use of a detergent increases the efficacy of the washing procedure.

The detergent system is carried out connecting the water hose to a injector which, by means of the Venturi effect, sucks in the detergent from the tank over the base. The worker in charge of the machine, by using the adjustment cock, can vary the dilution/watering of the detergent into the washing water.

This unit is made up of:


- Detergent tank;
- Injector;
- Adjustment valve of the detergent flow;

The washing procedure is finished by means of a rinsing phase with water only in order to remove detergent residues from the surfaces.

1.5 TECHNICAL FEATURES

The following table shows the main technical features of the two versions, whereas other data are mentioned at the end of this manual.


Brush Diameter	mm	1030
Base	mm	1050x1200
Pression water nozzles	bar	3-4
Water consumption (14 open nozzles)	L/min	30
Connection to the water mains (tube diameter)	mm	15
Brush revolutions	l/min	100
Brush inclination	degrees	12°
Feeding voltage-frequency	V	3X220/380-50
Max. absorbed power	kW	1,3



1.5.1 TECHNICAL FEATURES

The main specific features of the SPEEDY-WASH machines are listed in the following table; other features are listed at the end of this manual.

TECHNICAL FEATURES	<i>u.m.</i>	SW 101
Power supply		Electric 220/380 440V three ph. 220V single ph. 50/60Hz
Overall height with standard brush	cm	420
Washing effective height	cm	410
Capacity: detergent tank	L	50
Brush diameter	cm	103
Brush revolutions per minute	RPM	100
Brush inclination	gradi	12°
Inclination system power supply	-	electric 24V
All up weight	Kg	250
Tare weight	Kg	250
Base dimensions	cm	105x120
Output of brush engine	KW	1.1
Brush rotation device	-	electric



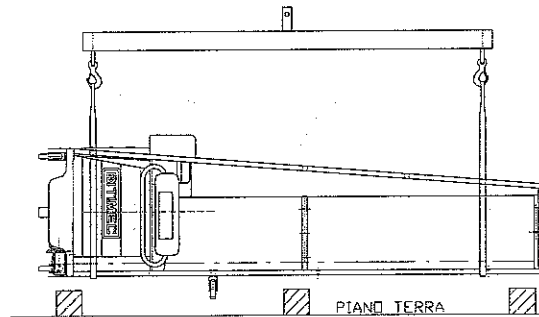
1.6 INSTALLATION**1.6.1 PACKAGING**

At the moment of delivery, we advise to check the integrity status of the plant and of its components. In case damage should be found, we advise our customers to immediately inform the forwarding agent.

They are delivered fully assembled, placed horizontally on pallets and/or export containers. The equipment and the possible accessories will be firmly anchored to the wrapping.

Unloading of the plant

Lift the machine from the package by slinging the various components with suitable belts, so that they are perfectly balanced (as you can see in *Picture 6*). The dimensions of the cables used for this purpose have to be suitable, in order to guarantee both the equilibrium and the stability of the machine.



Picture 6: Lifting of the equipment.

On the exterior of the packages/wrappings, in a visible position, there will be the CE marking and a indication (in case of a closed package) showing the location of the machine inside the package, the position of the barycentre and its gross and net weight.

If the package is made of wood, the disposal of it, according to the law applied by their country, will be to the buyers' charge.

Together with the system, the buyer will be given a user manual which contains all necessary information about adjustment and the routine maintenance of the plant.

Taken into consideration the dangers connected to lifting procedures, we advise you use skilled workers (such as crane operators, truck and slinging experts, etc.) and to consider the presence of a person charged of the necessary signalling to be indispensable during these procedures (see D. p. r. - 547/55 art.228).

1.6.2 ASSEMBLY OF THE PLANT

This equipment, as stated above, is delivered already assembled; sometimes, due to delivery requirements, it can be necessary to disassemble the tyres, the inclination slide and the drawing device of the overground line (when present).

The assembly of the above mentioned components, on the part of the customer, is particularly easy and therefore no special instructions are needed.

This equipment is not equipped with special blocking devices for the parts during transportation but, in case this should become necessary, BITIMEC will use suitable means to signal it.

This equipment does not require special protection against rust-inhibiting oils to be shipped, so no solvents are needed to remove it.

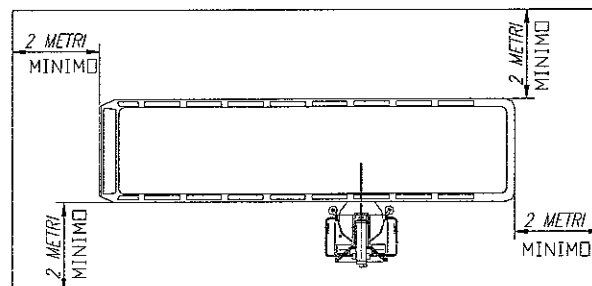
In case it would be necessary to ship this equipment disassembled, and this can only occur on the customer's demand and in special cases, please carefully follow the instructions mentioned below.

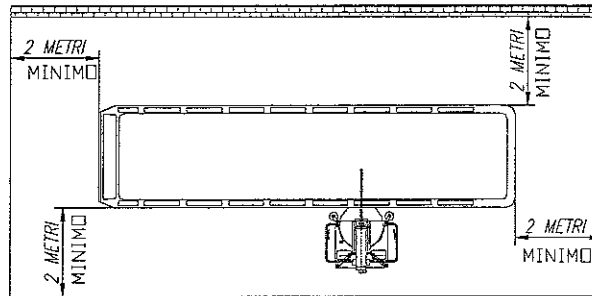
Assembly instructions:

1. Place the framework of the brush on a surface with the flat side in the lower position.
2. Assemble the tyres (in case they have not been already installed)
3. Mount the inclination unit of the brush, paying attention to check that when the slide is in, there are no interferences or frictions between the support of the brush shaft and the upper part of the brush frame.
4. Lift the equipment on the part of the inclination unit up to the necessary height in order to mount the drawing device of the overground supply line (when present).
5. Lift the equipment and position it in vertical location.
6. Mount the brush by inserting it at first on the upper shaft and then fixing it by means of special screws on the flange coming out of the base.

1.6.3 PLACE AND MIN. REQUIREMENTS FOR INSTALLATION

BITIMEC always supplies their buyers with all necessary information to favour a correct installation of the machine, and among other things it also supplies a lay-out showing the necessary requirements for the installation of this plant as regards the necessary space. It will be up to the buyer to prepare in a correct way all necessary requirements for installation.





The poles to support the overground line must be built according to such dimensions and shape that they can support a load of 5000 N performed by the drawing action of the steel cable during its working procedures and, consequently, the anchoring system of the supports, or possible other fixing systems for the cable, must be suitable for the above mentioned load.

The water mains supply must have a suitable water capacity and water pressure (see consumption in the table of technical features).

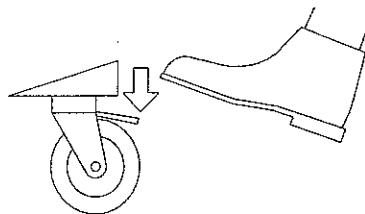
1.6.4 ENVIRONMENT WITH DEFLAGRATION RISKS

Any installation must be performed at a safety distance, according to legislation, in case it should occur close to petrol stations. – Safety standards for the construction and working procedures of garages and similar premises – Chapter 6 (connected services) - DM 20.11.81.

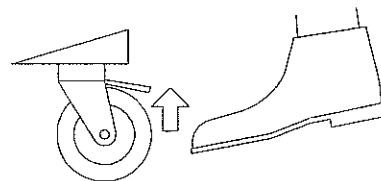
Bitimec declines all responsibility in case the user does not comply with legislation in force regarding the above mentioned fields.

1.6.5 PLANT STOP FOR NORMAL INACTIVITY


When the machine is not supervised it is necessary to avoid it to cause any damages to people or things. It must be parked in special areas only, far from public access and passage, on a levelled and solid ground, repaired against strong winds. As regards SPEEDY-WASH machines with worker on board (manned), the stop brake is automatic and it is connected by means of releasing the treadle accelerator. As regards other kinds of plants, one must always remember to block the wheel with stop-brake by lowering its corresponding lever. In order to unblock the brake, it is necessary to lift the lever (see *Picture 7 e Picture 8*).



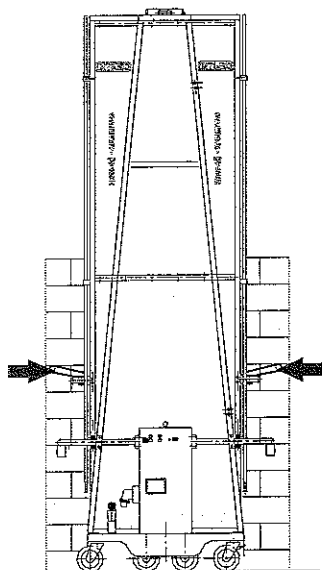
Picture 7: Blocking the wheel.



Picture 8: Unblocking the wheel.



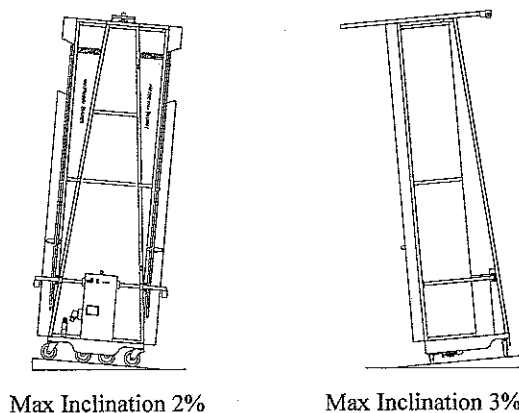
In case the parking area is outdoors, since it could be a windy area, the equipment must be anchored to solid connections by means of ropes or chains stretched through the support devices of the wheels as shown in this picture:



1.6.6 MOVEMENT FROM THE PARKING TO THE WORKING AREA

The transfer from the parking area to the working one and vice versa must be carried out when the brush is in vertical position, using the utmost care, paying attention to the conformation of the sliding surface (inclination, flatness, etc.) and to weather conditions (wind).

In case there is no wind, that is the least risky situation, do not cross surfaces with an inclination exceeding the values shown in the following chart:



Picture 9: Max. inclinations in order to use the model SW IECL/101.

In case of wind, the shown inclinations must be reduced at least by 50%. The ramp must be faced along the direction of the maximum inclination, never change directions or perform maneuvers when being on the ramps.



1.6.7 WINTER PRECAUTIONS

In the winter period, or whenever ambient temperature could decrease below zero, it is necessary to empty the water distribution system out.

Valves for water-supply adjustment as regards the nozzles will have to be open.

It is advisable to perform this procedure near discharge-water collection devices, in order to avoid spreading of water.

1.7 USE

1.7.1 POSITIONING OF THE VEHICLE TO BE WASHED

The vehicle to be washed must be positioned in the washing area by authorized staff having the necessary requirements to drive vehicles according to the legislation of the state of installation. The axis must be parallel to the overground supply line, and the necessary free room for the passage of the equipment around the vehicle must be left. Brakes must be applied to the vehicle, the motor must be turned off, windows and doors closed, no possible hooking points (for ex. profiles, coachwork elements) or protruding parts shall be present.

It is useful to perform a further external vehicle check before starting washing.

1.7.2 FIRST CHECK

Before starting with working procedures it is necessary to test:

- The correct positioning of the vehicle
- The connection to the electric and water supply systems
- Absence of obstacles on the working zone around the vehicle

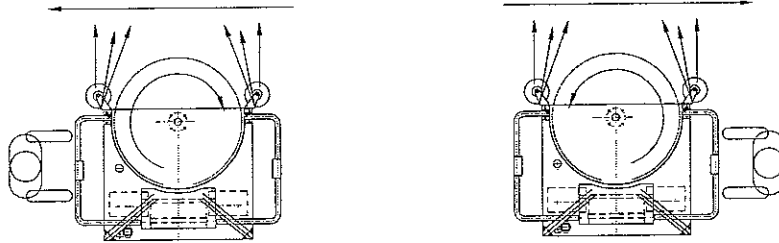
1.7.3 WORKING CYCLE

The working cycle includes the transfer of the equipment from the parking area to the washing area and the washing procedures of the vehicle, which must be positioned in a correct way as described. Acting on the handle, move the equipment towards the vehicle in the standard position for washing. Proceed with the utmost care, especially within areas with poor visibility. Once near the vehicle proceed by starting the machine.

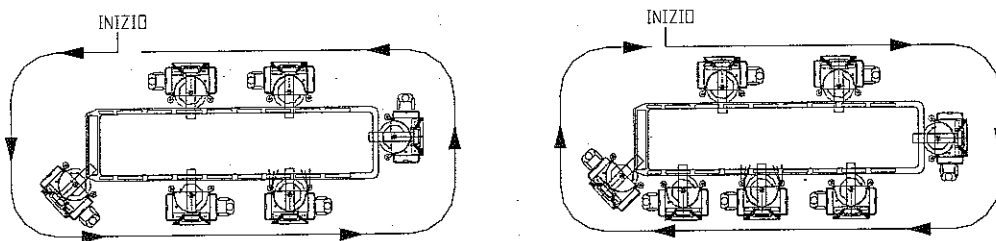
1.7.3.1 Stating the machine

Rotate the red mushroom-like emergency pushbutton so as to start it, rotate the selector for the supply of auxiliary circuits onto the ON position, prepare the water supply system connection, which can be controlled and adjusted by using the cocks; opening the cocks causes also the water to come out, in case the supply tubes are under pressure; then move to the desired control station (right or left one) and start the rotation of the brush, by acting on the pushbutton to start the washing procedures.

The equipment, supplied with water by means of the tubes, will be driven around the vehicle by the worker in charge of it. The movement of the equipment during working procedures is made easier by the movement of the rotating brush into the same direction of the movement of the equipment.



The movement must follow the scheme as shown in the pictures:
Start= inizio



- the washing procedures start after the use of the lever enabling the start of the brush.
- In case it would be necessary to carry out a second washing cycle, **one must work** into the opposite direction as compared to the previous one (see Picture).

The above mentioned procedures **must** be performed also in case of the washing procedure of a second vehicle, when the previous one was washed with one single passage.

The above mentioned procedures are necessary to avoid the water hose and the power supply cables to get twisted, which would cause their subsequent damage

- In case the equipment is endowed with a device to spread the detergent and the vehicle is particularly dirty, proceed as follows:
- Only open the cock corresponding to the side chosen by the worker in charge
- perform a first washing cycle with detergent and then, after stopping the delivery of detergent, proceed to wash with water only.

The washing procedure of the angled surfaces of the vehicles (front side, cabs, etc.) can be performed by adjusting the inclination of the brush to those surfaces, acting on the inclination pushbutton located on the switchboard panel of electric fittings.

Do not press the brush against the surface.

- The electronic control device for the driving engine of the inclination movement blocks the movement of the brush, both when moving forth and back, when the brush reaches its stroke end.

Once concluded the washing procedures, bring the brush back into its vertical position in order to allow a greater stability of the equipment, and to this aim we advise you to anchor the equipment during the parking period so as to protect it against possible tilting in case of shocks / wind.

1.8 CERTIFICATIONS – NORMS

This chapter underlines the applied technical norms, certifications and emissions of the plant.

1.8.1 APPLIED TECHNICAL NORMS

During planning procedures the following Technical Standards were taken into account, with which this equipment complies:

A - Provisions of the Law

DL - 19-9-1994 - n. 626	Enforcement of 89/391/EEC, 89/654/ EEC, 89/655/ EEC, 89/656/ EEC, 90/269/ EEC, 90/270/ EEC, 90/394/ EEC, 90/679/EEC directives regarding the improvement of safety and health conditions of workers within the working place.
DPR - 27-4-1955 - n. 547	Regulations on the prevention of accidents at the workplace.
DPR - 24-5-1988 - n. 224	Objective responsibility for faulty products
DL - 12-8-1991 - n. 277	Enforcement of EEC n. 80/605 - 83/477 - 86/188 -88/642 directives as regards risks originated by exposure to chemicals, physical and biological agents, during working hours complying with art. 7 of the Law dated 30 July 1990 n. 212
DL - 4-12-1992 - n. 476	Enforcement of EEC directive n. 89/336 regarding electromagnetic compatibility (EMC)

B - National and International Legislation

- EEC directive n. 85/374	Responsibility for damages caused by faulty products
- EEC directive n. 89/392	- Machines Directive
- EEC directive n. 91/368	- Amendment of directive 89/392
- EEC directive n. 93/44	- Amendment of directive 89/392
- EEC directive n. 93/68	- Amendment of directive 89/392
- EEC directive n. 73/23	- Low Voltage (DBT)
- EEC directive n. 89/336	- Electromagnetic compatibility (EMC)


C - Uniformed Norms - Plans for Uniformed Norms -National Technical Norms

By Uniformed Norms we mean those CEN – CENELEC technical norms whose references were already printed in the EEC Official Gazette.

By Plans for Norms we on the contrary mean those technical norms at A-B-C levels, which are being finalized by technical committees: “TC 114 – Safety of Machinery” and “TC 122 – Ergonomy” by CEN.

CENT/TC - 114 - Ref. EN 292-1992

Safety of Machinery – Fundamental concepts: general planning principles
Part I - Basic methodological terminology (EN 292-1)





Part II - Technical details and principles (EN 292-2)
CENT/TC - 114 - Ref. EN 294-1992

Safety of Machinery - Safety distance in order to avoid reaching dangerous areas with the upper limbs.

CENT/TC - Ref. EN 349-1993

Safety of Machinery - Minimum space to avoid the crushing of parts of the human body

CENT/TC - 114 - Ref. EN 418/1992

Safety of Machinery - Emergency stop devices; functional aspects.- Planning principles.

CENELEC - Ref. 60204-I

Safety of Machinery: Electric fittings installed on the machines
I Part - General Requirements

1.8.2 CERTIFICATIONS OF THE MACHINE AND OF ITS COMPONENTS

The products of the components employed in this plant have the following features:


- Supplied by selected producers, controlled according to provisions by UNI-EN-ISO-9001 Norms.
- Marked and provided with conformity certificates issued by manufacturers in order to prove compliance with norms.
- The planning and manufacturing processes are carried out within the factory, according to UNI-EN-ISO-9001 norms.

1.8.3 NOISE

Noise measurements of this equipment have been performed during working movement procedures of the plant, during the washing phase, in the working position at a height of 1,6m above ground level. These measurements found values lower than 70 dBa.

1.8.4 VIBRATIONS

The operator walks in front of the plant holding in his/her hands the control handle. The components do not release vibrations either to the structure or to the bar, the operator is not subject to dangerous vibrations.





1.9 SAFETY

This equipment, so as it will be delivered, does not involve any risk for workers during normal working procedures. The working and control area is in fact completely protected against all possible risks, which can be foreseen, and it sure enough complies with the safety criteria required by norms, since it does not allow any access to dangerous areas due to the presence of mechanical or electric gears.

The following chapter will supply some general and specific information on safety. The buyer is responsible for any procedure being carried out without observing the instructions of this chapter and those included in other parts of this Manual. For this reason the buyer will have to inform the workers in charge of the washing procedures about all contents of this manual.

1.9.1 GENERAL INFORMATION

The worker in charge of the washing process does not need to be particularly specialized but **he/she must only be trained to use this plant** by using the control devices for the washing procedure of vehicles.

Standard and extraordinary maintenance procedures must be solely performed by:

- a specialized mechanical maintenance man for procedures to be performed on mechanical gears
- electricians and staff specialized in electronics as regards the electric and electronic devices

Any professional worker working with this equipment must know this manual, all warnings, considerations and instructions regarding safety described in it, in detail.

If this is not the case BITIMEC declines all responsibility caused by a lack of observance of the above mentioned conditions.

This equipment, as it is delivered, is set to work under safety conditions for the worker in charge of it; any change of the safety systems or working systems and an improper use will cause the cancellation of the guarantee and for this reason all responsibility shall be given to the user.


1.9.2 NON STANDARD USE - MISUSE

Misuse and/or incorrect use consist in:

- tampering with safety devices (protection devices – case etc.)
- using the structure as a support during maintenance and/or washing procedures
- doing maintenance procedures when the plant is not under safety conditions
- transporting people and/or objects within the cab or anyway on the equipment.

Lack of observance of these conditions will cause the cancellation of the guarantee and the user will therefore have full responsibility for consequences.

Any change of the plant and/or installation, of parts and/or accessories altering the initial safety conditions, will cause the cancellation of the guarantee and the user will therefore have the full responsibility for the consequences of these actions.



1.9.3 SAFE WORKING AND CONTROL AREAS

This plant was planned to allow an easy control over all functions regarding normal working conditions.

The working position of the operator is so planned as to allow:

- perfect vision
- safety and protection against all risks which can be foreseen

The control and driving unit is located in such a place as to ensure the maximum control and an easy use of devices so as to grant at the same time a quick intervention in case of emergencies and/or anomalies.

1.9.4 PROTECTION DEVICES

89/392 NORM stated the definitions for the following terms:

- Dangerous Area: Any area within or near the machine, which could turn out to be dangerous for persons;
- Person Subject To Exposure: Any person being within or on one side of a dangerous area;
- Operator-Worker In Charge: The person in charge of installing, using, adjusting, performing maintenance, cleaning, repairing the plant;

This plant is initially equipped with all necessary protection systems so as to work under safety conditions. Description of BITIMEC's systems with details on safety protection devices:

Working Position

This potentially dangerous area is protected thanks to:

- Plant surface functioning as protection barrier as regards the motor-joint unit
- Suitable engine for outdoors working procedures, with IP55 protection.
- Closed command switchboard panel.
- Brush bristles fixed so as to be able to disconnect themselves from the rotating shaft, in case of exceeding load due to hooking with possible protruding parts / and/ or grips of various kind
- Protection glassfibre bulkhead.
- the surface of the brush is raised above ground level so as to avoid any hooking of lower limbs in case of fall and so as to avoid reaching the area of the rotating brush
- Connection chain of the structure with the hose-holding device as to avoid a fall in case of tilting
- Emergency stop device by means of a red pushbutton with a large surface enabling its use.
- Another potentially dangerous area is within the working area of the brush, which is encircled by a glassfibre protection device.

Any incorrect deliberate use, as when removing the case or any safety system in general, causes the cancellation of the guarantee and the buyer has therefore the full responsibility as regards any consequence.



1.10 REMAINING RISKS

This equipment is supplied with all necessary safety systems so that the operator can work under max. safety conditions.

Under normal correct use conditions, this plant does not involve any environmental contamination risks, but it is necessary to remember that the use of detergent means and/or the washing procedures of vehicles with a layer of special material (oils etc.) can cause contamination dangers; it will be therefore necessary to treat any residual reflux according to legislation of the Country of installation.

In these cases it is up to the buyer to adapt and to comply with Norms in force within the user's country, regarding the worker's protection and/or the environmental safeguard.

Risks for the operator are mainly due to:

- reduced dimensions of the working area turning out to be too small and therefore causing risks of entrapment between the equipment and the fixed surfaces
 - dirty and greasy walking surface, which could turn out to be slippery
 - Misuse of the plant and/or tampering with safety devices
 - Staff do not wear safety and non-slip shoes
- lack of use of individual protection devices during maintenance and lubrication procedures

It is therefore necessary to:

- wash the walking surface after any washing procedure
- use individual protection devices (gloves, anti-slip shoes, headphones against noise)
- follow all warnings mentioned in this manual
- follow all warnings and instructions shown on the signalling plates

A series of plates are located on the plant in order to warn about possible risks, even if this possible dangerous areas are protected by suitable protection devices.

The removal of protection devices causes the cancellation of the guarantee and therefore the buyer will have full responsibility for any danger which could occur and / or be caused.

The warning and information plates, located on the plant, have an important function because they warn people about existing dangers in the areas and they show the function of each device.

Plates must be replaced in case of damage

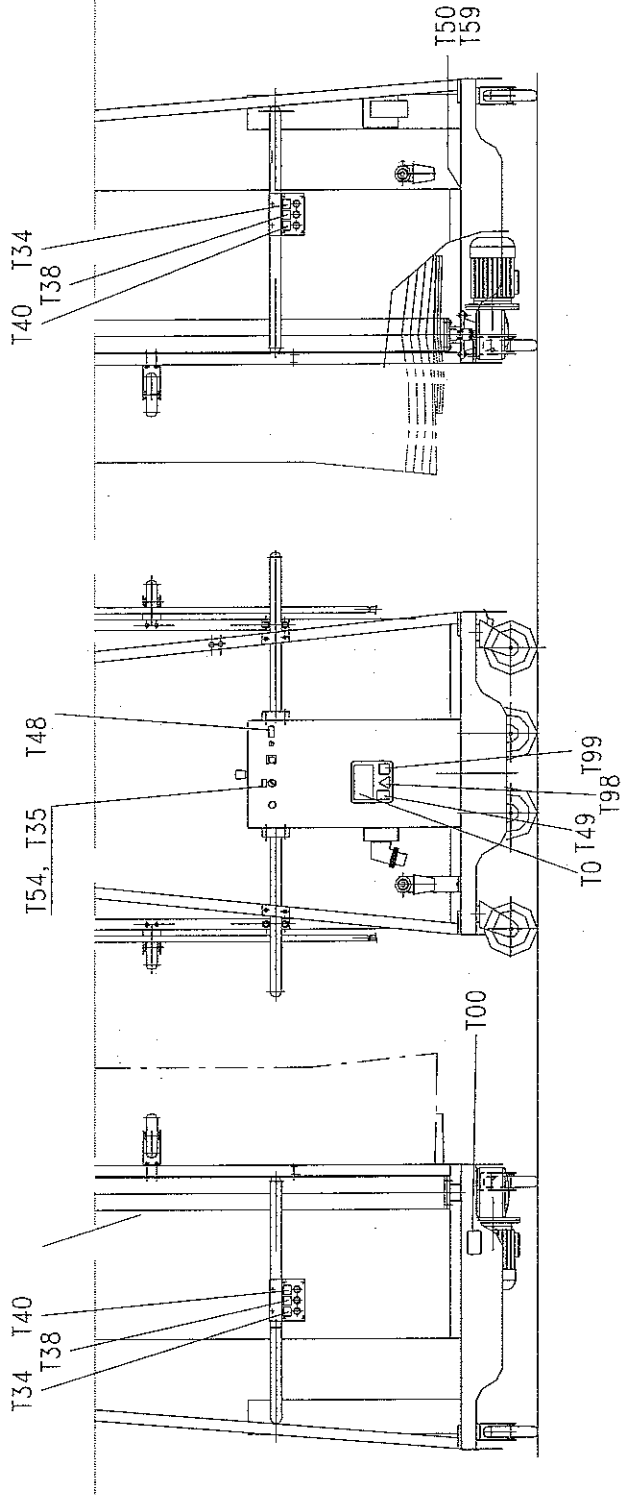
1.10.1 PLATES

The following picture shows the position of all plates (warning and signalling plates) which are installed on the machine.

T00 plate is the identification plate and it is shown in *Picture 1*.

The removal of warning plates with safety function is forbidden. The non-observance of this norm will cause the cancellation of the guarantee and the full responsibility on the part of the buyer.





Picture 10: Position of the plates on the SW IECL/101 model.

- Plates regarding functions: These plates use suitable symbols to make people aware of the function of the device they are working with or they are near to.

T32		It signals the idle run position and the directions towards which the lever can be moved in order to select the desired direction of working. The direction is shown by the arrow
T34		A pressure of the pushbutton near the plate causes the stop of the brush
T35		The rotation of the selector near the plate on the ON side connects the control devices to the mains power supply whereas on the OFF side, disconnects them
T38		The pressure of the pushbutton near the plate controls the rotation of the brush
T40		The rotation of the selector near the plate on one or the other side causes the movement of the brush to be orientated into the direction shown by the arrow
T48		A pressure on the pushbutton near the plate will make it possible to move the brush again
T54		Opening and adjustment cocks for water jets and on the selected side
T92		The pressure on the pushbutton located near the plate will control the rotation of the brush
T93		The pressure on the pushbutton located near the plate will control the movement of the brush
T94		The pressure on the pushbutton located near the plate will control the acoustic warning device
T95		The pressure on the pushbutton located near the plate will control the water supply
T97		The pressure on the pushbutton located near the plate will control the delivery of detergent

- Information plates on the devices: they give information about the position of one particular device.

T6		Water pump
T8		Refilling of motor oil
T9		Water tank refilling Cap
T13		Connection point for lifting procedures
T10		Hydraulic oil filter
T14		Refuelling
T15		Hydraulic oil filling
T50		Opening valve for water jets and the selected side
T52		Water tank emptying-out Cap
T53		Water tank level
T57		Plug for batteries recharge procedures
T59		Position of the connection device for the connection of the water pipe



1.11 MAINTENANCE

1.11.1 GENERAL SPECIFICATIONS

A suitable maintenance is a deciding factor for a longer durability of the plant because it enables the best functioning and performance conditions.

To this aim a series of controls and maintenance procedures listed in the chapter cleaning and maintenance was planned.

Among the documents delivered are the manual of the battery charger, of the engine and of the generator, which have to be used as a reference for the maintenance of the same.

Warnings: It is advisable to use **original spare parts**, the only ones offering the same quality guarantee as the components initially installed on this machine.

Before any maintenance or repair procedure it is necessary to carry out a careful cleaning of the plant.

During maintenance procedures it is unavoidable to come into contact with grease or lubrication means, for this reason it is necessary to use suitable individual protection devices.

CAUTION! All maintenance procedures on mechanical parts and on the electric equipment must be performed by specialized staff when the plant is under safety conditions.

Any necessary maintenance procedure must be only performed when the plant is in maintenance status so as to grant safety.

In order to ensure this condition, the status of the plant must be changed from working mode into voluntary stop mode and it is necessary to disconnect the plant from the mains power supply by means of 1 selector with key and to block the base as to avoid uncontrolled movements.

In order to reach the higher parts it is necessary to have a suitable scaffolding or movable bridge which can be extended.

How to put the plant under safety conditions: this plant must be turned off and left in the position of voluntary stop, by eventually blocking the base by means of wedges or other tools so that no uncontrolled movements can occur. Stop the electric power supply of the control devices.

In order to reach the upper parts it is necessary to prepare a suitable scaffolding or an extensible mobile bridge.


One must take all precautionary measures against a possible fall from a height and one has to take care so that nobody stands or passes by under the working area.

1.11.2 LUBRIFICATION

Only the plant lubrication procedures listed in the table below must be performed: it is compulsory to respect their frequency and the clarifying notes.

PROCEDURE	FREQUENCY	150 HOURS
Upper skates of the slide		◇
Screw for the movement of the brush		◇
Coupling axis of the brush with the slide		◇

Greasing procedures can be performed with a paintbrush:





- Upper skates of the brush-holding slide: grease the sliding zone with the box (if present),
- Screw for the movement of the brush; this can be done from the opposite side of the machine as compared to the brush and from the lower side of the slide
- In order to allow the greasing of the coupling axis of the brush with the brush-holding, the brush must be located in an angled position.

Use water-repellent grease. We suggest the following types:

Persian oil LBT2
CH/NFS

water-repellent
water-repellent

Q8
ROL OIL

1.11.3 CLEANING AND MAINTENANCE

This machine was planned to reduce maintenance procedures to the minimum. For a correct functioning and a long durability, we suggest to perform the following easy procedures within the mentioned terms.

PLANT MAINTENANCE

PROCEDURE	FREQUENCY				
	10 HOURS	50 HOURS	150 HOURS	300 HOURS	600 HOURS
Check of integrity and cleanliness of the brush	◇				
Check of integrity of water-supply hoses	◇				
Check of orientation and jet of the nozzles	◇				
Cleaning of the filter for hose-supply system of sprayers		◇			
Cleaning of the filter for water supply to the plant		◇			
Cleaning of the detergent filter		◇			
Check of water leaks from connections and joints	◇				
Check of the efficiency of the blocking brake for the wheels		◇			
Control of the movement of the inclination slide of the brush			◇		
Check of the wear of the snake slide				◇	
Check of the wear of the rubber band of the wheels					◇

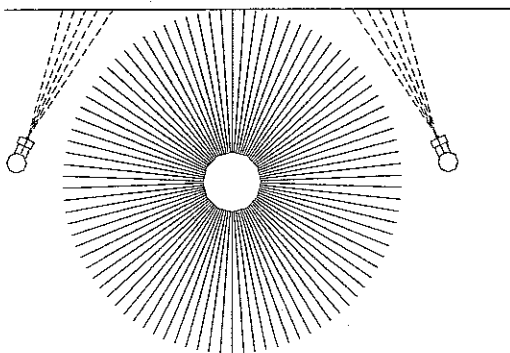
Note

In the winter period and whenever a risk of frost in the water should occur, the system must be emptied out of water by means of a special cock and the quick-connection devices to the tubes must be disconnected.



Control of the brush nozzles

- Check the position of the nozzles, the direction of the jets must be the one shown below



Check and clean the filter located upstream of every nozzle-holding hose system. The filter is installed between the tubes and the supply connection device of the tubes;

Check and clean the filter located upstream of the pump of the detergent, located on the pump under the base.

The length of the bristles of the brush must be between 350 and 450 mm, they must be replaced whenever necessary. For the replacement: unscrew the 4 (four) screws of the lower flange of the brush, then remove it from the upper shaft by moving it downwards. The small spindle will remain on the upper support and will have to be inserted into the new brush: to install the new brush follow the instructions according to the opposite order.

The check of the control cable of the brush can be performed by opening the switchboard panel for electric fittings and testing its status and correct adjustment.

**BITIMEC S.R.L. TECHNICAL STAFF IS AT YOUR DISPOSAL FOR ANY INFORMATION
YOU COULD NEED, AND WHICH IS NOT INCLUDED IN THIS MANUAL**





1.11.4 DETECTION OF BREAKDOWNS

The following tables offer information on the main inconveniences which could occur when using this plant and suggest the most frequent causes which could have originated them. They can be useful as a support for breakdown detection.

PLANT INCONVENIENCES:

POSSIBLE CAUSE	IT DOES NOT START	LACK OF WATER TO THE NOZZLES	BRUSH DOES NOT FOLLOW INCLINATION	POOR QUALITY WASHING PERFORMANCE	VIBRATION OF THE BRUSH
Pressed emergency pushbutton	◇		◇		
Selector in 0 position	◇		◇		
Disconnected network fuses	◇		◇		
Disconnected electric cable	◇		◇		
Breakdown of the electric system	◇		◇		
Connection to water system disconnected		◇			
Filter of the supply-hoses of the nozzles is clogged		◇		◇	
Filter of the tubes for water supply of the plant		◇		◇	
Breakdown of hoses		◇			
Cock is closed or not fully open		◇		◇	
Clogged nozzles		◇		◇	
Incorrect orientation of nozzles				◇	
Wear of the brush				◇	
Failure of the slide engine			◇		
Damaged container of the slide			◇		◇
Guiding devices of the slide are not greased			◇		◇
Worn guiding devices of the slide					◇
Worn Female Screw			◇		◇





1.11.5 SPARE-PARTS ORDER

We kindly advise you to only use original spare parts.

In case the use of non-original spare parts is detected, our Company does not take any responsibility and deems the guarantee terms as cancelled.

Spare-parts order must be sent to the following address:

BITIMEC s.r.l.

Via Rona di Sopra 139/g/h,

50066 REGGELLO

FIRENZE (ITALY)

TEL: 0039/055 8635760 0039/055 8635758


E-MAIL: Bitimec@Bitimec.it

In order to single out the needed spare part it is necessary to refer to the enclosed tables and to inform our office about the following data:

1. Model of the machine;
2. Registration number of the machine;
3. Number of the drawing;
4. Number of the part to be ordered;
5. Desired quantity

For any maintenance or revision or repair procedure not included in this "Use and maintenance manual", the manufacturer invites you to contact your local distributor or authorized sales agent.

We are willing and interested in a long and profitable relationship between our company and our customers for both parties. To this aim our company is always at your disposal for cooperation and possible information or enquiry have to be addressed to our company.



State of West Virginia

VENDOR PREFERENCE CERTIFICATE

N/A

Certification and application* is hereby made for Preference in accordance with West Virginia Code, §5A-3-37. (Does not apply to construction contracts). West Virginia Code, §5A-3-37, provides an opportunity for qualifying vendors to request (at the time of bid) preference for their residency status. Such preference is an evaluation method only and will be applied only to the cost bid in accordance with the West Virginia Code. This certificate for application is to be used to request such preference. The Purchasing Division will make the determination of the Resident Vendor Preference, if applicable.

- 1. Application is made for 2.5% resident vendor preference for the reason checked: Bidder is an individual resident vendor and has resided continuously in West Virginia for four (4) years immediately preceding the date of this certification; or, Bidder is a partnership, association or corporation resident vendor and has maintained its headquarters or principal place of business continuously in West Virginia for four (4) years immediately preceding the date of this certification; or 80% of the ownership interest of Bidder is held by another individual, partnership, association or corporation resident vendor who has maintained its headquarters or principal place of business continuously in West Virginia for four (4) years immediately preceding the date of this certification; or, Bidder is a nonresident vendor which has an affiliate or subsidiary which employs a minimum of one hundred state residents and which has maintained its headquarters or principal place of business within West Virginia continuously for the four (4) years immediately preceding the date of this certification; or,
2. Application is made for 2.5% resident vendor preference for the reason checked: Bidder is a resident vendor who certifies that, during the life of the contract, on average at least 75% of the employees working on the project being bid are residents of West Virginia who have resided in the state continuously for the two years immediately preceding submission of this bid; or,
3. Application is made for 2.5% resident vendor preference for the reason checked: Bidder is a nonresident vendor employing a minimum of one hundred state residents or is a nonresident vendor with an affiliate or subsidiary which maintains its headquarters or principal place of business within West Virginia employing a minimum of one hundred state residents who certifies that, during the life of the contract, on average at least 75% of the employees or Bidder's affiliate's or subsidiary's employees are residents of West Virginia who have resided in the state continuously for the two years immediately preceding submission of this bid; or,
4. Application is made for 5% resident vendor preference for the reason checked: Bidder meets either the requirement of both subdivisions (1) and (2) or subdivision (1) and (3) as stated above; or,
5. Application is made for 3.5% resident vendor preference who is a veteran for the reason checked: Bidder is an individual resident vendor who is a veteran of the United States armed forces, the reserves or the National Guard and has resided in West Virginia continuously for the four years immediately preceding the date on which the bid is submitted; or,
6. Application is made for 3.5% resident vendor preference who is a veteran for the reason checked: Bidder is a resident vendor who is a veteran of the United States armed forces, the reserves or the National Guard, if, for purposes of producing or distributing the commodities or completing the project which is the subject of the vendor's bid and continuously over the entire term of the project, on average at least seventy-five percent of the vendor's employees are residents of West Virginia who have resided in the state continuously for the two immediately preceding years.

Bidder understands if the Secretary of Revenue determines that a Bidder receiving preference has failed to continue to meet the requirements for such preference, the Secretary may order the Director of Purchasing to: (a) reject the bid; or (b) assess a penalty against such Bidder in an amount not to exceed 5% of the bid amount and that such penalty will be paid to the contracting agency or deducted from any unpaid balance on the contract or purchase order.

By submission of this certificate, Bidder agrees to disclose any reasonably requested information to the Purchasing Division and authorizes the Department of Revenue to disclose to the Director of Purchasing appropriate information verifying that Bidder has paid the required business taxes, provided that such information does not contain the amounts of taxes paid nor any other information deemed by the Tax Commissioner to be confidential.

Under penalty of law for false swearing (West Virginia Code, §61-5-3), Bidder hereby certifies that this certificate is true and accurate in all respects; and that if a contract is issued to Bidder and if anything contained within this certificate changes during the term of the contract, Bidder will notify the Purchasing Division in writing immediately.

MUNCIE RECLAMATION AND SUPPLY
Bidder: DBA MUNCIE TRANSIT SUPPLY

Signed: [Signature]

Date: NOVEMBER 4, 2009

Title: DIRECTOR OF OPERATIONS

*Check any combination of preference consideration(s) indicated above, which you are entitled to receive.



STATE OF WEST VIRGINIA
Purchasing Division**PURCHASING AFFIDAVIT****VENDOR OWING A DEBT TO THE STATE:**

West Virginia Code §5A-3-10a provides that: No contract or renewal of any contract may be awarded by the state or any of its political subdivisions to any vendor or prospective vendor when the vendor or prospective vendor or a related party to the vendor or prospective vendor is a debtor and the debt owed is an amount greater than one thousand dollars in the aggregate.

PUBLIC IMPROVEMENT CONTRACTS & DRUG-FREE WORKPLACE ACT:

If this is a solicitation for a public improvement construction contract, the vendor, by its signature below, affirms that it has a written plan for a drug-free workplace policy in compliance with Article 1D, Chapter 21 of the *West Virginia Code*. The vendor **must** make said affirmation with its bid submission. Further, public improvement construction contract may not be awarded to a vendor who does not have a written plan for a drug-free workplace policy in compliance with Article 1D, Chapter 21 of the *West Virginia Code* and who has not submitted that plan to the appropriate contracting authority in timely fashion. For a vendor who is a subcontractor, compliance with Section 5, Article 1D, Chapter 21 of the *West Virginia Code* may take place before their work on the public improvement is begun.

ANTITRUST:

In submitting a bid to any agency for the state of West Virginia, the bidder offers and agrees that if the bid is accepted the bidder will convey, sell, assign or transfer to the state of West Virginia all rights, title and interest in and to all causes of action it may now or hereafter acquire under the antitrust laws of the United States and the state of West Virginia for price fixing and/or unreasonable restraints of trade relating to the particular commodities or services purchased or acquired by the state of West Virginia. Such assignment shall be made and become effective at the time the purchasing agency tenders the initial payment to the bidder.

I certify that this bid is made without prior understanding, agreement, or connection with any corporation, firm, limited liability company, partnership or person or entity submitting a bid for the same materials, supplies, equipment or services and is in all respects fair and without collusion or fraud. I further certify that I am authorized to sign the certification on behalf of the bidder or this bid.

LICENSING:


Vendors must be licensed and in good standing in accordance with any and all state and local laws and requirements by any state or local agency of West Virginia, including, but not limited to, the West Virginia Secretary of State's Office, the West Virginia Tax Department, West Virginia Insurance Commission, or any other state agencies or political subdivision. Furthermore, the vendor must provide all necessary releases to obtain information to enable the Director or spending unit to verify that the vendor is licensed and in good standing with the above entities.

CONFIDENTIALITY:

The vendor agrees that he or she will not disclose to anyone, directly or indirectly, any such personally identifiable information or other confidential information gained from the agency, unless the individual who is the subject of the information consents to the disclosure in writing or the disclosure is made pursuant to the agency's policies, procedures and rules. Vendor further agrees to comply with the Confidentiality Policies and Information Security Accountability Requirements, set forth in <http://www.state.wv.us/admin/purchase/privacy/noticeConfidentiality.pdf>.

Under penalty of law for false swearing (*West Virginia Code* §61-5-3), it is hereby certified that the vendor affirms and acknowledges the information in this affidavit and is in compliance with the requirements as stated.

Vendor's Name: MUNCIE RECLAMATION AND SUPPLY DBA MUNCIE TRANSIT SUPPLY

Authorized Signature:  Date: NOVEMBER 4, 2009