



**State of West Virginia
Department of Administration
Purchasing Division**

NOTICE

Due to the size of this bid, it was impractical to scan every page for online viewing. We have made an attempt to scan and publish all pertinent bid information. However, it is important to note that some pages were necessarily omitted.

If you would like to review the bid in its entirety, please contact the buyer. Thank you.



State of West Virginia
 Department of Administration
 Purchasing Division
 2019 Washington Street East
 Post Office Box 50130
 Charleston, WV 25305-0130

Request for Quotation

RFQ NUMBER
DNR209186

PAGE
1

ADDRESS CORRESPONDENCE TO ATTENTION OF:
FRANK WHITTAKER
304-558-2316

RFQ COPY

TYPE NAME/ADDRESS HERE

**VIRGINIA PLAYGROUND SERVICES
 AND LTC PLAYPOWER FARMINGTON
 14276 RIVERSIDE DR
 ASHLAND, VA 23005**

DIVISION OF NATURAL RESOURCES
 VALLEY FALLS STATE PARK
 ATTN: PARK SUPERINTENDENT
 ROUTE 6, BOX 244
 FAIRMONT, WV 26554 363-3319

DATE PRINTED	TERMS OF SALE	SHIP VIA	F.O.B.	FREIGHT TERMS
06/04/2009				

BID OPENING DATE: **07/14/2009** BID OPENING TIME: **01:30PM**

LINE	QUANTITY	UOP	CAT NO.	ITEM NUMBER	UNIT PRICE	AMOUNT
0001	1	LS		650-38		\$58,318⁰⁰
<p>PLAYGROUND EQUIPMENT (NOT OTHERWISE CLASSIFIED)</p> <p>THE WEST VIRGINIA PURCHASING DIVISION, FOR THE AGENCY. THE WEST VIRGINIA DIVISION OF NATURAL RESOURCES, IS SOLICITING BIDS FROM RESPONSIBLE VENDORS TO PROVIDE PLAYGROUND EQUIPMENT TO VALLEY FALLS STATE PARK.</p> <p>A MANDATORY PRE-BID MEETING WILL BE HELD 06/16/09 AT 1:00 PM AT THE VALLEY FALLS STATE PARK OFFICE. FAILURE TO ATTEND THE MANDATORY PRE-BID MEETING WILL RESULT IN BID DISQUALIFICATION. AN INDIVIDUAL MAY NOT REPRESENT MORE THAN ONE VENDOR AT THE PRE-BID MEETING.</p> <p>TECHNICAL QUESTIONS MUST BE SUBMITTED IN WRITING TO FRANK WHITTAKER IN THE PURCHASING DIVISION VIA FAX AT 304-558-4115 OR VIA EMAIL AT FRANK.M.WHITTAKER@WV.GOV DEADLINE FOR TECHNICAL QUESTIONS IS 06/19/09 @ 4:30 PM. RESPONSE TO TECHNICAL QUESTIONS WILL BE ISSUED BY ADDENDUM AFTER THE DEADLINE.</p> <p>EXHIBIT 5</p> <p>WEST VIRGINIA CODE 21-1D-5 PROVIDES THAT: ANY SOLICITATION FOR A PUBLIC IMPROVEMENT CONSTRUCTION CONTRACT REQUIRES EACH VENDOR THAT SUBMITS A BID FOR THE WORK TO SUBMIT AT THE SAME TIME AN AFFIDAVIT OF COMPLIANCE WITH THE BID. THE ENCLOSED DRUG-FREE WORKPLACE AFFIDAVIT</p>						

RECEIVED

2009 JUL 22 A 10:08

PURCHASING DIVISION
 STATE OF WV

SEE REVERSE SIDE FOR TERMS AND CONDITIONS

SIGNATURE: **James Beuchet - AGENT** TELEPHONE: **2042492158** DATE: **7-20-09**

TITLE: **AGENT** FEIN: **20-4869478** ADDRESS CHANGES TO BE NOTED ABOVE

WHEN RESPONDING TO RFQ, INSERT NAME AND ADDRESS IN SPACE ABOVE LABELED 'VENDOR'

**GENERAL TERMS & CONDITIONS
REQUEST FOR QUOTATION (RFQ) AND REQUEST FOR PROPOSAL (RFP)**

1. Awards will be made in the best interest of the State of West Virginia.
2. The State may accept or reject in part, or in whole, any bid.
3. All quotations are governed by the *West Virginia Code* and the *Legislative Rules* of the Purchasing Division.
4. Prior to any award, the apparent successful vendor must be properly registered with the Purchasing Division and have paid the required \$125 fee.
5. All services performed or goods delivered under State Purchase Order/Contracts are to be continued for the term of the Purchase Order/Contracts, contingent upon funds being appropriated by the Legislature or otherwise being made available. In the event funds are not appropriated or otherwise available for these services or goods, this Purchase Order/Contract becomes void and of no effect after June 30.
6. Payment may only be made after the delivery and acceptance of goods or services.
7. Interest may be paid for late payment in accordance with the *West Virginia Code*.
8. Vendor preference will be granted upon written request in accordance with the *West Virginia Code*.
9. The State of West Virginia is exempt from federal and state taxes and will not pay or reimburse such taxes.
10. The Director of Purchasing may cancel any Purchase Order/Contract upon 30 days written notice to the seller.
11. The laws of the State of West Virginia and the *Legislative Rules* of the Purchasing Division shall govern all rights and duties under the Contract, including without limitation the validity of this Purchase Order/Contract.
12. Any reference to automatic renewal is hereby deleted. The Contract may be renewed only upon mutual written agreement of the parties.
13. **BANKRUPTCY:** In the event the vendor/contractor files for bankruptcy protection, this Contract may be deemed null and void, and terminated without further order.
14. **HIPAA BUSINESS ASSOCIATE ADDENDUM:** The West Virginia State Government HIPAA Business Associate Addendum (BAA), approved by the Attorney General, and available online at the Purchasing Division's web site (<http://www.state.wv.us/admin/purchase/vrc/hipaa.htm>) is hereby made part of the agreement. Provided that, the Agency meets the definition of a Cover Entity (45 CFR §160.103) and will be disclosing Protected Health Information (45 CFR §160.103) to the vendor.
15. **WEST VIRGINIA ALCOHOL & DRUG-FREE WORKPLACE ACT:** If this Contract constitutes a public improvement construction contract as set forth in Article 1D, Chapter 21 of the West Virginia Code ("The West Virginia Alcohol and Drug-Free Workplace Act"), then the following language shall hereby become part of this Contract: "The contractor and its subcontractors shall implement and maintain a written drug-free workplace policy in compliance with the West Virginia Alcohol and Drug-Free Workplace Act, as set forth in Article 1D, Chapter 21 of the West Virginia Code. The contractor and its subcontractors shall provide a sworn statement in writing, under the penalties of perjury, that they maintain a valid drug-free work place policy in compliance with the West Virginia and Drug-Free Workplace Act. It is understood and agreed that this Contract shall be cancelled by the awarding authority if the Contractor: 1) Fails to implement its drug-free workplace policy; 2) Fails to provide information regarding implementation of the contractor's drug-free workplace policy at the request of the public authority; or 3) Provides to the public authority false information regarding the contractor's drug-free workplace policy."

INSTRUCTIONS TO BIDDERS

1. Use the quotation forms provided by the Purchasing Division.
2. **SPECIFICATIONS:** Items offered must be in compliance with the specifications. Any deviation from the specifications must be clearly indicated by the bidder. Alternates offered by the bidder as **EQUAL** to the specifications must be clearly defined. A bidder offering an alternate should attach complete specifications and literature to the bid. The Purchasing Division may waive minor deviations to specifications.
3. Complete all sections of the quotation form.
4. Unit prices shall prevail in case of discrepancy.
5. All quotations are considered F.O.B. destination unless alternate shipping terms are clearly identified in the quotation.
6. **BID SUBMISSION:** All quotations must be delivered by the bidder to the office listed below prior to the date and time of the bid opening. Failure of the bidder to deliver the quotations on time will result in bid disqualifications: Department of Administration, Purchasing Division, 2019 Washington Street East, P.O. Box 50130, Charleston, WV 25305-0130



State of West Virginia
 Department of Administration
 Purchasing Division
 2019 Washington Street East
 Post Office Box 50130
 Charleston, WV 25305-0130

Request for Quotation

RFQ NUMBER
DNR209186

PAGE
2

ADDRESS CORRESPONDENCE TO ATTENTION OF:
FRANK WHITTAKER
304-558-2316

RFQ COPY
 TYPE NAME/ADDRESS HERE

VENDOR

SHIP TO

DIVISION OF NATURAL RESOURCES
 VALLEY FALLS STATE PARK
 ATTN: PARK SUPERINTENDENT
 ROUTE 6, BOX 244
 FAIRMONT, WV
 26554 363-3319

DATE PRINTED	TERMS OF SALE	SHIP VIA	FOB	FREIGHT TERMS
06/04/2009				

BID OPENING DATE: **07/14/2009** BID OPENING TIME **01:30PM**

LINE	QUANTITY	UOP	CAT NO	ITEM NUMBER	UNIT PRICE	AMOUNT
<p>MUST BE SIGNED AND SUBMITTED WITH THE BID AS EVIDENCE OF THE VENDOR'S COMPLIANCE WITH THE PROVISIONS OF ARTICLE 1D, CHAPTER 21 OF THE WEST VIRGINIA CODE. FAILURE TO SUBMIT THE SIGNED DRUG-FREE WORKPLACE AFFIDAVIT WITH THE BID SHALL RESULT IN DISQUALIFICATION OF SUCH BID.</p> <p>NOTICE TO PROCEED: THIS CONTRACT IS TO BE PERFORMED WITHIN XXXX CALENDAR DAYS AFTER THE NOTICE TO PROCEED IS RECEIVED. UNLESS OTHERWISE SPECIFIED, THE FULLY EXECUTED PURCHASE ORDER WILL BE CONSIDERED NOTICE TO PROCEED.</p> <p>CANCELLATION: THE DIRECTOR OF PURCHASING RESERVES THE RIGHT TO CANCEL THIS CONTRACT IMMEDIATELY UPON WRITTEN NOTICE TO THE VENDOR IF THE MATERIALS OR WORKMANSHIP SUPPLIED ARE OF AN INFERIOR QUALITY OR DO NOT CONFORM WITH THE SPECIFICATIONS OF THE BID AND CONTRACT HERE IN.</p> <p>WAGE RATES: THE CONTRACTOR OR SUBCONTRACTOR SHALL PAY THE HIGHER OF THE U.S. DEPARTMENT OF LABOR MINIMUM WAGE RATES AS ESTABLISHED FOR XXXXXXXXXXXX COUNTY, PURSUANT TO WEST VIRGINIA CODE 21-5A, ET, SEQ. (PREVAILING WAGE RATES APPLY TO THIS PROJECT)</p> <p>ARBITRATION: ANY REFERENCES MADE TO ARBITRATION OR INTEREST FOR PAYMENTS DUE (EXCEPT FOR ANY INTEREST REQUIRED BY STATE LAW) CONTAINED IN THIS CONTRACT OR IN ANY AMERICAN INSTITUTE OF ARCHITECTS DOCUMENTS PERTAINING TO THIS CONTRACT ARE HEREBY DELETED.</p> <p>WORKERS' COMPENSATION: VENDOR IS REQUIRED TO PROVIDE A CERTIFICATE FROM WORKERS' COMPENSATION IF SUCCESSFUL.</p> <p>ALL OF THE ITEMS CHECKED BELOW WILL BE A REQUIREMENT OF THIS CONTRACT:</p>						

SEE REVERSE SIDE FOR TERMS AND CONDITIONS

SIGNATURE	TELEPHONE	DATE
-----------	-----------	------

TITLE	FEIN	ADDRESS CHANGES TO BE NOTED ABOVE
-------	------	-----------------------------------

WHEN RESPONDING TO RFQ, INSERT NAME AND ADDRESS IN SPACE ABOVE LABELED 'VENDOR'



State of West Virginia
 Department of Administration
 Purchasing Division
 2019 Washington Street East
 Post Office Box 50130
 Charleston, WV 25305-0130

Request for Quotation

RFQ NUMBER
DNR209186

PAGE
3

ADDRESS CORRESPONDENCE TO ATTENTION OF
FRANK WHITTAKER
304-558-2316

RFQ COPY
 TYPE NAME/ADDRESS HERE

V
E
N
D
O
R

S
H
I
P
T
O

DIVISION OF NATURAL RESOURCES
 VALLEY FALLS STATE PARK
 ATTN: PARK SUPERINTENDENT
 ROUTE 6, BOX 244
 FAIRMONT, WV
 26554 363-3319

DATE PRINTED	TERMS OF SALE	SHIP VIA	F.O.B.	FREIGHT TERMS
06/04/2009				

BID OPENING DATE: **07/14/2009** BID OPENING TIME **01:30PM**

LINE	QUANTITY	UOP	CAT NO.	ITEM NUMBER	UNIT PRICE	AMOUNT
<p>(XX) INSURANCE: SUCCESSFUL VENDOR SHALL FURNISH PROOF OF COMMERCIAL GENERAL LIABILITY INSURANCE PRIOR TO ISSUANCE OF CONTRACT. UNLESS OTHERWISE SPECIFIED IN THE BID DOCUMENTS, THE MINIMUM AMOUNT OF INSURANCE COVERAGE REQUIRED IS \$250,000.</p> <p>() BUILDERS RISK INSURANCE: SUCCESSFUL VENDOR SHALL FURNISH PROOF OF BUILDERS RISK - ALL RISK INSURANCE IN AN AMOUNT EQUAL TO 100% OF THE AMOUNT OF THE CONTRACT.</p> <p>(XX) BONDS: FIVE PERCENT (5%) OF THE TOTAL AMOUNT OF THE BID PAYABLE TO THE STATE OF WEST VIRGINIA, SHALL BE SUBMITTED WITH EACH BID AS A BID BOND. THE SUCCESSFUL BIDDER SHALL ALSO FURNISH A PERFORMANCE BOND AND LABOR/MATERIAL BOND FOR 100% OF THE AMOUNT OF THE CONTRACT. BONDS MAY BE PROVIDED IN THE FORM OF A CERTIFIED CHECK, IRREVOCABLE LETTER OF CREDIT, OR BOND FURNISHED BY A SOLVENT SURETY COMPANY AUTHORIZED TO DO BUSINESS IN THE STATE OF WEST VIRGINIA. A LETTER OF CREDIT SUBMITTED IN LIEU OF A BOND WILL ONLY BE ALLOWED FOR PROJECTS UNDER \$100,000. PERSONAL OR BUSINESS CHECKS ARE NOT ACCEPTABLE IN LIEU OF THE 5% BID BOND, PERFORMANCE BOND, OR LABOR AND MATERIAL BOND.</p> <p>() MAINTENANCE BOND: A TWO (2) YEAR MAINTENANCE BOND COVERING THE ROOFING SYSTEM WILL BE A REQUIREMENT OF THE SUCCESSFUL VENDOR.</p> <p>REV. 11/00</p> <p>EXHIBIT 7</p> <p>DOMESTIC ALUMINUM, GLASS & STEEL IN PUBLIC WORKS PROJECTS</p>						

SEE REVERSE SIDE FOR TERMS AND CONDITIONS

SIGNATURE	TELEPHONE	DATE
TITLE	FEIN	ADDRESS CHANGES TO BE NOTED ABOVE

WHEN RESPONDING TO RFQ, INSERT NAME AND ADDRESS IN SPACE ABOVE LABELED 'VENDOR'



State of West Virginia
 Department of Administration
 Purchasing Division
 2019 Washington Street East
 Post Office Box 50130
 Charleston, WV 25305-0130

Request for Quotation

RFQ NUMBER
DNR209186

PAGE
4

ADDRESS CORRESPONDENCE TO ATTENTION OF
FRANK WHITTAKER 304-558-2316

RFQ COPY
 TYPE NAME/ADDRESS HERE

VENDOR

SHIP TO

DIVISION OF NATURAL RESOURCES
 VALLEY FALLS STATE PARK
 ATTN: PARK SUPERINTENDENT
 ROUTE 6, BOX 244
 FAIRMONT, WV 26554 363-3319

DATE PRINTED	TERMS OF SALE	SHIP VIA	F.O.B.	FREIGHT TERMS
06/04/2009				

BID OPENING DATE: 07/14/2009 BID OPENING TIME 01:30PM

LINE	QUANTITY	UOP	CAT NO	ITEM NUMBER	UNIT PRICE	AMOUNT
<p>IN ACCORDANCE WITH WEST VIRGINIA CODE 5-19-1 ET., SEQ., EVERY CONTRACT FOR CONSTRUCTION, RECONSTRUCTION, ALTERATION, REPAIR, IMPROVEMENT OR MAINTENANCE OF PUBLIC WORKS, WHERE THE COST IS MORE THAN \$50,000 AND, IN THE CASE OF STEEL ONLY, WHERE THE COST OF STEEL IS MORE THAN \$50,000 OR WHERE MORE THAN 10,000 POUNDS OF STEEL ARE REQUIRED, THE STATE WILL ACCEPT ONLY ALUMINUM GLASS, OR STEEL PRODUCTS PRODUCED IN THE UNITED STATES. IN ADDITION, ITEMS OF MACHINERY OR EQUIPMENT PURCHASED FOR USE AT THE SITE OF PUBLIC WORKS SHALL BE MADE OF DOMESTIC ALUMINUM, GLASS OR STEEL, UNLESS THE COST OF THE PRODUCT IS LESS THAN \$50,000 OR LESS THAN 10,000 POUNDS OF STEEL ARE USED IN PUBLIC WORKS PROJECTS.</p> <p>FOREIGN MADE ALUMINUM, GLASS OR STEEL PRODUCTS MAY BE ACCEPTED ONLY IF THE COST OF DOMESTIC PRODUCTS IS FOUND TO BE UNREASONABLE. SUCH COST IS UNREASONABLE IF IT IS 20% OR MORE HIGHER THAN THE BID PRICE FOR FOREIGN MADE PRODUCTS. IF THE DOMESTIC ALUMINUM, GLASS OR STEEL PRODUCTS TO BE SUPPLIED OR PRODUCED IN A "SUBSTANTIAL LABOR SURPLUS AREA", AS DEFINED BY THE UNITED STATES DEPARTMENT OF LABOR, FOREIGN PRODUCTS MAY BE SUPPLIED ONLY IF DOMESTIC PRODUCTS ARE 30% OR MORE HIGHER IN PRICE THAN THE FOREIGN MADE PRODUCTS.</p> <p>IF, PRIOR TO THE AWARD OF A CONTRACT UNDER THE ABOVE PROVISIONS, THE SPENDING OFFICER OF THE SPENDING UNIT DETERMINES THAT THERE EXISTS A BID FOR LIKE FOREIGN ALUMINUM, GLASS OR STEEL THAT IS REASONABLE AND LOWER THAN THE LOWEST BID DOMESTIC PRODUCTS, THE SPENDING OFFICE MAY REQUEST, IN WRITING, A REEVALUATION AND REDUCTION IN THE LOWEST BID FOR SUCH DOMESTIC PRODUCTS. ALL VENDORS MUST INDICATE IN THEIR BID IF THEY ARE SUPPLYING FOREIGN ALUMINUM, GLASS OR STEEL.</p>						

SEE REVERSE SIDE FOR TERMS AND CONDITIONS

SIGNATURE	TELEPHONE	DATE
-----------	-----------	------

TITLE	FEIN	ADDRESS CHANGES TO BE NOTED ABOVE
-------	------	-----------------------------------

WHEN RESPONDING TO RFQ, INSERT NAME AND ADDRESS IN SPACE ABOVE LABELED 'VENDOR'



State of West Virginia
 Department of Administration
 Purchasing Division
 2019 Washington Street East
 Post Office Box 50130
 Charleston, WV 25305-0130

Request for Quotation

RFQ NUMBER
DNR209186

PAGE
5

ADDRESS CORRESPONDENCE TO ATTENTION OF
**FRANK WHITTAKER
 304-558-2316**

VENDOR

RFQ COPY
 TYPE NAME/ADDRESS HERE

SHIP TO

DIVISION OF NATURAL RESOURCES
 VALLEY FALLS STATE PARK
 ATTN: PARK SUPERINTENDENT
 ROUTE 6, BOX 244
 FAIRMONT, WV
 26554 363-3319

DATE PRINTED	TERMS OF SALE	SHIP VIA	F.O.B	FREIGHT TERMS
06/04/2009				

BID OPENING DATE: **07/14/2009** BID OPENING TIME **01:30PM**

LINE	QUANTITY	UOP	CAT NO.	ITEM NUMBER	UNIT PRICE	AMOUNT
	REV. 3/88					
	EXHIBIT 9					
	NOTICE FOR ISSUANCE & ACKNOWLEDGEMENT OF CONSTRUCTION PROJECT ADDENDA					
	THE ARCHITECT/ENGINEER AND/OR AGENCY SHALL BE REQUIRED TO ABIDE BY THE FOLLOWING SCHEDULE IN ISSUING CONSTRUCTION PROJECT ADDENDA FOR STATE AGENCIES:					
	(1) THE ARCHITECT/ENGINEER SHALL PREPARE THE ADDENDUM AND A LIST OF ALL PARTIES THAT HAVE PROCURED DRAWINGS AND SPECIFICATIONS FOR THE PROJECT. THE ADDENDUM AND LIST SHALL BE FORWARDED TO THE BUYER IN THE STATE PURCHASING DIVISION. THE ARCHITECT/ENGINEER SHALL ALSO SEND A COPY OF THE ADDENDUM TO THE STATE AGENCY FOR WHICH THE CONTRACT IS ISSUED.					
	(2) THE BUYER SHALL SEND THE ADDENDUM TO ALL INTERESTED PARTIES AND, IF NECESSARY, EXTEND THE BID OPENING DATE. ANY ADDENDUM SHOULD BE RECEIVED BY THE BUYER WITHIN FOURTEEN (14) DAYS PRIOR TO THE BID OPENING DATE.					
	(3) ALL ADDENDA SHOULD BE FORMALLY ACKNOWLEDGED BY ALL BIDDERS AND SUBMITTED TO THE STATE PURCHASING DIVISION. THE SAME RULES AND REGULATIONS THAT APPLY TO THE ORIGINAL BIDDING DOCUMENT SHALL ALSO APPLY TO AN ADDENDUM DOCUMENT. THE ONLY EXCEPTION MAY BE FOR AN ADDENDUM THAT IS ISSUED FOR THE SOLE PURPOSE OF CHANGING A BID OPENING TIME AND/OR DATE.					
	REV. 11/96					

SEE REVERSE SIDE FOR TERMS AND CONDITIONS

SIGNATURE	TELEPHONE	DATE
TITLE	FEIN	ADDRESS CHANGES TO BE NOTED ABOVE

WHEN RESPONDING TO RFQ, INSERT NAME AND ADDRESS IN SPACE ABOVE LABELED 'VENDOR'



State of West Virginia
 Department of Administration
 Purchasing Division
 2019 Washington Street East
 Post Office Box 50130
 Charleston, WV 25305-0130

Request for Quotation

RFQ NUMBER
DNR209186

PAGE
6

ADDRESS CORRESPONDENCE TO ATTENTION OF
**FRANK WHITTAKER
 304-558-2316**

RFQ COPY
 TYPE NAME/ADDRESS HERE

VENDOR

SHIP TO

DIVISION OF NATURAL RESOURCES
 VALLEY FALLS STATE PARK
 ATTN: PARK SUPERINTENDENT
 ROUTE 6, BOX 244
 FAIRMONT, WV
 26554 363-3319

DATE PRINTED 06/04/2009	TERMS OF SALE	SHIP VIA	F.O.B.	FREIGHT TERMS
-----------------------------------	---------------	----------	--------	---------------

BID OPENING DATE: **07/14/2009** BID OPENING TIME **01:30PM**

LINE	QUANTITY	UOP	CAT. NO.	ITEM NUMBER	UNIT PRICE	AMOUNT
EXHIBIT 10						
ADDENDUM ACKNOWLEDGEMENT						
I HEREBY ACKNOWLEDGE RECEIPT OF THE FOLLOWING CHECKED ADDENDUM(S) AND HAVE MADE THE NECESSARY REVISIONS TO MY PROPOSAL, PLANS AND/OR SPECIFICATION, ETC.						
ADDENDUM NOS.:						
NO. 1	<input checked="" type="checkbox"/>
NO. 2	<input checked="" type="checkbox"/>
NO. 3	<input checked="" type="checkbox"/>
NO. 4	<input checked="" type="checkbox"/>
NO. 5	<input checked="" type="checkbox"/>
I UNDERSTAND THAT FAILURE TO CONFIRM THE RECEIPT OF THE ADDENDUM(S) MAY BE CAUSE FOR REJECTION OF THE BIDS.						
VENDOR MUST CLEARLY UNDERSTAND THAT ANY VERBAL REPRESENTATION MADE OR ASSUMED TO BE MADE DURING ANY ORAL DISCUSSION HELD BETWEEN VENDOR'S REPRESENTATIVES AND ANY STATE PERSONNEL IS NOT BINDING. ONLY THE INFORMATION ISSUED IN WRITING AND ADDED TO THE SPECIFICATIONS BY AN OFFICIAL ADDENDUM IS BINDING.						
 SIGNATURE						
VIRGINIA PROFESSIONAL SERVICE COMPANY						

SEE REVERSE SIDE FOR TERMS AND CONDITIONS

SIGNATURE	TELEPHONE	DATE
-----------	-----------	------

TITLE	FEIN	ADDRESS CHANGES TO BE NOTED ABOVE
-------	------	-----------------------------------

WHEN RESPONDING TO RFQ, INSERT NAME AND ADDRESS IN SPACE ABOVE LABELED 'VENDOR'



State of West Virginia
 Department of Administration
 Purchasing Division
 2019 Washington Street East
 Post Office Box 50130
 Charleston, WV 25305-0130

Request for Quotation

RFO NUMBER
DNR209186

PAGE
8

ADDRESS CORRESPONDENCE TO ATTENTION OF
**FRANK WHITTAKER
 304-558-2316**

VENDOR

RFQ COPY
 TYPE NAME/ADDRESS HERE

SHIP TO

DIVISION OF NATURAL RESOURCES
 VALLEY FALLS STATE PARK
 ATTN: PARK SUPERINTENDENT
 ROUTE 6, BOX 244
 FAIRMONT, WV
 26554 363-3319

DATE PRINTED	TERMS OF SALE	SHIP VIA	F.O.B.	FREIGHT TERMS
06/04/2009				

BID OPENING DATE: **07/14/2009** BID OPENING TIME **01:30PM**

LINE	QUANTITY	UOP	CAT NO	ITEM NUMBER	UNIT PRICE	AMOUNT
<p>DIVISION IS THE SOLE AUTHORITY GOVERNING THIS PROCUREMENT.</p> <p>ANY INFORMATION PROVIDED IN SPECIFICATION MANUALS, OR ANY OTHER SOURCE, VERBAL OR WRITTEN, WHICH CONTRADICTS OR ALTERS THE INFORMATION PROVIDED FROM THE SOURCES AS DESCRIBED IN THE ABOVE PARAGRAPH IS VOID AND OF NO EFFECT.</p> <p>BANKRUPTCY: IN THE EVENT THE VENDOR/CONTRACTOR FILES FOR BANKRUPTCY PROTECTION, THE STATE MAY DEEM THE CONTRACT NULL AND VOID, AND TERMINATE SUCH CONTRACT WITHOUT FURTHER ORDER.</p> <p>REV. 5/2009</p> <p style="text-align: center;">NOTICE</p> <p>A SIGNED BID MUST BE SUBMITTED TO:</p> <p style="text-align: center;">DEPARTMENT OF ADMINISTRATION PURCHASING DIVISION BUILDING 15 2019 WASHINGTON STREET, EAST CHARLESTON, WV 25305-0130</p> <p>THE BID SHOULD CONTAIN THIS INFORMATION ON THE FACE OF THE ENVELOPE OR THE BID MAY NOT BE CONSIDERED:</p> <p>SEALED BID</p> <p>BUYER: 44</p> <p>REQ. NO.: DNR209186</p>						

SEE REVERSE SIDE FOR TERMS AND CONDITIONS

SIGNATURE	TELEPHONE	DATE
TITLE	FEIN	ADDRESS CHANGES TO BE NOTED ABOVE

WHEN RESPONDING TO RFQ, INSERT NAME AND ADDRESS IN SPACE ABOVE LABELED 'VENDOR'




State of West Virginia
 Department of Administration
 Purchasing Division
 2019 Washington Street East
 Post Office Box 50130
 Charleston, WV 25305-0130

Request for Quotation

RFQ NUMBER
DNR209186

ADDRESS CORRESPONDENCE TO ATTENTION OF
FRANK WHITTAKER
304-558-2316



VENDOR

RFQ COPY
 TYPE NAME/ADDRESS HERE

SHIP TO

DIVISION OF NATURAL RESOURCES
 VALLEY FALLS STATE PARK
 ATTN: PARK SUPERINTENDENT
 ROUTE 6, BOX 244
 FAIRMONT, WV 26554 363-3319

DATE PRINTED	TERMS OF SALE	SHIP VIA	F.O.B.	FREIGHT TERMS
06/04/2009				

BID OPENING DATE: 07/14/2009 BID OPENING TIME 01:30PM

LINE	QUANTITY	UOP	CAT. NO.	ITEM NUMBER	UNIT PRICE	AMOUNT
<p>..... DATE</p> <p>7-20-09</p> <p>REV. 11/96</p> <p>CONTRACTORS LICENSE</p> <p>WEST VIRGINIA STATE CODE 21-11-2 REQUIRES THAT ALL PERSONS DESIRING TO PERFORM CONTRACTING WORK IN THIS STATE MUST BE LICENSED. THE WEST VIRGINIA CONTRACTORS LICENSING BOARD IS EMPOWERED TO ISSUE THE CONTRACTORS LICENSE. APPLICATIONS FOR A CONTRACTORS LICENSE MAY BE MADE BY CONTACTING THE WEST VIRGINIA DIVISION OF LABOR CAPITOL COMPLEX, BUILDING 3, ROOM 319, CHARLESTON, WV 25305. TELEPHONE: (304) 558-7890.</p> <p>WEST VIRGINIA STATE CODE 21-11-11 REQUIRES ANY PROSPECTIVE BIDDER TO INCLUDE THE CONTRACTORS LICENSE NUMBER ON THEIR BID.</p> <p>BIDDER TO COMPLETE:</p> <p>CONTRACTORS NAME: VIRGINIA PLAYGROUND SERVICES</p> <p>CONTRACTORS LICENSE NO.: 044827</p> <p>THE SUCCESSFUL BIDDER WILL BE REQUIRED TO FURNISH A COPY OF THEIR CONTRACTORS LICENSE PRIOR TO ISSUANCE OF A PURCHASE ORDER/CONTRACT</p> <p>APPLICABLE LAW</p> <p>THE WEST VIRGINIA STATE CODE, PURCHASING DIVISION RULES AND REGULATIONS, AND THE INFORMATION PROVIDED IN THE "REQUEST FOR QUOTATION" ISSUED BY THE PURCHASING</p>						

SEE REVERSE SIDE FOR TERMS AND CONDITIONS

SIGNATURE	TELEPHONE	DATE
TITLE	FEIN	ADDRESS CHANGES TO BE NOTED ABOVE

WHEN RESPONDING TO RFQ, INSERT NAME AND ADDRESS IN SPACE ABOVE LABELED 'VENDOR'



State of West Virginia
 Department of Administration
 Purchasing Division
 2019 Washington Street East
 Post Office Box 50130
 Charleston, WV 25305-0130

Request for Quotation

RFQ NUMBER
DNR209186

PAGE
9

ADDRESS CORRESPONDENCE TO ATTENTION OF
**FRANK WHITTAKER
 304-558-2316**

RFQ COPY
 TYPE NAME/ADDRESS HERE

VENDOR

SHIP TO

DIVISION OF NATURAL RESOURCES
 VALLEY FALLS STATE PARK
 ATTN: PARK SUPERINTENDENT
 ROUTE 6, BOX 244
 FAIRMONT, WV
 26554 363-3319

DATE PRINTED	TERMS OF SALE	SHIP VIA	F.O.B.	FREIGHT TERMS
06/04/2009				

BID OPENING DATE: **07/14/2009** BID OPENING TIME **01:30PM**

LINE	QUANTITY	UOP	CAT NO	ITEM NUMBER	UNIT PRICE	AMOUNT
BID OPENING DATE:				07/14/09		
BID OPENING TIME:				1:30 PM		
PLEASE PROVIDE A FAX NUMBER IN CASE IT IS NECESSARY TO CONTACT YOU REGARDING YOUR BID:						
				434 296 3289		

PLEASE PRINT OR TYPE NAME OF PERSON TO CONTACT CONCERNING THIS QUOTE:						
				JIM BENEDICT		

***** THIS IS THE END OF RFQ DNR209186 ***** TOTAL:						\$ 58,318.00

SEE REVERSE SIDE FOR TERMS AND CONDITIONS

SIGNATURE	TELEPHONE	DATE
-----------	-----------	------

TITLE	FEIN	ADDRESS CHANGES TO BE NOTED ABOVE
-------	------	-----------------------------------

WHEN RESPONDING TO RFQ, INSERT NAME AND ADDRESS IN SPACE ABOVE LABELED 'VENDOR'

WVDNR209186 Valley Falls State Park

To supply and install playground equipment to offer play activities for children ages five (5) to twelve (12) at Valley Falls State Park, Fairmont, West Virginia. Playground equipment will be purchased for two separate areas in the park. The award may be split if it is in the best interest of the West Virginia Division of Natural Resources. All items must be F.O.B. Destination. Freight or delivery charges must be included in the price of the goods. Delivery must be made within sixty (60) days of purchase order award.

Shelter Area # 1 Playground

Playworld custom playmaker or equal. The structure must include the following components:

- Five (5) Playworld 5 inch OD x 132 inch steel post with riveted cap, Item #ZZPM0026, or equal.
- Seven (7) Playworld 5 inch OD x 144 inch steel post with riveted cap, Item #ZZPM0036, or equal.
- One (1) Playworld square coated deck assembly, Item #ZZPM0616, or equal.
- Two (2) Playworld triangular coated deck assembly, Item #ZZPM0617, or equal.
- Two (2) Playworld 45 degree tri-deck, Item #ZZPM0639, or equal.
- One (1) Playworld transfer station for a minimum 48 inch deck, Item #ZZPM2027, or equal.
- One (1) Playworld approach step for transfer station, Item #ZZUN2019, or equal.
- Two (2) Playworld single post seat, Item #ZZPM4577, or equal.
- One (1) Playworld arch bridge, Item #ZZPM6635, or equal. Bridge must have a coated surface and must be a minimum of 10 feet in length.
- One (1) Playworld rock blocks climbing wall, or equal. Climbing wall must include the following components:
 - One (1) Playworld minimum 24 inch deck to deck climber, Item #ZZPM6190, or equal.
 - One (1) Playworld cliff hanger with a minimum 60 inch deck, Item #ZZPM6977, or equal.
 - One (1) Playworld rockblocks deck access support for a minimum 36 inch to 48 inch deck, Item #ZZUN0167, or equal.
 - One (1) Playworld rockblocks Z support for a minimum 84 inch wall, Item #ZZUN0177, or equal.
 - One (1) Playworld rockblocks kinked wall a minimum of 84 inches, Item #ZZUN8357, or equal.
 - One (1) Playworld rockblocks end wall a minimum of 84 inches, Item #ZZUN8369, or equal.
- Two (2) Playworld ground to ground babble-on, Item #ZZPM4467, or equal.
- One (1) Playworld access gate, Item #ZZPM4288, or equal.

WVDNR209186
Valley Falls State Park

Head of 1st Falls Area Playground

Playworld turbo tower, Item #ZZXX0399, or equal. Tower must accommodate nine (9) children ages six (6) to fourteen (14) at one time.

Playworld rock blocks, Item #RB-315, or equal. Rockblocks must include the following components:

- Three (3) Playworld rockblocks Z support for a minimum 60 inch wall, Item #ZZUN0177, or equal.
- One (1) Playworld rockblocks tri ladder for a minimum 84 inch wall, Item #ZZUN8356, or equal.
- Three (3) rockblocks 90 degree wall for a minimum 84 inch to 60 inch wall, Item #ZZUN8358, or equal.
- Three (3) Playworld rockblocks end wall for a minimum 60 inch wall, Item #ZZUN8360, or equal.

Playworld single post swing, Item #SWING-SP8, or equal.

Playworld swing package including belt seat and vinyl coated chain, Item #0278, or equal.

Playworld custom in ground bench with custom back & seat with "Valley Falls" name, Item #1431, or equal. Bench must be a minimum of 8' in length.

Installation of all the above referenced items for the Head of 1st Falls Area Playground. Prevailing heavy wage rates must be paid for Marion County, West Virginia (<http://www.wvsos.com/adlaw/wagerates/heavyhighway/heavyhighway09/allhh.pdf>.) Installation must be complete within sixty (60) days of purchase order award.



2008
PLAYMAKERS

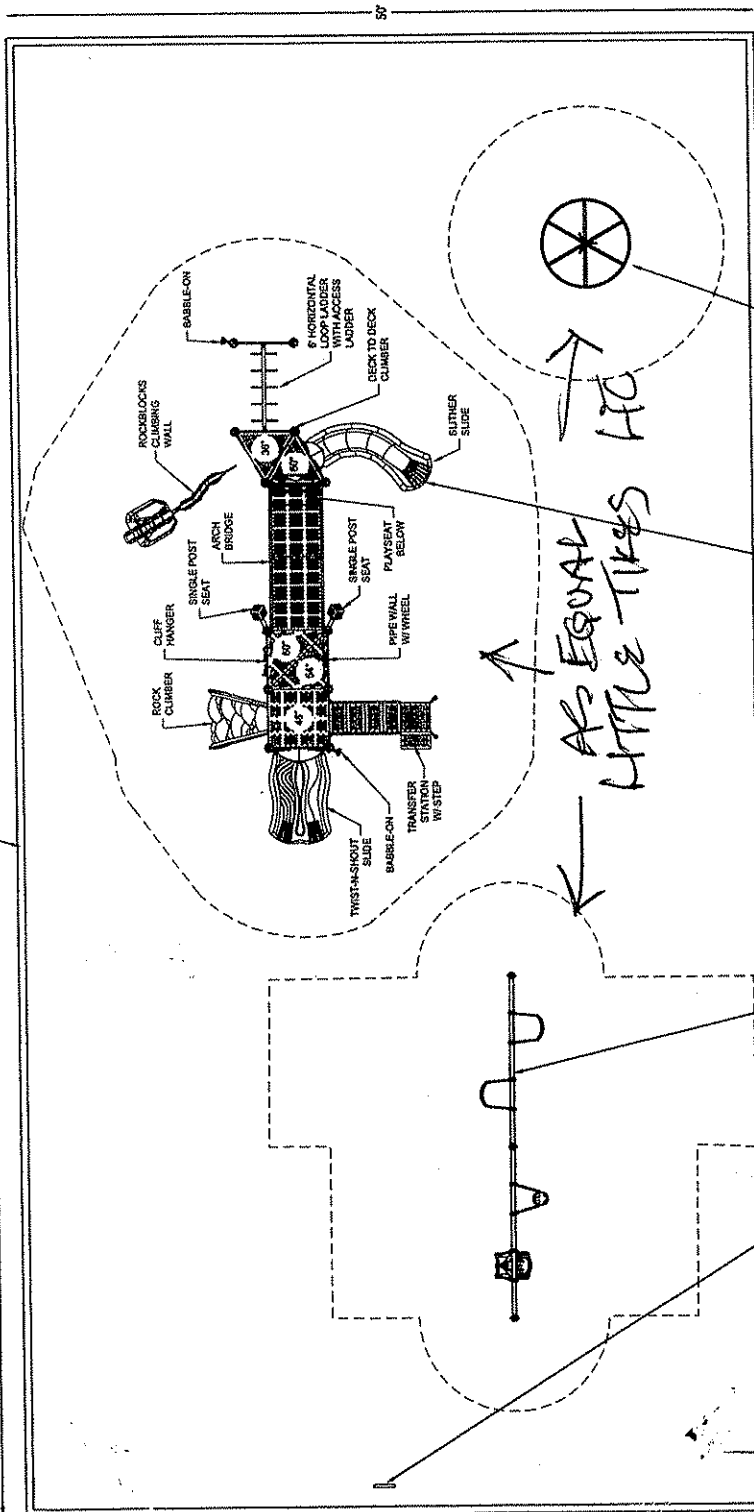
COMPLIES WITH:

- ASTM F1487-01
- ASTM F1487-98
- CPSC #325
- ADA - ADAAG
- CSA Z614-03

SITE PLAN

PROJECT NO:	REV:
P82008-1A	A
DATE:	8/20/08
SCALE:	1/8" = 1'-0"
DRAWN BY:	TKA

EDGING BY OWNER
100'



- (2) PLAYWORLD SYSTEMS 8' CUSTOM LETTERED BENCHES, #1431
- PLAYWORLD SYSTEMS PLAYGROUND RULES SIGN
- PLAYWORLD SYSTEMS SINGLE POST SWING, (2) BELT, (1) TOT, (1) ADA SEATS
- PLAYWORLD SYSTEMS PLAYMAKERS STRUCTURE
- PLAYWORLD SYSTEMS TURBO TOWER CLIMBER

playground specialists inc.
 Residential, Commercial, Educational, and Specialized Equipment

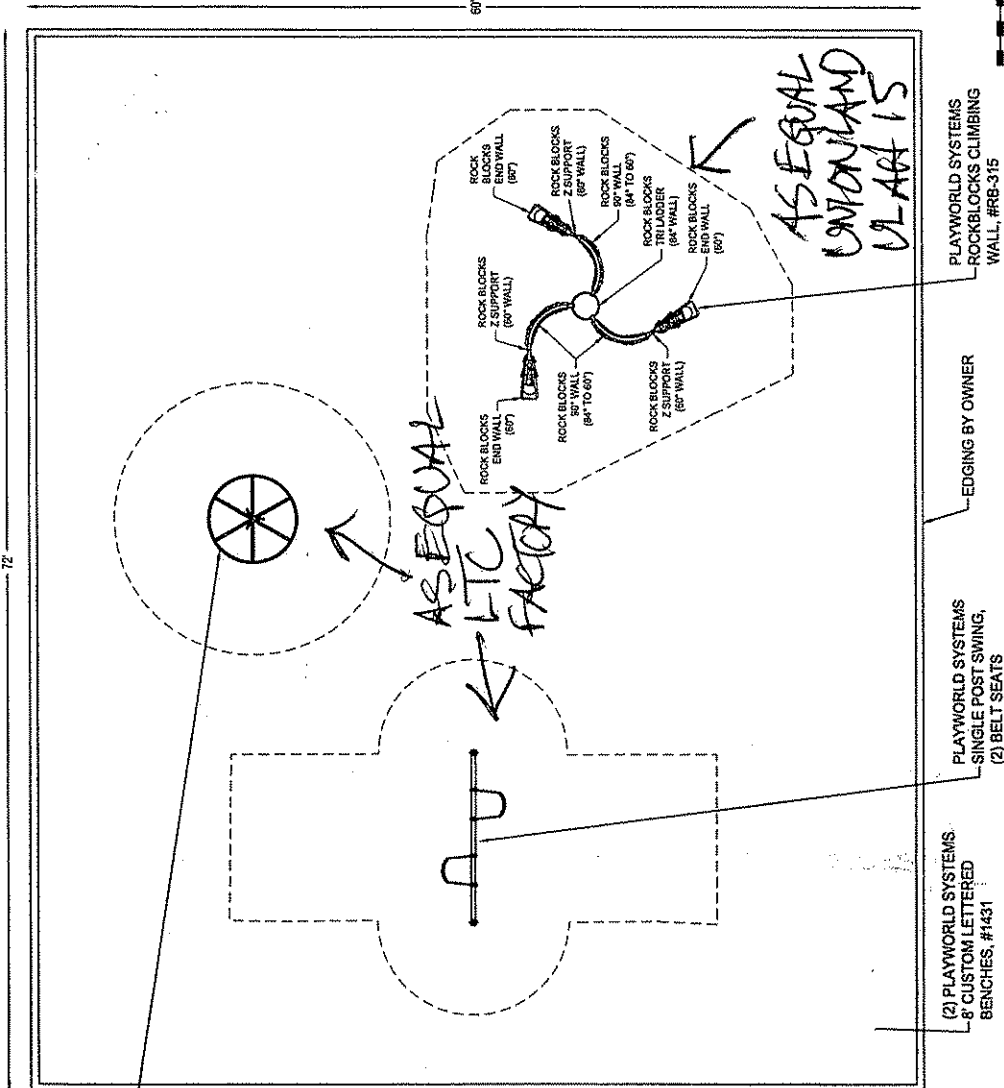
PLAYWORLD™

Valley Falls S.P. - Shelter Area #1

Fairmont, WV

PLAYGROUND SPECIALISTS
 17352 N. Sebon Ave.
 Emmisburg, MD
 800-385-0075

PLAYWORLD SYSTEMS
TURBO TOWER CLIMBER



2008
PLAYMAKERS

- COMPLIES WITH:
- ASTM F1487-01
 - ASTM F1487-98
 - CPSC #325
 - ADA - ADAAG
 - CSA Z614-03

SITE PLAN	
PROJECT NO:	REV:
P82008-1A	A
DATE:	
8/20/08	
SCALE:	
1/8" = 1'-0"	
DRAWN BY:	
TKA	

playground
specialists, inc.
Recreation, Culture & Amusement Area Consultants, and Safety Engineers

PLAYWORLD™

Valley Falls S.P. - Head Of First Falls Area

Fairmont, WV

PLAYGROUND SPECIALISTS
17352 N. Seton Ave.
Emmitsburg, MD
800-365-0075

MODEL #

ITEM LIST
MODEL NOS

little tikes COMMERCIAL

PlayPower LT Farmington, Inc.
One Iron Mountain Drive
Farmington, MO 63640 USA
1-800-325-8828

Playgrounds Fun & Easy!

MFG PARTS LIST

No

QUOTATION		
100010149	ASSY TOT SEAT F/8' SWING(2004)	1
200245768	ASSY RAIL MT.ALUM.STEER.WHL. RED	1
200007704	HDWR BAG F/CLAMP ELIMINATION (MM)	1
100001127	KB LONG DK/DK PLATE 205MM/8"	1
200007022	PANEL LADDER 815/32" SAFETY LOOPS KB	1
100001134	KB DK/DK PLATE 203 MM/8"	1
200013798	KB 136" GALV POST WITH PLASTIC CAP	3
200115820	POST W/CAP F/KB F.S. SIDE STEP 16/30	7
200013810	KB 148" GALV POST WITH PLASTIC CAP	8
2000092591	STEPPING STONES F/KB	2
200200552	KB QUANTUM SLIDE 64"(1625MM) ELBOW RGT	1
200200640	VERSA-CLIMB ROCKWALL F/KB 3 SECTION	1
	VersaClimb Plastic Clr = Tan	
200007049	PANEL SAFETY DKMT. KB	1
200016229	TRANSFER STATION 1220 F/KB	1
200085634	ROCK CHALLENGE WALL 1220MM KB	1
200078076	KB CLIFF CLIMB WITH TRI-DECK	1
200200103	FOUR TIKES OF STEEL	1
200200417	SWING FRAME ADD-ON F/INCL SEAT MAXPLAY	2
200096625	SWING 1-BAY MP 2440(8') W/2 BELT (3200)	1
0	N/A	1
200058823	TALK TUBE KB	1
200007099	PANEL SEAT KB	1
200013896	DECK 1/2 SQUARE KB	2
200114727	KBP SAFETY RAIL W/WHEEL MOUNT DKMT(2001	1
200034344	LADDER RING CHALLENGE F/KB 2440	1
200013894	DECK TRIANGLE KB	2
200006976	SLIDE DBL.WD. 1220 MM/48" KB	1
200006961	BRIDGE ARCH W/SAFETY RAILS KB	1
200013893	DECK SQUARE KB	1

Additional Items

200104307	LABEL AGE APP. (5 TO 12 YRS.)	2
200111492	LABEL, IDENTIFICATION STAMPED W/RIVETS	1
200011008	CRATE, MED. 14' L X 54.5" H	3
200008193	TOOL BOX KID BUILDERS (MM)	1
200200530	KIT MAINTENANCE KB W/PAINT	1
200164519	MSDS BOOK	1

Totals

Total Weight 5733.00 lbs
Total Volume 661.05 ft³

7/21/2009

Project:LP847_40008412477_1



Playgrounds Fun & Easy!

PlayPower LT Farmington, Inc.
One Iron Mountain Drive
Farmington, MO 63640 USA
1-800-325-8828

QUOTATION

Quote Prepared For:

Project Name & Location:

Prepared by:

Valley Falls State Park
Route 6 Box 244
Fairmount, WV

Virginia Playground Services
Bob Charles
14276 Riverside Drive
Ashland, VA 23005
(804) 798-6842(phone)
(840) 365-0268(fax)
bob@vaplaygrounds.com

Quote Number: LP847_40008412477_1
Quote Date: 2009-07-14
Valid For: 30 Days From Quote Date

PlayArea 1

Product line: KidBuilders
Age group: 5-12
Post type: Galv. 13ga. / Plastic

Global defaults

KB Accent Color	Tan
Kid Builder Post Color	Green
KB Pnl/Crwl Tunnel Clr	Tan
KB Roof Color	Forest Green
KB Sld/Float Stone Clr	Deep Red
KB Vinyl color	Brown
Inclusive Seat Clr	Deep Red
Quantum Slide Clr	Deep Red
VersaClimb Plastic Clr	Warm Granite
Tikes of Steel Clr	Natural
MaxPlay TM Swing Clr	Green
KB Overhead Color	Green
Mount Option	Buried

Components
Part number
200200332

Description
INCLUSIVE SWING SEAT

Qty V
1 4

7/21/2009
Project:LP847_40008412477_1

WVDNR209186
Valley Falls State Park
PLAYGROUND EQUIPMENT SHEET

Please complete the below information concerning the brand(s) of equipment being bid in relation to this project. If bidding "or equal" brands, please attach manufacturer's literature documenting that it meets the mandatory requirements stated in the specifications. Vendors should note the areas of the provided manufacturer's literature that adheres to the mandatory requirements outlined in the Request For Quotation.

AS EQUAL LITTLE TIKES COMMERCIAL = LTC

Item No.	Equipment	Manufacturer	Item # SEE PARTS LIST
1	Shelter Area #1 Playground - Playworld custom playmaker or equal. The structure must include the following components:	LITTLE TIKES	SEE ITEMS BELOW COMPARE WITH 2D AND PLANS ATTACHED
	Five (5) Playworld 5 inch OD x 132 inch steel post with riveted cap, Item #ZZPM0026, or equal.	LTC 5 each	200013798
	Seven (7) Playworld 5 inch OD x 144 inch steel post with riveted cap, Item #ZZPM0036, or equal.	LTC 7 each	200013810
	One (1) Playworld square coated deck assembly, Item #ZZPM0616, or equal.	LTC 1 each	200013893
	Two (2) Playworld triangular coated deck assembly, Item #ZZPM0617, or equal.	LTC 2 each	200013894
	Two (2) Playworld 45 degree tri-deck, Item #ZZPM0639, or equal.	LTC 2 each	200013894
	One (1) Playworld transfer station for a minimum 48 inch deck, Item #ZZPM2027, or equal.	LTC 1 each AOA TRANSFER	200016229
	One (1) Playworld approach step for transfer station, Item #ZZUN2019, or equal.	LTC STEP DECK	20007049
	Two (2) Playworld single post seat, Item #ZZPM4577, or equal.	LTC 2 each STONE STEP	200092591
	One (1) Playworld arch bridge, Item #ZZPM6635, or equal.	LTC ARCH BRIDGE	200006961

WVDNR209186
Valley Falls State Park
PLAYGROUND EQUIPMENT SHEET

em No.	Equipment	Manufacturer	Item
	One (1) Playworld rock blocks climbing wall or equal. Climbing wall must include the following components:	LITTLE TIKES VERSA WALL ROCK - 3 PARTS	SEE PAGE 110 CATALOGUE BOTTOM
	One (1) Playworld minimum 24 inch deck to deck climber, Item #ZZPM6190, or equal.	LITTLE TIKES VERSA CLIMB ROCK WALL	200 200 640 ↓
	One (1) Playworld cliff hanger with a minimum 60 inch deck, Item #ZZPM6977, or equal.	LTC	200 200 640 INCLUDED ↓
	One (1) Playworld rockblocks deck access support for a minimum 36 inch to 48 inch deck, Item #ZZUN0167, or equal.	LTC	200 200 640 INCLUDED ↓
	One (1) Playworld rockblocks Z support for a minimum 84 inch wall, Item #ZZUN0177, or equal.	LTC	200 200 640 INCLUDED ↓
	One (1) Playworld rockblocks kinked wall a minimum of 84 inches, Item #ZZUN8357, or equal.	LTC	200 200 640 INCLUDED ↓
	One (1) Playworld rockblocks end wall a minimum of 84 inches, Item #ZZUN8369, or equal.	LTC	200 200 640 INCLUDED ↓
	Two (2) Playworld ground to ground babble-on, Item #ZZPM4467, or equal.	LTC	2000 58823
	One (1) Playworld access gate, Item #ZZPM4288, or equal.	LTC 15" ACCESS METAL RAIL	20000 7049 NOT IN CATALOGUE
	One (1) Playworld 6' horizontal loop ladder with access ladder, Item #ZZPM5780, or equal.	LTC LOOP LADDER RING CHAIR	2000 34344 ↑
	One (1) Playworld overhead even access ladder for a minimum 36 inch deck, Item #ZZPM5970, or equal.	ACCESS VERT LADDER LTC	INCLUDED ↑
	One (1) Playworld minimum 24" deck to deck climber, Item #ZZPM6190, or equal.	DECK TO DECK LTC	20000 7049

WVDNR209186
 Valley Falls State Park
PLAYGROUND EQUIPMENT SHEET

Item No.	Equipment	Manufacturer	Item
	One (1) Playworld slither slide entry/exit, Item #ZZPM3136, or equal.	LTC	200200552 SECTION 1 ✓
	Three (3) Playworld slither slide right section, Item #ZZUN3157, or equal.	LTC	200200552 SECTION 2 ✓
	One (1) Playworld slither slide support leg a minimum 2'-6 in, Item #ZZUN3176, or equal.	LTC	200200552 SECTION 3 ✓
	One (1) Playworld playseat, Item #ZZPM4570, or equal.	LTC PANEL SEAT	200004099
	One (1) Playworld steering wheel (pipe wall mount), Item #ZZUN4300, or equal.	STEER WHEEL ON PIPE RAIL	200245468
	One (1) Playworld centerline pipe wall barrier, Item #ZZPM4090, or equal.	LTC PIPE RAIL BARRIER	200245700
	One (1) Playworld twist-n-shout slide with a minimum 48" deck, Item #ZZPM2727, or equal.	LTC	200006976
	One (1) Playworld cliff hanger with a minimum 60 inch deck, Item #ZZPM6977, or equal.	LITTLE TIKES CLIFF CLIMB	200078076
	One (1) Playworld rock climber, Item #ZZPM7439, or equal.	LTC - ROCK WALL VERSACLIMB	2002007406
2	Shelter Area #1 Playground - Playworld turbo tower, Item #ZZXX0399, or equal.	LITTLE TIKES	# 200200103
3	Shelter Area #1 Playground - Playworld single post swing, Item #SWING-SP8, or equal.	LITTLE TIKES	200096625
4	Shelter Area #1 Playground - Playworld add a bay, Item #SWING-SP8ADD, or equal.	LITTLE TIKES	200200417
5	Shelter Area #1 Playground - Playworld swing package including belt seat and vinyl coated chain, Item #0278, or equal.	LITTLE TIKES	20005478

WVDNR209186
Valley Falls State Park
PLAYGROUND EQUIPMENT SHEET

Item No.	Equipment	Manufacturer	Item
6	Shelter Area #1 Playground - Playworld swing package including infant seat with vinyl chain, Item #0280, or equal.	LITTLE TIKES BUCKET SEAT	100 010 149
7	Shelter Area #1 Playground - Playworld accessible swing seat for 8', Item #0244, or equal.	LITTLE TIKES INCLUSIVE SEAT	200 200 332
8	Shelter Area #1 Playground geotextile fabric or equal.	PROPEX	GEOTEX FABRIC
9	Shelter Area #1 Playground engineered wood fiber @ 8" compacted depth or equal.	ZEAGER	EWF WOODCARPET
10	Installation of all the above referenced items for the Shelter Area #1 Playground. Prevailing heavy wage rates must be paid for Marion County, West Virginia (http://www.wvsos.com/adlaw/wagerates/heavyhighway/heavyhighway09/allhh.pdf .)	SUB CONTRACTOR	MARKET RATE
11	Head of 1st Falls Area Playground - Playworld turbo tower, Item #ZZXX0399, or equal.	LITTLE TIKES	200 200 103
12	Head of 1st Falls Area Playground - Playworld rock blocks, Item #RB-315, or equal. Rockblocks must include the following components:	UNIONLAND ANTHILL AH-1 SEE SPEC SHEET ATTACHED	LOW DENSITY POLY RESIN
	Three (3) Playworld rockblocks Z support for a minimum 60 inch wall, Item #ZZUN0177, or equal.	UNIONLAND	MAIN POST #6
	One (1) Playworld rockblocks tri ladder for a minimum 84 inch wall, Item #ZZUN8356, or equal.	UNIONLAND	AH CLM 204
	Three (3) rockblocks 90 degree wall for a minimum 84 inch to 60 inch wall, Item #ZZUN8358, or equal.	UNIONLAND	CLM 101-1
	Three (3) Playworld rockblocks end wall for a minimum 60 inch wall, Item #ZZUN8360, or equal.	UNIONLAND	CLM 102-5

WVDNR209186
Valley Falls State Park
PLAYGROUND EQUIPMENT SHEET

Item No.	Equipment	Manufacturer	Item
13	Head of 1st Falls Area Playground - Playworld single post swing, Item #SWING-SP8, or equal.	LITTLE TIKES	200096625
14	Head of 1st Falls Area Playground - Playworld swing package including belt seat and vinyl coated chain, Item #0278, or equal.	LITTLE TIKES	20005478
15	Head of 1st Falls Area Playground geo-textile fabric or equal.	PROFEX	PROFEX
16	Head of 1st Falls Area Playground engineered wood fiber @ 8" compacted depth or equal.	ZEAGER	EWF WOODCARPET
17	Installation of all the above referenced items for the Head of 1st Falls Area Playground. Prevailing heavy wage rates must be paid for Marion County, West Virginia (http://www.wvsos.com/adlaw/wagerates/heavyhighway/heavyhighway09/allhh.pdf .)	SUB CONTRACTOR	MARKET RATE

WVDNR209186

Valley Falls State Park Playground Equipment

PRICING SHEET

AS EQUAL LTC = LITTLE TIKES COMMERCIAL

Item No.	Quantity	Description	Unit Price	Amount
1	1	Shelter Area #1 Playground - Playworld custom playmaker or equal LTC	14856-	14856 ⁰⁰
2	1	Shelter Area #1 Playground - Playworld turbo tower, Item #ZZXX0399, or equal LTC	1585-	1585 ⁰⁰
3	2	Shelter Area #1 Playground - Playworld single post swing, Item #SWING-SP8, or equal LTC	660	1320 ⁰⁰
4	1	Shelter Area #1 Playground - Playworld add a bay, Item #SWING-SP8ADD, or equal LTC	790	790 ⁰⁰
5	2	Shelter Area #1 Playground - Playworld swing package including belt seat and vinyl coated chain, Item #0278, or equal LTC	100	200 ⁰⁰
6	1	Shelter Area #1 Playground - Playworld swing package including infant seat with vinyl chain, Item #0280, or equal LTC	160-	160 ⁰⁰
7	1	Shelter Area #1 Playground - Playworld accessible swing seat for 8', Item #0244, or equal LTC	350-	350 ⁰⁰
8	5,000 Square Feet	Shelter Area #1 Playground geotextile fabric or equal PROPEX	.144/SF	700 ⁰⁰
9	5,000 Square Feet	Shelter Area #1 Playground engineered wood fiber @ 8" compacted depth or equal EAF	100/SF	5000 ⁰⁰
10	1	Shelter Area #1 Playground - Installation of all the above referenced items for the Shelter Area #1 Playground. Prevailing heavy wage rates must be paid for Marion County, West Virginia (http://www.wvsos.com/adlaw/wagerates/heavyhighway/heavyhighway09/allhh.pdf) MARKET RATE	Lump Sum 8425 ⁰⁰	8425 ⁰⁰

MARKET RATE

WVDNR209186

Valley Falls State Park Playground Equipment

AS EQUAL - LTC PRICING SHEET UNIONLAND ANTHALL

Item No.	Quantity	Description	Unit Price	Amount
11	1	Head of 1st Falls Area Playground - Playworld turbo tower, Item #ZZXX0399, or equal. LTC	1,585 ⁻	1,585 ⁰⁰
12	1	Head of 1st Falls Area Playground Playworld rock blocks, Item #RB-315, or equal. UNIONLAND	10,652 ⁰⁰	10,652 ⁰⁰
13	2	Head of 1st Falls Area Playground Playworld single post swing, Item #SWING-SP8, or equal. LTC	660 ⁻	1,320 ⁰⁰
14	2	Head of 1st Falls Area Playground Playworld swing package including belt seat and vinyl coated chain, Item #0278, or equal. LTC	100	200 ⁰⁰
15	5,000 Square Feet	Head of 1st Falls Area Playground geo-textile fabric or equal. PROPEX	.14 ⁰⁰ /SF	700 ⁰⁰
16	5,000 Square Feet	Head of 1st Falls Area Playground engineered wood fiber @ 8" compacted depth or equal. ZAGER EWFIBRE	1.00/SF	5000 ⁰⁰
17	1	Head of 1st Falls Area Playground Installation of all the above referenced items for the Head of 1st Falls Area Playground. Prevailing heavy wage rates must be paid for Marion County, West Virginia (http://www.wvsos.com/adlaw/wage-rates/heavyhighway/heavyhighway09/allhh.pdf) MARKET RATE W/ SUBCONTRACTOR	LUMP SUM 5,475 ⁻	5,475 ⁰⁰
TOTAL				58,318 ⁰⁰

IS ASKING TO BE ONE BAY? ONLY?

FIFTY EIGHT THOUSAND THREE HUNDRED AND THIRTY EIGHTEEN DOLLARS

STATE OF WEST VIRGINIA
Purchasing Division

PURCHASING AFFIDAVIT

VENDOR OWING A DEBT TO THE STATE:

West Virginia Code §5A-3-10a provides that: No contract or renewal of any contract may be awarded by the state or any of its political subdivisions to any vendor or prospective vendor when the vendor or prospective vendor or a related party to the vendor or prospective vendor is a debtor and the debt owed is an amount greater than one thousand dollars in the aggregate.

PUBLIC IMPROVEMENT CONTRACTS & DRUG-FREE WORKPLACE ACT:

If this is a solicitation for a public improvement construction contract, the vendor, by its signature below, affirms that it has a written plan for a drug-free workplace policy in compliance with Article 1D, Chapter 21 of the *West Virginia Code*. The vendor **must** make said affirmation with its bid submission. Further, public improvement construction contract may not be awarded to a vendor who does not have a written plan for a drug-free workplace policy in compliance with Article 1D, Chapter 21 of the *West Virginia Code* and who has not submitted that plan to the appropriate contracting authority in timely fashion. For a vendor who is a subcontractor, compliance with Section 5, Article 1D, Chapter 21 of the *West Virginia Code* may take place before their work on the public improvement is begun.

ANTITRUST:

In submitting a bid to any agency for the state of West Virginia, the bidder offers and agrees that if the bid is accepted the bidder will convey, sell, assign or transfer to the state of West Virginia all rights, title and interest in and to all causes of action it may now or hereafter acquire under the antitrust laws of the United States and the state of West Virginia for price fixing and/or unreasonable restraints of trade relating to the particular commodities or services purchased or acquired by the state of West Virginia. Such assignment shall be made and become effective at the time the purchasing agency tenders the initial payment to the bidder.

I certify that this bid is made without prior understanding, agreement, or connection with any corporation, firm, limited liability company, partnership or person or entity submitting a bid for the same materials, supplies, equipment or services and is in all respects fair and without collusion or fraud. I further certify that I am authorized to sign the certification on behalf of the bidder or this bid.

LICENSING:

Vendors must be licensed and in good standing in accordance with any and all state and local laws and requirements by any state or local agency of West Virginia, including, but not limited to, the West Virginia Secretary of State's Office, the West Virginia Tax Department, West Virginia Insurance Commission, or any other state agencies or political subdivision. Furthermore, the vendor must provide all necessary releases to obtain information to enable the Director or spending unit to verify that the vendor is licensed and in good standing with the above entities.

CONFIDENTIALITY:

The vendor agrees that he or she will not disclose to anyone, directly or indirectly, any such personally identifiable information or other confidential information gained from the agency, unless the individual who is the subject of the information consents to the disclosure in writing or the disclosure is made pursuant to the agency's policies, procedures and rules. Vendor further agrees to comply with the Confidentiality Policies and Information Security Accountability Requirements, set forth in <http://www.state.wv.us/admin/purchase/privacy/noticeConfidentiality.pdf>.

Under penalty of law for false swearing (*West Virginia Code* §61-5-3), it is hereby certified that the vendor affirms and acknowledges the information in this affidavit and is in compliance with the requirements as stated.

Vendor's Name: VIRGINIA PLAYGROUND SERVICES

Authorized Signature: [Signature] Date: 7-20-09



Little Tikes Commercial Equipment

Jim Benedict P.O. 1494
1607 East Market Street
Charlottesville, VA. 22902

jim@vaplaygrounds.com
434 249 2158 (cell)
434 296 3289 (fax)



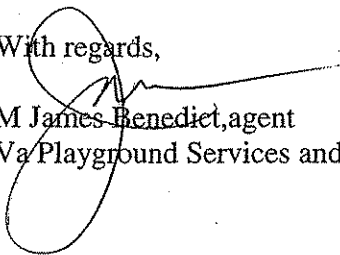
Frank Whittaker
Purchasing Division
State of West Virginia.
Department of Administration
2019 Washington St.
Charleston, WV 25305

RE. DNR Playground RFP

To whom it may concern,

This letter and supporting bid documents represent our reply and price quote for the DNR Playground RFP for the referenced park site. We are quoting "as equal and better" to the specifications and item list indicated in this RFP. Our product is manufactured by Little Tikes Commercial factory, hereafter "LTC". This bid is offered by the factory by and thru the local WV agent . We state that we comply fully with all requirements for ASTM 1487 and CPSC 325 and ADA and IPEMA third party guidelines. We have attempted to meet the specifications and stated requirements and drawings showing play events. Plan views and 3D renderings are attached. Our actual items list has been notated to indicate our intended "as equal and better" LTC equipment in place of vendor named in specs. Our post system is 3.5 inch OD uprights. Our swing arch posts are 5 inch OD and the support beam is 3.5 inch OD. Our Attachments are direct bolt. Our posts are 3.5 inch steel, prepared and powder coated in the colors requested. Some upright posts are not aluminum, but are heavy duty OD diameter steel, and powder coated steel with extra epoxy coating. Our posts offer 100 year warranty against defects. Recent equipment industry standards recommend this heavy duty steel in order to meet the demand for strength, durability, and low maintenance over time. We ask you to please review all attachments in support of our full compliance for this RFP.

With regards,


M James Benedict, agent
Va Playground Services and LTC



State of West Virginia
DRUG FREE WORKPLACE CONFORMANCE AFFIDAVIT
West Virginia Code §21-1D-5

STATE OF WEST VIRGINIA
COUNTY OF KANAWHA, TO-WIT:

I, M. JAMES BENEDETT, after being first duly sworn, depose and state as follows:


- 1. I am an employee of VIRGINIA PLAYGROUND SERVICE, and,
(Company Name)
- 2. I do hereby attest that VIRGINIA PLAYGROUND SERVICE
(Company Name)

maintains a valid written drug free workplace policy and that such policy is in compliance with **West Virginia Code §21-1D-5**.

The above statements are sworn to under the penalty of perjury.

VIRGINIA PLAYGROUND SERVICE
(Company Name)
By: Matthew James Benedict
M. JAMES BENEDETT
Title: AGENT
Date: 5-12-09

Taken, subscribed and sworn to before me this 12th day of May 2009
By Commission expires 10-09-2016



Sharon L. Thaxton
(Notary Public)

THIS AFFIDAVIT MUST BE SUBMITTED WITH THE BID IN ORDER TO COMPLY WITH WV CODE PROVISIONS. FAILURE TO INCLUDE THE AFFIDAVIT WITH THE BID SHALL RESULT IN DISQUALIFICATION OF THE BID.

THE AMERICAN INSTITUTE OF ARCHITECTS



AIA Document A310

Bid Bond

Bond No. N/A

KNOW ALL MEN BY THESE PRESENTS, that we

(Here insert full name and address or legal title of Contractor)

PlayPower LT Farmington, Inc. formerly known as Little Tikes Commercial Play Systems One Iron Mountain Drive, Farmington, MO 63640 as Principal, hereinafter called the Principal, and

(Here insert full name and address or legal title of Surety)

Travelers Casualty and Surety Company of America One Tower Square, Hartford, CT 06183-6014

a corporation duly organized under the laws of the State of Connecticut as Surety, hereinafter called the Surety, are held and firmly bound unto

(Here insert full name and address or legal title of Owner)

State of West Virginia 2019 Washington Street, Charleston, WV 25305

as Obligee, hereinafter called the Obligee, in the sum of Five Percent of Amount Bid

\$ 58,218.00 Amount of Bid Dollars (\$ 5% of Amount Bid)

for the payment of which sum well and truly to be made, the said Principal and the said Surety, bind ourselves, our heirs, executors, administrators, successors and assigns, jointly and severally, firmly by these presents.

WHEREAS, the Principal has submitted a bid for

(Here insert full name, address and description of project)

DNR 209 186 Valley Falls New Playground and Surfacing - Supply new factory play equipment, install in ground. Supply and deliver special playground mulch.

NOW, THEREFORE, if the Obligee shall accept the bid of the Principal and the Principal shall enter into a Contract with the Obligee in accordance with the terms of such bid, and give such bond or bonds as may be specified in the bidding or Contract Documents with good and sufficient surety for the faithful performance of such Contract and for the prompt payment of labor and material furnished in the prosecution thereof, or in the event of the failure of the Principal to enter such Contract and give such bond or bonds, if the Principal shall pay to the Obligee the difference not to exceed the penalty hereof between the amount specified in said bid and such larger amount for which the Obligee may in good faith contract with another party to perform the Work covered by said bid, then this obligation shall be null and void, otherwise to remain in full force and effect.

Signed and sealed this 14th day of July, 2009

Valeria Calaway (Witness)

PlayPower LT Farmington, Inc. formerly known as Little Tikes Commercial Play Systems

Jimmy Deaton (Principal) VP of Operations (Seal) (Title)

John R. Frank (Witness)

Travelers Casualty and Surety Company of America

Sandra L Ham (Surety) (Seal) (Title)

Sandra L Ham, Attorney-In-Fact

ACKNOWLEDGMENT BY SURETY

STATE OF Missouri
City of St. Louis } ss.


On this 14th day of July, 2009, before me personally appeared Sandra L. Ham, known to me to be the Attorney-in-Fact of Travelers Casualty and Surety Company of America

_____ , the corporation that executed the within instrument, and acknowledged to me that such corporation executed the same.

IN WITNESS WHEREOF, I have hereunto set my hand and affixed my official seal, at my office in the aforesaid County, the day and year in this certificate first above written.

My Commission Expires: October 6, 2009

(Seal)



Heidi A. Notheisen

Heidi A. Notheisen
Notary Public in the State of Missouri
City of St. Louis



POWER OF ATTORNEY

Farmington Casualty Company
Fidelity and Guaranty Insurance Company
Fidelity and Guaranty Insurance Underwriters, Inc.
Seaboard Surety Company
St. Paul Fire and Marine Insurance Company

St. Paul Guardian Insurance Company
St. Paul Mercury Insurance Company
Travelers Casualty and Surety Company
Travelers Casualty and Surety Company of America
United States Fidelity and Guaranty Company

Surety Bond No. N/A

Principal: PlayPower LT Farmington, Inc. formerly known as Little Tikes Commercial Play Systems

OR

Project Description: DNR 209 186 Valley Falls New Playground and Surfacing - Supply new factory play equipment, install in ground. Supply and deliver special playground mulch.

Obligee: State of West Virginia

KNOW ALL MEN BY THESE PRESENTS: That Seaboard Surety Company is a corporation duly organized under the laws of the State of New York, that St. Paul Fire and Marine Insurance Company, St. Paul Guardian Insurance Company and St. Paul Mercury Insurance Company are corporations duly organized under the laws of the State of Minnesota, that Farmington Casualty Company, Travelers Casualty and Surety Company, and Travelers Casualty and Surety Company of America are corporations duly organized under the laws of the State of Connecticut, that United States Fidelity and Guaranty Company is a corporation duly organized under the laws of the State of Maryland, that Fidelity and Guaranty Insurance Company is a corporation duly organized under the laws of the State of Iowa, and that Fidelity and Guaranty Insurance Underwriters, Inc. is a corporation duly organized under the laws of the State of Wisconsin (herein collectively called the "Companies"), and that the Companies do hereby make, constitute and appoint Sandra L. Ham of the City of St. Louis, State of Missouri, their true and lawful Attorney(s)-in-Fact, each in their separate capacity if more than one is named above, to sign, execute, seal and acknowledge any and all bonds, recognizances, conditional undertakings and other writings obligatory in the nature thereof on behalf of the Companies in their business of guaranteeing the fidelity of persons, guaranteeing the performance of contracts and executing or guaranteeing bonds and undertakings required or permitted in any actions or proceedings allowed by law.

IN WITNESS WHEREOF, the Companies have caused this instrument to be signed and their corporate seals to be hereto affixed, this 11th day of August, 2006.

Farmington Casualty Company
Fidelity and Guaranty Insurance Company
Fidelity and Guaranty Insurance Underwriters, Inc.
Seaboard Surety Company
St. Paul Fire and Marine Insurance Company

St. Paul Guardian Insurance Company
St. Paul Mercury Insurance Company
Travelers Casualty and Surety Company
Travelers Casualty and Surety Company of America
United States Fidelity and Guaranty Company



State of Connecticut

City of Hartford ss.

By: [Signature]
George W. Thompson, Senior Vice President

On this the 11th day of August, 2006, before me personally appeared George W. Thompson, who acknowledged himself to be the Senior Vice President of Farmington Casualty Company, Fidelity and Guaranty Insurance Company, Fidelity and Guaranty Insurance Underwriters, Inc., Seaboard Surety Company, St. Paul Fire and Marine Insurance Company, St. Paul Guardian Insurance Company, St. Paul Mercury Insurance Company, Travelers Casualty and Surety Company, Travelers Casualty and Surety Company of America, and United States Fidelity and Guaranty Company, and that he, as such, being authorized so to do, executed the foregoing instrument for the purposes therein contained by signing on behalf of the corporations by himself as a duly authorized officer.

In Witness Whereof, I hereunto set my hand and official seal.

My Commission expires the 30th day of June, 2011.



[Signature]
Marie C. Tetreault, Notary Public

This Power of Attorney is granted under and by the authority of the following resolutions adopted by the Boards of Directors of Farmington Casualty Company, Fidelity and Guaranty Insurance Company, Fidelity and Guaranty Insurance Underwriters, Inc., Seaboard Surety Company, St. Paul Fire and Marine Insurance Company, St. Paul Guardian Insurance Company, St. Paul Mercury Insurance Company, Travelers Casualty and Surety Company, Travelers Casualty and Surety Company of America, and United States Fidelity and Guaranty Company, which resolutions are now in full force and effect, reading as follows:

RESOLVED, that the Chairman, the President, any Vice Chairman, any Executive Vice President, any Senior Vice President, any Vice President, any Second Vice President, the Treasurer, any Assistant Treasurer, the Corporate Secretary or any Assistant Secretary may appoint Attorneys-in-Fact and Agents to act for and on behalf of the Company and may give such appointee such authority as his or her certificate of authority may prescribe to sign with the Company's name and seal with the Company's seal bonds, recognizances, contracts of indemnity, and other writings obligatory in the nature of a bond, recognizance, or conditional undertaking, and any of said officers or the Board of Directors at any time may remove any such appointee and revoke the power given him or her; and it is


FURTHER RESOLVED, that the Chairman, the President, any Vice Chairman, any Executive Vice President, any Senior Vice President or any Vice President may delegate all or any part of the foregoing authority to one or more officers or employees of this Company, provided that each such delegation is in writing and a copy thereof is filed in the office of the Secretary; and it is


FURTHER RESOLVED, that any bond, recognizance, contract of indemnity, or writing obligatory in the nature of a bond, recognizance, or conditional undertaking shall be valid and binding upon the Company when (a) signed by the President, any Vice Chairman, any Executive Vice President, any Senior Vice President or any Vice President, any Second Vice President, the Treasurer, any Assistant Treasurer, the Corporate Secretary or any Assistant Secretary and duly attested and sealed with the Company's seal by a Secretary or Assistant Secretary; or (b) duly executed (under seal, if required) by one or more Attorneys-in-Fact and Agents pursuant to the power prescribed in his or her certificate or their certificates of authority or by one or more Company officers pursuant to a written delegation of authority; and it is

FURTHER RESOLVED, that the signature of each of the following officers: President, any Executive Vice President, any Senior Vice President, any Vice President, any Assistant Vice President, any Secretary, any Assistant Secretary, and the seal of the Company may be affixed by facsimile to any power of attorney or to any certificate relating thereto appointing Resident Vice Presidents, Resident Assistant Secretaries or Attorneys-in-Fact for purposes only of executing and attesting bonds and undertakings and other writings obligatory in the nature thereof, and any such power of attorney or certificate bearing such facsimile signature or facsimile seal shall be valid and binding upon the Company and any such power so executed and certified by such facsimile signature and facsimile seal shall be valid and binding on the Company in the future with respect to any bond or understanding to which it is attached.

I, Kori Johanson, the undersigned, Assistant Secretary, of Farmington Casualty Company, Fidelity and Guaranty Insurance Company, Fidelity and Guaranty Insurance Underwriters, Inc., Seaboard Surety Company, St. Paul Fire and Marine Insurance Company, St. Paul Guardian Insurance Company, St. Paul Mercury Insurance Company, Travelers Casualty and Surety Company, Travelers Casualty and Surety Company of America, and United States Fidelity and Guaranty Company do hereby certify that the above and foregoing is a true and correct copy of the Power of Attorney executed by said Companies, which is in full force and effect and has not been revoked.

IN TESTIMONY WHEREOF, I have hereunto set my hand and affixed the seals of said Companies this 14th day of July, 2009.


Kori M. Johanson, Assistant Secretary



To verify the authenticity of this Power of Attorney, call 1-800-421-3880 or contact us at stpaultravelersbond.com. Please refer to the Attorney-In-Fact number, the above-named individuals and the details of the bond to which the power is attached.

COMPLETE SPECIFICATION
AT REAR OF BINDER

5" O.D. POST

KID BUILDERS™ SPECIFICATIONS

Plastic Caps shall fit snugly into 127 mm (5") and 33 mm (1.315") tube ends and shall be injection molded Low Density Polyethylene. This plastic shall be stabilized against ultraviolet (UV) degradation and shall have color molded in. All caps will be installed at the factory and 127 mm (5") caps will be secured with aluminum hammer drive pins.

Aluminum Caps shall fit snugly into 127 mm (5") tube ends and shall be Cast Aluminum. Aluminum Caps shall have a baked-on electrostatically applied polyester dry powder coating. All caps will be installed at the factory and will be secured with aluminum hammer drive pins.

Paint shall be an electrostatically applied polyester dry powder coating which shall be cured at temperatures between 400 and 500 degrees Fahrenheit. The polyester powder shall comply with ASTM standards: D-522 (Flexibility Mandrel Test), D-2794 (Impact Resistance Test), B-117 (Salt Spray Resistance Test), D-2247 (Humidity Resistance Test), D822 (Weatherability Test), D3363 (Pencil Hardness Test), D2454 (Overbake Resistance Test) and D3359B (Adhesion Crosshatching Test). Epoxy or Hybrid paints are not acceptable due to poor weatherability characteristics.

Rotationally Molded Plastic Parts shall be molded from linear low density polyethylene with ultraviolet (UV) light stabilizers, anti-static guard and color molded in. This material shall comply with ASTM-D-790 (Flex Modulus), ASTM -D-638 (Tensile Strength), ASTM-D-648 (Heat Distortion Temperature) and ARM-STD (Low Temperature Impact).

Textured Poly-Vinyl-Chloride coating shall be an average of 3 mm (.118") thick. Poly-vinyl-chloride coating shall be oven cured and textured for added traction when wet or dry.

Hardware: Bolts, Nuts, Screws, Threaded Spacers, Washers and Other Hardware used in the assembly of components shall be metric stainless steel and tamper resistant. All necessary hardware shall be provided.

Deck Clamp assemblies shall consist of two steel half-clamps. Clamp profiles shall be designed to eliminate protrusions. Clamps shall be die formed from 12 gauge draw quality steel. Clamps shall have a 6 mm (.25") radius rib formed in the top and bottom of the clamp for structural integrity. The clamp attachment bracket shall be formed from 11 gauge sheet steel and shall be welded securely to the clamp half. All clamp halves shall be zinc plated, yellow dichromate coated and phosphate coated before being TGIC polyester powder coated. Tamper-resistant fasteners shall be used to retain clamps and shall consist of M10 six lobe socket head stainless steel cap screws and M10 slab-base Tee nuts. All clamps shall be provided with aluminum hammer drive pins to protect against slippage.

Rail Clamp assemblies shall consist of two steel half-clamps. Clamp profiles shall be designed to eliminate protrusions. Clamps shall be die formed from 12 gauge draw quality steel. Clamps shall have a minimum 6 mm (.25") radius rib formed in the top and bottom of the clamp for structural integrity. All clamp halves shall be zinc plated, yellow dichromate coated and phosphate coated before being TGIC polyester powder coated. Tamper-resistant fasteners shall be used to retain clamps and shall consist of M10 six lobe socket head stainless steel cap screws and M10 slab-base Tee nuts. All clamps shall be provided with aluminum hammer drive pins to protect against slippage.

Wing Clamp assemblies shall consist of two steel half-clamps. Clamp profiles shall be designed to eliminate protrusions. Clamps shall be die formed from 12 gauge draw quality steel. Clamps shall have a 6 mm (.25") radius rib formed in the top and bottom of the clamp for structural integrity. The clamp wing bracket shall be formed from 7 gauge sheet steel and shall be welded securely to the clamp half. All clamp halves shall be zinc plated, yellow dichromate coated and phosphate coated before being TGIC polyester powder coated. Tamper-resistant fasteners shall be used to retain clamps and shall consist of M10 six lobe socket head stainless steel cap screws and M10 slab-base Tee nuts. All clamps shall be provided with aluminum hammer drive pins to protect against slippage.

Colored Kick Plates and Deck to Deck Activity Plates shall be fabricated from 13 gauge (2.3 mm) pre-galvanized sheet steel. After fabrication, deck to deck plates shall have a baked-on electrostatically applied polyester dry powder coating. 8", 12" and 16" plates shall have fun faces laser cut into them. 24", 28" and 32" plates shall have grooves cut into them with optional slider "Parachute/shapes" fabricated from CNC Routed high density polyethylene sheet.

Galvanized Steel Posts shall be 127 mm (5") O.D., 11 gauge pre-galvanized round tubing. Minimum tensile strength shall be 380MPa (55,000psi). Minimum yield point shall be 345MPa (50,000psi). The bottom portion of all upright posts shall be crimped slightly to enhance retention in concrete footings. Plastic caps shall fit into the uncrimped end of the 127 mm (5") tube. After fabrication, all posts shall have a baked-on electrostatically applied polyester dry powder coating.

INDEPENDENT SWING SPECIFICATIONS

Kid Builders™ Swings beam shall be fabricated from 60 mm (2.375") O.D. 5 gauge pre-galvanized steel tube. Uprights shall be fabricated from 127 mm (5") O.D. 11 gauge pre-galvanized steel. Both shall have a baked-on electrostatically applied polyester dry powder coating. The components are freed of excess weld spatter and shall be cleaned in a multiple bath system, which shall include a rust-inhibitive iron phosphate wash prior to painting.



Kid Builders™ 8' (2.4 m) Arch Swings beam shall be fabricated from 60 mm 5 gauge pre-galvanized steel tube bent into an arch. Uprights shall be 3.5 inch O.D. The beam and uprights shall have a baked-on electrostatically applied polyester dry powder coating. Anti Wrap-over swing bearings (U.S. Patent 6,123,480) shall be fabricated from sand cast bronze with injection molded nylon plastic. Swing chains shall be 4/0 straight link galvanized steel. OR Stainless steel when specified. The components are freed of excess weld spatter and shall be cleaned in a multiple bath system, which shall include a rust-inhibitive iron phosphate wash prior to painting. All other connecting hardware shall be stainless steel.

Standard Belt Swing Seats shall be rubber with a tempered steel insert molded inside, rendering them slashproof. Swing chains shall be 4/0 straight link galvanized steel. OR stainless steel when specified.

Tot Swing Seats shall be heavy duty construction, fabricated from black rubber with a tempered steel insert molded inside, rendering them slashproof. Tot seat shall be fully enclosed to prevent slipping out and provide lower back support. Two sizes of leg cutouts make this seat versatile enough to accommodate larger children with special needs also. Swing chains shall be 4/0 straight link galvanized steel. OR stainless steel when specified,

Hardware: Bolts, Nuts, Screws, Threaded Spacers, Washers and Other Hardware used in the assembly of components shall be Stainless Steel and be tamper resistant. All necessary hardware shall be provided.

~~PPLT PAINT~~ Specification: Primer shall be electrostatically applied and cured in an infrared oven. Paint shall be an electrostatically applied polyester TGIC (triglycidyl isocyanurate) powder coating which shall be cured at temperatures between 400 and 500 degrees Fahrenheit. The thickness of the combined primer/paint shall be between 5 mils and 11 mils. The polyester powder shall comply with ASTM standards: D-2794 (Impact Resistance Test), B-117 (Salt Spray Resistance Test), G26 (Weatherability Test), and D3359B (Adhesion Crosshatching Test).

~~PPLT ROTO~~ Specification: Rotationally Molded Plastic Parts shall be molded from linear low density polyethylene with ultraviolet (UV) light stabilizers, anti-static guard (for Molding purposes) and color molded in. This material shall comply with ASTM-D-790 (Flex Modulus), ASTM -D-638 (Tensile Strength), ASTM-D-648 (Heat Deflection Temperature), ARM-STD (Low Temperature Impact) and rated UL 94.

~~PPLT PVC~~ Specification: Textured Poly-Vinyl-Chloride coating shall be an average of 3 mm (.125") thick. Poly-vinyl-chloride coating shall be oven cured and textured for added traction when wet or dry.

Infinity Flex 1 & 2 Freestanding: climbers/pads shall be molded per PPLT ROTO Specification. Footing supports are fabricated from pre-galvanized 42.2 mm (1.660") diameter steel tubing welded with 11 gauge pre-galvanized sheet steel. The center post shall be fabricated from 88.9mm (3.5") O.D. 1/1 ga pre-galvanized steel tubing with 11 gauge pre-galvanized sheet steel tabs. The supports and center post shall be painted per PPLT PAINT Specification.

TIKES OF STEEL CLIMBER (4 MAN) shall be fabricated from 33 mm (1.315") O. D. pre-galvanized steel tubing rungs welded to side rails. The side rails shall be fabricated from 48.3 mm (1.90") O.D. pre-galvanized steel tubing. The Climber shall consist of a center support assembly with three Tikes of Steel supporting the perimeter. A center support pole shall be fabricated from 42.2 mm (1.66") O.D. pre-galvanized steel tubing and attach to an arched Tike of Steel (fourth) and center support assembly. After fabrication all components shall be painted per PPLT PAINT Specification.

Tot Swing Seats shall be heavy duty construction, fabricated from black EPDM rubber with a tempered steel insert molded inside, rendering them slash proof. Tot seat shall be fully enclosed to prevent slipping out and provide lower back support. Two sizes of leg cutouts make this seat versatile enough to accommodate larger children with special needs also.

~~Duraglide Standard Swing Seat shall be molded using water-blown integral skin Polyurethane foam. This material yields excellent physical properties while providing a soft comfortable feel. The internal reinforcing plate shall be 2.3 mm (.09") thick steel. Attachment loops shall be formed from 8 mm (.311") diameter 304 stainless steel rod with a tensile strength of 586mpa (85,000psi).~~

The Inclusive Swing Seat shall be rotationally molded per PPLT ROTO Specification with molded in graphics. The assembly contains 9.5mm (3/8") steel zinc-dichromate plate and 33 mm (1.315") O.D. pre-galvanized steel tubing painted per PPLT PAINT Specification. Chains for Inclusive Seat shall be coated per PPLT PVC Specification.

~~DRAGONFLY as Buckabout and Teeter and See-Saw wings are to be fabricated from 48.3 mm (1.90") O.D. 11 gauge pre-galvanized tubing with a 33.4 mm (1.3") O.D. cross bar. The seat is to be 16 gauge sheet steel coated per PPLT PVC Specifications. The wings rest on two 3/8" steel plate supports. The Dragonfly Stand is to be fabricated from 88.9 mm (3.5") O.D. pre-galvanized tubing and a 1/2" steel plate for the spring to attach to. The Dragonfly spring shall be a two way torsion rubber spring. Two 3/8" steel plates provide positive stops for a 38.1 mm (1.5") square axel bar which the dragonfly rotates about. The wing assembly and stand assembly are to be painted per PPLT PAINT Specifications.~~


~~SPRING TOY Bumble Bee, Grasshopper, Horse, Whale Rider Body: The rider body is a rotationally molded figure or mold positive supported by a body frame. Wall thickness of molded components shall be 3/16" to 1/4". The body frame shall consist of front and/or rear supports constructed of 1-1/2" tube and/or of 2" x 2" x 1/4" angle, a cross member constructed of 1-1/4" pipe, handholds of 1" (1" O.D.) 15 ga. tube and/or Gator Grip, a cross brace of 1-1/2" x 1-1/2" x 1-1/2" angle and Gator Grip, a mount of 1/4" x 1-1/2" flat or 1/4" plate, and a base and gussets constructed of 7 ga. sheet, all solid welded. Model # 960 is shaped like a ladybug, and Model # 961 is shaped like a bumblebee. The "C" springs shall be constructed of 3/8" or 7/16" spring steel, 4" wide by approximately 41-1/2" long, bent 180 degrees to form a large "C". Security plate and spacers shall be constructed of 1/4" flat sheet. Anchor bolts shall be 1/2"-13 x 12" mechanically galvanized steel with 2" of threads running from the end and a 90 degree bend at approximately 1-1/4" from the opposite end. All hardware shall be fastener style A. The rider bodies shall have color molded in. The Lady Bug shall have molded in color for the spots and molded in decals for the eyes. The BumbleBee shall have molded in black color for the stripes, and molded in decals for the eyes. Handholds shall have a galvanized finish. The "C" springs, security plates, and spacers shall be finished in powdercoat~~

~~KID BUILDERS™ TIRE SWING beam and uprights shall be fabricated from 127 mm (5") O.D. 11 gauge pre-galvanized steel. The molded tire shall contain a steel reinforcement ring fabricated from 33.4 mm (1.312") 14 gauge pre-galvanized steel tubing. The steel components shall be painted per PPLT PAINT Specification. Tire Swings shall be rotationally molded per PPLT ROTO Specification. Swing chains shall be 4/0 straight link galvanized steel coated per PPLT PVC Specification. The tire swing mounting hardware shall include an automotive-type U-joint assembly protected by a rubber bellows and a turning collar with grease fitting provided.~~

FABRIC

WOVEN SLIT FILM GEOTEXTILES

Featuring high tensile strengths and low elongations, our Geotex® woven geotextiles have a remarkable capacity for filtering soils, distributing loads, reducing rutting and extending the life of paved and unpaved roadways. Made from individual yarns woven together to provide dimensionally stable geotextiles, they are resistant to ultraviolet (UV) degradation and to biological and chemical environments normally found in soils. All of our woven geotextiles are backed by decades of in-field performance in everything from separation and filtration to erosion control and waste containment applications.



Geosynthetics

- 1007741 GEOTEX 135ST/2000 (12.5X432) 600SY/RL
- 1008421 GEOTEX 135ST/2000 (17.5X360) 700SY/RL
- 1007738 GEOTEX 200ST/2002 (12.5X432) 600SY/RL
- 1007742 GEOTEX 200ST/2002 (17.5X309) 600SY/RL
- 1008445 GEOTEX 250ST/2004 (12.5X360) 500SY/RL
- 1008446 GEOTEX 250ST/2004 (17.5X258) 501.67SY/RL
- 1007997 GEOTEX 315ST/2006 (12.5X360) 500SY/RL
- 1008066 GEOTEX 315ST/2006 (17.5X258) 501.67SY/RL

NONWOVEN GEOTEXTILES

Made from the highest quality polypropylene fibers, our Geotex® nonwoven geotextiles are needlepunched to form a strong fabric that retains its dimensional stability, adding years to the life of any roadway, railroad, landfill or civil/environmental engineering project. Used in subsurface drainage, separation, stabilization, erosion control and cushioning applications, our geotextiles are resistant to ultraviolet (UV) degradation and to biological and chemical environments normally found in soils.

Geotex® Lightweight Nonwovens

The ability of lightweight Geotex® nonwoven needle punched geotextiles to restrict soil particles but allow water to easily pass through makes them perfect for filtration and/or separation applications.

- 1009743 GEOTEX 311/4535 (12.5X360) 500SY/RL
- 1004840 GEOTEX 311/4535 (15X360) 600SY/RL
- 1009744 GEOTEX 351/4545 (12.5X360) 500SY/RL
- 1004779 GEOTEX 351/4545 (15X360) 600SY/RL
- 1008179 GEOTEX 451/4547 (12.5X360) 500SY/RL
- 1008178 GEOTEX 451/4547 (15X360) 600SY/RL

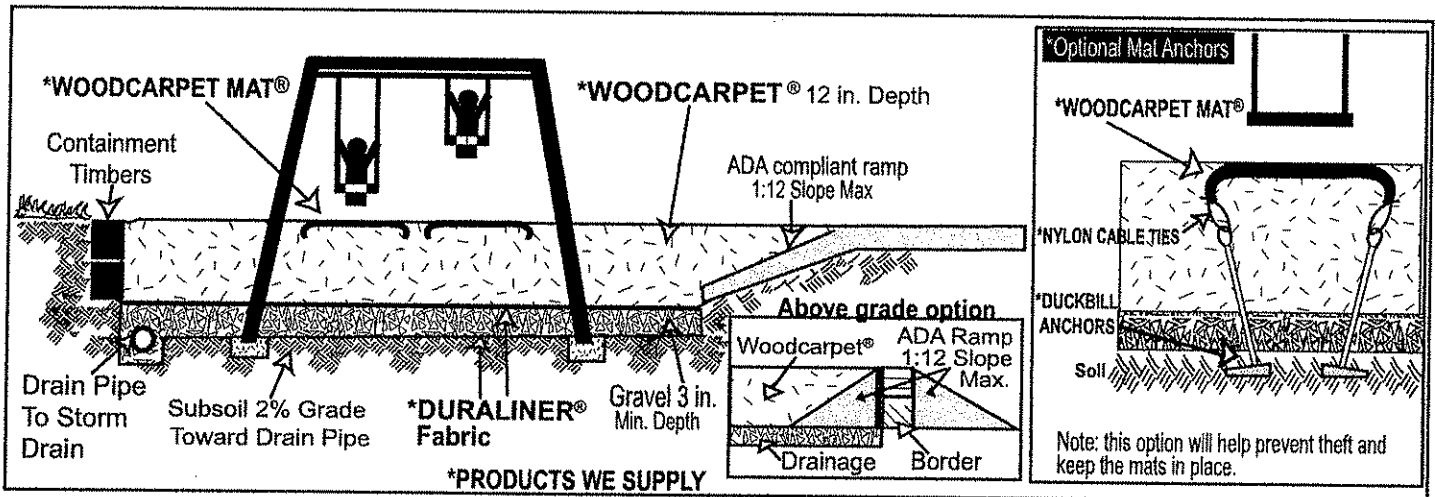
GEOTEX® NONWOVEN

SPECIFICATION- System 1

SECTION 02790

WOODCARPET
PLAYGROUND SURFACING

- A. Product Data:** Submit manufacturer's product data, including warranty, maintenance and installation instructions, ASTM F1292, F1951, and F2075 test results, IPEMA certificates of compliance, and samples.
- B. Manufacturer Qualifications:**
1. Member of International Play Equipment Manufacturer's Association (IPEMA).
 2. Total Liability Insurance Coverage: \$11,000,000.
 3. Sales Representatives certified by National Playground Safety Institute (NPSI).
- C. Warranty Covers Playground Surfacing for Following Periods:**
1. Engineered Wood Fiber Playground Surfacing: 15 years
 2. Playground Surfacing Wear Mat: 5 years
- D. Manufacturer:**
1. Zeager Bros., Inc., 4000 East Harrisburg Pike, Middletown, Pennsylvania 17057. Toll Free (800) 346-8524.
 2. Zeager Hardwood Co., 340 Steele Road, Franklin, KY 42134. Toll Free (800) 296-9227.



E. Application: outdoor playground surface using drainage gravel.

F. Critical Height: 12" / 12 feet fall protection. 8" / 8 feet fall protection.

G. Installation Procedure:

1. Review project plans and verify that playground equipment use zones, clearances, and reach ranges will comply with ASTM F1487 sections 8, 9, and 10, and with CAN/CSA-Z614 sections 14 and 15.
2. Prepare the site in accordance with the project engineer's directions and project specifications. Ensure that drainage is routed away from or around the playground area to prevent sand, soil, silt, or other foreign material from contaminating the WOODCARPET®. Grade subsoil to a 2% grade toward the drain pipe. Max 7-8% with stable sub-surface.
3. Install playground equipment.
4. Place a layer of DURALINER® on top of the subsoil. Overlap seams 10 in. (25cm), or 5 in. (63cm) if a double bead of exterior grade construction adhesive is applied to the overlap. Place seams parallel to direction of slides and travel of swings when ever possible.
5. Excavate a minimum 8 in.w. x 8 in.d. (20cm x 20cm) trench along the low end of the area to a storm drain. Install drain pipe.
6. Spread drainage gravel (1 in. - 2 in. [3cm-6cm] clean gravel) to a minimum depth of 3 in. (8cm). Fill drainage trench.
7. Install timbers or an alternate containment system above or below grade. Provide for an access ramp up to play surface if above ground (max 7-8%) or down to if play surface is below grade that complies with ASTM F1487 Section 10.
8. As described in Step 4, place an additional layer of DURALINER® on top of the drainage gravel.
9. Spread WOODCARPET® to a minimum depth of 8 in. after compaction for play equipment under 4 ft. high and to a minimum depth of 12 in. after compaction for play equipment over 4 ft. high. Natural compaction (approx. 1/3) will occur in 2 - 6 weeks. WOODCARPET® must be compacted to be accessible. Mechanically compacting WOOD-CARPET® requires approximately 15% more WOODCARPET® than natural compaction. Exercise caution to prevent damaging the DURALINER® and drain materials. Do not operate equipment directly on the DURALINER®.
- *10. Install a WOODCARPET® Mat (PVC or Foam) in each kick-out area. When installing a wear mat on top of WOODCARPET®, dig a channel around the mat edge down to the base of the WOODCARPET® and slope mat edges down into the channel. If anchoring the mat, install anchors and nylon cable ties to attach the mat to the anchors. Refill the channel with WOODCARPET®. Foam mats must use anchor system with system 1. Anchoring is optional for PVC mats.
11. Inspect the playground and verify that playground equipment use zones, clearances, and reach ranges comply with ASTM F1487 sections 8, 9, and 10, and with CAN/CSA-Z614 sections 14 and 15.
12. Rake WOODCARPET® level a second time two weeks after installation is finished and as needed thereafter.

*Installation of wear mats under all swings and other high-use areas is required in the state of California.

Specification- System 1

SECTION 02790

WOOD CARPET-2 Playground Surfacing

H. Notes:

1. Inadequate drainage voids the WOODCARPET® conditional limited warranty and hastens decomposition.
2. For immediate accessibility, install WOODCARPET® in 6 in. maximum layers. Rake level, wet, and mechanically compact each layer twice with a flat surface compactor. Change direction 90 degrees on second compaction.
3. Periodic maintenance should include removing debris, raking and topping off by performing steps 9 and 11. See also WOODCARPET® maintenance recommendations.

I. Products

1. Engineered Wood Fiber Playground Surfacing: WOODCARPET®
 - a. Composition:
 - (1) Premium Woodcarpet contains 100% pre-consumer recovered wood.
 - (2) Recycled Woodcarpet may contain up to 100% post-consumer recovered wood.
 - b. Dimensions: Randomly sized wood fibers.
 - c. Sieve Analysis, ASTM F2075-04: Meets criteria.
 - d. Hazardous metal, ASTM F2075-04: Meets criteria.
 - e. Tramp metal, ASTM F2075-04: Meets criteria.
 - f. Impact, ASTM F1292-04: 8 inches meets criteria up to 8 ft. fall height and 12 inches meets criteria up to 12 ft. fall height.
 - g. Accessibility, ASTM F1951: Meets criteria.
 - h. Resistance to Flammability, 16 FR Part 1630 Standard for Surface. Flammability of Carpets and Rugs (FFI-70), Modified Procedure. Not Oven Dried: Meets Criteria.
 - i. Flammability, 16 CFR 1500.44, Federal Hazardous Substances Act Title 16, Chapter II, Subchapter C for Rigid and Pliable Solids: Did not ignite.
 - j. IPEMA Certification: 8"/8ft., 12"/12ft. Fall protection. F1292-04 Tramp metals, Sieve analysis, Heavy Metals. F2075-04

2. Fabric: DURALINER®

- a. Composition: Non-woven, needle-punched, UV-treated, polypropylene or polyester fabric.
- b. Recycled content: 0%.
- c. Size: 5 to 6 feet wide x 250 feet long.
- d. Weight, ASTM D3776: Min. 3.69 ounces per square yard.
- e. Thickness, ASTM D5199: min. 55 mils.
- f. Grab Tensile Strength, ASTM D4632: min. 90 pounds.
- g. Mullen Burst Strength, ASTM D3786: min. 132 pounds.
- h. Puncture Resistance, ASTM D4833: min. 60 pounds.
- i. Trapezoid Tearing Strength, ASTM D4533: min. 40 pounds.
- j. Permittivity, ASTM D4491: min. 1.9 sec-1.
- k. Flow Rate, ASTM D4491: min. 145 gallons per minute per sq.ft
- l. Permeability, ASTM D4491: min. 0.24 centimeters per second.

I. Products-cont.

3. Playground Surfacing Wear Mat: WOODCARPET® PVC MAT
 - a. Composition: Polyvinylchloride (PVC).
 - b. Recycled Content: 60 % Preconsumer recovered pvc.
 - c. Drain Holes: 3/8 inch diameter holes, one per 10 square inches.
 - d. Size: 42 in. x 42 in. [slide exit], 42 in. x 78 in. [swing], 78 in. x 78 in. [tire swing, vertical spinner], 78 in. x 90 in. [swing bay], 156 in. OD x 73.5 in. ID [merry go round, supernova], 67.5 in. OD [supernova].
 - e. Weight: 3.0 pounds per square foot.
 - f. Thickness: ¼ inches.
 - g. Impact, ASTM F1292: Over 11.25 inches of Woodcarpet, meets criteria up to 12 feet.
 - h. IPEMA Certification: Over 11.25 inches of Woodcarpet, rated to 12 feet.
4. Playground Surfacing Wear Mat: WOODCARPET® FOAM MAT.
 - a. Composition: Closed-cell, cross-linked, polyethylene foam.
 - b. Recycled content: 100% pre-consumer recovered foam.
 - c. Top surface: Covered with layer of heavy duty vinyl.
 - d. Drain holes: 3/8 diameter holes, one per square foot.
 - e. Size: 44 in. x 44 in. [slide exit], 44 in. x 74 in. [swing]
 - f. Finished size: 32in.x32in. [slide exit], 32in.x62in. [swing]
 - g. Weight: 1" thick= 1.5 pounds per square foot.
 - h. Thickness: 1 & 2 inches. (2" to be discontinued)
 - i. Impact, ASTM F1292: 1 in. thick mat meets criteria up to 4 feet.
 - j. IPEMA Certification: 1" thick mat over 11" of Woodcarpet rated to 12ft. fall protection.



General Specifications

- Ant hill Climber
- ~~Frontier climber~~


NOTE: Specifications were in effect at time of printing, however, due to our commitment to Product improvement, innovation, value, and safety, Union Land Co.,LTD reserves the right to Change specifications at anytime without notice.

2008

308 D-Bob Industrial Suit10 , Peachtree City, GA 30269 Tel: 770-486-4246 Fax: 770-486-4248

www.unionlandinc.com

◉ Ant Hill Climber



1. Panel climber (CLM101,102,103,104,105)

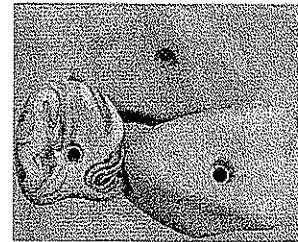
- Ant Hill panel climber shall be rotationally molded of liner low-density polyethylene resin.

2. Support post

- Support post shall be dia 1.3"×t0.11" (ø34.0×t2.8) steel tube and finished with a Polyester Powder Coating after galvanized

3. Climb Holders

- Artificial rock climber components are of excellent design and exceptional And Rock holder is made by Polyethylene resins combine with silicon powder.

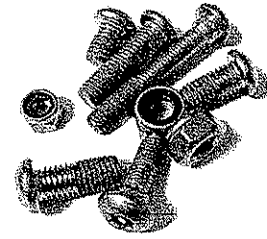


4. Climb Rope

- Compound rope shall be dia 0.7" (18mm)-round stand rope and breaking load shall be over 79,82 kN/ mm².
- There are 114 wire with a diameter of 0.6 mm in the outer strands and another 114 with a diameter of 0,4 mm in the steel core.
- Therefore 32.2 mm² steel wire with 1770 N/mm² of breaking strength.

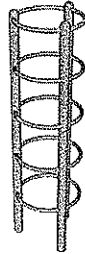
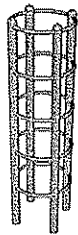
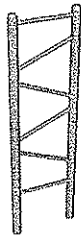
5. Hardware

- Bolts, nuts and fastenings are stainless steel (SUS300Series).
- We use TORX (correction) Bolt to prevent mischief.
- Adhesive is applied on mount of bolt, along with a LOCK NUT to ensure a higher degree of safety.
- A nylon thread-locking patch is applied to certain hardware Bolts, Nuts, Screws, Washers and other hardware used in the assembly of components shall be metric stainless steel and tamper resistant.
- All necessary hardware shall be provided.



6. Main Post

- Post frame shall be dia 3"×t0.11"(ø76.3×2.8t) steel tube connected with dia 1.3"×t0.11"(ø34.0×2.8)Steel tube and finished with a polyester powder coating after electric galvanizing.
- Post shall be connected to Ant hill climber with caster aluminum clamp.
- The clamp shall be finished with a polyester powder coating after polished.



Ah-CLM201

Ah-CLM202

Ah-CLM203

Ah-CLM204

Ah-CLM205



COMPLETE ORIGINAL KB

5" O.D. POST

KID BUILDERS™ SPECIFICATIONS

Plastic Caps shall fit snugly into 127 mm (5") and 33 mm (1.315") tube ends and shall be injection molded Low Density Polyethylene. This plastic shall be stabilized against ultraviolet (UV) degradation and shall have color molded in. All caps will be installed at the factory and 127 mm (5") caps will be secured with aluminum hammer drive pins.

Aluminum Caps shall fit snugly into 127 mm (5") tube ends and shall be Cast Aluminum. Aluminum Caps shall have a baked-on electrostatically applied polyester dry powder coating. All caps will be installed at the factory and will be secured with aluminum hammer drive pins.

Paint shall be an electrostatically applied polyester dry powder coating which shall be cured at temperatures between 400 and 500 degrees Fahrenheit. The polyester powder shall comply with ASTM standards: D-522 (Flexibility Mandrel Test), D-2794 (Impact Resistance Test), B-117 (Salt Spray Resistance Test), D-2247 (Humidity Resistance Test), D822 (Weatherability Test), D3363 (Pencil Hardness Test), D2454 (Overbake Resistance Test) and D3359B (Adhesion Crosshatching Test). Epoxy or Hybrid paints are not acceptable due to poor weatherability characteristics.

Rotationally Molded Plastic Parts shall be molded from linear low density polyethylene with ultraviolet (UV) light stabilizers, anti-static guard and color molded in. This material shall comply with ASTM-D-790 (Flex Modulus), ASTM -D-638 (Tensile Strength), ASTM-D-648 (Heat Distortion Temperature) and ARM-STD (Low Temperature Impact).

Textured Poly-Vinyl-Chloride coating shall be an average of 3 mm (.118") thick. Poly-vinyl-chloride coating shall be oven cured and textured for added traction when wet or dry.

Hardware: Bolts, Nuts, Screws, Threaded Spacers, Washers and Other Hardware used in the assembly of components shall be metric stainless steel and tamper resistant. All necessary hardware shall be provided.

Deck Clamp assemblies shall consist of two steel half-clamps. Clamp profiles shall be designed to eliminate protrusions. Clamps shall be die formed from 12 gauge draw quality steel. Clamps shall have a 6 mm (.25") radius rib formed in the top and bottom of the clamp for structural integrity. The clamp attachment bracket shall be formed from 11 gauge sheet steel and shall be welded securely to the clamp half. All clamp halves shall be zinc plated, yellow dichromate coated and phosphate coated before being TGIC polyester powder coated. Tamper-resistant fasteners shall be used to retain clamps and shall consist of M10 six lobe socket head stainless steel cap screws and M10 slab-base Tee nuts. All clamps shall be provided with aluminum hammer drive pins to protect against slippage.

Rail Clamp assemblies shall consist of two steel half-clamps. Clamp profiles shall be designed to eliminate protrusions. Clamps shall be die formed from 12 gauge draw quality steel. Clamps shall have a minimum 6 mm (.25") radius rib formed in the top and bottom of the clamp for structural integrity. All clamp halves shall be zinc plated, yellow dichromate coated and phosphate coated before being TGIC polyester powder coated. Tamper-resistant fasteners shall be used to retain clamps and shall consist of M10 six lobe socket head stainless steel cap screws and M10 slab-base Tee nuts. All clamps shall be provided with aluminum hammer drive pins to protect against slippage.

Wing Clamp assemblies shall consist of two steel half-clamps. Clamp profiles shall be designed to eliminate protrusions. Clamps shall be die formed from 12 gauge draw quality steel. Clamps shall have a 6 mm (.25") radius rib formed in the top and bottom of the clamp for structural integrity. The clamp wing bracket shall be formed from 7 gauge sheet steel and shall be welded securely to the clamp half. All clamp halves shall be zinc plated, yellow dichromate coated and phosphate coated before being TGIC polyester powder coated. Tamper-resistant fasteners shall be used to retain clamps and shall consist of M10 six lobe socket head stainless steel cap screws and M10 slab-base Tee nuts. All clamps shall be provided with aluminum hammer drive pins to protect against slippage.

Colored Kick Plates and Deck to Deck Activity Plates shall be fabricated from 13 gauge (2.3 mm) pre-galvanized sheet steel. After fabrication, deck to deck plates shall have a baked-on electrostatically applied polyester dry powder coating. 8", 12" and 16" plates shall have fun faces laser cut into them. 24", 28" and 32" plates shall have grooves cut into them with optional slider "Parachute/shapes" fabricated from CNC Routed high density polyethylene sheet.

Galvanized Steel Posts shall be 127 mm (5") O.D., 11 gauge pre-galvanized round tubing. Minimum tensile strength shall be 380MPa (55,000psi). Minimum yield point shall be 345MPa (50,000psi). The bottom portion of all upright posts shall be crimped slightly to enhance retention in concrete footings. Plastic caps shall fit into the uncrimped end of the 127 mm (5") tube. After fabrication, all posts shall have a baked-on electrostatically applied polyester dry powder coating.

Aluminum Posts shall be 127 mm (5") O.D., 3 mm (.118") extruded round tubing. The type of aluminum shall be 6061-T6 or 6062-T6. Minimum tensile strength shall be 275MPa (39,000psi). Minimum yield point shall be 255MPa (36,500psi). The components shall be cleaned in a six bath system prior to painting. The bottom portion of all upright posts shall be crimped slightly to enhance retention in concrete footings. Plastic caps shall fit into the uncrimped end of the 127 mm (5") tube. After fabrication, all posts shall have a baked-on electrostatically applied polyester dry powder coating.

Square Vinyl Clad Metal Decks shall cover a minimum of 1.46 square meters (2,275 square inches) of top surface area, be a one-piece construction and be designed to maintain a full 1.2 m (48") on center post spacing. Metal decks shall be fabricated from 13 gauge hot rolled steel which shall be punched, formed and reinforced with welded in place 11 gauge strips. Decks shall have a pattern of equally spaced holes on each edge to provide flush mounting of play events that attach to the deck. This hole pattern shall allow multiple decks to be assembled at the same level providing a surface without size limitations. This assembly shall be dipped in a textured poly-vinyl-chloride coating.

Triangular Vinyl Clad Metal Decks shall be fabricated from 13 gauge hot rolled steel which shall be punched, formed and reinforced with welded in place 11 gauge strips. Each triangular deck shall cover a minimum of 0.63 square meters (985 square inches) of top surface area, be a one-piece construction and be designed to maintain a full 1.2 m (48") on center post spacing. Decks shall have a pattern of equally spaced holes on each edge to provide flush mounting of play events that attach to the deck. This hole pattern shall allow multiple decks at the same level to be assembled providing a surface without size limitations. This assembly shall be dipped in a textured poly-vinyl-chloride coating.

Kid Builders™ to MaxPlay Triangular Vinyl Clad Metal Decks shall be fabricated from 13 gauge hot rolled steel which shall be punched, formed and reinforced with welded in place 11 gauge strips. Each triangular deck shall cover a minimum of 0.55 square meters (852 square inches) of top surface area, and be a one-piece construction. It shall be designed to maintain a full 1.2 m (48") on center post spacing on two deck edges and 1.05 m (41.3") on the third edge. Decks shall have a pattern of holes on each edge to provide flush mounting of play events that attach to the deck. This hole pattern shall allow multiple decks at the same level to be assembled providing a surface without size limitations. This assembly shall be dipped in a textured poly-vinyl-chloride coating.

Half-Hex Vinyl Clad Metal Decks shall be one piece and cover a minimum of 1.89 square meters (2,955 square inches) of top surface area. Metal decks shall be fabricated from 13 gauge hot rolled steel which shall be punched, formed and reinforced with welded in place 11 gauge strips. Decks shall have a pattern of equally spaced holes on each edge to provide flush mounting of play events that attach to the deck. This hole pattern shall allow multiple decks at the same level to be assembled providing a surface without size limitations. This assembly shall be dipped in a textured poly-vinyl-chloride coating.

Full-Hex Vinyl Clad Metal Decks shall cover a minimum of 3.78 square meters (5,900 square inches) of top surface area and be designed to maintain a full 1.2 m (48") on center post spacing. Construction shall consist of two half-hex shaped decks assembled together during installation. Metal decks shall be fabricated from 13 gauge hot rolled steel which shall be punched, formed and reinforced with welded in place 11 gauge strips. Decks shall have a pattern of equally spaced holes on each edge to provide flush mounting of play events that attach to the deck. This hole pattern shall allow multiple decks at the same level to be assembled providing a surface without size limitations. This assembly shall be dipped in a textured poly-vinyl-chloride coating.

Balcony Vinyl Clad Metal Decks shall cover a minimum of .365 square meters (567 square inches) of top surface area and be designed to maintain a full 1.2 m (48") on center post spacing. Construction shall consist of one semi circle shaped deck. Metal decks shall be fabricated from 13 gauge hot rolled steel, which shall be punched, formed and reinforced with welded in place 11 gauge strips. Deck shall have a pattern of equally spaced holes on one edge to provide flush mounting to the deck. This assembly shall be dipped in a textured poly-vinyl-chloride coating. Balcony Rails provide full enclosure and shall be fabricated from 33 mm (1.315") O.D. pre-galvanized steel tubing. Rails shall have a baked-on electrostatically applied polyester dry powder coating.

Accessible Balcony Vinyl Clad Metal Decks with Steering Wheel shall cover a minimum of .365 square meters (567 square inches) of top surface area and be designed to maintain a full 1.2 m (48") on center post spacing. Construction shall consist of one semi circle shaped deck. Metal decks shall be fabricated from 13 gauge hot rolled steel, which shall be punched, formed and reinforced with welded in place 11 gauge strips. Deck shall have a pattern of equally spaced holes on one edge to provide flush mounting to the deck. This assembly shall be dipped in a textured poly-vinyl-chloride coating. Balcony Rails provide full enclosure and shall be fabricated from 33 mm (1.315") O.D. pre-galvanized steel tubing. Two horizontal rails shall be fabricated from 33 mm (1.315") O.D. pre-galvanized steel tubing, with a steel plate welded between to attach the Aluminum Steering Wheel. Rails shall have a baked-on electrostatically applied polyester dry powder coating. The Aluminum Steering Wheel shall be cast in Tenzaloy, a high strength, self-aging aluminum alloy of the aluminum-zinc-magnesium type. This alloy shall comply to ASTM standards: B179-73, B26-72, B108-73, and Federal Specifications: QQ-A-371f, QQ-A-601d, and QQ-A-596e. Steering wheel shall mount to a 33 mm (1.315") O.D. pre-galvanized tube. After fabrication, all these components shall have a baked-on electrostatically applied polyester dry powder coating.

Vinyl Clad Step Deck planks shall cover a minimum of 0.4 square meters (624 square inches) of top surface area per step and be designed to maintain a full 1.2 m (48") on center spacing. Metal step decks shall be fabricated from punched sheet steel and shall have 64 mm (2.5") formed sides. This assembly shall be dipped in textured poly-vinyl-chloride. Step deck shall mount using two 33 mm (1.315") handrails which shall have a baked-on electrostatically applied polyester dry powder coating.

Vinyl Clad Rest Deck shall cover a minimum of 2.5 meters (3,872 square inches) of top surface area, be a two-piece construction of a 1/2 deck and a trapezoid deck and be designed to maintain a full 1.2 m (48") on center post spacing. Metal decks shall be fabricated from 13 gauge hot rolled steel which shall be punched, formed and reinforced with welded in place 11 gauge strips. Decks shall have a pattern of equally spaced holes on each edge to provide flush mounting of play events that attach to the deck. This hole pattern shall allow multiple decks to be assembled at the same level providing a surface without size limitations. This assembly shall be dipped in a textured poly-vinyl-chloride coating.

Vinyl Clad Half Deck shall cover a minimum of .73 square meters (1,138 square inches) of top surface area and be a one-piece construction. Metal decks shall be fabricated from 13 gauge hot rolled steel which shall be punched, formed and reinforced with welded in place 11 gauge strips. Decks shall have a pattern of equally spaced holes on each edge to provide flush mounting of play events that attach to the deck. This hole pattern shall allow multiple decks to be assembled at the same level providing a surface without size limitations. This assembly shall be dipped in a textured poly-vinyl-chloride coating.

Vinyl Clad Trapezoid Deck shall cover a minimum of 1.8 meters (2,720 square inches) of top surface area, be a one-piece construction and be designed to maintain a full 1.2 m (48") on center post spacing. Metal decks shall be fabricated from 13 gauge hot rolled steel which shall be punched formed, and reinforced with welded in place 11 gauge strips. Decks shall have a pattern of equally spaced holes on each edge to provide flush mounting of play events that attach to the deck. This hole pattern shall allow multiple decks to be assembled at the same level providing a surface without size limitations. This assembly shall be dipped in a textured poly-vinyl-chloride coating.

1.2m (48") and 915 mm (36") Transfer Station shall consist of two triangular decks, a three step assembly for the 1.2 m (48") and two step assembly for the 915 mm (36") and handrails. Each triangular deck shall be fabricated from 11 gauge sheet steel, covering .37 square meters (575 square inches) and have three 25 x 152 mm (1" x 6") hand slots incorporated into the deck surface for aid in user transition. The step assemblies provide access from the transfer decks to a 1.2 m (48") deck height or 915 mm (36") deck height. Each step shall have a tread depth of 406 mm (16") and a tread width of 953 mm (37.5"), with each rise 203 mm (8") or less. Each step assembly shall have an all welded construction from 11 gauge sheet steel. Each step assembly and Transfer Deck shall be dipped in a textured poly-vinyl-chloride coating. Transfer Station handrails shall be fabricated from 33 mm (1.315") O.D., pre-galvanized, 14 gauge tubing. Transfer Station loops shall be fabricated from 42.2 mm (1.66") O.D., pre-galvanized, 11 gauge tubing. All welded handrail assemblies shall have a baked-on electrostatically applied polyester dry powder coating.

Transfer Station Safety Rails shall be fabricated from 33 mm (1.315") pre-galvanized steel tubing. Safety rails shall provide an enclosure and shall have no gaps greater than 80 mm (3.15") and less than 254 mm (10"), especially between vertical rungs and posts. The vertical rungs of safety rails shall be semi-flattened prior to welding to the horizontal top and bottom bar and shall be welded continuously around the entire perimeter. Safety rails shall have a baked-on electrostatically applied polyester dry powder coating.

Inter-Deck Step shall be completely fabricated from 11 gauge steel. The step surface shall measure 203 mm (8") deep by a minimum of 406 mm (16") wide, with rises limited to 203mm (8"). The complete assembly shall be coated in a textured poly-vinyl-chloride coating after fabrication. Hand loops shall be made from 33 mm (1.315") diameter pre-galvanized tubing and shall have a baked-on electrostatically applied polyester dry powder coating.

Deck to Deck Steps shall consist of welded tread, riser and stringer sections fabricated from 13 gauge hot rolled steel. This assembly shall be dipped in a textured poly-vinyl-chloride coating. Handrails shall be fabricated from 33 mm (1.315") O.D. pre-galvanized tubing with a baked-on electrostatically applied polyester dry powder coating.

2.4 m (8') Vinyl Clad Metal Ramps shall be a minimum of 915 mm (36") wide. Metal Ramps shall be fabricated from punched sheet steel with 76 mm (3") formed sides. Ramp assembly shall be dipped in textured poly-vinyl-chloride.

1.8 m (6') Ramp shall be a minimum of 915 mm (36") wide. Metal ramps shall be fabricated from punched sheet steel with 76 mm (3") formed sides. Ramp assembly shall be dipped in textured poly-vinyl-chloride.

Ramp Double Rails shall be fabricated from 42.2 mm (1.66") O.D. pre-galvanized steel tubing. Rails shall have a baked-on electrostatically applied polyester dry powder coating.

Ramp Safety Rails shall be fabricated from 33 mm (1.315") pre-galvanized steel tubing. Safety rails shall provide an enclosure and shall have no gaps greater than 80 mm (3.15") and less than 254 mm (10"), especially between vertical rungs and posts. The vertical rungs of safety rails shall be semi-flattened prior to welding to the horizontal top and bottom bar and shall be welded continuously around the entire perimeter. Safety rails shall have a baked-on electrostatically applied polyester dry powder coating.

Ramp Guard Rails shall be fabricated from 33 mm (1.315") pre-galvanized steel tubing. Guard rails shall have a baked-on electrostatically applied polyester dry powder coating.

2.4 m (8') Vinyl Clad Accessible Bridges shall be a minimum of 915 mm (36") wide. Metal ramps shall be fabricated from 11 gauge punched sheet steel with 76 mm (3") formed sides. Bridge assemblies shall be dipped in textured poly-vinyl-chloride coating.

Accessible Bridge Safety Rails shall be fabricated from 33 mm (1.315") pre-galvanized steel tubing. Safety rails shall provide an enclosure, and shall have no gaps greater than 76 mm (3") and less than 254 mm (10"), especially between vertical rungs and posts. The vertical rungs of safety rails shall be flattened prior to welding to the horizontal top and bottom bar and shall be welded continuously around the entire perimeter. Safety Rails shall have a baked-on electrostatically applied polyester dry powder coating.

1.2 m (4') and 2.4 m (8') Arch Bridge shall be a minimum of 915 mm (36") wide. Arch Bridge shall be fabricated from precision punched 13 gauge steel with 76 mm (3") formed sides. Bridge assemblies shall be dipped in a textured poly-vinyl-chloride coating.

Arch Bridge Safety Rails vertical rungs shall be fabricated from 25 mm (1") pre-galvanized steel tubing. The horizontal rails shall be fabricated from 33 mm (1.315") pre-galvanized steel tubing. Safety rails shall provide an enclosure, and shall have no gaps greater than 80 mm (3.15") and less than 254 mm (10"), especially between vertical rungs and posts. Safety rails shall have a baked-on electrostatically applied polyester dry powder coating.

Arch Bridge Guard Rails shall be fabricated from 33 mm (1.315") pre-galvanized steel tubing. Guard rails shall have a baked-on electrostatically applied polyester dry powder coating.

90 Degree and "S" Bridge with Safety Rails shall be a minimum of 915 mm (36") wide. Bridges shall be fabricated from laser cut 11 gauge steel with 76 mm (3") formed sides. Bridge assemblies shall be dipped in a textured poly-vinyl-chloride coating. Safety Rails vertical rungs shall be fabricated from 25 mm (1") pre-galvanized steel tubing. The horizontal rails shall be fabricated from 33 mm (1.315") pre-galvanized steel tubing. Safety rails shall provide an enclosure, and shall have no gaps greater than 80 mm (3.15") and less than 254 mm (10"), especially between vertical rungs and posts. Safety rails shall have a baked-on electrostatically applied polyester dry powder coating.

2.4 m (8') and 3.66 m (12') Vinyl Clad Clatter (Suspension) Bridge (U.S. Patent #5,118,099) planks shall be pre-assembled at factory for ease of installation. Clatter Bridge planks shall be fabricated from one piece of 11 gauge punched and formed hot rolled sheet steel. The clatter bridge plank shall be dipped in textured poly-vinyl-chloride and oven-cured. Assembly of planks shall be such that no open gaps occur between planks. Plank to plank joints shall be pinch proof to the user. No cables or chains shall be used in the assembly of the planks. Clatter bridges shall have a dual rail side enclosure fabricated from 33 mm (1.315") pre-galvanized steel tubing, curved to match the curve of the bridge, to provide user stability at a consistent height along the bridge and shall have a baked-on electrostatically applied polyester dry powder coating.

Cat Walk shall be manufactured from 3 mm (11 gauge) sheet steel with 3 mm (11 gauge) steel sides and end supports. Cat Walk shall be dipped in a textured poly-vinyl-chloride and oven cured to a durable finish. Cat Walk shall have a dual rail side enclosure. Top and bottom rails shall be fabricated from 42.2 mm (1.625") O.D. pre-galvanized steel tubing with vertical rails welded to the top and bottom rail. Vertical rails shall be fabricated from 25 mm (1") O.D. pre-galvanized steel tubing. End sections shall be fabricated from 33 mm (1.315") O.D. pre-galvanized steel tubing, with 3 mm (11 gauge) sheet steel end plates. After assembly side enclosures and end sections shall have a baked-on electrostatically applied polyester dry powder coating.

Cargo Bridge net shall be fabricated from rope consisting of six nylon wrapped steel cables twisted around a nylon core. Each perpendicular joint shall be rigidly secured. Cargo bridge shall be mounted using a 60 mm (2.375") x 11 gauge pre-galvanized steel frame.

Burmese Bridge shall be designed to work between posts on 3.7 m (12') centers. All chains shall be pre-galvanized, the vertical chains shall be dipped in a poly-vinyl-chloride coating. Handrails shall be fabricated from 60 mm (2.375") pre-galvanized steel tubing and shall have a baked-on electrostatically applied polyester dry powder coating.

Stainless Steel Single Wide Slide bedway shall be 476 mm (18.75") wide single piece 16 gauge 304 stainless steel. 11 gauge steel brackets shall reinforce the entrance and exit of the slide. Side rails shall be 32 mm (1.25") wide x 105 mm (4.125") high 11 gauge "D" style aluminum, closed by cast aluminum end caps permanently riveted in place. Slide end support shall be fabricated from 38 mm (1.5") square tubing. Enclosure shall be fabricated from 33 mm (1.315") O.D., galvanized steel tubing. All steel tubing shall have a baked-on electrostatically applied polyester dry powder coating. A mini transition deck shall be fabricated from 13 gauge sheet steel and vinyl dipped.

Stainless Steel Double Wide Slide bedway shall be 755 mm (29.7") wide single piece 16 gauge 304 stainless steel. 11 gauge steel brackets shall reinforce the entrance and exit of the slide. Side rails shall be 32 mm (1.25") wide x 105 mm (4.125") high 11 gauge "D" style aluminum, closed by cast aluminum end caps permanently riveted in place. Single rail shall be fabricated from 33 mm (1.315") O.D. galvanized tubing. Slide end support shall be fabricated from 38 mm (1.5") square tubing. All steel tubing shall have a baked-on electrostatically applied polyester dry powder coating.

360° Stainless Steel Spiral Slide shall consist of formed 16 gauge 304 stainless steel sections. Sections shall be welded to 152 mm (6") stainless steel tubing. An extruded aluminum edge trim shall be attached with pop rivets. The enclosure frame shall be fabricated from 33 mm (1.315") pre-galvanized steel tubing. Slide enclosures shall have no gaps greater than 76 mm (3") and less than 254 mm (10"), especially between vertical rungs and posts. The vertical rungs shall be fabricated from 25 mm (1") pre-galvanized steel tubing. After fabrication the entire assembly shall have a baked-on electrostatically applied polyester dry powder coating. Slide transition decks shall be fabricated from punched sheet steel and shall cover a minimum of 1.25 square meters (1,932 square inches) of top surface. This assembly shall be dipped in a textured poly-vinyl-chloride coating.

Stainless Steel Elbow Slide shall consist of formed 16 gauge 304 stainless steel sections. Sections shall be welded to 152 mm (6") pre-galvanized steel tubing. An extruded aluminum edge trim shall be attached with pop rivets. The enclosure frame shall be fabricated from 33 mm (1.315") pre-galvanized steel tubing. Slide enclosures shall have no gaps greater than 76 mm (3") and less than 254 mm (10"), especially between vertical rungs and posts. The vertical rungs shall be fabricated from 25 mm (1") pre-galvanized steel tubing. After fabrication the entire assembly shall have a baked-on electrostatically applied polyester dry powder coating. Slide transition decks shall be fabricated from punched sheet steel and shall cover a minimum of 1.25 square meters (1,932 square inches) of top surface. This assembly shall be dipped in a textured poly-vinyl-chloride coating.

Half Pipe Sectional Slides with Hoods shall be comprised of sections rotationally molded from linear low density polyethylene. The slide enclosure shall also be rotationally molded from linear low density polyethylene. The end support and mid supports shall be fabricated from 48.3 mm (1.9") O.D. pre-galvanized tubing, 2.3 mm (13 gauge) and 3.0 mm (11 gauge) pre-galvanized sheet steel. The supports shall have a baked-on electrostatically applied polyester dry powder coating.

Triple Wide Slide shall be rotationally molded from linear low density polyethylene with ultraviolet (U.V.) light stabilizers, anti-static guard and color molded in. Triple wide slide sides shall be 203 mm (8") high from the slide surface. Slide surface shall have ridges for auditory and tactile sensation with finger maze and hand print gauge molded in underside. Triple wide slide shall be a one piece design with two dividers having no seams joints or gaps.

Wave Slide with Hood shall be rotationally molded from linear low density polyethylene. Top of the slide hood shall be at least 965 mm (38") above the deck surface. The connection between the slide and the slide hood shall prohibit string entanglement. Plastic slide side rails shall be a minimum of 203 mm (8") high from the slide surface and slide bedway shall be designed with a 406 mm (16") minimum width. Plastic slides shall have the manufacturer's trademark applied to identify the source of the product. Slide bed shall be one-piece with no seams or joints. Slide end support shall be fabricated from 38 mm (1.5") square tubing and shall have a baked-on electrostatically applied polyester dry powder coating. Mid support shall be fabricated from 42.2 mm (1.66") O.D. tubing and shall have a baked-on electrostatically applied polyester dry powder coating.

Double Wide Slide with Hood shall be rotationally molded from linear low density polyethylene. Plastic double wide slide sides shall be 203 mm (8") high from the slide surface and slide bedway shall be designed with a 406 mm (16") minimum width. Double wide slide shall be a one-piece design with a center divider having no seams, joints or gaps. Plastic slides shall have the manufacturer's trademark applied to identify the source of the product. Slide end support shall be fabricated from 38 mm (1.5") square tubing and shall have a baked-on electrostatically applied polyester dry powder coating. Mid support shall be fabricated from 42.2 mm (1.66") O.D. tubing. All steel tubing shall have a baked-on electrostatically applied polyester dry powder coating.

360° Spiral Slide (U.S. Patent #D335,517) with Hood shall be two piece with a seamless bedway, rotationally molded from linear low density polyethylene. Slide side rails shall be a minimum of 355 mm (14") high from the slide surface. Center post shall be 89 mm (3.5") pre-galvanized tubing. Slide bed and enclosure shall conform to United States CPSC guidelines for spiral slides. Spiral slide shall provide a full 360° of rotation. Slide transition decks shall be fabricated from punched sheet steel and shall cover a minimum of 0.7 square meters (1,080 square inches) of top surface. This assembly shall be dipped in textured poly-vinyl-chloride coating. Slide enclosures shall be fabricated from 33 mm (1.315") O.D. pre-galvanized steel tubing and shall have a baked-on electrostatically applied polyester dry powder coating. Slide enclosures shall have no gaps greater than 76 mm (3") and less than 254 mm (10"), especially between vertical rungs and posts.

Duraglide™ Spiral Slide shall have an injection molded sectional bedway with a 519 mm (20.4") high side wall. Slide entry area shall be enclosed by 1016 mm (40") panels.

KB Infinity Stainless Steel Spiral Slide shall consist of formed 16 gauge 304 stainless steel sections. Sections shall be welded to 152 mm (6") diameter 11 gauge stainless steel tubing. An extruded aluminum edge trim shall be attached with pop rivets. The enclosure frame shall be fabricated from 33 mm (1.315") pre-galvanized steel tubing. Slide enclosures shall have no gaps greater than 76 mm (3") and less than 254 mm (10"), especially between vertical rungs and posts. The vertical rungs shall be fabricated from 25 mm (1") pre-galvanized steel tubing. After fabrication the entire assembly shall have a

baked-on electrostatically applied polyester dry powder coating. Slide transition decks shall be fabricated from punched sheet steel and shall cover a minimum of 1.25 square meters (1,932 square inches) of top surface. This assembly shall be dipped in a textured poly-vinyl-chloride coating.

Elbow Slides with Hood shall be rotationally molded from linear low density polyethylene. Slide side rails shall be a minimum of 229 mm (9") high from the slide surface. Slide enclosure shall be fabricated from 33 mm (1.315") O.D. tubing. Slide end support shall be fabricated from 38 mm (1.5") square tubing. All steel tubing shall have a baked-on electrostatically applied polyester dry powder coating.

Tunnel Slides shall be configured to approximately a 762 mm (30") internal diameter cross section. Tunnel panels shall have the manufacturer's trademark applied to identify the source of the product. Tunnel slides shall be assembled using an overlap joint on section connections and shall not have any internal hardware. Tunnels, elbows and panels shall be rotationally molded from linear low density polyethylene. Tunnel slide end supports shall be fabricated from 38 mm (1.5") square, pre-galvanized steel tubing and mid supports shall be fabricated from 42.2 mm (1.66") O.D. pre-galvanized steel tubing. Both supports shall have a baked-on electrostatically applied polyester dry powder coating.

Bannister Rails shall be fabricated from 60 mm (2.375") O.D. pre-galvanized steel tube. All components shall have a baked-on electrostatically applied polyester dry powder coating.

Sliding Poles shall be fabricated from 42.2 mm (1.66") O.D. pre-galvanized steel pipe. After fabrication all components shall have a baked-on electrostatically applied polyester dry powder coating. The top support brace shall be fabricated from 33 mm (1.315") O.D. pre-galvanized steel pipe.

Leg Lift Loop shall be fabricated from 33 mm (1.315") O.D., pregalvanized steel tube. Leg Lift Loop shall attach to the post using a steel clamp assembly. Clamp profiles shall be designed to eliminate protrusions. Clamps shall be die formed from 12 gauge draw quality steel. Clamps shall have a minimum 6 mm (.25") radius rib formed in the top and bottom of the clamp for structural integrity. All clamp halves shall be zinc plated, yellow dichromate coated and phosphate coated before being TGIC polyester powder coated. Tamper-resistant fasteners shall be used to retain clamps and shall consist of M10 six lobe socket head stainless steel cap screws and M10 slab-base Tee nuts. All clamps shall be provided with aluminum hammer drive pins to protect against slippage.

Cliff Climb shall be rotationally molded from linear low density polyethylene. The Cliff Climb shall have the appearance of a rock face with foot and hand holds molded in for scaling. The rear of the Cliff Climb shall house a mirror fabricated from Type 430, 16 gauge, No 2 bright annealed stainless steel.

Tikes Peak Climber/Blocks shall be rotationally molded from linear low density polyethylene. Footing supports are fabricated from pre-galvanized 48 mm (1.875") and 25 mm (1") diameter steel tubing welded with 11 gauge pre-galvanized steel. The supports shall have a baked-on electrostatically applied polyester dry powder coating. Assembly hardware is stainless steel.

KB Infinity Climber Ground to Deck shall be rotationally molded from linear low density polyethylene. Footing supports are fabricated from pre-galvanized 42.2 mm (1.660") diameter steel tubing welded with 11 gauge pre-galvanized sheet steel. The enclosure shall be fabricated from 42.2 mm (1.66") O.D. and 33.4 mm (1.315") O.D. pre-galvanized steel tubing and from 11 gauge pre-galvanized sheet steel. The supports and enclosure shall have a baked-on electrostatically applied polyester dry powder coating. Assembly hardware is stainless steel.

Tikes Peak Square Deck Add-on Wedges shall be rotationally molded from linear low density polyethylene. Assembly hardware is stainless steel.

Tikes Peak Gecko/Snake Panels shall be rotationally molded from linear low density polyethylene. The panel to deck attachment bracket shall be fabricated from 11 gauge pre-galvanized sheet steel. The brackets shall have a baked-on electrostatically applied polyester dry powder coating. Assembly hardware is stainless steel.

Tikes Peak Climber with Safety Loops shall be rotationally molded from linear low density polyethylene. Footing supports are fabricated from pre-galvanized 48 mm (1.875") and 25 mm (1") diameter steel tubing welded with 11 gauge pre-galvanized steel. The supports shall have a baked-on electrostatically applied polyester dry powder coating. Assembly hardware is stainless steel. Safety Loops shall be fabricated from 33 mm (1.315") O.D. galvanized steel tubing with vertical rungs fabricated from 25 mm (1") O.D. pre-galvanized steel tubing. After fabrication all loop components shall have a baked-on electrostatically applied polyester dry powder coating.

Tikes Peak Roof (with/without Snow or Lava Cap) shall be rotationally molded from linear low density polyethylene. Assembly hardware is stainless steel.

Vinyl Clad Bumpy Climber shall be a one piece all welded assembly coated with a textured poly-vinyl-chloride coating. The Bumpy Climber assembly shall be fabricated from punched 11 gauge hot rolled sheet steel. The climbing surface of the assembly shall have approximately an 86 mm (3.3") radius on each step, and a 203 mm (8") rise between steps on a 45

degree angle. The Bumpy Climber assembly shall attach to the deck edge with stainless steel hardware and shall be supported by 33 mm (1.315") O.D. x 13 gauge pre-galvanized posts at the bottom riser. Hand supports and deck enclosure frame shall be fabricated from 33 mm (1.315") x 11 gauge pre-galvanized steel tubing. Vertical rungs within deck enclosures shall be fabricated from a minimum of 25 mm (1") O.D. x 14 gauge pre-galvanized steel tubing. Hand supports and enclosures shall have a baked-on electrostatically applied polyester dry powder coating.

Fan Climbers shall be designed to incorporate a one-piece, all welded construction with rungs welded to siderails. The siderails shall be fabricated from 42.2 mm (1.66") O.D. pre-galvanized steel tubing and shall be arched with a center to center spacing of 496 mm (19.5"). The rungs shall be fabricated from 33.4 mm (1.315") O.D. pre-galvanized steel tubing and shall have a "U" shape design. Fan Climbers mount directly to safety enclosures on a deck. After fabrication all parts shall have a baked-on electrostatically applied polyester dry powder coating.

Rocky Rambler shall be molded from linear low density polyethylene. The center support post shall be fabricated from 47 mm (1.875") O.D. pre-galvanized steel tubing. Handrails shall be fabricated from 33 mm (1.315") O.D. pre-galvanized steel tubing. Center support post and handrails shall have a baked-on electrostatically applied polyester dry powder coating. Deck enclosures shall be rotationally molded from linear low density polyethylene.

Rock Challenge Wall shall be constructed with linear low density polyethylene sheets. The hand grips shall be a molded resin/concrete mixture.

The (80") Rock Challenge Wall (2032mm) shall be constructed of high density polyethylene sheets. The hand grips shall be molded from a plastic resin. The steel supports are fabricated from pre-galvanized 33 mm (1.315") diameter steel tubing welded with 11 gauge pre-galvanized steel brackets. The supports shall have a baked-on electrostatically applied polyester dry powder coating. Assembly hardware is stainless steel.

Rung Ladder shall be designed to incorporate a one-piece, welded construction to aid installation. Rung ladder side rails shall consist of 33 mm (1.315") O.D. pre-galvanized steel tubing. Rungs shall be fabricated for 25 mm (1") O.D. pre-galvanized steel tubing. Brackets shall be fabricated from 7 gauge pre-galvanized steel. Rung ladder shall have a baked-on electrostatically applied polyester dry powder coating. Available with hand loops or safety loops.

Ladder Panels shall be fabricated from 11 gauge sheet steel. Foot openings shall be 76 mm (3") high x 429 mm (16.875") wide and evenly spaced. Treads shall be 32mm (1.25") deep. The complete ladder assembly shall be dipped in a textured poly-vinyl-chloride coating. Available with hand hold loops or safety loops.

Vinyl Clad Stairs and Step Ladders shall be a one piece all welded assembly coated with a textured poly-vinyl-chloride coating. The stair/step assembly shall be fabricated from punched 13 gauge hot rolled sheet steel. The stair/step assembly shall attach to the deck edge with stainless steel hardware and shall be supported by 33 mm (1.315") O.D. x 13 gauge pre-galvanized posts at the bottom riser. Handrails and deck enclosure frame shall be fabricated from 33 mm (1.315") x 11 gauge pre-galvanized steel tubing. Vertical rungs within handrails and deck enclosures shall be fabricated from a minimum of 25 mm (1") O.D. x 14 gauge pre-galvanized steel tubing. Handrails and enclosures shall have a baked-on electrostatically applied polyester dry powder coating.

Deck-to-Deck Panel shall be fabricated from 11 gauge sheet steel and shall be dipped in a textured poly-vinyl-chloride coating. Loops shall be fabricated from 33 mm (1.315") O.D. pre-galvanized steel with vertical rungs fabricated from 25 mm (1") pre-galvanized steel tubing. After fabrication all loop components shall have a baked-on electrostatically applied polyester dry powder coating. Deck-to-Deck panels shall have pre-punched holes for mounting.

Curved Climbing Wall net shall be fabricated from rope consisting of six nylon wrapped steel cables twisted around a nylon core. Each perpendicular joint shall be rigidly secured. Curved Climbing Wall shall be mounted on 60 mm (2.375") galvanized steel tubing at top, bottom and sides and shall have a baked-on electrostatically applied polyester dry powder coating.

Pommel Climber shall be fabricated from 33 mm (1.315") x 14 gauge pre-galvanized steel tubing. Brackets shall be fabricated from 4.554 (.179") mild steel. Pommels shall be fabricated from E.P.D.M. 50 duro black rubber with a steel insert molded inside, rendering them slashproof. After fabrication all galvanized steel parts shall have a baked-on electrostatically applied polyester dry powder coating.

Arched Chain Climber shall be designed to incorporate a one-piece, all welded frame. The siderails shall be arched and have a center to center spacing of 722 mm (28.437"). The siderails shall be fabricated from 42.2 mm (1.66") O.D. pre-galvanized steel tubing. Chain shall be 4/0 steel with a textured poly-vinyl-chloride coating, oven cured to a durable finish. Loops shall be fabricated from 33 mm (1.315") O.D. pre-galvanized steel tubing. After fabrication all parts except for the chain shall have a baked-on electrostatically applied polyester dry powder coating. Available with hand hold loops or safety loops. **Chain Net Climber** chain shall be 4/0 steel with a textured poly-vinyl-chloride coating. Available with hand loops or safety loops.

Inverted Arch Climbers shall be designed to incorporate a one-piece, all welded construction with rungs welded to siderails. The siderails shall be fabricated from 42.2 mm (1.66") O.D. pre-galvanized steel tubing, be arched and have a center to center spacing of 722 mm (28.437"). The rungs shall be fabricated from 33 mm (1.315") O.D. pre-galvanized steel tubing and shall have a "U" shape design. Available with hand hold loops or safety loops. After fabrication all parts shall have a baked-on electrostatically applied polyester dry powder coating.

Arch Climbers shall be designed to incorporate a one-piece, all-welded construction with rungs evenly spaced, center to center and welded to siderails. The siderails shall have a center spacing of 711 mm (28"). The siderails shall be fabricated from 42.2 mm (1.66") O.D. pre-galvanized steel tubing. The rungs shall be fabricated from 33 mm (1.315") O.D. pre-galvanized steel tubing. Available with hand hold loops or safety loops. After fabrication all parts shall have a baked-on electrostatically applied polyester dry powder coating.

Curly Climbers shall be of a design which will not allow children to climb into the interior of the coil. Curly Climber coils shall be fabricated from 33 mm (1.315") O.D. pre-galvanized steel tubing. The center support post shall be fabricated out of 42.2 mm (1.66") O.D. pre-galvanized steel tubing. Enclosure shall be fabricated from 33 mm (1.315") O.D. pre-galvanized steel tubing. Curly Climbers shall be an all welded construction and shall have a baked-on electrostatically applied polyester dry powder coating.

Snake Pole shall be fabricated from 33 mm (1.315") O.D. pre-galvanized steel tubing. The center support post shall be fabricated out of 42.2 mm (1.66") O.D. pre-galvanized steel tubing. The snake pole shall be an all welded construction. Enclosure shall be fabricated from 33 mm (1.315") O.D. pre-galvanized steel tubing. After fabrication all parts shall have a baked-on electrostatically applied polyester dry powder coating.

Stone Climber pods shall be rotationally molded linear low density polyethylene mounted on 60 mm (2.375") O.D. pre-galvanized support posts. Side rails shall be fabricated out of 42.2 mm (1.66") O.D. pre-galvanized steel tubing. After fabrication all steel parts shall have a baked-on electrostatically applied polyester dry powder coating.

Side Step Climber shall be fabricated from 33 mm (1.315") O.D. pre-galvanized steel tubing. The Side Step Climber shall be an all welded construction. Enclosures shall be fabricated from 33 mm (1.315") O.D. pre-galvanized steel tubing. After fabrication all parts shall have a baked-on electrostatically applied polyester dry powder coating.

Loop Climber shall be fabricated from 33 mm (1.315") O.D. pre-galvanized steel tubing. The center support posts shall be fabricated out of 42.2 mm (1.66") O.D. pre-galvanized steel tubing. The loop climber shall be an all welded construction. Enclosure shall be fabricated from 33 mm (1.315") O.D. pre-galvanized steel tubing. After fabrication all parts shall have a baked-on electrostatically applied polyester dry powder coating.

Climbing Net shall be fabricated from rope consisting of six urethane coated nylon wrapped steel cables twisted around a nylon core. Each perpendicular joint shall be rigidly secured. Climbing Net shall be secured with a stainless steel eyenut to the deck edge and a stainless steel cleavis at the bottom. Available with hand hold loops or safety loops.

2.4 m (8') Fun Wheels shall have rectangular loops welded to a center support beam fabricated from 60 mm (2.375") O.D. pre-galvanized steel tubing. Loops shall be fabricated from 33 mm (1.315") O.D. pre-galvanized steel tubing. A single spinning wheel shall be attached with a 32 mm (1.25") diameter stainless steel hex bolt, positioned between two bearings. The wheel is fabricated from 33 mm (1.315") O.D. pre-galvanized steel tubing and 42 mm (1.625") O.D. steel tubing. After fabrication all parts shall have an electrostatically applied polyester dry powder coating.

3.7 m (12') Fun Wheels shall have triangular loops welded to a center support beam fabricated from 73 mm (2.875") O.D. pre-galvanized steel tubing. Loops shall be fabricated from 33 mm (1.315") O.D. pre-galvanized steel tubing. Three (3) spinning wheels shall be attached with 32 mm (1.25") diameter stainless steel hex bolts, each positioned between two bearings. The wheels are fabricated from 33 mm (1.315") O.D. pre-galvanized steel tubing and 42 mm (1.625") O.D. steel tubing. After fabrication all parts shall have an electrostatically applied polyester dry powder coating.

90 Degree Fun Wheels shall have triangular loops welded to a center support beam fabricated from 73 mm (2.875") O.D. pre-galvanized steel tubing. Loops shall be fabricated from 33 mm (1.315") O.D. pre-galvanized steel tubing. Two (2) spinning wheels shall be attached with 32 mm (1.25") diameter stainless steel hex bolts, each positioned between two bearings. The wheels are fabricated from 33 mm (1.315") O.D. pre-galvanized steel tubing and 42 mm (1.625") O.D. steel tubing. After fabrication all parts shall have an electrostatically applied polyester dry powder coating.

Straight Challenge Ladder shall be designed to incorporate a one-piece, welded construction to ease installation. The challenge ladder shall be designed to work between posts on 1.2 m (48") centers for the width and on 3.7 m (12') and 2.4 m (8') centers for the length. The challenge ladder rungs shall be fabricated from 33 mm (1.315") O.D. pre-galvanized steel tubing. The side rails shall be fabricated from 60 mm (2.375") O.D. pre-galvanized steel tubing. After fabrication all parts shall have a baked-on electrostatically applied polyester dry powder coating.

Wavy Challenge Ladder shall have rungs welded to siderails. The wavy challenge ladder shall be designed to work between posts on 1.2 m (48") centers for the width and on 2.4 m (8') centers for the length. The side rails shall be fabricated from 60 mm (2.375") O.D. pre-galvanized steel tubing. The rungs shall be fabricated from 33 mm (1.315") O.D. pre-

galvanized steel tubing. The wavy challenge ladder shall have a baked-on electrostatically applied polyester dry powder coating.

Bowed Challenge Ladder shall have rungs welded to siderails. The bowed challenge ladder shall be designed to work between posts on 1.2 m (48") centers for the width and on 2.4 m (8') and 3.7 m (12') centers for the length. The side rails shall be fabricated from 60 mm (2.375") O.D. pre-galvanized steel tubing. The rungs shall be fabricated from 33 mm (1.315") O.D. pre-galvanized steel tubing. The bowed challenge ladder shall have a baked-on electrostatically applied polyester dry powder coating.

Circle Overhead shall have teardrop shaped hand rungs welded to a single circular monorail. The Circle Overhead shall be designed with a 270 degree arc to return to the take off platform. The center beam and support legs shall be fabricated from 48.3 mm (1.9") O.D. pre-galvanized steel tubing. The teardrop shaped rungs shall be fabricated from 33 mm (1.315") O.D. pre-galvanized steel tubing. The Circular Overhead shall have a baked-on electrostatically applied polyester dry powder coating.

"S" Overheads Right and Left shall have teardrop shaped hand rungs welded to a single arc monorail. The "S" Overhead Right shall be designed with a right arc from the take off platform, midway the arc turns left. The "S" Overhead Left shall be designed with a left arc from the take off platform, midway the arc turn right. The center beam and support legs shall be fabricated from 48.3 mm (1.9") O.D. pre-galvanized steel tubing. The teardrop shaped rungs shall be fabricated from 33 mm (1.315") O.D. pre-galvanized steel tubing. The "S" Overheads shall have a baked-on electrostatically applied polyester dry powder coating.

"Z" Overheads Right and Left shall have teardrop shaped hand rungs welded to a single arc monorail. The "Z" Overhead Right shall be designed with a 90° right turn from the take off platform, midway the arc turns 90° left to a second platform. The "Z" Overhead Left shall be designed with a 90° left turn from the take off platform, midway the arc turns 90° right to a second platform. The center beam and support legs shall be fabricated from 48.3 mm (1.9") O.D. pre-galvanized steel tubing. The teardrop shaped rungs shall be fabricated from 33 mm (1.315") O.D. pre-galvanized steel tubing. The "Z" Overheads shall have a baked-on electrostatically applied polyester dry powder coating.

"C" Overhead shall have teardrop shaped hand rungs welded to a single arc monorail. The "C" Overhead shall be designed with a 90° turn from the take off platform, midway the arc turns an additional 90° to a second platform. The center beam and support legs shall be fabricated from 48.3 mm (1.9") O.D. pre-galvanized steel tubing. The teardrop shaped rungs shall be fabricated from 33 mm (1.315") O.D. pre-galvanized steel tubing. The "C" Overheads shall have a baked-on electrostatically applied polyester dry powder coating.

Extended "S", "C", and "Z" Overheads are identical to the standard "S", "C" and "Z" overheads with the addition of a straight section in the middle of the monorail. The added section shall have teardrop shaped hand rungs welded to a single straight monorail. The center beam and support legs shall be fabricated from 48.3 mm (1.9") O.D. pre-galvanized steel tubing. The teardrop shaped rungs shall be fabricated from 33 mm (1.315") O.D. pre-galvanized steel tubing. The Extended Overheads shall have a baked-on electrostatically applied polyester dry powder coating.

360 Degree Overheads shall consist of a continuous hand grasping component fabricated from 33 mm (1.315") O.D. pre-galvanized steel tubing suspended from a second circular support component fabricated from 48.3 mm (1.9") O.D. pre-galvanized steel tubing. The system shall consist of a center support and perimeter support legs which shall be fabricated from 48.3 mm (1.9") O.D. pre-galvanized steel tubing. 360 Degree Overheads shall have a baked-on electrostatically applied polyester dry powder coating. Advanced 360 Degree Overhead systems can be used in conjunction with Circle, "S", "C", and "Z" overhead components.

In-Line Straight Overheads shall consist of a continuous hand grasping component fabricated from 33 mm (1.315") O.D. pre-galvanized steel tubing suspended from a monorail support component fabricated from 48.3 mm (1.9") O.D. pre-galvanized steel tubing. The system shall be used in conjunction with support legs which shall be fabricated from 48.3 mm (1.9") O.D. pre-galvanized steel tubing. In-Line Straight Overheads shall have a baked-on electrostatically applied polyester dry powder coating. In-Line Straight Overhead systems can be used in conjunction with Circle and "C" overhead components.

Trapeze Challenge Ladder rungs shall be fabricated from 25 mm (1") O.D. pre-galvanized steel tube and shall be mounted to the main side rails via stainless steel spherical bearings. The side rails shall be fabricated from 60 mm (2.375") O.D. pre-galvanized steel tubing. The trapeze challenge ladder shall be designed to work between posts on 1.2 m (48") centers for the width and on 3.7 m (12') centers for the length. The trapeze challenge ladder shall have a baked-on electrostatically applied polyester dry powder coating.

Ring Challenge shall consist of a 60 mm (2.375") O.D. pre-galvanized steel beam and shall have ring coils fabricated from 33 mm (1.315") O.D. pre-galvanized steel tubing. Ring challenge shall be an all welded construction and shall have a baked-on electrostatically applied polyester dry powder coating.

Loop Challenge shall have loops welded to a center support beam fabricated from 60 mm (2.375") O.D. pre-galvanized steel tubing. Loops shall be fabricated from 33 mm (1.315") O.D. pre-galvanized steel tubing welded to the center support beam. After fabrication all parts shall have an electrostatically applied polyester dry powder coating.

Snake Challenge shall have a main support beam fabricated from 60 mm (2.375") O.D. pre-galvanized steel tubing. Challenge rung shall be fabricated from 25 mm (1") O.D. pre-galvanized steel tubing welded underneath the main support beam. After fabrication all parts shall have an electrostatically applied polyester dry powder coating.

Ring Trek and Double Ring Trek shall consist of a 60 mm (2.375") O.D. pre-galvanized steel beam and shall have steel ring hangers welded in place to ease installation and reduce maintenance. Oil impregnated bronze bushings shall be pressed into ring hangers, after they have a baked-on electrostatically applied polyester dry powder coating. Ring trek handles shall be cast in Tenzaloy, a high strength, self-aging aluminum alloy of the aluminum-zinc-magnesium type. This alloy shall comply to ASTM standards B179-73, B26-72, B108-73, and Federal Specifications: QQ-A-371f, QQ-A-601d, and QQ-A-596e.

3.66 m (12') and 6.09 m (20') Straight Track Ride shall be designed to incorporate a one-piece aluminum (6061-T6 alloy) extruded beam to ease installation and reduce maintenance. The beam shall be designed to work between 3.7 m (12') and 6.1 m (20') post centers respectively. Rubber stops shall be provided at each end of the track. Track ride cross beams shall be fabricated from 60 mm (2.375") O.D. pre-galvanized steel tubing. The roller assembly shall consist of four load supporting wheels with sealed ball bearings and two lateral supporting wheels to insure that the roller assembly does not rub the sides of the beam. Track ride handle shall be fabricated from 25 mm (1") O.D. pre-galvanized steel tubing. After fabrication, the steel components shall have a baked-on electrostatically applied polyester dry powder coating.

Parallel Bars do not need additional posts for installation. Parallel bars shall be fabricated from 60 mm (2.375") O.D. pre-galvanized steel tubing and have a finished length of 3.0 m (10'). After fabrication all parts shall have a baked-on electrostatically applied polyester dry powder coating.

Log Roll shall be rotationally molded from linear low density polyethylene with nylon bearings. The log roll posts shall be fabricated out of 127 mm (5") O.D. pre-galvanized steel tubing. Rails shall be fabricated from 33 mm (1.315") O.D. pre-galvanized steel tubing. After fabrication all galvanized steel parts shall have a baked-on electrostatically applied polyester dry powder coating.

3.7 m (12') Balance Chains shall be designed to work between posts on 3.7 m (12') centers. Chain shall be 4/0 steel with a poly-vinyl-chloride coating, oven cured to a durable finish.

Floating Stones shall have a main support beam fabricated from 73 mm (2.875") O.D. 6 gauge pre-galvanized steel tubing. Hanging supports for the floating stones shall be 33 mm (1.315") O.D. pre-galvanized steel tubing and shall be tethered to a steel footing rail with 4/0 galvanized chain. Floating stones shall be rotationally molded linear low density polyethylene.

Stepping Stones shall be rotationally molded linear low density polyethylene mounted on 60 mm (2.375") O.D. pre-galvanized support posts.

4.9 m (16') Snake Balance Beam shall be fabricated from 51 x 102 mm (2" x 4") steel pipe. Balance beam ends shall have a plate welded over each end to eliminate sharp edges. Snake balance beams shall be designed to need no post for installation. All parts shall have a baked-on electrostatically applied polyester dry powder coating.

Straight Crawl Tunnel shall be designed to work between 1.2 m (48") post centers. Crawl tunnels shall have an approximate internal diameter of 762 mm (30"). Crawl tunnel mounting panel shall have the manufacturer's trademark applied to identify the source of the product. Tunnel and panel shall be rotationally molded from linear low density polyethylene.

90° Elbow, Extended 90° Elbow and "S" Crawl Tunnel shall have an approximate internal diameter area of 762 mm (30"). Crawl tunnel mounting panel shall have the manufacturer's trademark applied to identify the source of the product. Elbow, extension and panel shall be rotationally molded from linear low density polyethylene.

Criss Cross, Arch and Incline Crawl Tunnels shall consist of 35 degree sections and have an approximate internal diameter area of 762 mm (30"). Crawl tunnel mounting panels shall have the manufacturer's trademark applied to identify the source of the product. Tunnel sections and panels shall be rotationally molded from linear low density polyethylene.

Telescope shall be rotationally molded from linear low density polyethylene. The Telescope shall have a non-magnifying light refracting type lens. The large end of the Telescope shall be enclosed with an impact resistant polycarbonate material and shall be optically clear. The upper assembly shall be fabricated from 4.5 mm (7 gauge) pre-galvanized sheet steel. After fabrication all steel components shall have a baked-on electrostatically applied polyester dry powder coating. The Telescope shall rotate 360 degrees around the post and have an elevation change of approximately 25 degrees.

Aluminum Steering Wheel shall be cast in Tenzaloy, a high strength, self-aging aluminum alloy of the aluminum-zinc-magnesium type. This alloy shall comply to ASTM standards: B179-73, B26-72, B108-73, and Federal Specifications: QQ-A-371f, QQ-A-601d, and QQ-A-596e. Steering wheel shall mount to a 33 mm (1.315") O.D. pre-galvanized tube. After fabrication, all these components shall have a baked-on electrostatically applied polyester dry powder coating.

Plastic Steering Wheel shall be rotationally molded from linear low density polyethylene. Steering Wheels shall mount to a 25 mm (1") O.D. pre-galvanized steel tube.

Balcony Deck shall provide enclosure, and shall have no gaps greater than 76 mm (3") or less than 254 mm (10"), especially between vertical rungs and posts. Balcony frames shall be fabricated from 33 mm (1.315") O.D. galvanized steel tube. The vertical rungs of the balcony deck shall be fabricated from 33 mm (1.315") O.D. pre-galvanized tubing and shall be welded continuously around the entire perimeter. After fabrication, safety rails shall have a baked-on electrostatically applied polyester dry powder coating. The metal deck shall be fabricated from 11 gauge hot rolled steel which shall be punched formed and reinforced with welded in place 76 mm (3") x 11 gauge strips. This assembly shall be dipped in a textured poly-vinyl-chloride coating

Castle Panels, Frontier Village Panels and Ship Panels, Ship Bow Panel (U.S. Patent #D-374,054), Ship Sail, Captain's Wheel, Palm Tree and Bamboo theme panels and components shall be rotationally molded from linear low density polyethylene. The molded in graphics on the ship's bow shall not be raised above the surface of the panel.

Fire Truck Ladder Rails horizontal bars shall be fabricated from 33 mm (1.315") and vertical bars from 25 mm (1") pre-galvanized steel tubing. Rails shall provide an enclosure, and shall have no gaps greater than 76 mm (3") and less than 254 mm (10"), especially between vertical rungs and posts. The welds shall be continuous around the entire perimeter. Ladder rails shall have a baked-on electrostatically applied polyester dry powder coating.

Fire Truck Toolbox Panels shall be rotationally molded from linear low density polyethylene. The optional molded in graphics shall not be raised above the surface of the panel.

Fire Truck Fender Panels shall be rotationally molded from linear low density polyethylene.

Fire Truck Tire Panels shall be rotationally molded from linear low density polyethylene. They shall have aesthetic hardware covering inserts fabricated from Aluminum Tread Plate. Assembly hardware is stainless steel.

Fire Truck Pumper Panels shall be rotationally molded from linear low density polyethylene. They shall have aesthetic hardware covering inserts fabricated from Aluminum Tread Plate. Assembly hardware is stainless steel. Pumper Panel Bell option is fabricated from High Density polyethylene and assembled into the panel.

Fire Truck Cab Panels (includes Cab left, Cab right and Roof with Lightbar) shall be rotationally molded from linear low density polyethylene. Pre-galvanized 48 mm (1.875) diameter steel tubes are used to reinforce the joints between the panels. The steel tubes shall have a baked-on electrostatically applied polyester dry powder coating.

Fire Truck Bumper/Steering Panels shall be rotationally molded from linear low density polyethylene. The grill in the steering panel shall be fabricated from high density polyethylene. Assembly hardware is stainless steel.

Dinosaur Counting Panel, Alphabet Panel and Finger Maze Panel shall be fabricated from tri color compression molded polyethylene with incised graphics to trace shapes. Panels shall be mounted in a rotationally molded linear low density polyethylene panel.

Routed Play Panels shall be fabricated from high density polyethylene with graphics routed in. Panels shall be mounted in a rotationally molded linear low density polyethylene panel.

Sign Panels shall provide enclosure and be non-climbable. The plastic panel shall have the manufacturer's trademark molded in to identify the source of the product. Sign panel shall be rotationally molded from linear low density polyethylene. The molded in graphics shall not be raised above the surface of the panel.

Graphics Panels shall provide enclosure and be non-climbable. The plastic panel shall have the manufacturer's trademark applied to identify the source of the product. Graphics panels shall be rotationally molded from linear low density polyethylene. The molded in graphics shall not be raised above the surface of the panel.

Fire Safety Panel shall be fabricated from tri color compression molded polyethylene with incised graphics to trace shapes. Panels shall be mounted in a rotationally molded linear low density polyethylene panel.

Bubble Mirror Panel shall consist of two 3 mm (.125") metalized bubbles with a non-removable filler of bubble wrap packaging material inside to prevent compression of bubbles. The mirror shall be attached to a rotationally molded linear low density polyethylene panel to provide enclosure. The panel shall have the manufacturer's trademark applied to identify the source of the product.

Mirror Panel mirror shall be fabricated from Type 430, 16 gauge, No. 2 bright annealed stainless steel. The mirror shall be attached to a rotationally molded linear low density polyethylene panel to provide enclosure. The plastic panel shall have the manufacturer's trademark applied to identify the source of the product.

Bubble Panel shall be fabricated from 6 mm (.25") thick, an extremely tough, impact resistant polycarbonate material and shall be optically clear. The bubble panel shall be attached to a rotationally molded from linear low density polyethylene panel to provide enclosure. The plastic panel shall have the manufacturer's trademark applied to identify the source of the product.

Window Panel shall be fabricated from 6 mm (.25") thick, an extremely tough, impact resistant polycarbonate material and shall be optically clear. The window panel shall be attached to a rotationally molded from linear low density polyethylene panel to provide enclosure. The plastic panel shall have the manufacturer's trademark applied to identify the source of the product.

Gear Panel shall be rotationally molded from linear low density polyethylene. Two Lexan sheets contain a set of gears and a crank that shall be rotationally molded from linear low density polyethylene. The plastic panel shall have the manufacturer's trademark applied to identify the source of the product.

Seven Station Play Factory shall be rotationally molded from linear low density polyethylene. Textured patterns, hand matching game and finger tracing maze shall be molded in. Two windows contain a set of gears that shall be rotationally molded from linear low density polyethylene. The periscope has polished stainless steel mirrors. Talk tube mouth pieces are stainless steel.

Activity Panels, Tic-Tac-Toe, Spelling, Math and Animal, shall consist of a cylinder assembly and enclosure panel. Cylinders shall have vertical support bars which shall be fabricated from 25 mm (1") O.D., pre-galvanized steel tubing. Panel and cylinders shall be rotationally molded from linear low density polyethylene. The molded-in graphics shall not be raised above the surface of the plastic. Panel mounting brackets shall be fabricated from 7 gauge, pre-galvanized sheet steel, and dichromate washed. After fabrication, all steel components shall have a baked-on electrostatically applied polyester dry powder coating.

Abacus Panel shall be rotationally molded from linear low density polyethylene. Spheres shall be fabricated from polyethylene with ultraviolet (UV) light stabilizers and color pigment molded in. Each of the polyethylene spheres shall be 70 mm (2.75") in diameter and be molded in red and yellow. Horizontal rails shall be fabricated from 25 mm (1") x 13 gauge pre-galvanized steel tubing.

Double Sided Routed Play Panels shall be fabricated from high density polyethylene with graphics routed in. Panels shall be mounted in a rotationally molded linear low density polyethylene panel

Fire Safety Panel shall be fabricated from tri color compression molded polyethylene with incised graphics to trace shapes. Panels shall be mounted in a rotationally molded linear low density polyethylene panel.

Infinity Loop Climber: climbers shall be rotationally molded from linear low density polyethylene. Footing supports are fabricated from pre-galvanized 42.2 mm (1.660") diameter steel tubing welded with 11 gauge pre-galvanized sheet steel. The center post shall be fabricated from 88.9mm (3.5") O.D. 11 ga pre-galvanized steel tubing with 11 gauge pre-galvanized sheet steel tabs. The supports and center post shall have a baked-on electrostatically applied polyester dry powder coating. Assembly hardware is stainless steel.

Friendship Globe shall be rotationally molded from linear low density polyethylene with ultraviolet (UV) stabilizers, raised continents and graphics molded in. Globe shall be mounted on 16 gauge 60 mm (2.375") pre-galvanized steel tubing and shall have a baked-on electrostatically applied polyester dry powder coating.

Kid Builders™ Panels, Lions Head Crawl Tunnel (U.S. Patent D-381056), Seat, Counter (U.S. Patent D-391615), Adjustable Counter and Door Panel shall be rotationally molded from linear low density polyethylene. The molded in graphics shall not be raised above the surface of the panel.

Safety Panels shall have the manufacturer's trademark applied to identify the source of the product. The panel shall be rotationally molded from linear low density polyethylene.

Safety Rails shall be fabricated from a combination of 33.4 mm (1.312") O.D. pre-galvanized steel tubing and 25.4 mm (1") O.D. pre-galvanized steel tubing. Side plates shall be fabricated from 3 mm (11 gauge) sheet steel. After assembly, panel shall have a baked-on electrostatically applied polyester dry powder coating.

Steel Crawl Panel shall consist of a fabricated from 33.4 mm (1.312") O.D. pre-galvanized steel tubing holding a panel fabricated from 3.0 mm (11 gauge) sheet steel. A ring fabricated of 33.4 mm (1.312") O.D. pre-galvanized steel tubing will line the hole in the sheet steel panel. After assembly, panel shall have a baked-on electrostatically applied polyester dry powder coating

Steel Crawl Tunnel shall consist of two panels fabricated from 33.4 mm (1.312") O.D. pre-galvanized steel tubing and 3.0 mm (11 gauge) sheet steel. A ring fabricated from 33.4 mm (1.312") O.D. pre-galvanized steel tubing will line the hole in the sheet steel panel. A panel shall be attached to each end of a tunnel constructed of punched and rolled 2.3 mm (13 gauge) sheet steel. After fabrication each piece shall have a baked-on electrostatically applied polyester dry powder coating, and assembled prior to shipment.

Steel Valance Panels shall be fabricated from pre-galvanized, punched 11 gauge sheet steel welded to pre-galvanized 33 mm (1.315") steel tubing. Steel store front shall consist of two components: a counter and top section which can be used together to simulate a general store, lemonade stand, ticket booth or used independently. After fabrication the components shall have a baked-on electrostatically applied polyester dry powder coating.

Steel Laser Cut Panels shall be fabricated from 33.4 mm (1.312") O.D. pre-galvanized steel tubing. Laser Cut panel & side plates shall be fabricated from 2.3 mm (13 gauge) sheet steel. After assembly, panel shall have a baked-on electrostatically applied polyester dry powder coating.

Steel Mirror Panel shall consist of a frame fabricated from 33.4 mm (1.312") O.D. pre-galvanized steel tubing holding a panel fabricated from 3.0 mm (11 gauge) sheet steel. A flange of 3.0 mm (11 gauge) steel mounts a mirror fabricated from 1.6 mm (16 gauge) stainless steel. Side plates shall be 3.0 mm (11 gauge) sheet steel. Prior to assembly, panel and flange shall have a baked-on electrostatically applied polyester dry powder coating.

Steel Seat Panel shall be fabricated from a combination of 33.4 mm (1.312") O.D. pre-galvanized steel tubing and 25.4 mm (1") O.D. pre-galvanized steel tubing. Side plates shall be 3.0 mm (11 gauge) sheet steel. Seat surface shall be vinyl-clad fabricated from 2.3 mm (13 gauge) punched & bent sheet steel. Panel shall have a baked-on electrostatically applied polyester dry powder coating.

Steel Tap-A-Tune® Panel shall be fabricated from 33.4 mm (1.312") O.D. pre-galvanized steel tubing. Panel and side plates shall be fabricated from 3 mm (11 gauge) sheet steel. Assembly shall contain a piano mechanism and a panel of 1.9 mm (14 gauge) galvanized steel, painted and silk screened with musical graphics. Prior to assembly, panel shall have a baked-on electrostatically applied polyester dry powder coating.

Steel Vehicle Panel shall be fabricated from a combination of 33.4 mm (1.312") O.D. pre-galvanized steel tubing and 25.4 mm (1") O.D. pre-galvanized steel tubing. Panel and side plates shall be fabricated from 3 mm (11 gauge) sheet steel. Headlights are fabricated from 127 mm (5" O.D. 11 gauge pre-galvanized round tubing with aluminum caps installed. Steering wheel shall be made from cast Tenzaloy, a high strength, self aging aluminum alloy. Prior to assembly, panel shall have a baked-on electrostatically applied polyester dry powder coating.

Steel Store Front shall be fabricated from pre-galvanized, punched 11 gauge sheet steel welded to pre-galvanized 33 mm (1.315") steel tubing. Steel store front shall consist of two components: a counter and top section which can be used together to simulate a store or used independently. After fabrication the components shall have a baked-on electrostatically applied polyester dry powder coating.

Steel Driving Panel shall be fabricated from a combination of 33.4 mm (1.312") O.D. pre-galvanized steel tubing and a laser cut plate fabricated from 2.3 mm (13 gauge) pre-galvanized sheet steel. Side plates shall be fabricated from 3 mm (11 gauge) pre-galvanized sheet steel. Steering wheel shall be made from cast Tenzaloy, a high strength, self aging aluminum alloy. Prior to assembly, panel shall have a baked-on electrostatically applied polyester dry powder coating.

Metal Tic-Tac-Toe Panel shall be fabricated from a combination of 33.4 mm (1.312") O.D. pre-galvanized steel tubing and 25.4 mm (1") O.D. pre-galvanized steel tubing. Side plates shall be 3.0 mm (11 gauge) sheet steel. Assembly will contain unpainted sand cast aluminum cylinders containing X's & O's. Prior to assembly, panel shall have a baked-on electrostatically applied polyester dry powder coating.

Metal Abacus Panel shall be fabricated from a combination of 33.4 mm (1.312") O.D. pre-galvanized steel tubing and 25.4 mm (1") O.D. pre-galvanized steel tubing. Side plates shall be 3.0 mm (11 gauge) sheet steel. Abacus balls shall be machined from aluminum. Prior to assembly, panel shall have a baked-on electrostatically applied polyester dry powder coating.

Woven Wire Panel shall consist of a frame fabricated from 33.4 mm (1.312") O.D. pre-galvanized steel tubing holding a panel of wire mesh with 6.35 mm (.25") diameter wire and 38.1 mm (1.5") x 38.1 mm (1.5") grid openings. Side plates shall be 3.0 mm (11 gauge) sheet steel. After assembly, panel shall have a baked-on electrostatically applied polyester dry powder coating.

Turning and Chinning Bars and Single Rails shall be fabricated from 33 mm (1.315") O.D. galvanized steel pipe and shall have a baked-on electrostatically applied polyester dry powder coating.

Hex Roof shall have the manufacturer's trademark applied to identify the source of the product. Roof shall be a double-wall construction. The roof shall be rotationally molded from linear low density polyethylene.

Roofs shall have the manufacturer's trademark applied to identify the source of the product. Roof shall be a double-wall construction. The roof shall be rotationally molded from linear low density polyethylene.

Thatch Roof shall have the manufacturer's trademark applied to identify the source of the product. Roof shall be a double-wall construction. The Thatch Roof shall be rotationally molded from linear low density polyethylene and assembled using M10 toggler bolts.

Tikes Peak Roof (with/without Snow or Lava Cap) shall be rotationally molded from linear low density polyethylene. Assembly hardware is stainless steel.

Steel and Steel Mesh Square Roofs shall consist of 4 pieces to be fabricated from 16 gauge pre-galvanized sheet steel with the mesh version containing 76 mm (3") x 6 mm (.25") slots punched in a regular pattern. The cupola shall be fabricated from 16 gauge pre-galvanized sheet steel and is installed using a 20.6 mm (.83") O. D. spacer. After fabrication the roofs shall have a baked-on electrostatically applied polyester dry powder coating.

Steel and Steel Mesh Hex Roofs shall consist of 6 pieces to be fabricated from 1.6 mm (16 gauge) sheet steel with the mesh version containing 76 mm (3") x 6 mm (.25") slots punched in a regular pattern. The cupola is fabricated from 2.3 mm (13 gauge) some of which is punched with 16 mm (.625") diameter holes and 3.0 mm (11 gauge) sheet steel. All parts shall have a baked-on electrostatically applied polyester dry powder coating.

Mesh Gable Roof shall have ribs fabricated from 11 gauge 127 mm (5") O.D. pre-galvanized steel tubing. Ribs shall be bent to a 610 mm (24") center line radius. Roof section shall be fabricated from 16 gauge pre-galvanized sheet steel with 6 x 76 mm (.25" x 3") slots punched over the entire surface to provide light. The roof section shall be mechanically attached to each rib to form the gable roof assembly. After fabrication the gable roof shall have a baked-on electrostatically applied polyester dry powder coating. The gable roof shall be assembled using a roof post cap, which shall be fabricated from standard Kid Builders sleeve material with an 11 gauge cap and tab.

Archway Roof arches shall be fabricated from 11 gauge 127 mm (5") O.D. pre-galvanized steel tubing. Arches shall be bent to a 610 mm (24") center line radius. Roof section shall be fabricated from 16 gauge pre-galvanized sheet steel with 6 x 76 mm (.25" x 3") slots fabricated over the entire surface to provide light. The roof section shall be mechanically attached to each arch to form the archway roof assembly. After fabrication the archway roof shall have a baked-on electrostatically applied polyester dry powder coating. The archway roof assembly shall be slipped inside Kid Builders™ arch sleeve posts with a drive screw tapped in flush to secure.

Double Archway Roof arches shall be fabricated from 11 gauge 127 mm (5") O.D. pre-galvanized steel tubing. Arches shall be bent to a 610 mm (24") center line radius. Roof section shall be fabricated from 16 gauge pre-galvanized sheet steel with 6 x 76 mm (.25" x 3") slots fabricated over the entire surface to provide light. The roof section shall be mechanically attached to each arch to form the archway roof assembly. After fabrication the archway roof shall have a baked-on electrostatically applied polyester dry powder coating. The archway roof assembly shall be slipped inside Kid Builders™ arch sleeve posts with a drive screw tapped in flush to secure.

Arches shall be fabricated from 11 gauge pre-galvanized steel and shall have a 127 mm (5") O.D. Arches shall be bent to a 610 mm (24") center line radius. After fabrication the arches shall have a baked-on electrostatically applied polyester dry powder coating. The arches shall be slipped inside Kid Builders™ arch sleeve posts with a drive screw tapped in flush to secure.

Hand Hold Loops shall be fabricated from 33 mm (1.315") O.D. galvanized steel tubing and shall have a baked-on electrostatically applied polyester dry powder coating. **Safety Loops** shall be fabricated from 33 mm (1.315") O.D. galvanized steel tubing with vertical rungs fabricated from 25 mm (1") O.D. pre-galvanized steel tubing. After fabrication all loop components shall have a baked-on electrostatically applied polyester dry powder coating. **Transition Loops** shall be fabricated from 42.2 mm (1.66") O.D. galvanized steel tube with a stub rail fabricated from 33 mm (1.315") O.D. galvanized steel welded into one end. All steel components shall have a baked-on electrostatically applied polyester dry powder coating.

Talk Tubes shall be fabricated from 48 x 3.4 mm (1.90" x .135") wall steel tubing. The "Phone funnel" shall be fabricated from sheet steel capped with tubing and have a perforated steel insert inside. Talk Tubes shall have a baked-on electrostatically applied polyester dry powder coating.

All Steel Tube Components shall comply with ASTM standards: A-500, or A-513. The steel tube components shall be pre-galvanized. The components are freed of excess weld spatter and shall be cleaned in a multiple bath system which shall include a rust-inhibitive iron phosphate wash prior to painting.

Exceptions: 127 mm (5") O.D. aluminum posts.

LTC. Little Tikes Commercial.Product Warranty Statement.

Full One-Year Warranty

PlayPower LT Farmington, Inc., (PPLT) warrants that if any product components fail due to defects in materials or workmanship, within one year from date of delivery, PPLT will repair or replace such defective components by providing free of charge replacement part(s) to the site. PPLT will not be responsible for the cost of labor for the removal of nor the cost of labor for the installation of repaired or replacement part(s). In addition, the following limited warranties apply from date of delivery for the following PPLT products and components:

Limited 100-Year Warranty

On all KidBuilders[®] aluminum posts and steel clamps, under normal use and proper maintenance, against structural failure due to corrosion or deterioration from exposure to weather caused by defects in materials and workmanship.

Limited 100-Year Warranty

On KidBuilders[®], SkyBuilders[®], PlayBuilders[®] and MaxPlay[®] steel posts and stainless steel hardware, under normal use and proper maintenance, against structural failure due to corrosion or deterioration from exposure to weather caused by defects in materials and workmanship.

Limited 50-Year Warranty

On the performance of Landsaft[®] Rubber Mulch safety surfacing.

Limited 15-Year Warranty

On KidBuilders[®], SkyBuilders[®], PlayBuilders[®] and MaxPlay[®] main structures under normal use and proper maintenance against structural failure due to corrosion or deterioration from exposure to weather caused by defects in materials and workmanship. This warranty includes only the vinyl clad decks, rails, loops and rungs that comprise the main structure.

Limited 15-Year Warranty

On all KidBuilders[®], SkyBuilders[®], PlayBuilders[®] and MaxPlay[®] polyethylene slides, enclosures, and plastic components under normal use and proper maintenance against structural failure caused by defects in materials and workmanship.

Limited 10-Year Warranty

On all ShadeBuilders[®] steel frames under normal use and proper maintenance against failure due to corrosion, deterioration or faulty workmanship.

Limited 10-Year Warranty

On Landsaft[®] Rubber Mulch color steadfastness.

Limited 8-Year Warranty

On the performance and appearance of Landsaft[®] Synthetic Turf safety surfacing. Please contact your local representative for more information.

Limited 5-Year Warranty

On all ShadeBuilders[®] fabric due to rot, UV deterioration (shades of red are limited to 3 years) or defective workmanship.

Limited 3-Year Warranty

On all Playground Sculptures and PlayCenter polyethylene slides, enclosures, main structure, decks, and plastic components against failure caused by defects in materials and workmanship.

Limited 3-Year Warranty

On KidTiles^a, KidTimbers^a, Border Panels, RockTimbers^a and all KidRiders^a products (excluding spring assemblies) against structural failure due to defects in materials and workmanship.

PLEASE NOTE. The above mentioned warranties do not include any cosmetic issues, e.g., scratches, dents, marring, fading of colors and discoloration of wood due to weathering, and are valid only if the products are installed in conformity with the layout plan and/or installation instructions furnished by PPLT; have been maintained and inspected in accordance with PPLT's instructions; have not been subjected to misuse, negligence or accident; have not been subjected to addition or substitution of parts; and have not been modified, altered or repaired by persons other than PPLT or PPLT's designees. Labor and damage resulting from vandalism, abnormal use, incorrect installation, or lack of maintenance are not covered by this warranty. Except as specifically stated herein, all warranties, express or implied, including but not limited to any implied warranty of MERCHANTABILITY or fitness for a particular purpose are hereby EXCLUDED. This warranty excludes any liability other than expressly stated including but not limited to any incidental or consequential damages.

Additional PPLT Policies

For information on warranty claim procedures, contact the nearest PPLT location (see back cover) or write to: Play Power LT Farmington, Inc., P.O. Box 897, Farmington, Missouri 63640.

Pricing

Prices are subject to change without notice. All orders are subject to approval by Play Power LT Farmington, Inc.'s, general office. Prices are F.O.B. Farmington, Missouri, (excluding Canada - F.O.B. Kitchener, Ontario) and do not include freight.

Specifications

Product specifications in this catalog were correct at the time of publication. However, Play Power LT Farmington, Inc., has a history and policy of continuous product development and improvement and therefore reserves the right to improve, alter or discontinue specifications without notice.

Loss or Damage on Transit

A signed bill of lading is our receipt from a carrier that our shipment to you was complete and in good condition. Before you sign, please check this bill of lading carefully when the shipment reaches you to make sure there are no damages or shortages. Once the shipment leaves our plant, we are no longer responsible for any damage, loss or shortage.

Cancellations and Returns

Cancellations will be accepted upon written notification at our offices. Returns will be accepted only when freight charges are prepaid and we have expressly authorized the return. Parts not included are custom parts, as well as used or damaged parts. There will be a restocking fee for all returned orders and on cancelled orders.

Replacement Parts

For park and playground replacement parts, contact the nearest PPLT location (See current catalogue and see back cover).