



State of West Virginia
 Department of Administration
 Purchasing Division
 2019 Washington Street East
 Post Office Box 50130
 Charleston, WV 25305-0130

Request for Quotation

RFQ NUMBER
6610C002

PAGE
1

ADDRESS CORRESPONDENCE TO ATTENTION OF
MICHAEL AUSTIN
304-558-2402

RFQ COPY
 TYPE NAME/ADDRESS HERE

Cover-All Buildings of WV
 P.O. Box 727
 Bridgeport, WV 26330
 304-623-0546

DIVISION OF HIGHWAYS
 VARIOUS LOCALES AS INDICATED
 BY ORDER

Vendor # **218105048**

DATE PRINTED	TERMS OF SALE	SHIP VIA	FOB	FREIGHT TERMS
08/24/2009	Net 30	Bestway	Destination	Prepaid
BID OPENING DATE: 09/09/2009		BID OPENING TIME 01:30PM		

LINE	QUANTITY	UOP	CAT. NO.	ITEM NUMBER	UNIT PRICE	AMOUNT
0001	1	LS		968-20		
STEEL FRAMES BUILDING-ROOFS SYSTEMS						
OPEN END CONTRACT						
TO SUPPLY ALL MATERIALS FOR SINGLE SPAN TRUSS ARCH FABRIC COVERED STEEL FRAMED BUILDING ROOF SYSTEMS PER THE ATTACHED SPECIFICATIONS.						
QUESTIONS: WRITTEN QUESTIONS WILL BE ACCEPTED THROUGH CLOSE OF BUSINESS (5:00 EST) ON FRIDAY, 09/04/09. SEND YOUR QUESTIONS TO: PURCHASING DIVISION ATTENTION: MICHAEL AUSTIN 2019 WASHINGTON ST. E. CHARLESTON, WV 25305						
QUESTIONS MAY BE SENT VIA FAX, E-MAIL, OR REGULAR MAIL. E-MAIL: MICHAEL.D.AUSTIN@WV.GOV FAX: 304-558-4115						
IT IS THE VENDORS RESPONSIBILITY TO VERIFY THAT THEIR QUESTIONS HAVE BEEN RECEIVED BY CALLING 304-558-2402.						
EXHIBIT 3						
LIFE OF CONTRACT: THIS CONTRACT BECOMES EFFECTIVE ON AND EXTENDS FOR A PERIOD OF ONE (1) YEAR OR UNTIL SUCH "REASONABLE TIME" THEREAFTER AS IS NECESSARY TO OBTAIN A NEW CONTRACT OR RENEW THE ORIGINAL CONTRACT. THE "REASONABLE TIME" PERIOD SHALL NOT EXCEED TWELVE (12) MONTHS. DURING THIS "REASONABL						

RECEIVED
 2009 SEP -8 A 9:46
 PURCHASING DIVISION
 STATE OF WV

SEE REVERSE SIDE FOR TERMS AND CONDITIONS

SIGNATURE: *Michael D. Austin* TELEPHONE: 304-623-4827 DATE: 9-4-09

TITLE: Vice President FEIN: 55-057-5921-002 ADDRESS CHANGES TO BE NOTED ABOVE

WHEN RESPONDING TO RFQ, INSERT NAME AND ADDRESS IN SPACE ABOVE LABELED 'VENDOR'



OF WEST VIRGINIA
PHONE (304) 623-4827 FAX (304) 622-5546

SEPTEMBER 4, 2009

DEPARTMENT OF ADMINISTRATION
ATTN: MICHAEL AUSTIN
2019 WASHINGTON STREET, EAST
CHARLESTON, WV 25305-0130

MR. AUSTIN,

RFQ 6610C002 STEEL FRAMED BUILDING ROOF SYSTEMS

WE ARE PLEASED TO PROVIDE THE FOLLOWING RFQ FOR YOUR CONSIDERATION.

TO INCLUDE:

- DOCUMENT 1) GATORSHIELD® SPECIFICATION SHEET.*
- DOCUMENT 2) DURAWEAWE® SPECIFICATION SHEET.*
- DOCUMENT 3) ISO 9001:2000 CERTIFICATION (UPDATED JUNE 15TH 2009).*
- DOCUMENT 4) AMERICAN WELDING SOCIETY CERTIFICATION.*
- DOCUMENT 5) STEEL CERTIFICATE OF ORIGIN.*
- DOCUMENT 6) 40' x 64' W/ ONE 18' x 18' DURATRAC® DOOR (SHOP DRAWINGS).*
- DOCUMENT 7) 55' x 100' W/ ONE 18' x 18' DURATRAC® DOOR (SHOP DRAWINGS).*
- DOCUMENT 8) 72' x 98' W/ ONE 18' x 18' DURATRAC® DOOR (SHOP DRAWINGS).*
- DOCUMENT 9) 72' x 140' W/ ONE 18' x 18' DURATRAC® DOOR (SHOP DRAWINGS).*
- DOCUMENT 10) 72' x 140' W/ TWO 18' x 18' DURATRAC® DOORS (SHOP DRAWINGS).*
- GREEN AND TAN FABRIC SAMPLES.*
- CD WITH DRAWINGS IN PDF FORMAT.*

****PLEASE KEEP IN MIND FABRIC REPAIRS OF LESS THAN 12 INCHES ARE FREE OF CHARGE AND DOES NOT INCLUDE MAN LIFT RENTAL IF NEEDED. ****

THANKS FOR CONSIDERING COVER-ALL BUILDINGS OF WV.

A handwritten signature in black ink, appearing to read 'Nate Rohrig', is written over the 'THANKS FOR CONSIDERING...' line.

NATE ROHRIG
COVER-ALL BUILDINGS OF WV, INC.
P.O. BOX 727
BRIDGEPORT, WV 26330
(800) 246-7589

**GENERAL TERMS & CONDITIONS
REQUEST FOR QUOTATION (RFQ) AND REQUEST FOR PROPOSAL (RFP)**

1. Awards will be made in the best interest of the State of West Virginia.
2. The State may accept or reject in part, or in whole, any bid.
3. All quotations are governed by the *West Virginia Code* and the *Legislative Rules* of the Purchasing Division.
4. Prior to any award, the apparent successful vendor must be properly registered with the Purchasing Division and have paid the required \$125 fee.
5. All services performed or goods delivered under State Purchase Order/Contracts are to be continued for the term of the Purchase Order/Contracts, contingent upon funds being appropriated by the Legislature or otherwise being made available. In the event funds are not appropriated or otherwise available for these services or goods, this Purchase Order/Contract becomes void and of no effect after June 30.
6. Payment may only be made after the delivery and acceptance of goods or services.
7. Interest may be paid for late payment in accordance with the *West Virginia Code*.
8. Vendor preference will be granted upon written request in accordance with the *West Virginia Code*.
9. The State of West Virginia is exempt from federal and state taxes and will not pay or reimburse such taxes.
10. The Director of Purchasing may cancel any Purchase Order/Contract upon 30 days written notice to the seller.
11. The laws of the State of West Virginia and the *Legislative Rules* of the Purchasing Division shall govern all rights and duties under the Contract, including without limitation the validity of this Purchase Order/Contract.
12. Any reference to automatic renewal is hereby deleted. The Contract may be renewed only upon mutual written agreement of the parties.
13. **BANKRUPTCY:** In the event the vendor/contractor files for bankruptcy protection, the State may deem this contract null and void, and terminate such contract without further order.
14. **HIPAA BUSINESS ASSOCIATE ADDENDUM:** The West Virginia State Government HIPAA Business Associate Addendum (BAA), approved by the Attorney General, and available online at the Purchasing Division's web site (<http://www.state.wv.us/admin/purchase/vrc/hipaa.htm>) is hereby made part of the agreement. Provided that, the Agency meets the definition of a Cover Entity (45 CFR §160.103) and will be disclosing Protected Health Information (45 CFR §160.103) to the vendor.
15. **WEST VIRGINIA ALCOHOL & DRUG-FREE WORKPLACE ACT:** If this Contract constitutes a public improvement construction contract as set forth in Article 1D, Chapter 21 of the West Virginia Code ("The West Virginia Alcohol and Drug-Free Workplace Act"), then the following language shall hereby become part of this Contract: "The contractor and its subcontractors shall implement and maintain a written drug-free workplace policy in compliance with the West Virginia Alcohol and Drug-Free Workplace Act, as set forth in Article 1D, Chapter 21 of the West Virginia Code. The contractor and its subcontractors shall provide a sworn statement in writing, under the penalties of perjury, that they maintain a valid drug-free work place policy in compliance with the West Virginia and Drug-Free Workplace Act. It is understood and agreed that this Contract shall be cancelled by the awarding authority if the Contractor: 1) Fails to implement its drug-free workplace policy; 2) Fails to provide information regarding implementation of the contractor's drug-free workplace policy at the request of the public authority; or 3) Provides to the public authority false information regarding the contractor's drug-free workplace policy."

INSTRUCTIONS TO BIDDERS

1. Use the quotation forms provided by the Purchasing Division.
2. **SPECIFICATIONS:** Items offered must be in compliance with the specifications. Any deviation from the specifications must be clearly indicated by the bidder. Alternates offered by the bidder as **EQUAL** to the specifications must be clearly defined. A bidder offering an alternate should attach complete specifications and literature to the bid. The Purchasing Division may waive minor deviations to specifications.
3. Complete all sections of the quotation form.
4. Unit prices shall prevail in case of discrepancy.
5. All quotations are considered F.O.B. destination unless alternate shipping terms are clearly identified in the quotation.
6. **BID SUBMISSION:** All quotations must be delivered by the bidder to the office listed below prior to the date and time of the bid opening. Failure of the bidder to deliver the quotations on time will result in bid disqualifications: Department of Administration, Purchasing Division, 2019 Washington Street East, P.O. Box 50130, Charleston, WV 25305-0130



State of West Virginia
 Department of Administration
 Purchasing Division
 2019 Washington Street East
 Post Office Box 50130
 Charleston, WV 25305-0130

Request for Quotation

RFO NUMBER:
 6610C002

PAGE:
 2

ADDRESS CORRESPONDENCE TO ATTENTION OF:
 MICHAEL AUSTIN
 304-558-2402

RFQ COPY
 TYPE NAME/ADDRESS HERE

Cover-All Buildings of WV
 P.O. Box 727
 Bridgeport, WV 26330
 304-623-0546

DIVISION OF HIGHWAYS
 VARIOUS LOCALES AS INDICATED
 BY ORDER

DATE PRINTED	TERMS OF SALE	SHIP VIA	F.O.B.	FREIGHT TERMS
08/24/2009	Net 30	Bestway	Destination	Prepaid
BID OPENING DATE: 09/09/2009		BID OPENING TIME 01:30PM		

LINE	QUANTITY	UOP	CAT. NO.	ITEM NUMBER	UNIT PRICE	AMOUNT
<p>TIME" THE VENDOR MAY TERMINATE THIS CONTRACT FOR ANY REASON UPON GIVING THE DIRECTOR OF PURCHASING 30 DAYS WRITTEN NOTICE.</p> <p>UNLESS SPECIFIC PROVISIONS ARE STIPULATED ELSEWHERE IN THIS CONTRACT DOCUMENT, THE TERMS, CONDITIONS AND PRICING SET HEREIN ARE FIRM FOR THE LIFE OF THE CONTRACT.</p> <p>RENEWAL: THIS CONTRACT MAY BE RENEWED UPON THE MUTUAL WRITTEN CONSENT OF THE SPENDING UNIT AND VENDOR, SUBMITTED TO THE DIRECTOR OF PURCHASING THIRTY (30) DAYS PRIOR TO THE EXPIRATION DATE. SUCH RENEWAL SHALL BE IN ACCORDANCE WITH THE TERMS AND CONDITIONS OF THE ORIGINAL CONTRACT AND SHALL BE LIMITED TO TWO (2) ONE (1) YEAR PERIODS.</p> <p>CANCELLATION: THE DIRECTOR OF PURCHASING RESERVES THE RIGHT TO CANCEL THIS CONTRACT IMMEDIATELY UPON WRITTEN NOTICE TO THE VENDOR IF THE COMMODITIES AND/OR SERVICES SUPPLIED ARE OF AN INFERIOR QUALITY OR DO NOT CONFORM TO THE SPECIFICATIONS OF THE BID AND CONTRACT HEREIN.</p> <p>OPEN MARKET CLAUSE: THE DIRECTOR OF PURCHASING MAY AUTHORIZE A SPENDING UNIT TO PURCHASE ON THE OPEN MARKET, WITHOUT THE FILING OF A REQUISITION OR COST ESTIMATE, ITEMS SPECIFIED ON THIS CONTRACT FOR IMMEDIATE DELIVERY IN EMERGENCIES DUE TO UNFORESEEN CAUSES (INCLUDING BUT NOT LIMITED TO DELAYS IN TRANSPORTATION OR AN UNANTICIPATED INCREASE IN THE VOLUME OF WORK.)</p> <p>QUANTITIES: QUANTITIES LISTED IN THE REQUISITION ARE APPROXIMATIONS ONLY, BASED ON ESTIMATES SUPPLIED BY THE STATE SPENDING UNIT. IT IS UNDERSTOOD AND AGREED THAT THE CONTRACT SHALL COVER THE QUANTITIES ACTUALLY</p>						

SEE REVERSE SIDE FOR TERMS AND CONDITIONS

SIGNATURE: *[Signature]* TELEPHONE: 304-623-4827 DATE: 9-4-09

TITLE: Vice President FEIN: 55-076-5921-002 ADDRESS CHANGES TO BE NOTED ABOVE

WHEN RESPONDING TO RFQ, INSERT NAME AND ADDRESS IN SPACE ABOVE LABELED 'VENDOR'



State of West Virginia
 Department of Administration
 Purchasing Division
 2019 Washington Street East
 Post Office Box 50130
 Charleston, WV 25305-0130

Request for Quotation

RFQ NUMBER
6610C002

PAGE
3

ADDRESS CORRESPONDENCE TO ATTENTION OF
MICHAEL AUSTIN
304-558-2402

STOCK

RFQ COPY
 TYPE NAME/ADDRESS HERE

Cover-All Buildings of WV
 P.O. Box 727
 Bridgeport, WV 26330
 304-623-0546

SHIP TO

DIVISION OF HIGHWAYS
 VARIOUS LOCALES AS INDICATED
 BY ORDER

DATE PRINTED 08/24/2009	TERMS OF SALE Net 30	SHIP VIA Bestway	FOB Destination	FREIGHT TERMS Prepaid
BID OPENING DATE: 09/09/2009		BID OPENING TIME 01:30PM		

LINE	QUANTITY	UOP	CAT NO	ITEM NUMBER	UNIT PRICE	AMOUNT
<p>ORDERED FOR DELIVERY DURING THE TERM OF THE CONTRACT, WHETHER MORE OR LESS THAN THE QUANTITIES SHOWN.</p> <p>ORDERING PROCEDURE: SPENDING UNIT(S) SHALL ISSUE A WRITTEN STATE CONTRACT ORDER (FORM NUMBER WV-39) TO THE VENDOR FOR COMMODITIES COVERED BY THIS CONTRACT. THE ORIGINAL COPY OF THE WV-39 SHALL BE MAILED TO THE VENDOR AS AUTHORIZATION FOR SHIPMENT, A SECOND COPY MAILED TO THE PURCHASING DIVISION, AND A THIRD COPY RETAINED BY THE SPENDING UNIT.</p> <p>BANKRUPTCY: IN THE EVENT THE VENDOR/CONTRACTOR FILES FOR BANKRUPTCY PROTECTION, THE STATE MAY DEEM THE CONTRACT NULL AND VOID, AND TERMINATE SUCH CONTRACT WITHOUT FURTHER ORDER.</p> <p>THE TERMS AND CONDITIONS CONTAINED IN THIS CONTRACT SHALL SUPERSEDE ANY AND ALL SUBSEQUENT TERMS AND CONDITIONS WHICH MAY APPEAR ON ANY ATTACHED PRINTED DOCUMENTS SUCH AS PRICE LISTS, ORDER FORMS, SALES AGREEMENTS OR MAINTENANCE AGREEMENTS, INCLUDING ANY ELECTRONIC MEDIUM SUCH AS CD-ROM.</p> <p>REV. 05/26/2009</p> <p>EXHIBIT 7</p> <p>DOMESTIC ALUMINUM, GLASS & STEEL IN PUBLIC WORKS PROJECTS</p> <p>IN ACCORDANCE WITH WEST VIRGINIA CODE 5-19-1 ET., SEQ., EVERY CONTRACT FOR CONSTRUCTION, RECONSTRUCTION, ALTERATION, REPAIR, IMPROVEMENT OR MAINTENANCE OF PUBLIC WORKS, WHERE THE COST IS MORE THAN \$50,000 AND, IN THE CASE OF STEEL ONLY, WHERE THE COST OF STEEL IS</p>						

SEE REVERSE SIDE FOR TERMS AND CONDITIONS

SIGNATURE *Michael Austin* TELEPHONE **304-623-4827** DATE **9-4-09**

TITLE **Vice President** FEIN **55-076-5921-002** ADDRESS CHANGES TO BE NOTED ABOVE

WHEN RESPONDING TO RFQ, INSERT NAME AND ADDRESS IN SPACE ABOVE LABELED 'VENDOR'



State of West Virginia
 Department of Administration
 Purchasing Division
 2019 Washington Street East
 Post Office Box 50130
 Charleston, WV 25305-0130

Request for Quotation

RFQ NUMBER
 6610C002

PAGE
 4

ADDRESS CORRESPONDENCE TO ATTENTION OF
 MICHAEL AUSTIN
 304-558-2402

RFQ COPY
 TYPE NAME/ADDRESS HERE

VENDOR

Cover-All Buildings of WV
 P.O. Box 727
 Bridgeport, WV 26330
 304-623-0546

SHIP TO

DIVISION OF HIGHWAYS
 VARIOUS LOCALES AS INDICATED
 BY ORDER

DATE PRINTED 08/24/2009	TERMS OF SALE <i>Net 30</i>	SHIP VIA <i>Bestway</i>	F.O.B. <i>Destination</i>	FREIGHT TERMS <i>Prepaid</i>
BID OPENING DATE: 09/09/2009		BID OPENING TIME 01:30PM		

LINE	QUANTITY	UOP	CAT NO	ITEM NUMBER	UNIT PRICE	AMOUNT
<p>MORE THAN \$50,000 OR WHERE MORE THAN 10,000 POUNDS OF STEEL ARE REQUIRED, THE STATE WILL ACCEPT ONLY ALUMINUM GLASS, OR STEEL PRODUCTS PRODUCED IN THE UNITED STATES. IN ADDITION, ITEMS OF MACHINERY OR EQUIPMENT PURCHASED FOR USE AT THE SITE OF PUBLIC WORKS SHALL BE MADE OF DOMESTIC ALUMINUM, GLASS OR STEEL, UNLESS THE COST OF THE PRODUCT IS LESS THAN \$50,000 OR LESS THAN 10,000 POUNDS OF STEEL ARE USED IN PUBLIC WORKS PROJECTS.</p> <p>FOREIGN MADE ALUMINUM, GLASS OR STEEL PRODUCTS MAY BE ACCEPTED ONLY IF THE COST OF DOMESTIC PRODUCTS IS FOUND TO BE UNREASONABLE. SUCH COST IS UNREASONABLE IF IT IS 20% OR MORE HIGHER THAN THE BID PRICE FOR FOREIGN MADE PRODUCTS. IF THE DOMESTIC ALUMINUM, GLASS OR STEEL PRODUCTS TO BE SUPPLIED OR PRODUCED IN A "SUBSTANTIAL LABOR SURPLUS AREA", AS DEFINED BY THE UNITED STATES DEPARTMENT OF LABOR, FOREIGN PRODUCTS MAY BE SUPPLIED ONLY IF DOMESTIC PRODUCTS ARE 30% OR MORE HIGHER IN PRICE THAN THE FOREIGN MADE PRODUCTS.</p> <p>IF, PRIOR TO THE AWARD OF A CONTRACT UNDER THE ABOVE PROVISIONS, THE SPENDING OFFICER OF THE SPENDING UNIT DETERMINES THAT THERE EXISTS A BID FOR LIKE FOREIGN ALUMINUM, GLASS OR STEEL THAT IS REASONABLE AND LOWER THAN THE LOWEST BID FOR DOMESTIC PRODUCTS, THE SPENDING OFFICE MAY REQUEST, IN WRITING, A REEVALUATION AND REDUCTION IN THE LOWEST BID FOR SUCH DOMESTIC PRODUCTS. ALL VENDORS MUST INDICATE IN THEIR BID IF THEY ARE SUPPLYING FOREIGN ALUMINUM, GLASS OR STEEL.</p> <p>REV. 3/88</p> <p>PURCHASING CARD ACCEPTANCE: THE STATE OF WEST VIRGINIA CURRENTLY UTILIZES A VISA PURCHASING CARD PROGRAM WHICH</p>						

SEE REVERSE SIDE FOR TERMS AND CONDITIONS

SIGNATURE: *[Signature]* TELEPHONE: 304-623-4827 DATE: 9-4-09

TITLE: Vice President FEIN: 55-076-5921-002 ADDRESS CHANGES TO BE NOTED ABOVE

WHEN RESPONDING TO RFQ, INSERT NAME AND ADDRESS IN SPACE ABOVE LABELED 'VENDOR'



State of West Virginia
 Department of Administration
 Purchasing Division
 2019 Washington Street East
 Post Office Box 50130
 Charleston, WV 25305-0130

Request for Quotation

RFQ NUMBER
6610C002

PAGE
5

ADDRESS CORRESPONDENCE TO ATTENTION OF
MICHAEL AUSTIN
304-558-2402

RFQ COPY

TYPE NAME/ADDRESS HERE

Cover-All Buildings of WV
 P.O. Box 727
 Bridgeport, WV 26330
 304-623-0546


SHIP TO

DIVISION OF HIGHWAYS
 VARIOUS LOCALES AS INDICATED
 BY ORDER

DATE PRINTED	TERMS OF SALE	SHIP VIA	FOB	FREIGHT TERMS
08/24/2009	Net 30	Bestway	Destination	Prepaid
BID OPENING DATE: 09/09/2009		BID OPENING TIME 01:30PM		

LINE	QUANTITY	UOP	CAT. NO.	ITEM NUMBER	UNIT PRICE	AMOUNT
<p>IS ISSUED THROUGH A BANK. THE SUCCESSFUL VENDOR MUST ACCEPT THE STATE OF WEST VIRGINIA VISA PURCHASING CARD FOR PAYMENT OF ALL ORDERS PLACED BY ANY STATE AGENCY AS A CONDITION OF AWARD.</p> <p>EXHIBIT 10</p> <p>ADDENDUM ACKNOWLEDGEMENT</p> <p>I HEREBY ACKNOWLEDGE RECEIPT OF THE FOLLOWING CHECKED ADDENDUM(S) AND HAVE MADE THE NECESSARY REVISIONS TO MY PROPOSAL, PLANS AND/OR SPECIFICATION, ETC.</p> <p>ADDENDUM NOS.:</p> <p>NO. 1</p> <p>NO. 2</p> <p>NO. 3</p> <p>NO. 4</p> <p>NO. 5</p> <p>I UNDERSTAND THAT FAILURE TO CONFIRM THE RECEIPT OF THE ADDENDUM(S) MAY BE CAUSE FOR REJECTION OF THE BIDS.</p> <p>VENDOR MUST CLEARLY UNDERSTAND THAT ANY VERBAL REPRESENTATION MADE OR ASSUMED TO BE MADE DURING ANY ORAL DISCUSSION HELD BETWEEN VENDOR'S REPRESENTATIVES AND ANY STATE PERSONNEL IS NOT BINDING. ONLY THE INFORMATION ISSUED IN WRITING AND ADDED TO THE SPECIFICATIONS BY AN OFFICIAL ADDENDUM IS BINDING.</p>						

SEE REVERSE SIDE FOR TERMS AND CONDITIONS

SIGNATURE  TELEPHONE **304-623-4827** DATE **9-4-09**

TITLE **Vice President** FEIN **55-076-5921-002** ADDRESS CHANGES TO BE NOTED ABOVE

WHEN RESPONDING TO RFQ, INSERT NAME AND ADDRESS IN SPACE ABOVE LABELED 'VENDOR'



State of West Virginia
 Department of Administration
 Purchasing Division
 2019 Washington Street East
 Post Office Box 50130
 Charleston, WV 25305-0130

Request for Quotation

RFQ NUMBER: 6610C002

PAGE: 6

ADDRESS CORRESPONDENCE TO ATTENTION OF:
 MICHAEL AUSTIN
 304-558-2402

VENDOR

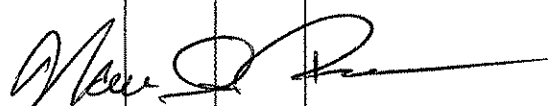
RFQ COPY
 TYPE NAME/ADDRESS HERE

Cover-All Buildings of WV
 P.O. Box 727
 Bridgeport, WV 26330
 304-623-0546


SHIP TO

DIVISION OF HIGHWAYS
 VARIOUS LOCALES AS INDICATED
 BY ORDER

DATE PRINTED	TERMS OF SALE	SHIP VIA	F.O.B.	FREIGHT TERMS
08/24/2009	Net 30	Boatway	Destination	Prepaid
BID OPENING DATE: 09/09/2009		BID OPENING TIME 01:30PM		

LINE	QUANTITY	UOP	CAT. NO.	ITEM NUMBER	UNIT PRICE	AMOUNT
 SIGNATURE Cover-All Buildings of WV, Inc. COMPANY 9-4-09 DATE REV. 11/96 NOTICE A SIGNED BID MUST BE SUBMITTED TO: DEPARTMENT OF ADMINISTRATION PURCHASING DIVISION BUILDING 15 2019 WASHINGTON STREET, EAST CHARLESTON, WV 25305-0130 THE BID SHOULD CONTAIN THIS INFORMATION ON THE FACE OF THE ENVELOPE OR THE BID MAY NOT BE CONSIDERED: SEALED BID BUYER: 33 RFQ. NO.: 6610C002 BID OPENING DATE: 9-9-09 BID OPENING TIME: 1:30 PM						

SEE REVERSE SIDE FOR TERMS AND CONDITIONS

SIGNATURE:  TELEPHONE: 304-623-4827 DATE: 9-4-09

TITLE: Vice President FEIN: 55-076-5921-002 ADDRESS CHANGES TO BE NOTED ABOVE

WHEN RESPONDING TO RFQ, INSERT NAME AND ADDRESS IN SPACE ABOVE LABELED 'VENDOR'



State of West Virginia
 Department of Administration
 Purchasing Division
 2019 Washington Street East
 Post Office Box 50130
 Charleston, WV 25305-0130

Request for Quotation

RFQ NUMBER
6610C002

PAGE
7

ADDRESS CORRESPONDENCE TO ATTENTION OF
MICHAEL AUSTIN
304-558-2402

VENDOR

RFQ COPY
 TYPE NAME/ADDRESS HERE

Cover-All Buildings of WV
 P.O. Box 727
 Bridgeport, WV 26330
 304-623-0546

SHIP TO

DIVISION OF HIGHWAYS
 VARIOUS LOCALES AS INDICATED
 BY ORDER

DATE PRINTED	TERMS OF SALE	SHIP VIA	F.O.B.	FREIGHT TERMS
08/24/2009	Net 30	Bestway	Destination	Prepaid
BID OPENING DATE: 09/09/2009		BID OPENING TIME 01:30PM		

LINE	QUANTITY	UOP	CAT NO.	ITEM NUMBER	UNIT PRICE	AMOUNT
PLEASE PROVIDE A FAX NUMBER IN CASE IT IS NECESSARY TO CONTACT YOU REGARDING YOUR BID: ----- 304-622-5546 ----- CONTACT PERSON (PLEASE PRINT CLEARLY): ----- Nathaniel Rohrig -----						
***** THIS IS THE END OF RFQ 6610C002 ***** TOTAL:						<u>See Attached</u>

SEE REVERSE SIDE FOR TERMS AND CONDITIONS

SIGNATURE: *Michael Austin* TELEPHONE: 304-623-4827 DATE: 9-4-09

TITLE: Vice President FEIN: 55-076-5921 ADDRESS CHANGES TO BE NOTED ABOVE

WHEN RESPONDING TO RFQ, INSERT NAME AND ADDRESS IN SPACE ABOVE LABELED 'VENDOR'

The West Virginia Division of Highways (WVDOH) will perform all site preparation and construct the reinforced concrete walls for the building. All materials for the building roof system shall be delivered to the job site and WVDOH personnel will perform the installation. The successful bidder **must** supply a technical expert to the WVDOH during installation of the roof system as scheduled and requested by the WVDOH.

The wall height is 12', the wall thickness is 12", and the minimum clearance required at the apex of the arch shall be as follows:

72' X 140' – 39'

72' X 98' – 39'

55' X 100' – 37'

40' X 64' – 26'

Each member must be designed to withstand stresses resulting from combinations of loads that produce maximum allowable stresses in that member.

The industrial fabric cover system shall be capable of withstanding 90 mph wind loads.

Basic design loads include 90 mph wind load and roof snow load of 35 psf in addition to the dead load.

Structural steel must comply with The American Institute of Steel Construction (AISC) "Specifications for the Design, Fabrication, and Erection of Structural Steel Buildings" for design requirements and allowable stresses.

Welded connections must comply with the American Welding Society (AWS) "Standard Code for ARC and GAS Welding in Building Construction" for welding procedures.

Shop drawings with complete information on proposed system **must be submitted** at the time of bid to the WVDOH for review and approval. All shop drawings **must be signed** by a Professional Engineer.

The warranty period for the industrial cover shall be fifteen (15) years minimum.

The entire system shall be galvanized to resist corrosion from road salt stored within the structure. Steel tubing cross members and back wall framing members shall comply with ASTM 500, Grade B, ASTM A501, or ASTM A53 specifications. Finish shall be equal to or better than "Allied Tube and Conduit, Inc. – Gator Shield" process.

This system is to include HSS Steel end wall steel and fabric on both ends. Back wall shall be totally enclosed and front wall shall include an 18' X 18' Duratrak Door for all sizes. The 72' X 140' shall be bid with an option for two doors, one on each end.

Steel members shall be fabricated from plate or bar stock and provide 42,000 psi minimum yield strength, and comply with ASTM A529, ASTM A570, or ASTM A572 Standards.

Bolts for structural framing shall comply with ASTM A307 or ASTM A325 specifications as necessary for design loads and connection details, including bolts for use in corrosive environments.

The fabric cover shall be woven high density Polyethylene Tape with Double Stack Weave – finish coated both sides – “Duraweave II” as manufactured by Intertape Polymer Group, Inc. – equal or better.

The cover fastening system shall be “Duraweave” compatible system with zero stretch belting, welded fabric pockets, and 10,000 LB capacity lashing winches coated to prevent corrosion.

The structure supplier shall be a reputable manufacturer certified to ISO 9001:2000 QUALITY MANAGEMENT SYSTEMS STANDARD; shall have direct experience in the design, manufacture, and installation of structures of the type specified herein; shall operate according to a comprehensive quality system and at the time of bid shall provide three references with structures in use for at least five (5) years which are a clear span and which enclose an area equal to or greater than the 72' X 140' concrete structure.

This system shall include aluminum flat bar for fabric termination around entire building.

COLOR – The color of the cover shall be tan with green trim.

DELIVERY – Specific delivery location will be provided at the time of order. When an order for building roof system is submitted to the successful bidder, materials are to be delivered to the location of each building within 30 days of the order.

PURCHASING CARD ACCEPTANCE

The State of West Virginia currently utilizes a VISA Purchasing Card Program which is issued through a bank. The successful vendors must accept the State of West Virginia VISA Purchasing Card for payment of all orders placed by State DOT agency for orders as a condition of award.

BID SHEET

DISTRICT 1

	<u>Bid Price</u>
40 X 64 w/Complete Roof System	\$ <u>16,642.</u> <u>84</u>
55 X 100 w/Complete Roof System	\$ <u>44,759.</u> <u>38</u>
72 X 98 w/Complete Roof System	\$ <u>58,411.</u> <u>24</u>
72 X 140 w/Complete Roof System	\$ <u>78,189.</u> <u>70</u>
72 X 140 w/Complete Roof System w/Doors on Both Ends	\$ <u>80,258.</u> <u>33</u>
TOTAL	\$ <u>278,261.</u> <u>49</u>

FOB Site

BID SHEET
DISTRICT 2

40 X 64 w/Complete Roof System
55 X 100 w/Complete Roof System
72 X 98 w/Complete Roof System
72 X 140 w/Complete Roof System
72 X 140 w/Complete Roof System w/Doors on Both Ends
TOTAL
FOB Site

Bid Price

\$ _____
\$ _____
\$ _____
\$ _____
\$ _____
\$ _____

Same as District 1

BID SHEET

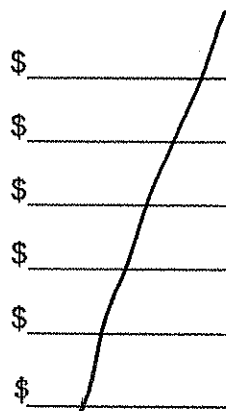
DISTRICT 3

- 40 X 64 w/Complete Roof System
- 55 X 100 w/Complete Roof System
- 72 X 98 w/Complete Roof System
- 72 X 140 w/Complete Roof System
- 72 X 140 w/Complete Roof System w/Doors on Both Ends

TOTAL

FOB Site

Bid Price



Same as District 1

BID SHEET

DISTRICT 4

- 40 X 64 w/Complete Roof System
- 55 X 100 w/Complete Roof System
- 72 X 98 w/Complete Roof System
- 72 X 140 w/Complete Roof System
- 72 X 140 w/Complete Roof System w/Doors on Both Ends

TOTAL

FOB Site

Bid Price

\$	_____
\$	_____
\$	_____
\$	_____
\$	_____
\$	_____

Same as District 1

BID SHEET
DISTRICT 5

- 40 X 64 w/Complete Roof System
- 55 X 100 w/Complete Roof System
- 72 X 98 w/Complete Roof System
- 72 X 140 w/Complete Roof System
- 72 X 140 w/Complete Roof System w/Doors on Both Ends

TOTAL
FOB Site

Bid Price

\$	_____
\$	_____
\$	_____
\$	_____
\$	_____
\$	_____

Same as District 1

BID SHEET
DISTRICT 6

40 X 64 w/Complete Roof System
55 X 100 w/Complete Roof System
72 X 98 w/Complete Roof System
72 X 140 w/Complete Roof System
72 X 140 w/Complete Roof System w/Doors on Both Ends
TOTAL

FOB Site

	<u>Bid Price</u>
	\$ _____
	\$ _____
	\$ _____
	\$ _____
	\$ _____
	\$ _____

Same as District 1

BID SHEET

DISTRICT 7

- 40 X 64 w/Complete Roof System
- 55 X 100 w/Complete Roof System
- 72 X 98 w/Complete Roof System
- 72 X 140 w/Complete Roof System
- 72 X 140 w/Complete Roof System w/Doors on Both Ends

TOTAL

FOB Site

Bid Price

\$	_____
\$	_____
\$	_____
\$	_____
\$	_____
\$	_____

Same as District 1

BID SHEET
DISTRICT 8

	<u>Bid Price</u>
40 X 64 w/Complete Roof System	\$ _____
55 X 100 w/Complete Roof System	\$ _____
72 X 98 w/Complete Roof System	\$ _____
72 X 140 w/Complete Roof System	\$ _____
72 X 140 w/Complete Roof System w/Doors on Both Ends	\$ _____
TOTAL	\$ _____
FOB Site	

Same as District 1

BID SHEET

DISTRICT 9

	<u>Bid Price</u>
40 X 64 w/Complete Roof System	\$ _____
55 X 100 w/Complete Roof System	\$ _____
72 X 98 w/Complete Roof System	\$ _____
72 X 140 w/Complete Roof System	\$ _____
72 X 140 w/Complete Roof System w/Doors on Both Ends	\$ _____
TOTAL	\$ _____

FOB Site

Same as District 1

BID SHEET
DISTRICT 10

	<u>Bid Price</u>
40 X 64 w/Complete Roof System	\$ _____
55 X 100 w/Complete Roof System	\$ _____
72 X 98 w/Complete Roof System	\$ _____
72 X 140 w/Complete Roof System	\$ _____
72 X 140 w/Complete Roof System w/Doors on Both Ends	\$ _____
TOTAL	\$ _____
GRAND TOTAL	\$ _____
FOB Site	\$ _____

Same as District 1

DISTRICT ADDRESSES

District One
1334 Smith Street
Charleston, West Virginia 25301-1492

District Six
1 DOT Drive
Moundsville, West Virginia 26041-1605

District Two
801 Madison Avenue
Huntington, West Virginia 25712-0880

District Seven
255 Depot Street
Weston, West Virginia 26452-1228

District Three
624 Depot Street
Parkersburg, West Virginia 26102-0308

District Eight
US 219 North
Elkins, West Virginia 26241-1516

District Four
I-79 & Meadowbrook Road
Clarksburg, West Virginia 26302-2570

District Nine
103 1/2 Church Street
Lewisburg, West Virginia 24901

District Five
US Route 50
Post Office Box 99
Burlington, West Virginia 26710-0099

District Ten
270 Hardwood Lane
Princeton, West Virginia 24740-2737

VENDOR PREFERENCE CERTIFICATE

Certification and application* is hereby made for Preference in accordance with West Virginia Code, §5A-3-37. (Does not apply to construction contracts). West Virginia Code, §5A-3-37, provides an opportunity for qualifying vendors to request (at the time of bid) preference for their residency status. Such preference is an evaluation method only and will be applied only to the cost bid in accordance with the West Virginia Code. This certificate for application is to be used to request such preference. The Purchasing Division will make the determination of the Resident Vendor Preference, if applicable.

- 1. Application is made for 2.5% resident vendor preference for the reason checked: Bidder is an individual resident vendor and has resided continuously in West Virginia for four (4) years immediately preceding the date of this certification; or, Bidder is a partnership, association or corporation resident vendor and has maintained its headquarters or principal place of business continuously in West Virginia for four (4) years immediately preceding the date of this certification; or 80% of the ownership interest of Bidder is held by another individual, partnership, association or corporation resident vendor who has maintained its headquarters or principal place of business continuously in West Virginia for four (4) years immediately preceding the date of this certification; or, Bidder is a nonresident vendor which has an affiliate or subsidiary which employs a minimum of one hundred state residents and which has maintained its headquarters or principal place of business within West Virginia continuously for the four (4) years immediately preceding the date of this certification; or,
2. Application is made for 2.5% resident vendor preference for the reason checked: Bidder is a resident vendor who certifies that, during the life of the contract, on average at least 75% of the employees working on the project being bid are residents of West Virginia who have resided in the state continuously for the two years immediately preceding submission of this bid; or,
3. Application is made for 2.5% resident vendor preference for the reason checked: Bidder is a nonresident vendor employing a minimum of one hundred state residents or is a nonresident vendor with an affiliate or subsidiary which maintains its headquarters or principal place of business within West Virginia employing a minimum of one hundred state residents who certifies that, during the life of the contract, on average at least 75% of the employees or Bidder's affiliate's or subsidiary's employees are residents of West Virginia who have resided in the state continuously for the two years immediately preceding submission of this bid; or,
4. Application is made for 5% resident vendor preference for the reason checked: Bidder meets either the requirement of both subdivisions (1) and (2) or subdivision (1) and (3) as stated above; or,
5. Application is made for 3.5% resident vendor preference who is a veteran for the reason checked: Bidder is an individual resident vendor who is a veteran of the United States armed forces, the reserves or the National Guard and has resided in West Virginia continuously for the four years immediately preceding the date on which the bid is submitted; or,
6. Application is made for 3.5% resident vendor preference who is a veteran for the reason checked: Bidder is a resident vendor who is a veteran of the United States armed forces, the reserves or the National Guard, if, for purposes of producing or distributing the commodities or completing the project which is the subject of the vendor's bid and continuously over the entire term of the project, on average at least seventy-five percent of the vendor's employees are residents of West Virginia who have resided in the state continuously for the two immediately preceding years.

Bidder understands if the Secretary of Revenue determines that a Bidder receiving preference has failed to continue to meet the requirements for such preference, the Secretary may order the Director of Purchasing to: (a) reject the bid; or (b) assess a penalty against such Bidder in an amount not to exceed 5% of the bid amount and that such penalty will be paid to the contracting agency or deducted from any unpaid balance on the contract or purchase order.

By submission of this certificate, Bidder agrees to disclose any reasonably requested information to the Purchasing Division and authorizes the Department of Revenue to disclose to the Director of Purchasing appropriate information verifying that Bidder has paid the required business taxes, provided that such information does not contain the amounts of taxes paid nor any other information deemed by the Tax Commissioner to be confidential.

Under penalty of law for false swearing (West Virginia Code, §61-5-3), Bidder hereby certifies that this certificate is true and accurate in all respects; and that if a contract is issued to Bidder and if anything contained within this certificate changes during the term of the contract, Bidder will notify the Purchasing Division in writing immediately.

Bidder: Nathaniel G. Rorly Signed: [Signature]
Date: 9-4-09 Title: Vice President

*Check any combination of preference consideration(s) indicated above, which you are entitled to receive.

STATE OF WEST VIRGINIA
Purchasing Division

PURCHASING AFFIDAVIT

VENDOR OWING A DEBT TO THE STATE:

West Virginia Code §5A-3-10a provides that: No contract or renewal of any contract may be awarded by the state or any of its political subdivisions to any vendor or prospective vendor when the vendor or prospective vendor or a related party to the vendor or prospective vendor is a debtor and the debt owed is an amount greater than one thousand dollars in the aggregate.

PUBLIC IMPROVEMENT CONTRACTS & DRUG-FREE WORKPLACE ACT:

If this is a solicitation for a public improvement construction contract, the vendor, by its signature below, affirms that it has a written plan for a drug-free workplace policy in compliance with Article 1D, Chapter 21 of the *West Virginia Code*. The vendor **must** make said affirmation with its bid submission. Further, public improvement construction contract may not be awarded to a vendor who does not have a written plan for a drug-free workplace policy in compliance with Article 1D, Chapter 21 of the *West Virginia Code* and who has not submitted that plan to the appropriate contracting authority in timely fashion. For a vendor who is a subcontractor, compliance with Section 5, Article 1D, Chapter 21 of the *West Virginia Code* may take place before their work on the public improvement is begun.

ANTITRUST:

In submitting a bid to any agency for the state of West Virginia, the bidder offers and agrees that if the bid is accepted the bidder will convey, sell, assign or transfer to the state of West Virginia all rights, title and interest in and to all causes of action it may now or hereafter acquire under the antitrust laws of the United States and the state of West Virginia for price fixing and/or unreasonable restraints of trade relating to the particular commodities or services purchased or acquired by the state of West Virginia. Such assignment shall be made and become effective at the time the purchasing agency tenders the initial payment to the bidder.

I certify that this bid is made without prior understanding, agreement, or connection with any corporation, firm, limited liability company, partnership or person or entity submitting a bid for the same materials, supplies, equipment or services and is in all respects fair and without collusion or fraud. I further certify that I am authorized to sign the certification on behalf of the bidder or this bid.

LICENSING:

Vendors must be licensed and in good standing in accordance with any and all state and local laws and requirements by any state or local agency of West Virginia, including, but not limited to, the West Virginia Secretary of State's Office, the West Virginia Tax Department, West Virginia Insurance Commission, or any other state agencies or political subdivision. Furthermore, the vendor must provide all necessary releases to obtain information to enable the Director or spending unit to verify that the vendor is licensed and in good standing with the above entities.

CONFIDENTIALITY:

The vendor agrees that he or she will not disclose to anyone, directly or indirectly, any such personally identifiable information or other confidential information gained from the agency, unless the individual who is the subject of the information consents to the disclosure in writing or the disclosure is made pursuant to the agency's policies, procedures and rules. Vendor further agrees to comply with the Confidentiality Policies and Information Security Accountability Requirements, set forth in <http://www.state.wv.us/admin/purchase/privacy/noticeConfidentiality.pdf>.

Under penalty of law for false swearing (*West Virginia Code* §61-5-3), it is hereby certified that the vendor affirms and acknowledges the information in this affidavit and is in compliance with the requirements as stated.

Vendor's Name: Cover All Buildings of WV, Inc.

Authorized Signature: [Signature] Date: 9-4-09

VIPERSTEEL®

Steel vs. Aluminum

Steel is more widely used than aluminum in construction for load bearing applications for many reasons including cost, strength and resistance to denting and warping. In comparable sizes, steel is 50% stronger in load carrying applications and deflects one-third the amount of aluminum. The fatigue life of aluminum is 80% that of steel. This means that aluminum, over time and under load conditions, will deform and creep faster than steel. Steel is recycled more than paper, plastic and aluminum combined, making it the environmentally friendly building material choice.

Quality Assurance Testing

Cover-All's use of ViperSteel® ensures that customers receive the best steel framework assembly available. ViperSteel® is clad with triple coated Gatorshield® corrosion barrier. Independent salt-spray tests, conducted by Scientific Control Laboratories Inc. of Chicago, show Gatorshield® outperformed competitive products in rust resistance and corrosion three to one.* All welds are sandblasted, then finished with a state-of-the-art molten zinc corrosion protection process. This assures that the corrosion resistance of the weld zone is fully restored to the service life of the tubes' original, galvanized finish.

(*copies of test results can be found in the Cover-All document "Cover-All Component Testing", available from your local Cover-All dealer).

A Partnership of Industry Leaders

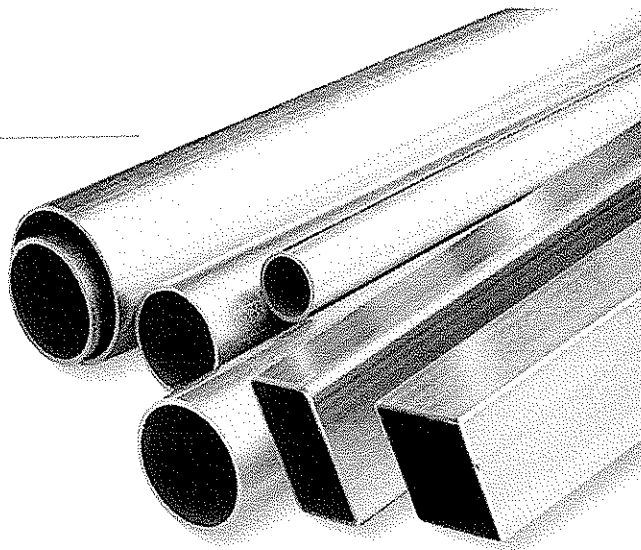
Allied Tube and Conduit, manufacturer of Cover-All's exclusive ViperSteel®, is a leading producer of galvanized and commercial quality steel tubing. Allied's continuing technological innovations and dedication to the Cover-All relationship, has helped fuel Cover-All's leadership in the building industry.

"Allied found Cover-All Building Systems driven to a business philosophy and strategy mirroring our own, including a strong commitment to R & D with ongoing product development and improvement. It is with these shared goals in mind that Allied manufactures Cover-All's exclusive ViperSteel galvanized structural tubing. Proof positive that the strength and dynamics of the Cover-All / Allied Tube team approach is providing the best possible structures in the marketplace."


Mike Engdall – Vice President – Mechanical Tube Division – Allied Tube & Conduit

Steel Specifications


- Cover-All steel tube components (trusses, purlins and fastening tubes) are made of ViperSteel® that is clad with Gatorshield® (exterior finish provides a minimum corrosion resistance of 2000 hours per salt spray test ASTM B 117.00; interior finish is 100% zinc based organic coating).
- Steel tubing has minimum structural and mechanical properties (ASTM A-500) of 55 KSI (tension ultimate) and 50 KSI (yield).
- All steel flat bar and other steel components have structural and mechanical properties (ASTM A572 GR44) of 65 KSI (tension ultimate) and 44 KSI (yield).
- All cables and attachment couplers are made of galvanized steel. All bolts have a minimum Grade 5 specification.
- All welds are completed in accordance with the CSA Standard W47.1.
- The Cover-All manufacturing facility is certified by the "American Welding Society", the "Canadian Welding Bureau" and the global "Standard Welding Quality Requirements" for the manufacture of our pre-engineered line of buildings.



Molten Zinc Protection Process



Precision Welding



DuraWeave®

Strength & Durability

DuraWeave® is a heavyweight fabric constructed of two parts, the scrim and 4 mil coatings. The scrim, which is the woven part of the material, is constructed of individual tapes. The unique composition of the tapes and how they are woven together gives DuraWeave® its tremendous rip, tear and puncture strength. The specialized 4 mil coatings provide a more uniform and thicker protection layer for the scrim, increasing ultraviolet protection. The thicker coatings are more resistant to abrasion damage during both fabrication and installation of the cover. DuraWeave® comes with a 15-year pro rata warranty.

Safe & Environmentally Friendly


No toxic chemicals are used in the production of DuraWeave®. All scraps and used covers are 100 percent recyclable.

Bright Atmosphere

DuraWeave® covers provide an exceptionally bright and pleasant interior atmosphere. Natural light penetrates the fabric while the unique composition of the tapes ensures it remains pliable and resistant to ultraviolet damage. The DuraWeave® fabric reduces the conduction of heat and cold, ensuring a building that is warmer in the winter and cooler in the summer. The fabric is available in a variety of attractive colors, all featuring a bright white underside that further enhances the interior brightness. If you need to block the light, DuraWeave® Blackout fabric is available. The high quality fabric, with 6 mil coatings (specs available upon request), provides ultraviolet resistance.

The Best in the Business

As North America's leading manufacturer of fabric-covered buildings, Cover-All Building Systems has partnered with Intertape Polymer Group, a leader in the fabric industry, to develop the finest heavy-weight polyolefin fabrics on the market today. Cover-All's commitment to ongoing product improvement and the desire to provide a strong, durable and cost-effective alternative to existing cover fabrics led to the development of the DuraWeave® line of products, manufactured by Intertape exclusively for Cover-All.



Colors may not be exactly as shown here. Contact your local Cover-All Dealer for actual fabric samples.

DuraWeave® Specifications

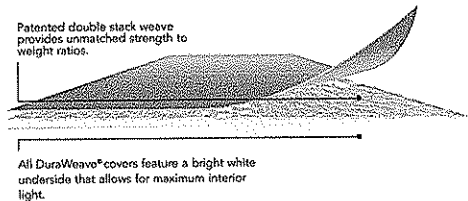
Weave	16 x 16 psi woven clear HDPE scrim	
Coating Thickness:	4.0 mils average each side (94 g/m ²)	
Coating Composition:	Modified LDPE coating with UV protection	
Weight:	12.5 oz/yd ² (373 g/m ²) +/- 5%	
Thickness:	23 mils (0.635mm)	ASTM D5199
Hydrostatic Resistance Method:	171 psi (1180 kPa)	ASTM D751A
Grab Tensile:	Warp: 340 lbs. (1511 N)	ASTM D5034
	Weft: 340 lbs. (1511 N)	ASTM D5034
Strip Tensile:	Warp: 250 lbs. (1112 N)	ASTM D5035
	Weft: 250 lbs. (1112 N)	ASTM D5035
Tongue Tear:	Warp: 115 lbs. (511 N)	ASTM D2261
	Weft: 115 lbs. (511 N)	ASTM D2261
Mullen Burst:	675 psi (4658 kPa)	ASTM D3786
Cold Crack:	Minus 60°C	ASTM D2136

DuraWeave® Fire Ratings

Test / Standard	Flame Spread	Smoke Developed	Char Length
ASTM E84	FS10	SD 58	6.5
CAN/ULC 5102.2 – M88	FS15	SD 125	6.5

copies of all certificates and test results can be found in the documents "Cover-All Component Testing", available from your local Cover-All® Dealer

DuraWeave® Covers



"DuraWeave offers the best combination of weight, strength and performance available in today's marketplace. As we look back to the beginning of our relationship, Cover-All's challenge of building a better product has led to this cutting edge fabric."



WILLIAM A. BARNES,
 Director of Sales and Marketing
 Woven Products, Intertape Polymer Group Inc.



1-800-268-3768 • www.coverall.net

3



Cover-All Building Systems, Inc. Leads The Industry With ISO 9001:2000 CERTIFICATION

Announcement Date: November 16, 2004

Cover-All Building Systems, Inc. is pleased to announce that we have achieved our goal of ISO 9001:2000 certification. Cover-All's long standing commitment to quality continues to be the benchmark for our industry.


"Cover-All is committed to contributing to our customer's success by continually improving our ability to deliver innovative, cost-effective products; on-time and without error; while meeting customer, regulatory, and statutory requirements."

Cover-All Buildings Systems, Inc. Quality Policy


The same quality process goes into the design and manufacturing of every building Cover-All manufactures, from hay storage buildings to commercial warehouses, from dairy barns to bulk storage buildings and riding arenas, to name a few of the many uses. ISO 9001:2000 is the most comprehensive quality certification available.



Certificate No. 4506



A review conducted in November of 2004 revealed that, to best of our knowledge, Cover-All Building Systems, Inc. is the only steel-framed tension-membrane building manufacturer to be ISO 9001:2000 certified. Many claim to have quality standards, Cover-All Building Systems, Inc. has proof of our commitment to our customers.



The ISO 9001:2000 certification applies to the quality management system at the manufacturing facility. It is important to understand that this is not a product certification; but rather a certification of the quality management system used for the design, development, manufacture, shipping, and after-sales service of steel-framed membrane-covered pre-engineered building systems. The certification does not apply to the activities of Authorized Cover-All® Dealers.


Cover-All will soon be publicizing the ISO 9001:2000 certification through press releases, on the coverall.net website, direct communication with building owners and potential customers, and inclusion in our marketing literature. Dealers will be allowed to use the following statement on print advertising: "Cover-All Building Systems, Inc. is an ISO 9001:2000 certified manufacturing facility." Dealers are not authorized to use the Intertek Certification logo.

Cover-All® buildings are manufactured at our ISO 9001:2000 certified manufacturing facility. The management system has been certified by Intertek Systems Certification.





Certificate of Registration



The following organization's quality management system has been assessed and registered by Intertek Testing Services NA Ltd. as conforming to the requirements of:

ISO 9001:2008

Organization:

Certificate Number
4506-2

Cover-All Systems Inc.

Initial Certification Date
September 29, 2004

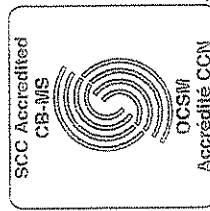
3815 Wanuskewin Road, Saskatoon, Saskatchewan, S7P 1A4, Canada

Certificate Issue Date
June 15, 2009

Certificate Expiry Date
September 20, 2010

The Quality Management System is applicable to:

Design, development, manufacture, shipping and after-sales service of steel frame, fabric engineered buildings.



In the issuance of this certificate, Intertek assumes no liability to any party other than to the Client, and then only in accordance with the agreed upon Certification Agreement.

Intertek Testing Services NA Ltd. – Lachine, QC, Canada

American Welding Society




Certifies that

Cover-All Building Systems, Inc.

The Fabricator's welding program was audited to AWS B5.17 Specification for the Qualification of Welding Fabricators, AWS QC17 Specification for AWS Accreditation of Certified Welding Fabricators, AWS D1.1, Structural Welding Code - Steel, and to AWS D1.3 Structural Welding Code-Sheet Steel, excluding weldment design.

has complied with the requirements of the AWS Specification for the Qualification and Certification of AWS Welding Fabricators.



060301F

CERTIFICATE NUMBER

March 2012

EXPIRES

Handwritten signature of Ray W. Mohr.


PRESIDENT AWS

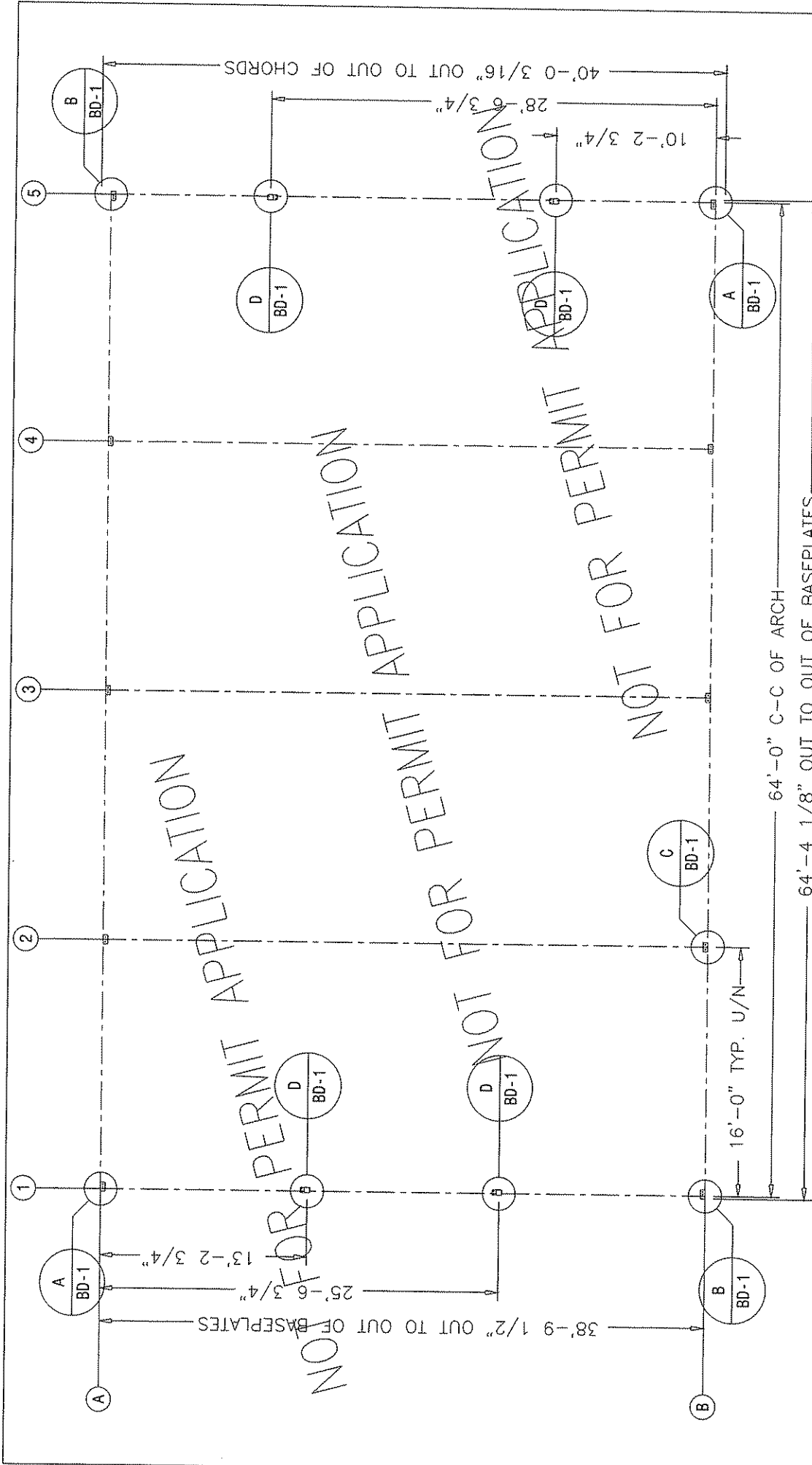
Handwritten signature of Peter Sporer.

MANAGING DIRECTOR, CERTIFICATION OPERATIONS

5

**North America Free Trade Agreement
CERTIFICATE OF ORIGIN
(Instructions Attached)**

1. Exporter's Name & Address ALLIED TUBE & CONDUIT A tyco INTERNATIONAL LTD COMPANY 16100 S. LATHROP AVE. HARVEY, ILLINOIS 60426 Tax Identification Number: 36-242-5517		2. Blanket Period FROM: January 1, 2009 TO: December 31, 2009			
3. Producer Name & Address ALLIED TUBE & CONDUIT A tyco INTERNATIONAL LTD COMPANY 16100 S. LATHROP AVE. HARVEY, ILLINOIS 60426 Tax Identification Number: 36-242-5517		4. Importer Name & Address Tax Identification Number:			
5. Description of Good(s)	6. H.S. Tariff Classification #	7. Preference Criterion:	8. Producer	9. Net Cost	10. Country of Origin
<ul style="list-style-type: none"> - Round pipe or tubing, iron or steel Having a wall thickness of less than 1.65 mm, or a gauge of 16 or smaller. Having a wall thickness of 1.65 or more, or a gauge of 15 or larger. - Oval pipe or tubing, iron or steel Having a wall thickness of less than 4 mm. - Square or rectangle pipe or tubing, iron or steel Having a wall thickness of less than 4 mm. - Angle, shapes and sections obtained from flat-rolled Products 	7306.30.90.13 7306.69.90.12 7306.61.90.12 7216.61.00.00	B B B B	YES YES YES YES	NO NO NO NO	USA USA USA USA
11. I certify that: <ul style="list-style-type: none"> - The information on this document is true and accurate and I assume the responsibility for proving such representations. I understand that I am liable for any false statements or material omissions made on or in connection with this document; - I agree to maintain, and present upon request, documentation necessary to support this certificate, and to inform, in writing, all persons to whom the certificate was given of any changes that could affect the accuracy or validity of this certificate; - The goods originated in the territory of one or more of the parties, and comply with the origin requirements specified for those goods in the North America Free Trade Agreement, and unless specifically exempted in Annex 401 or Article 411, there has been no further production or any other operation outside the territories of the parties; and <p>This certificate consists of one page, including attachments.</p>					
Authorized Signature:  Name: Conrad Gordon		Company: Allied Tube & Conduit Title: Traffic Manager			
Date	Telephone	Fax			
7-Jan-09	(708) 225-2991	(708)339-9203			

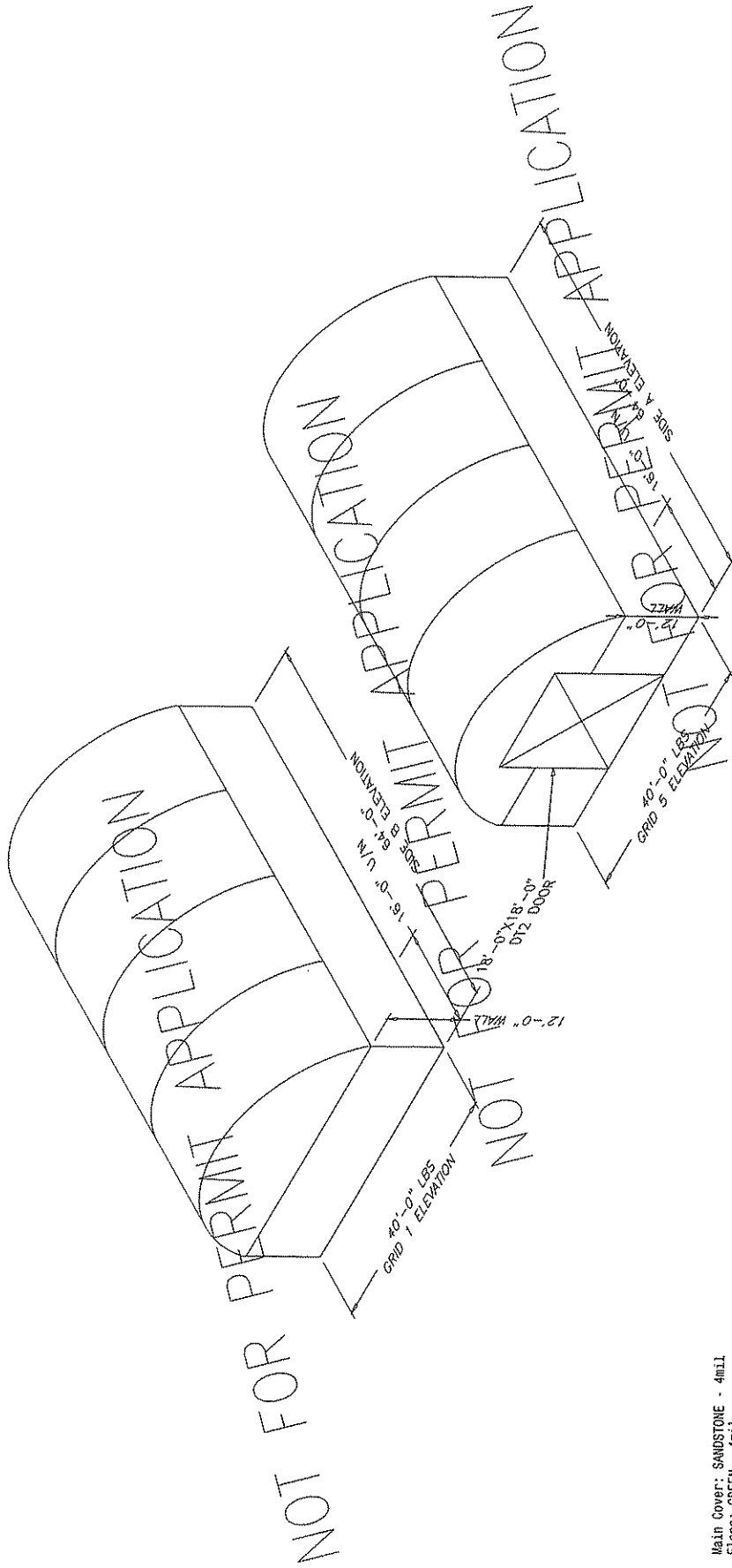


NOT FOR PERMIT APPLICATION

NOT FOR PERMIT APPLICATION

NOT FOR PERMIT APPLICATION

		3815 Womuskewin Road Saskatoon, SK, Canada S7P 1A4 Ph: 306.657.2888 Fax: 306.657.2717 Website: www.coverall.net		DEALER R & T ENTERPRISES BERGEMOOR, SK		CUSTOMER IRIDIUM ELKINS, WY		PROJECT: SALT/LEAD STORAGE ELKINS, WY	
DETAILER: DWG REV DW 1	DATE 07 JUN 09	REVISED BY: DESCRIPTION		DRAWING TITLE BASE PLATE LAYOUT		PROJECT ID: 30348		ORDER ID: DRAWING: FB-2	
CHECKER: DW	This drawing is property of Cover-All Building Systems Inc. and reproduction or use for any other project without the express written consent of Cover-All Building Systems Inc. is prohibited.		This drawing is not to scale unless otherwise noted.		PRODUCT ID: 30348		DRAWING: FB-2		1



Main Cover: SANDSTONE - 4mil
 Claps: GREEN - 4mil
 Endwall 1: HSS and Fabric SANDSTONE - 4mil
 Endwall 2: HSS and Fabric SANDSTONE - 4mil
 PLEASE REFER TO FOLLOWING DRAWINGS
 FOR EXACT BUILDING DIMENSIONS

		3815 Wonsuskewin Road Saskatoon, SK, Canada S7P 1A4 Ph: 306.657.2888 Fax: 306.657.2717 Website: www.coverall.net		DEALER R & T ENTERPRISES BRIDGEPORT, NY		CUSTOMER: FROM: SUT/SAND STORAGE ELKHUS, NY DRAWING TITLE: PROJECT LAYOUT	
REVISIONS NO. 1 DATE 07 AUG 09 DESCRIPTION RELEASED		REVISED BY: DESCRIPTION DW		PROJECT NO. 30346 ORDER NO.		DRAWING: FB-3 1	
CHECKER: DW							

INTERIOR ARCH

ITEM#	QTY	OC	IC	WEB
3000.3020	3	14GA	14GA	14GA
3000.3355	2			
3000.3350	2			

END ARCH

ITEM#	QTY	OC	IC	WEB
3000.3025	3	14GA	14GA	14GA
3000.3360	1			
3000.3365	1			
3000.3370	2			


APPROX. WEIGHT

OF INTERIOR TRUSS

W/ BOLTS = 374LB

BRACING LEGEND

P	=	PURLIN
R	=	RIDGE PURLIN
X	=	CROSS CABLE



NOT FOR PERMIT APPLICATION

NOT FOR PERMIT APPLICATION

REPLICATION
PURLIN-BASE EL: 100'-0"

FOR PERMIT

PURLIN LAYOUT FOR INTERIOR BAY

PURLIN LAYOUT FOR BRACED BAYS

38'-2 1/2" INSIDE TO INSIDE OF BASE PLATES
38'-9 1/2" OUT TO OUT OF BASE PLATES
40'-0 3/16" OUT TO OUT OF STEEL

ITEM#	QTY	OC	IC	WEB
3000.3020	3	14GA	14GA	14GA
3000.3355	2			
3000.3350	2			
3000.3025	3	14GA	14GA	14GA
3000.3360	1			
3000.3365	1			
3000.3370	2			



3815 Wonuskewin Road
Saskatoon, SK, Canada S7P 1A4
Ph: 306.657.2888 Fax: 306.657.2717
Website: www.coverall.net

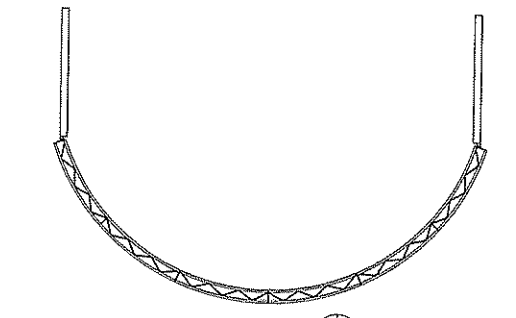
DEALER: R & T ENTERPRISES, BRIDGEPORT, WV
CUSTOMER: WOOD ELKINS, WV
PROJECT: SALT/ SAND STORAGE
PROJECT ID: 32346
DRAWING TITLE: BUILDING PROFILE
ORDER ID: 32346
REV: 1

REVISER: DWG REV 1
DATE: 07 AUG 09
CHECKER: DW
RELEASER: DW
REVISIONS: 1


16' BAY: ITEM# 851222-9, LENGTH 1222
14' BAY: ITEM# 851201-9, LENGTH 201
12' BAY: ITEM# 851160-9, LENGTH 180
10' BAY: ITEM# 851163-9, LENGTH 163
8' BAY: ITEM# 851144-9, LENGTH 144
6' BAY: ITEM# 851128-9, LENGTH 128
5' BAY: ITEM# 851122-9, LENGTH 122

DETAILER: DWG REV 1
DATE: 07 AUG 09
CHECKER: DW
RELEASER: DW
REVISIONS: 1

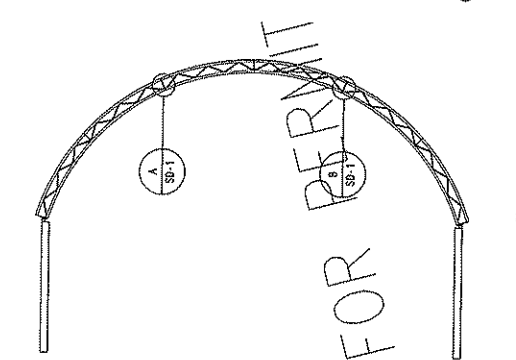
3815 Wonuskewin Road
Saskatoon, SK, Canada S7P 1A4
Ph: 306.657.2888 Fax: 306.657.2717
Website: www.coverall.net



LEFT ELEVATION



RIGHT ELEVATION



RIGHT ELEVATION

NOT FOR PERMIT APPLICATION

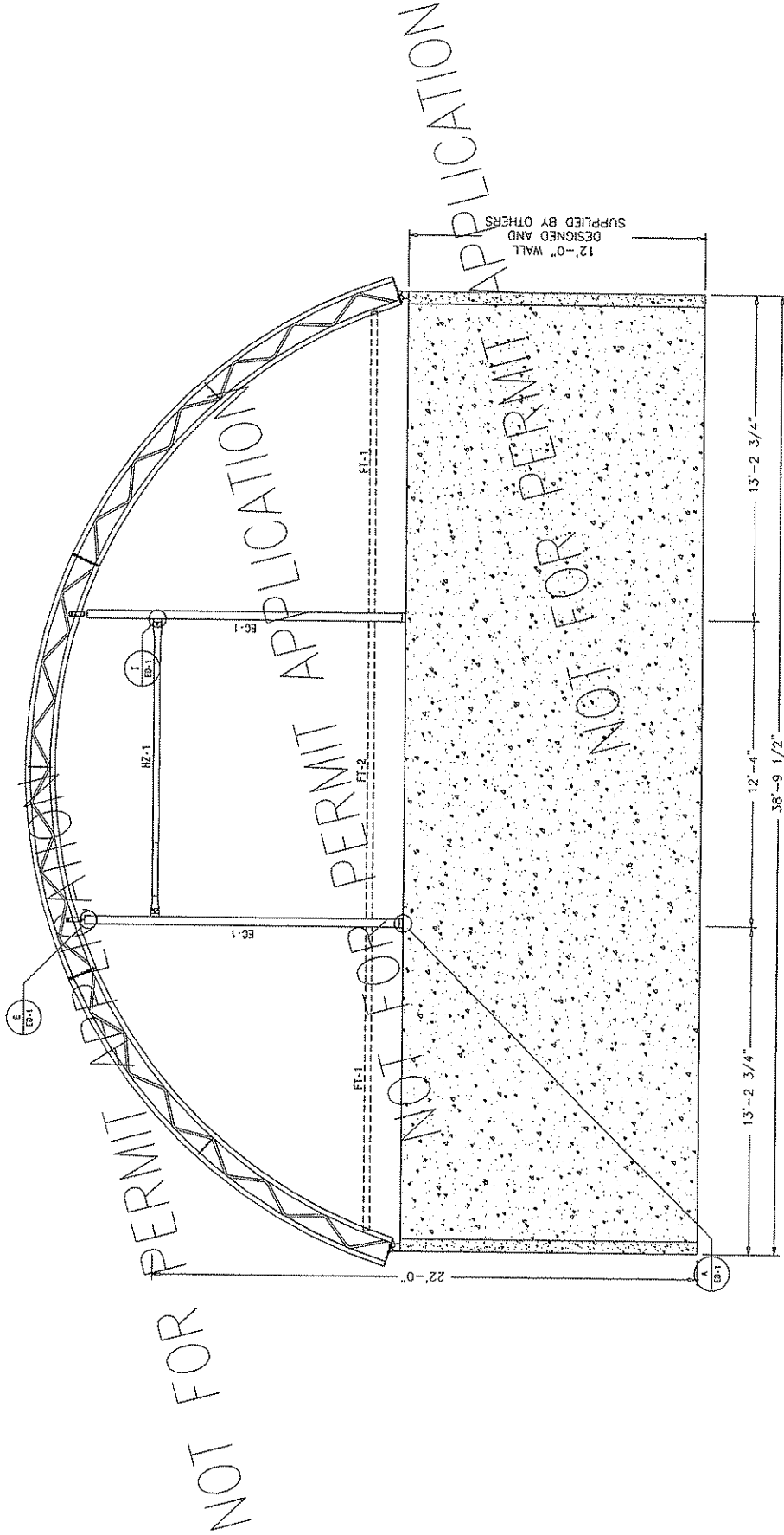
PURLINS IN END BAYS ARE 3 1/2" x 14GA
ALL OTHER PURLINS ARE 2 7/8" x 14GA

12'-0" WALL DESIGNED AND SUPPLIED BY OTHERS

BASE WALL ELEV. 88'-0"

		3815 Waukegan Road Saskatoon, SK, Canada S7P 1A4 Ph: 306.657.2888 Fax: 306.657.2717 Website: www.cover-all.net		REVISIONS 1 RELEASED DATE 07 AUG 09		REVISIONS 1 DESCRIPTION		3815 Waukegan Road Saskatoon, SK, Canada S7P 1A4 Ph: 306.657.2888 Fax: 306.657.2717 Website: www.cover-all.net		CUSTOMER: WOOD ELKINS, NY		PROJECT: SALT/SAW STORAGE ELKINS, NY	
DW		DW		DW		DW		DW		DW		DW	
CHECKER:		CHECKER:		CHECKER:		CHECKER:		CHECKER:		CHECKER:		CHECKER:	
DW		DW		DW		DW		DW		DW		DW	
DW		DW		DW		DW		DW		DW		DW	
DW		DW		DW		DW		DW		DW		DW	
DW		DW		DW		DW		DW		DW		DW	
DW		DW		DW		DW		DW		DW		DW	
DW		DW		DW		DW		DW		DW		DW	
DW		DW		DW		DW		DW		DW		DW	
DW		DW		DW		DW		DW		DW		DW	
DW		DW		DW		DW		DW		DW		DW	
DW		DW		DW		DW		DW		DW		DW	
DW		DW		DW		DW		DW		DW		DW	
DW		DW		DW		DW		DW		DW		DW	
DW		DW		DW		DW		DW		DW		DW	
DW		DW		DW		DW		DW		DW		DW	
DW		DW		DW		DW		DW		DW		DW	
DW		DW		DW		DW		DW		DW		DW	
DW		DW		DW		DW		DW		DW		DW	
DW		DW		DW		DW		DW		DW		DW	
DW		DW		DW		DW		DW		DW		DW	
DW		DW		DW		DW		DW		DW		DW	
DW		DW		DW		DW		DW		DW		DW	
DW		DW		DW		DW		DW		DW		DW	
DW		DW		DW		DW		DW		DW		DW	
DW		DW		DW		DW		DW		DW		DW	
DW		DW		DW		DW		DW		DW		DW	
DW		DW		DW		DW		DW		DW		DW	
DW		DW		DW		DW		DW		DW		DW	
DW		DW		DW		DW		DW		DW		DW	
DW		DW		DW		DW		DW		DW		DW	
DW		DW		DW		DW		DW		DW		DW	
DW		DW		DW		DW		DW		DW		DW	
DW		DW		DW		DW		DW		DW		DW	
DW		DW		DW		DW		DW		DW		DW	
DW		DW		DW		DW		DW		DW		DW	
DW		DW		DW		DW		DW		DW		DW	
DW		DW		DW		DW		DW		DW		DW	
DW		DW		DW		DW		DW		DW		DW	
DW		DW		DW		DW		DW		DW		DW	
DW		DW		DW		DW		DW		DW		DW	
DW		DW		DW		DW		DW		DW		DW	
DW		DW		DW		DW		DW		DW		DW	
DW		DW		DW		DW		DW		DW		DW	
DW		DW		DW		DW		DW		DW		DW	
DW		DW		DW		DW		DW		DW		DW	
DW		DW		DW		DW		DW		DW		DW	
DW		DW		DW		DW		DW		DW		DW	
DW		DW		DW		DW		DW		DW		DW	
DW		DW		DW		DW		DW		DW		DW	
DW		DW		DW		DW		DW		DW		DW	
DW		DW		DW		DW		DW		DW		DW	
DW		DW		DW		DW		DW		DW		DW	
DW		DW		DW		DW		DW		DW		DW	
DW		DW		DW		DW		DW		DW		DW	
DW		DW		DW		DW		DW		DW		DW	
DW		DW		DW		DW		DW		DW		DW	
DW		DW		DW		DW		DW		DW		DW	
DW		DW		DW		DW		DW		DW		DW	
DW		DW		DW		DW		DW		DW		DW	
DW		DW		DW		DW		DW		DW		DW	
DW		DW		DW		DW		DW		DW		DW	
DW		DW		DW		DW		DW		DW		DW	
DW		DW		DW		DW		DW		DW		DW	
DW		DW		DW		DW		DW		DW		DW	
DW		DW		DW		DW		DW		DW		DW	
DW		DW		DW		DW		DW		DW		DW	
DW		DW		DW		DW		DW		DW		DW	
DW		DW		DW		DW		DW		DW		DW	
DW		DW		DW		DW		DW		DW		DW	
DW		DW		DW		DW		DW		DW		DW	
DW		DW		DW		DW		DW		DW		DW	
DW		DW		DW		DW		DW		DW		DW	
DW		DW		DW		DW		DW		DW		DW	
DW		DW		DW		DW		DW		DW		DW	
DW		DW		DW		DW		DW		DW		DW	
DW		DW		DW		DW		DW		DW		DW	
DW		DW		DW		DW		DW		DW		DW	
DW		DW		DW		DW		DW		DW		DW	
DW		DW		DW		DW		DW		DW		DW	
DW		DW		DW		DW		DW		DW		DW	
DW		DW		DW		DW		DW		DW		DW	
DW		DW		DW		DW		DW		DW		DW	
DW		DW		DW		DW		DW		DW		DW	
DW		DW		DW		DW		DW		DW		DW	
DW		DW		DW		DW		DW		DW		DW	
DW		DW		DW		DW		DW		DW		DW	
DW		DW		DW		DW		DW		DW		DW	
DW		DW		DW		DW		DW		DW		DW	
DW		DW		DW		DW		DW		DW		DW	
DW		DW		DW		DW		DW		DW		DW	
DW		DW		DW		DW		DW		DW		DW	
DW		DW		DW		DW		DW		DW		DW	
DW		DW		DW		DW		DW		DW		DW	
DW		DW		DW		DW		DW		DW		DW	
DW		DW		DW		DW		DW		DW		DW	
DW		DW		DW		DW		DW		DW		DW	
DW		DW		DW		DW		DW		DW		DW	
DW		DW		DW		DW		DW		DW		DW	
DW		DW		DW		DW		DW		DW		DW	
DW		DW		DW		DW		DW		DW		DW	
DW		DW		DW		DW		DW		DW		DW	
DW		DW		DW		DW		DW		DW		DW	
DW		DW		DW		DW		DW		DW		DW	
DW		DW		DW		DW		DW		DW		DW	
DW		DW		DW		DW		DW		DW		DW	
DW		DW		DW		DW		DW		DW		DW	
DW		DW		DW		DW		DW		DW		DW	
DW		DW		DW									

Item	Qty	Description	Weight
EC-1	2	4x4x11gx152" HBS VERTICAL	81
HZ-1	1	336550 (2-1/2" x 14ga) + 32000055 (2-7/8" x 14ga)	33
FT-1	2	2x3x14ga FASTENING TUBE GUT TO FIT	33
FT-2	1	2x3x14ga FASTENING TUBE GUT TO FIT	33



		DEALER R & T ENTERPRISES BRIDGEPORT, WV		CUSTOMER WOOD ELKINS, WV	
3815 Waukegan Road Saskatoon, SK, Canada S7P 1A4 Ph: 306.657.2868 Fax: 306.657.2717 Website: www.covermin.net		PROJECT: SKUTSAND STORAGE ELKINS, WV		PROJECT ID: 23346	
DETAILER: DWG REV DW 1 RELEASED		DATE: 07 AUG 09		DRAWING TITLE: ESWALL 1	
REVISIONS BY: DESCRIPTION		PROJECT ID: 23346		ORDER ID:	
CHECKER: DW		PROJECT ID: 23346		ORDER ID:	
				REV:	
				REV:	

12'-0" WALL
 DESIGNED AND
 SUPPLIED BY OTHERS

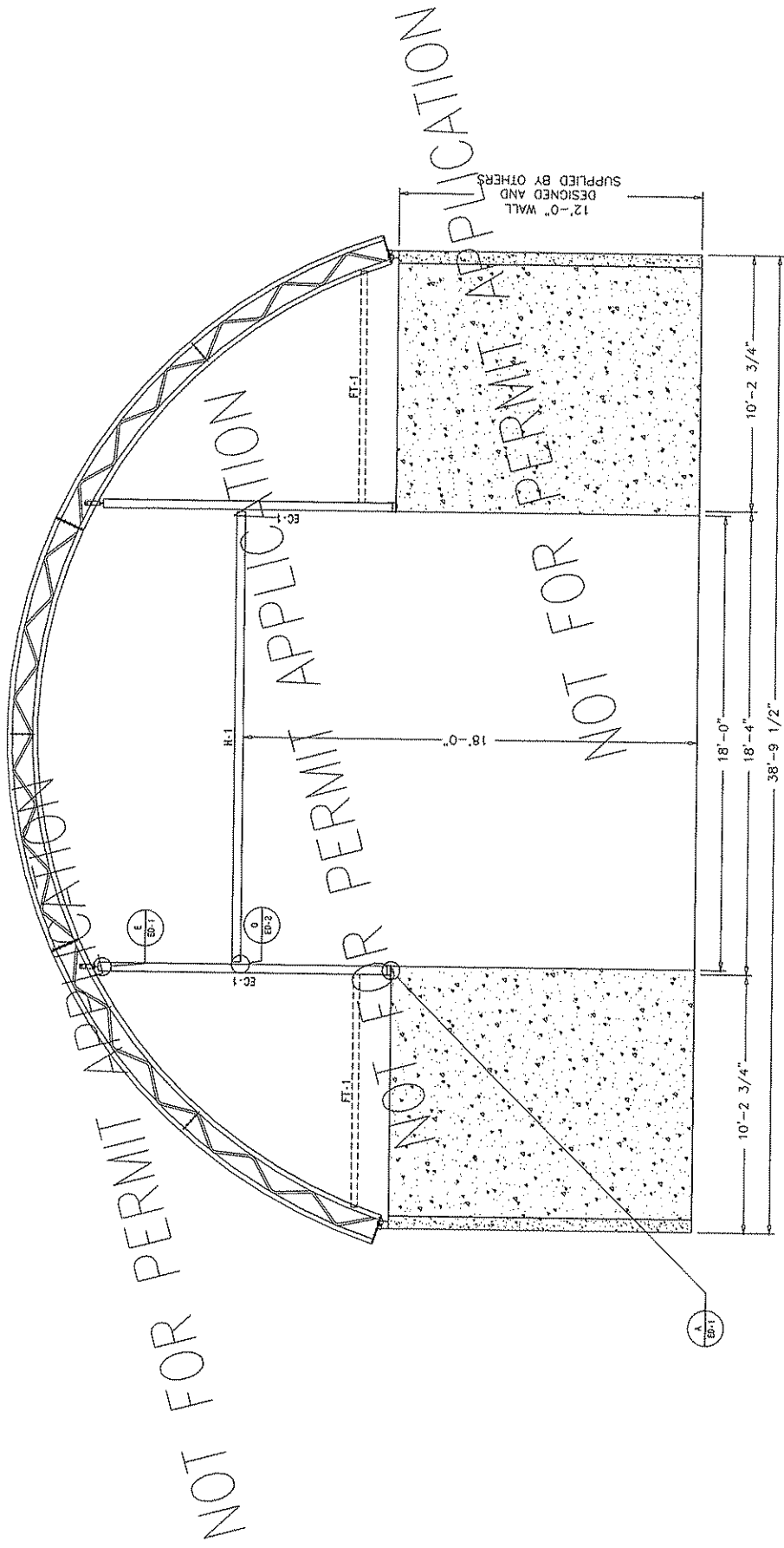
NOT FOR PERMIT APPLICATION

NOT FOR PERMIT APPLICATION

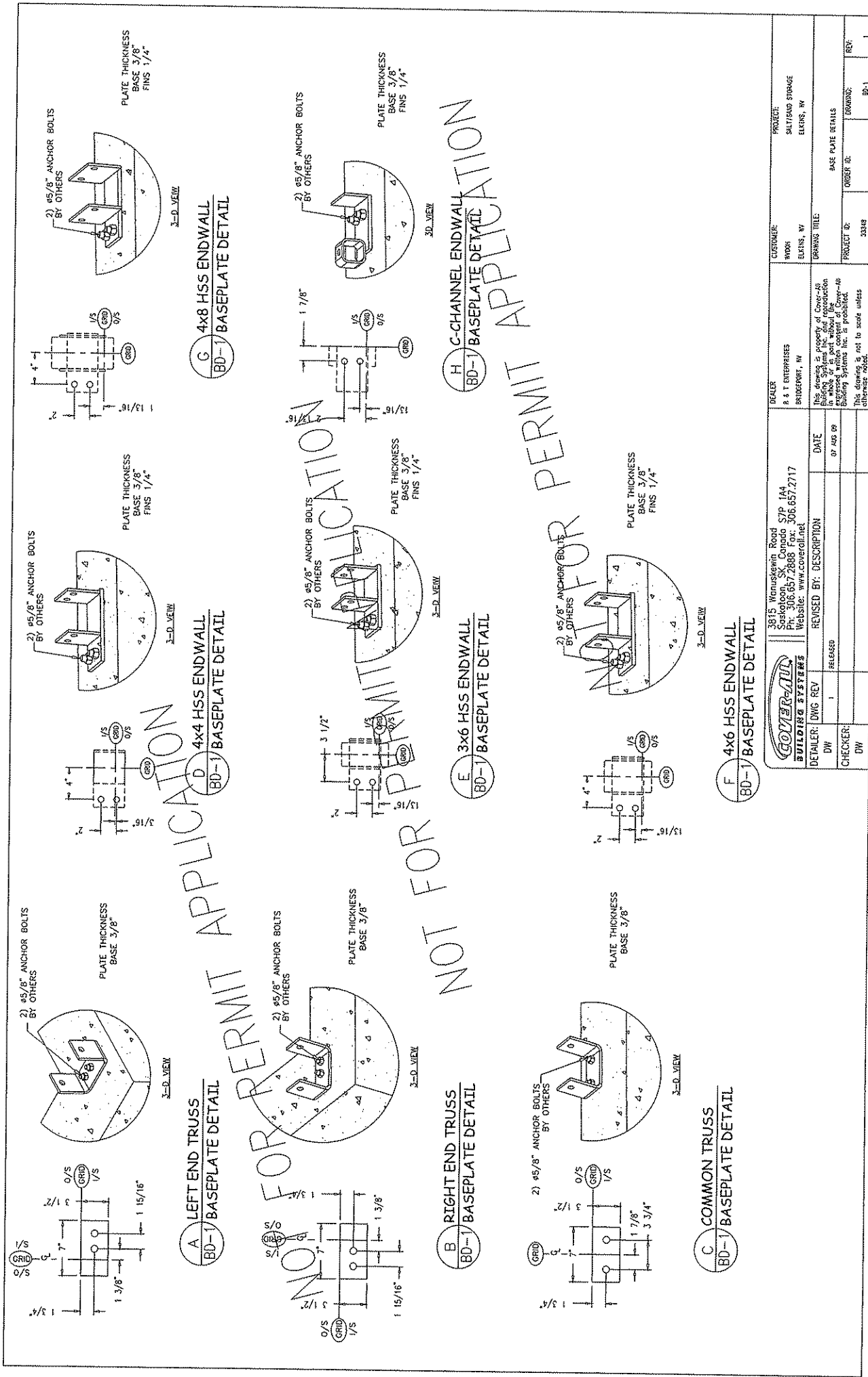
NOT FOR PERMIT APPLICATION

NOT FOR PERMIT APPLICATION

Item	Qty	Description	Weight
EC-1	2	4x4x1/8x137" HSS VERTICAL	73
H-1	1	4x4x2 1/4" DOOR HEADER	113
FT-1	2	2x3x1/8x FASTENING TUBE CUT TO FIT	25

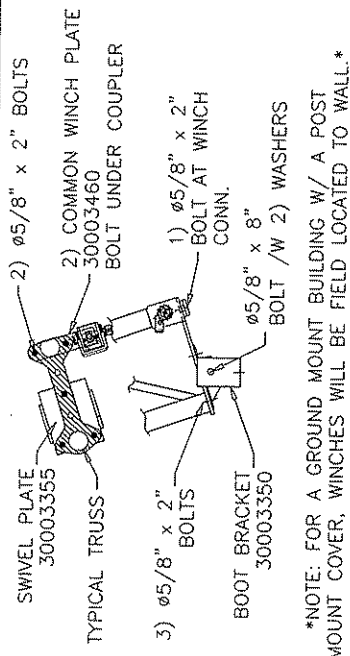


		DEALER B A T ENTERPRISES BRIDGEPORT, WV		CUSTOMER MOORE ELECTRIC, WV	
3815 Womuskewin Road Saskatoon, SK, Canada S7P 1A4 Ph: 306.657.2888 Fax: 306.657.2717 Website: www.coverall.net		PROJECT BALTISKO STORAGE ELDERS, WY		PROJECT ID: 33540	
DETAILER: DWG REV DW		REVISED BY: DESCRIPTION DW		DRAWING TITLE DETAIL 2	
DATE: 07 AUG 09		ORDER ID:		DRAWING: BR-2	
CHECKER: DW		This drawing is property of Cover-All Builders Systems Inc. and reproduction in any form without the written consent of Cover-All Builders Systems Inc. is prohibited.		REVISIONS: 1	
This drawing is not to scale unless otherwise noted.		The drawing is not to scale unless otherwise noted.		SCALE: 1	



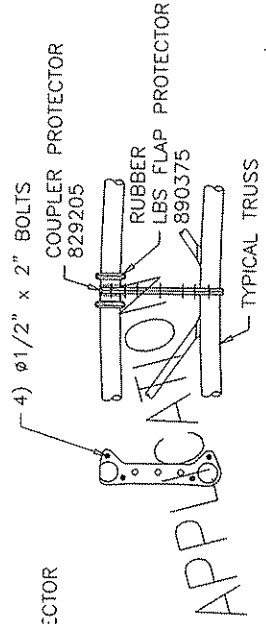
NOT FOR PERMIT APPLICATION

		3815 Manuskewin Road Saskatoon, SK, Canada S7P 1A4 Ph: 306.657.2888 Fax: 306.657.2717 Website: www.coverall.net		DEALER R & T ENTERPRISES BRIDGEVIEW, AB	CUSTOMER WOOD ELKINS, AB	PROJECT SALT/SAW STORAGE ELKINS, AB
DETAILER: DWG REV DW 1	REVISIONS 1 RELEASED	REVISOR BY: DESCRIPTION DW	DATE 07 AUG 09	PROJECT ID: 53180	ORDER ID: 53180	DRAWING NO: 53-1
This drawing is property of Cover-Mall Building Systems Inc. and reproduction in any form without the written consent of Cover-Mall Building Systems Inc. is prohibited.				This drawing is not to scale unless otherwise noted.		

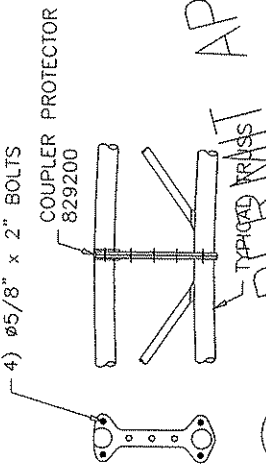


A END BASE
SD-1 CONNECTION

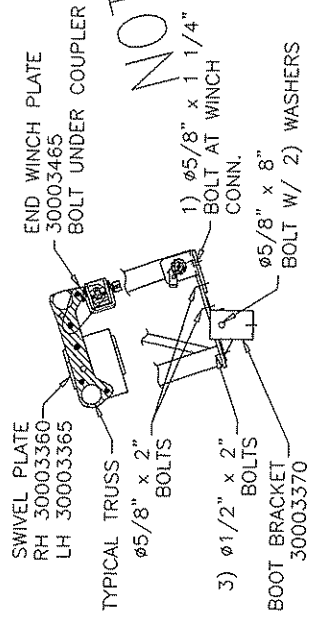
NOTE: FOR A GROUND MOUNT BUILDING W/ A POST MOUNT COVER, WINCHES WILL BE FIELD LOCATED TO WALL.



B END COUPLER
SD-1 CONNECTION DETAIL




C COMMON BASE
SD-1 CONNECTION

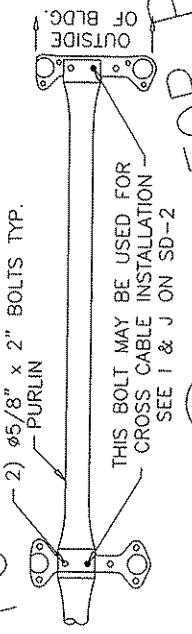


D END BASE
SD-1 CONNECTION

NOTE: FOR A GROUND MOUNT BUILDING W/ A POST MOUNT COVER, WINCHES WILL BE FIELD LOCATED TO WALL.



E RIDGE PURLIN
SD-1 CONNECTION

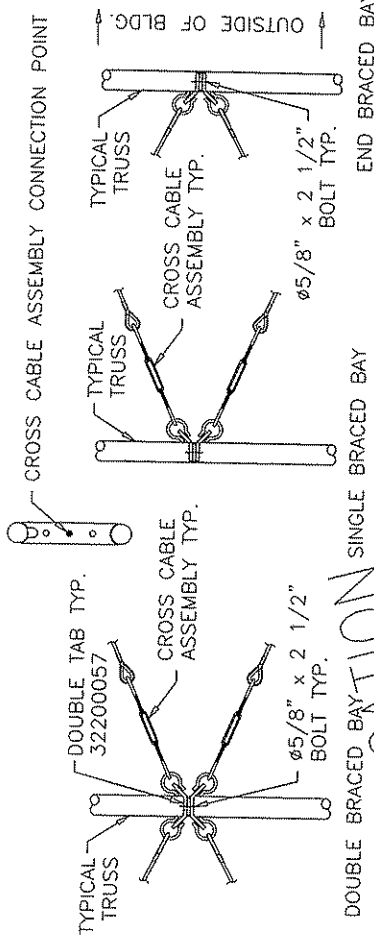
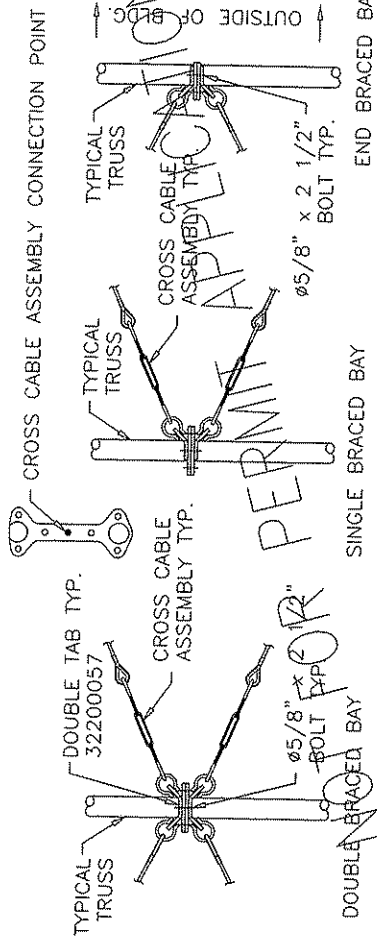


F COMMON PURLIN
SD-1 CONNECTION

Part no	Material	Part no	Material
30003465	3/8" plate	30003460	3/8" x 2" FB
30003360	3/16" x 8" FB	30003355	3/16" x 8" FB
30003365	3/16" x 8" FB	30003370	3/8" x 3 1/2" FB
30003350	3/8" x 3 1/2" FB		

NOT FOR PERMIT APPLICATION

COVER-ALL BUILDING SYSTEMS 3815 ManuStewin Road Saskatoon, SK, Canada S7P 1A4 Ph: 306.657.2868 Fax: 306.657.2717 Website: www.coverall.net		DEALER R & T ENTERPRISES BRIDGEVIEW, AB	CUSTOMER WOOD EKLINS, WY	PROJECT: SKUTSAND STORAGE
DETAILER: DWG REV DW 1 RELEASED 07 AUG 98	DATE 07 AUG 98	DRAWING TITLE BRACKETS	PROJECT ID: 33849	SHEET DETAILS 1 ORDER ID: DRAWING: 50-1 1
<small>This drawing is property of Cover-All Building Systems Inc. and reproduction expressed without consent of Cover-All Building Systems Inc. is prohibited. This drawing is not to scale unless otherwise noted.</small>				



NOTE:
 -INSTALL ALL TURNBUCKLES AT ONE END FOR EASE OF INSTALLATION.
 -PURLINS REMOVED FOR CLARITY.


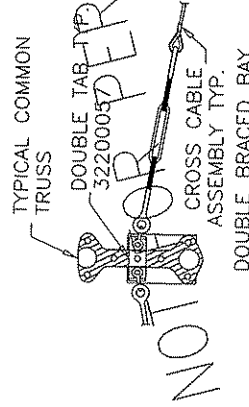
NOTE:
 -INSTALL ALL TURNBUCKLES AT ONE END FOR EASE OF INSTALLATION.
 -PURLINS REMOVED FOR CLARITY.

1 CROSS CABLE AT COUPLER
 SD-2 CONNECTION

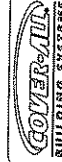
J CROSS CABLE AT MID TRUSS
 SD-2 CONNECTION

NOT FOR PERMIT APPLICATION

Part no	Material
32200057	3/8" x 2" FB



K CROSS CABLE AT BOOT
 SD-2 CONNECTION



3815 Wamsutter Road
 Saskatoon, SK Canada S7P 1A4
 Ph: 306.657.2868 Fax: 306.657.2717
 Website: www.coverall.net

DEALER
 R & T ENTERPRISES
 BRIDGEPORT, NY

CUSTOMER
 WORK
 ELKINS, NY

PROJECT
 SAUTSAND STORAGE
 ELKINS, NY

DETAILER: DWG REV
 1 RELEASED

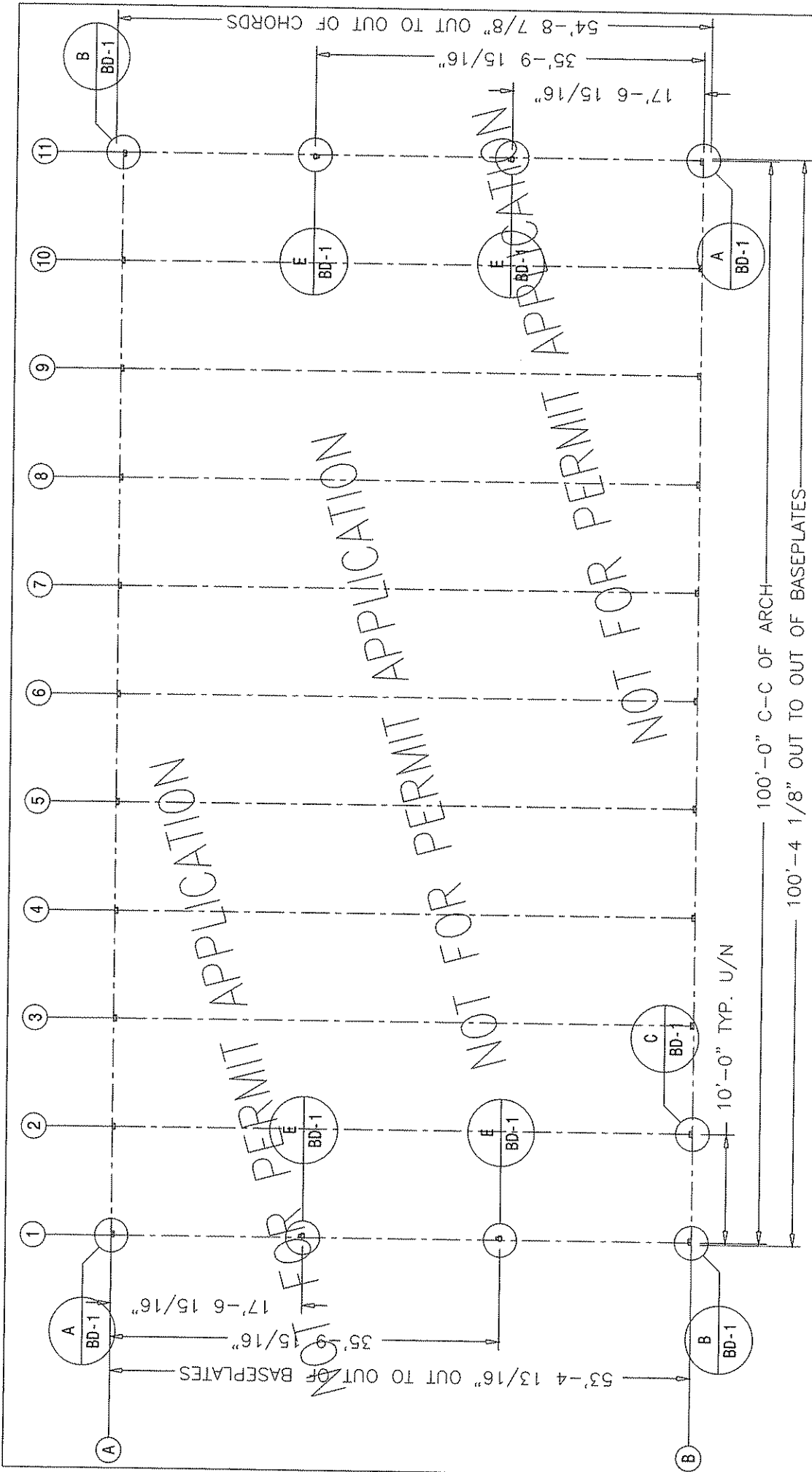
REVISOR BY: DESCRIPTION
 DATE
 07 MAY 09

DRIVING TITLE
 PROJECT ID: 38348

STANDARD DETAILS 2
 ORDER ID: 50-2

REV: 1

This drawing is not to scale unless otherwise noted.

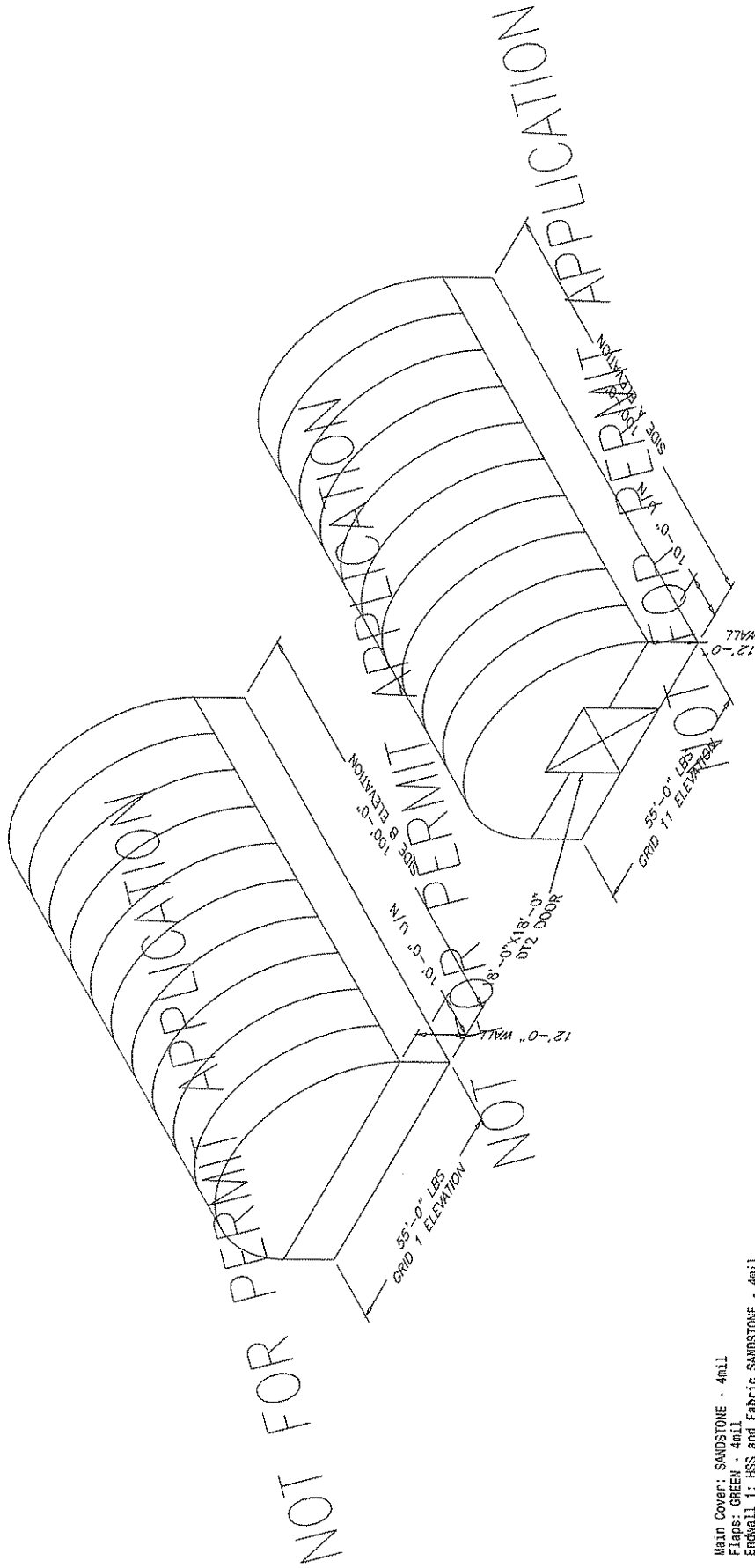


NOT FOR PERMIT APPLICATION

NOT FOR PERMIT APPLICATION

NOT FOR PERMIT APPLICATION

		3515 Womuskevin Road Saskatoon, SK, Canada S7P 1A4 Ph: 306.657.2888 Fax: 306.657.2717 Website: www.coverall.net		DEALER R & T ENTERPRISES BRIDGEPORT, NY		CUSTOMER: ROOM: SULTAN STORAGE ELKINS, WV	
DETAILER: DWG REV DW 1		REVISOR: BY: DESCRIPTION DW 1 RELEASED		DATE: 07 AUG 08		PROJECT ID: 33048	
CHECKER: DW		This drawing is property of Cover-All Building Systems Inc. Any reproduction or use of this drawing without the express written consent of Cover-All Building Systems Inc. is prohibited. This drawing is not to scale unless otherwise noted.		ORDER #:		DRAWING:	
				BASE PLATE LAYOUT		REV:	
				PROJECT ID: 33048		REV: 1	



Main Cover: SANDSTONE - 4mil
 Flaps: GREEN - 4mil
 Endwall 1: HSS and Fabric SANDSTONE - 4mil
 Endwall 2: HSS and Fabric SANDSTONE - 4mil

PLEASE REFER TO FOLLOWING DRAWINGS
 FOR EXACT BUILDING DIMENSIONS

		3815 Wamuskewin Road Saskatoon, SK, Canada S7P 1A4 Ph: 306.657.2888 Fax: 306.657.2717 Website: www.coverall.net		DEALER: R & T ENTERPRISES BRIDGEPORT, WY		CUSTOMER: ROOM: ELKINS, WY DRAWING TITLE: PROJECT ID: 35349		PROJECT: SALT SAND STORAGE ELKINS, WY	
DETAILER: DWG REV DW: 1 CHECKER: DW		REVISED BY: DESCRIPTION DATE OF DATE 09		This drawing is property of Cover-All Building Systems Inc. and reproduction expressed without consent of Cover-All Building Systems Inc. is prohibited. This drawing is not to scale unless otherwise noted.		PROJECT ID: 35349 ORDER ID:		DRAWING: FR-3 REV: 1	

INTERIOR ARCH


ITEM#	QTY	OC	IC	WEB
3000.3030	4	14GA	14GA	14CA
3000.3355	2			
3000.3350	2			

END ARCH

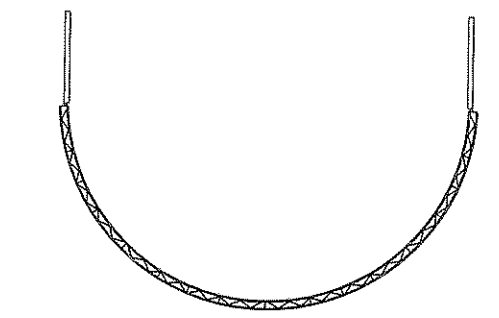
ITEM#	QTY	OC	IC	WEB
3000.3035	4	14GA	14GA	14CA
3000.3360	1			
3000.3365	1			
3000.3370	2			

APPROX. WEIGHT
OF INTERIOR TRUSS
W/ BOLTS = 496LB

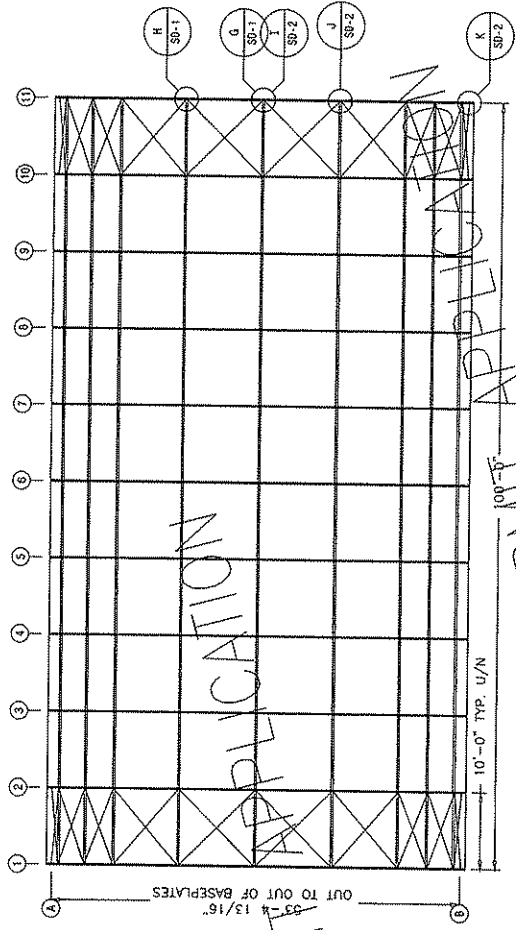
BRACING LEGEND	
P	= PURLIN
R	= RIDGE PURLIN
X	= CROSS CABLE



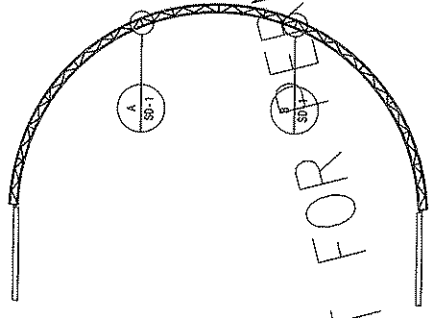
ITEM#	LENGTH	16' BAY	14' BAY	12' BAY	10' BAY	8' BAY	6' BAY	5' BAY
851165-9	185"	851165-9	851144-9	851123-9	851105-9	851087-9	851069-9	851051-9
851166-9	186"	851166-9	851145-9	851124-9	851106-9	851088-9	851070-9	851052-9
851167-9	187"	851167-9	851146-9	851125-9	851107-9	851089-9	851071-9	851053-9
851168-9	188"	851168-9	851147-9	851126-9	851108-9	851090-9	851072-9	851054-9
851169-9	189"	851169-9	851148-9	851127-9	851109-9	851091-9	851073-9	851055-9
851170-9	190"	851170-9	851149-9	851128-9	851110-9	851092-9	851074-9	851056-9
851171-9	191"	851171-9	851150-9	851129-9	851111-9	851093-9	851075-9	851057-9
851172-9	192"	851172-9	851151-9	851130-9	851112-9	851094-9	851076-9	851058-9
851173-9	193"	851173-9	851152-9	851131-9	851113-9	851095-9	851077-9	851059-9
851174-9	194"	851174-9	851153-9	851132-9	851114-9	851096-9	851078-9	851060-9
851175-9	195"	851175-9	851154-9	851133-9	851115-9	851097-9	851079-9	851061-9
851176-9	196"	851176-9	851155-9	851134-9	851116-9	851098-9	851080-9	851062-9
851177-9	197"	851177-9	851156-9	851135-9	851117-9	851099-9	851081-9	851063-9
851178-9	198"	851178-9	851157-9	851136-9	851118-9	851100-9	851082-9	851064-9
851179-9	199"	851179-9	851158-9	851137-9	851119-9	851101-9	851083-9	851065-9
851180-9	200"	851180-9	851159-9	851138-9	851120-9	851102-9	851084-9	851066-9
851181-9	201"	851181-9	851160-9	851139-9	851121-9	851103-9	851085-9	851067-9
851182-9	202"	851182-9	851161-9	851140-9	851122-9	851104-9	851086-9	851068-9
851183-9	203"	851183-9	851162-9	851141-9	851123-9	851105-9	851087-9	851069-9
851184-9	204"	851184-9	851163-9	851142-9	851124-9	851106-9	851088-9	851070-9
851185-9	205"	851185-9	851164-9	851143-9	851125-9	851107-9	851089-9	851071-9
851186-9	206"	851186-9	851165-9	851144-9	851126-9	851108-9	851090-9	851072-9
851187-9	207"	851187-9	851166-9	851145-9	851127-9	851109-9	851091-9	851073-9
851188-9	208"	851188-9	851167-9	851146-9	851128-9	851110-9	851092-9	851074-9
851189-9	209"	851189-9	851168-9	851147-9	851129-9	851111-9	851093-9	851075-9
851190-9	210"	851190-9	851169-9	851148-9	851130-9	851112-9	851094-9	851076-9
851191-9	211"	851191-9	851170-9	851149-9	851131-9	851113-9	851095-9	851077-9
851192-9	212"	851192-9	851171-9	851150-9	851132-9	851114-9	851096-9	851078-9
851193-9	213"	851193-9	851172-9	851151-9	851133-9	851115-9	851097-9	851079-9
851194-9	214"	851194-9	851173-9	851152-9	851134-9	851116-9	851098-9	851080-9
851195-9	215"	851195-9	851174-9	851153-9	851135-9	851117-9	851099-9	851081-9
851196-9	216"	851196-9	851175-9	851154-9	851136-9	851118-9	851100-9	851082-9
851197-9	217"	851197-9	851176-9	851155-9	851137-9	851119-9	851101-9	851083-9
851198-9	218"	851198-9	851177-9	851156-9	851138-9	851120-9	851102-9	851084-9
851199-9	219"	851199-9	851178-9	851157-9	851139-9	851121-9	851103-9	851085-9
851200-9	220"	851200-9	851179-9	851158-9	851140-9	851122-9	851104-9	851086-9
851201-9	221"	851201-9	851180-9	851159-9	851141-9	851123-9	851105-9	851087-9
851202-9	222"	851202-9	851181-9	851160-9	851142-9	851124-9	851106-9	851088-9
851203-9	223"	851203-9	851182-9	851161-9	851143-9	851125-9	851107-9	851089-9
851204-9	224"	851204-9	851183-9	851162-9	851144-9	851126-9	851108-9	851090-9
851205-9	225"	851205-9	851184-9	851163-9	851145-9	851127-9	851109-9	851091-9
851206-9	226"	851206-9	851185-9	851164-9	851146-9	851128-9	851110-9	851092-9
851207-9	227"	851207-9	851186-9	851165-9	851147-9	851129-9	851111-9	851093-9
851208-9	228"	851208-9	851187-9	851166-9	851148-9	851130-9	851112-9	851094-9
851209-9	229"	851209-9	851188-9	851167-9	851149-9	851131-9	851113-9	851095-9
851210-9	230"	851210-9	851189-9	851168-9	851150-9	851132-9	851114-9	851096-9
851211-9	231"	851211-9	851190-9	851169-9	851151-9	851133-9	851115-9	851097-9
851212-9	232"	851212-9	851191-9	851170-9	851152-9	851134-9	851116-9	851098-9
851213-9	233"	851213-9	851192-9	851171-9	851153-9	851135-9	851117-9	851099-9
851214-9	234"	851214-9	851193-9	851172-9	851154-9	851136-9	851118-9	851100-9
851215-9	235"	851215-9	851194-9	851173-9	851155-9	851137-9	851119-9	851101-9
851216-9	236"	851216-9	851195-9	851174-9	851156-9	851138-9	851120-9	851102-9
851217-9	237"	851217-9	851196-9	851175-9	851157-9	851139-9	851121-9	851103-9
851218-9	238"	851218-9	851197-9	851176-9	851158-9	851140-9	851122-9	851104-9
851219-9	239"	851219-9	851198-9	851177-9	851159-9	851141-9	851123-9	851105-9
851220-9	240"	851220-9	851199-9	851178-9	851160-9	851142-9	851124-9	851106-9
851221-9	241"	851221-9	851200-9	851179-9	851161-9	851143-9	851125-9	851107-9
851222-9	242"	851222-9	851201-9	851180-9	851162-9	851144-9	851126-9	851108-9
851223-9	243"	851223-9	851202-9	851181-9	851163-9	851145-9	851127-9	851109-9
851224-9	244"	851224-9	851203-9	851182-9	851164-9	851146-9	851128-9	851110-9
851225-9	245"	851225-9	851204-9	851183-9	851165-9	851147-9	851129-9	851111-9
851226-9	246"	851226-9	851205-9	851184-9	851166-9	851148-9	851130-9	851112-9
851227-9	247"	851227-9	851206-9	851185-9	851167-9	851149-9	851131-9	851113-9
851228-9	248"	851228-9	851207-9	851186-9	851168-9	851150-9	851132-9	851114-9
851229-9	249"	851229-9	851208-9	851187-9	851169-9	851151-9	851133-9	851115-9
851230-9	250"	851230-9	851209-9	851188-9	851170-9	851152-9	851134-9	851116-9
851231-9	251"	851231-9	851210-9	851189-9	851171-9	851153-9	851135-9	851117-9
851232-9	252"	851232-9	851211-9	851190-9	851172-9	851154-9	851136-9	851118-9
851233-9	253"	851233-9	851212-9	851191-9	851173-9	851155-9	851137-9	851119-9
851234-9	254"	851234-9	851213-9	851192-9	851174-9	851156-9	851138-9	851120-9
851235-9	255"	851235-9	851214-9	851193-9	851175-9	851157-9	851139-9	851121-9
851236-9	256"	851236-9	851215-9	851194-9	851176-9	851158-9	851140-9	851122-9
851237-9	257"	851237-9	851216-9	851195-9	851177-9	851159-9	851141-9	851123-9
851238-9	258"	851238-9	851217-9	851196-9	851178-9	851160-9	851142-9	851124-9
851239-9	259"	851239-9	851218-9	851197-9	851179-9	851161-9	851143-9	851125-9
851240-9	260"	851240-9	851219-9	851198-9	851180-9	851162-9	851144-9	851126-9
851241-9	261"	851241-9	851220-9	851199-9	851181-9	851163-9	851145-9	851127-9
851242-9	262"	851242-9	851221-9	851200-9	851182-9	851164-9	851146-9	851128-9
851243-9	263"	851243-9	851222-9	851201-9	851183-9	851165-9	851147-9	851129-9
851244-9	264"	851244-9	851223-9	851202-9	851184-9	851166-9	851148-9	851130-9
851245-9	265"	851245-9	851224-9	851203-9	851185-9	851167-9	851149-9	851131-9
851246-9	266"	851246-9	851225-9	851204-9	851186-9	851168-9	851150-9	851132-9
851247-9	267"	851247-9	851226-9	851205-9	851187-9	851169-9	851151-9	851133-9
851248-9	268"	851248-9	851227-9	851206-9	851188-9	851170-9	851152-9	851134-9
851249-9	269"	851249-9	851228-9	851207-9	851189-9	851171-9	851153-9	851135-9
851250-9	270"	851250-9	851229-9	851208-9	851190-9	851172-9	851154-9	851136-9
851251-9	271"	851251-9	851230-9	851209-9	851191-9	851173-9	851155-9	851137-9
851252-9	272"	851252-9	851231-9	851210-9				




RIGHT ELEVATION



100'-0"
PLAN



LEFT ELEVATION



12'-0" WALL DESIGNED BY OTHERS AND SUPPLIED

ALL PURLINS ARE 2 7/8" x 14GA

NOT FOR PERMIT APPLICATION

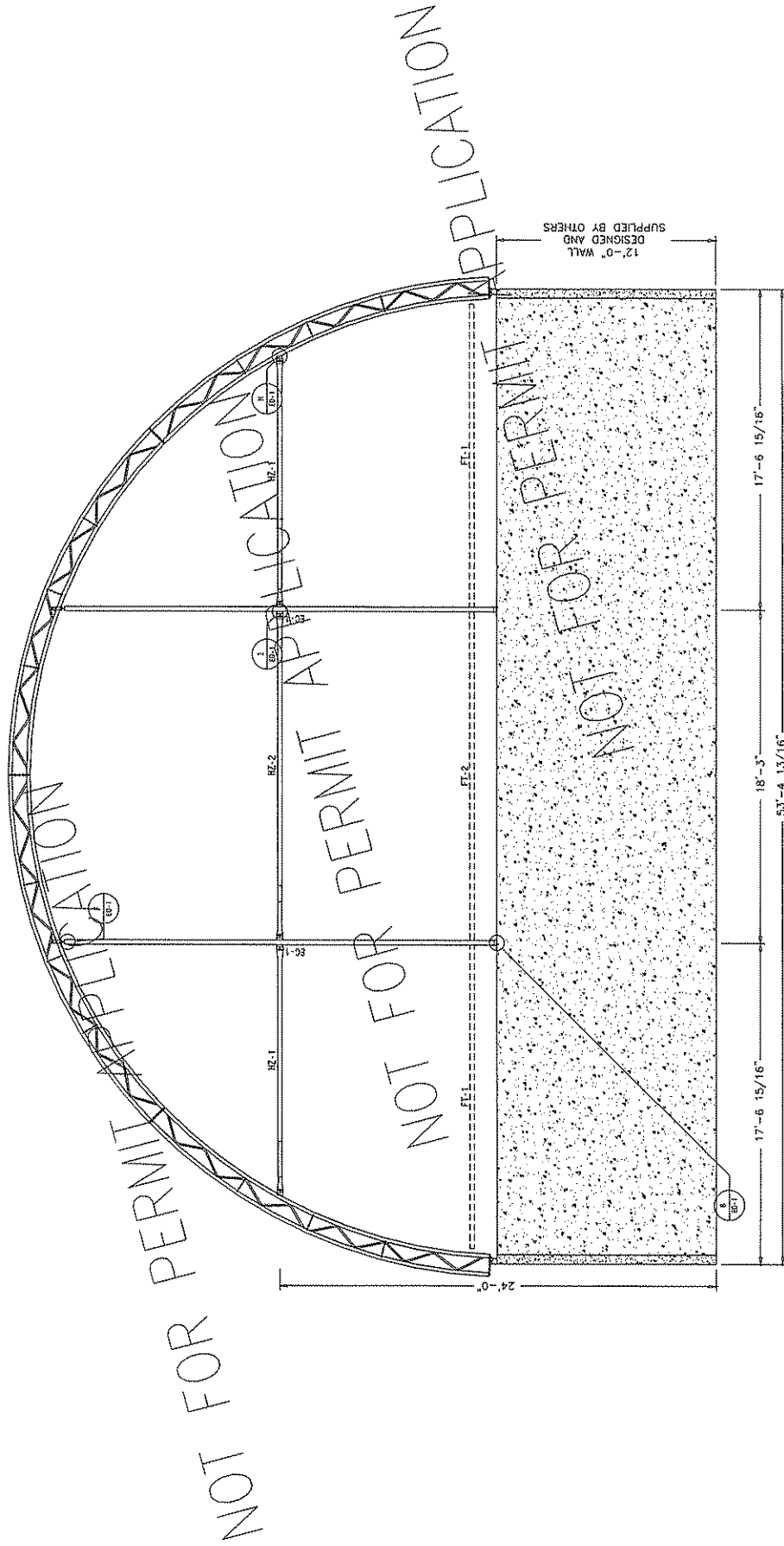
NOT FOR PERMIT APPLICATION

BUILDING BASEPLATES ELEV. 100'-0"

BASE WALL ELEV. 88'-0"

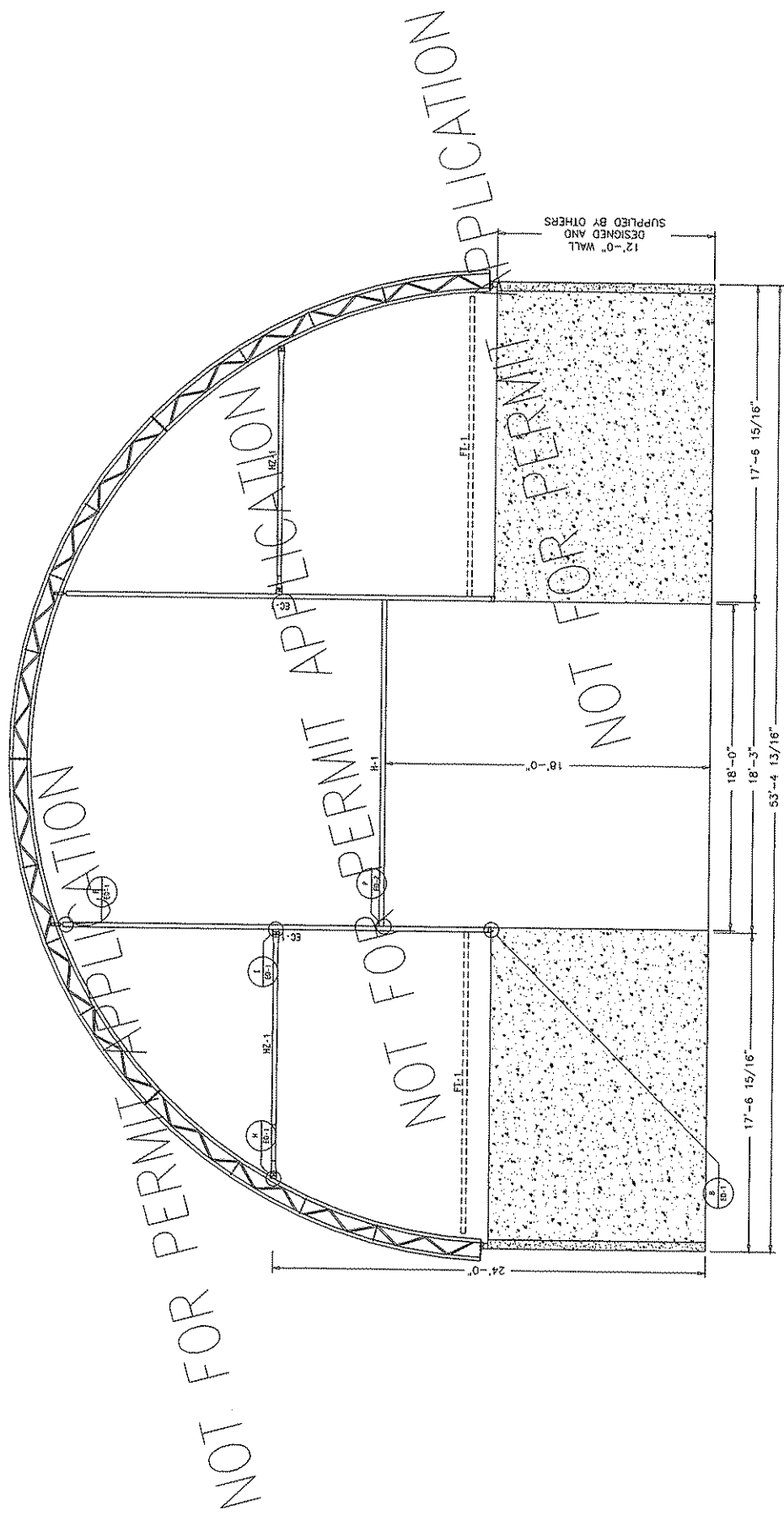
		3815 Waukesha Road Saskatoon, SK, Canada S7P 1A4 Ph: 306.657.2888 Fax: 306.657.2717 Website: www.covermill.net		3815 Waukesha Road Saskatoon, SK, Canada S7P 1A4 Ph: 306.657.2888 Fax: 306.657.2717 Website: www.covermill.net	3815 Waukesha Road Saskatoon, SK, Canada S7P 1A4 Ph: 306.657.2888 Fax: 306.657.2717 Website: www.covermill.net
DETAILER: DWG REV DW 1	RELEASED 07 AUG 08	REVISIONS BY: DESCRIPTION DATE 07 AUG 08	PROJECT: SAUTSAND STORAGE WORK: ELKINS, WY ELKINS, WY	DRAWING TITLE: BRACING LAYOUT	ORDER ID: 38349 DRAWING: FB-5 REV: 1

Item	Qty	Description	Weight
EC-1	2	30X2516083: ASS VERTICAL	252
WF-2	2	30X550 (S-112'-1409) + 30X600500 (S-718'-1493)	45
WF-2	1	30X550 (S-112'-1409) + 30X600720 (S-718'-1493)	45
FT-1	2	2-3/16" FASTENING TUBE CUT TO FIT	45
FT-2	1	2-3/16" FASTENING TUBE CUT TO FIT	49

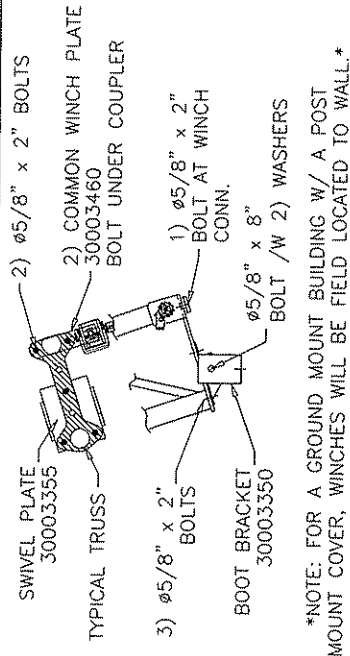


		DEALER R & T ENTERPRISES BRIDGEPORT, WY		CUSTOMER: WYOM ELIUS, WY		PROJECT: SALT/BRAND STORAGE ELIUS, WY	
3815 Wonuskewin Road Saskatoon, SK, Canada S7P 1A4 Ph: 306.657.2868 Fax: 306.657.2717 Website: www.coverall.net		REVISED BY: DESCRIPTION DW		DATE 07.03.08		PROJECT TITLE: ENBALL 1	
DETAILER: DWG REV 1 RELEASED		This drawing is property of Cover-All Building Systems Inc. in whole or in part without the express written consent of Cover-All Building Systems Inc. is prohibited. All rights reserved.		PROJECT ID: 33349		CHECKER: BR-1	
CHECKER: DW		DATE:		PROJECT ID:		REVISION: BR-1 1	

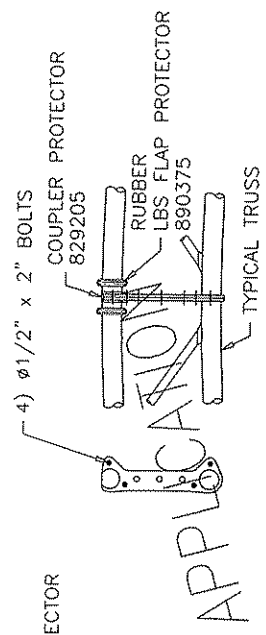
Item	Qty	Description	Height
EC-1	2	3x6x2/16x63 1/2" SS VERTICAL	232
HZ-1	2	230x50 (2-1/2" x 1/4") + 3200066 (2-7/8" x 1/4")	37
FT-1	2	330x215 600R 1/2x5/8"	192
FT-1	2	230x150 PASTERING TUBE CUT TO FIT	45



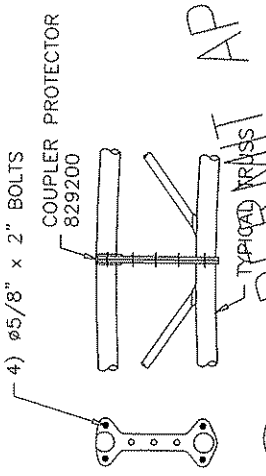
DETAILER: DWG REV 1		DATE: 07 APR 08	
CHECKER: DWG		REVISION BY: DESCRIPTION	
DEALER: R & T ENTERPRISES BRIDGEPORT, NY		PROJECT: SALT/SD STORAGE ELKINS, NY	
3815 Wonuskewin Road Saskatoon, SK, Canada S7P 1A4 Ph: 306.657.2888 Fax: 306.657.2717 Website: www.coverall.net		BRANING TITLE: COVERALL 2	
ORDER ID: 33149		ORDER ID: 33149	
PROJECT ID: 33149		PROJECT ID: 33149	
REVISIONS:		REVISIONS:	
		REV: 1	



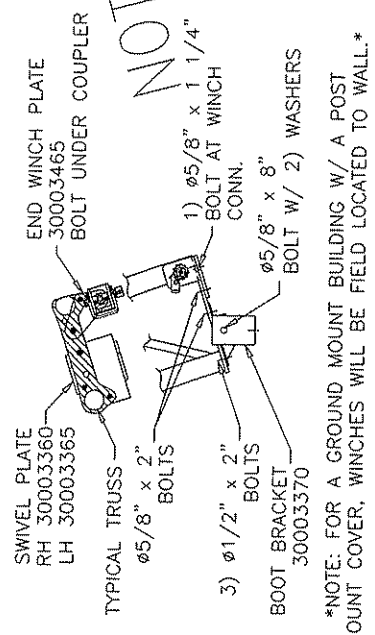
A
COMMON COUPLER
SD-1 CONNECTION DETAIL



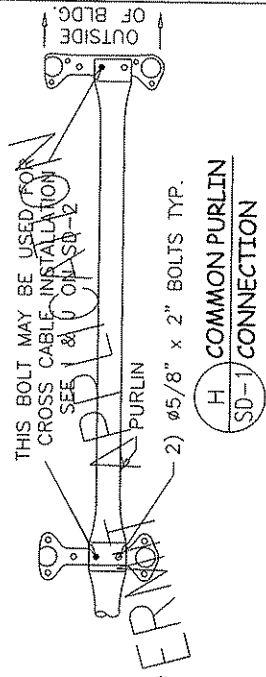
B
END COUPLER
SD-1 CONNECTION DETAIL



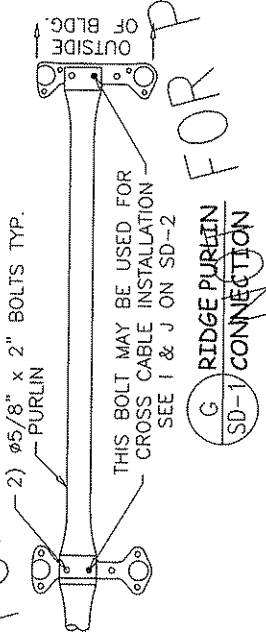
C
COMMON BASE
SD-1 CONNECTION DETAIL



D
END BASE
SD-1 CONNECTION



H
COMMON PURLIN
SD-1 CONNECTION



G
RIDGE PURLIN
SD-1 CONNECTION

NOT FOR PERMIT APPLICATION

NOTE: FOR A GROUND MOUNT BUILDING W/ A POST MOUNT COVER, WINCHES WILL BE FIELD LOCATED TO WALL.

NOTE: FOR A GROUND MOUNT BUILDING W/ A POST MOUNT COVER, WINCHES WILL BE FIELD LOCATED TO WALL.

Part no	Material	Part no	Material
30003465	3/8" plate	30003460	3/8" x 2" FB
30003360	3/16" x 8" FB	30003355	3/16" x 8" FB
30003365	3/16" x 8" FB	30003370	3/8" x 3 1/2" FB
30003350	3/8" x 3 1/2" FB		

COVER-TITE BUILDING SYSTEMS

3815 Wonuskewin Road
Saskatoon, SK, Canada S7P 1A4
Ph: 306.657.2888 Fax: 306.657.2717
Website: www.coverall.net

DETAILED BY: DW
DW
1
REV: 1
REV: 1
DATE: 07 AUG 09
CHECKER: DW

DEALER
R & T ENTERPRISES
BRIDGEVIEW, NY

CUSTOMER
MOORE
ELKERS, WV

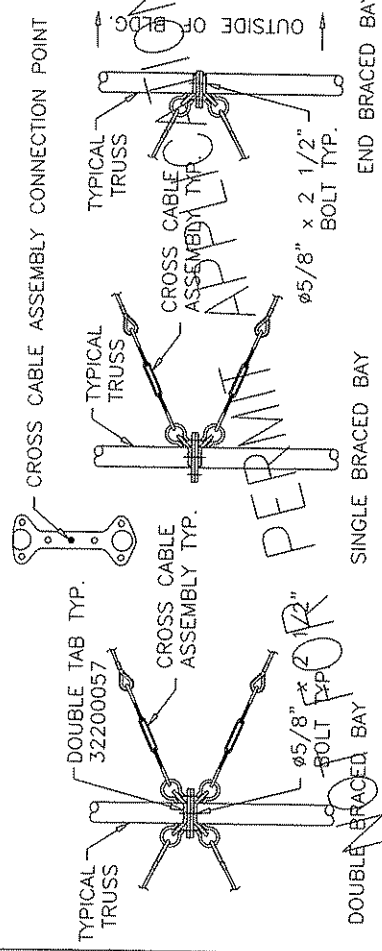
PROJECT:
SALTENDS STORAGE
ELKERS, WV

REVISIONS:

NO.	DESCRIPTION	DATE
1	ISSUED	

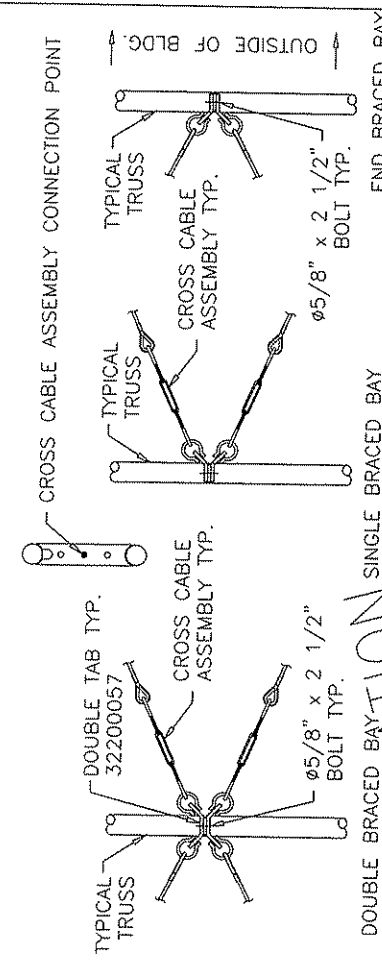
PROJECT ID: 33049
ORDER ID: 518490 BEMTS 1
DRAWING: SP-1

This drawing is property of Cover-Tite Building Systems Inc. and reproduction expressed or implied without consent of Cover-Tite Building Systems Inc. is prohibited.
This drawing is not to scale unless otherwise noted.



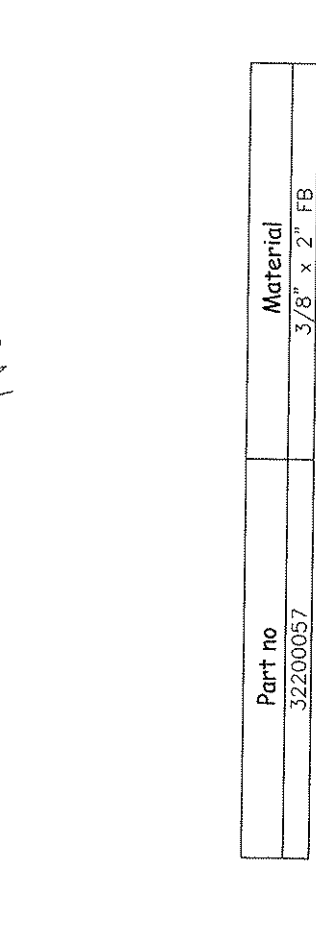
NOTE:
 -INSTALL ALL TURNBUCKLES AT ONE END FOR EASE OF INSTALLATION.
 -PURLINS REMOVED FOR CLARITY.

I CROSS CABLE AT COUPLER
 SD-2 CONNECTION



NOTE:
 -INSTALL ALL TURNBUCKLES AT ONE END FOR EASE OF INSTALLATION.
 -PURLINS REMOVED FOR CLARITY.

J CROSS CABLE AT MID TRUSS
 SD-2 CONNECTION



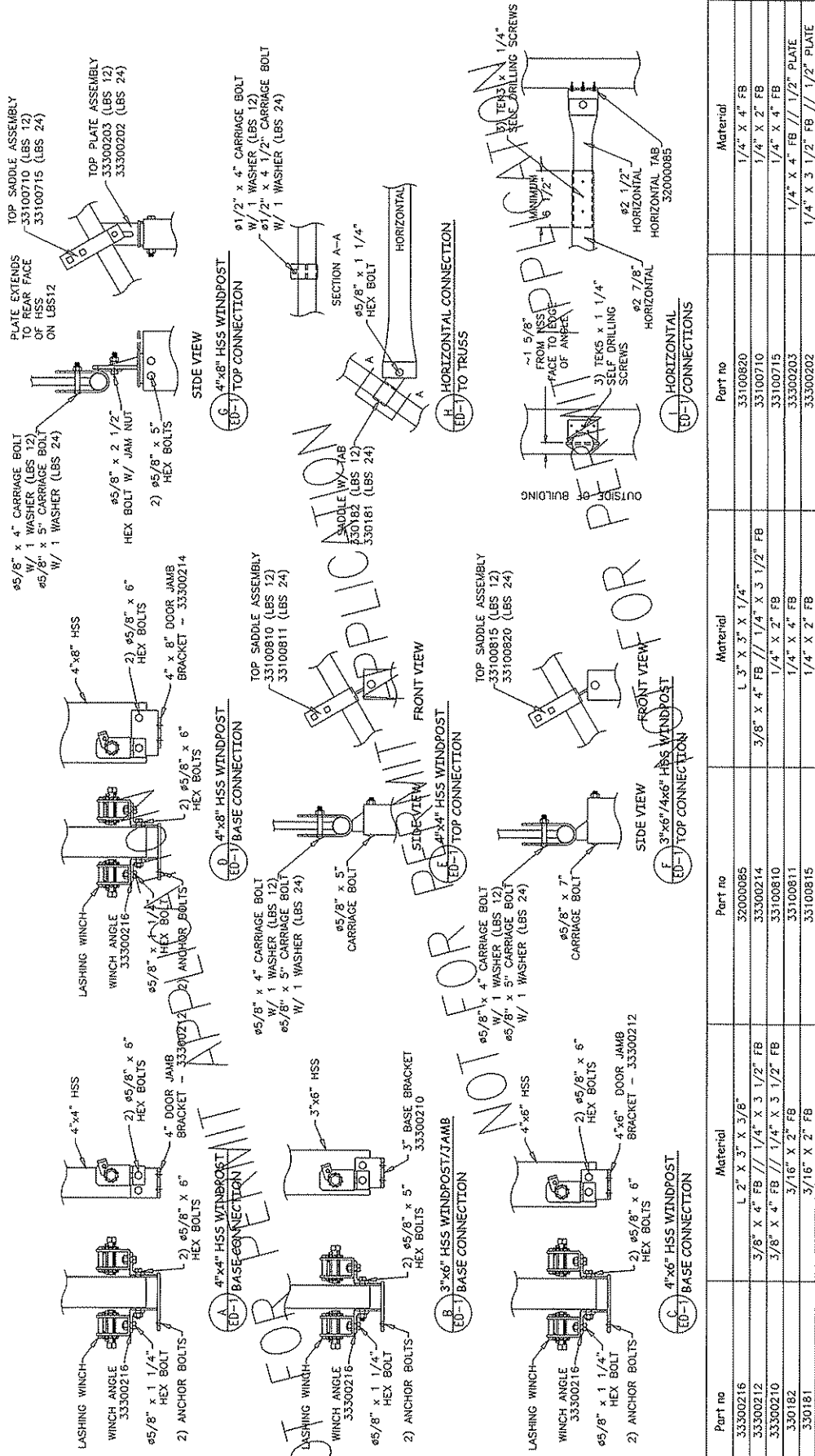
NOTE:
 -INSTALL ALL TURNBUCKLES AT ONE END FOR EASE OF INSTALLATION.
 -PURLINS REMOVED FOR CLARITY.

K CROSS CABLE AT BOOT
 SD-2 CONNECTION

Part no	Material
32200057	3/8" x 2" FB

COVER-MATE BUILDING SYSTEMS		3815 Monuskewin Road Saskatoon, SK, Canada S7P 1A4 Ph: 306.657.2888 Fax: 306.657.2717 Website: www.covermate.net		DEALER R A T ENTERPRISES BRIDGEPORT, WV		CUSTOMER WINDA ELKINS, WV		PROJECT: SKITSAW STORAGE ELKINS, WV	
DETAILER: DWG REV	DATE	REVISED BY: DESCRIPTION		DRAWING TITLE		PROJECT ID:		STANDARD DETAILS 2	
DW	07 AUG 09	DW		2349		DRAWING:		REV:	
CHECKER:		DW				SD-2		1	

NOT FOR PERMIT APPLICATION



Part no	Material	Part no	Material
33300216	L 2" X 3" X 3/8"	32000085	L 3" X 3" X 1/4"
33300212	3/8" X 4" FB // 1/4" X 3 1/2" FB	33300214	3/8" X 4" FB // 1/4" X 3 1/2" FB
33300210	3/8" X 4" FB // 1/4" X 3 1/2" FB	33100810	1/4" X 2" FB
330182	3/16" X 2" FB	33100811	1/4" X 4" FB
330181	3/16" X 2" FB	33100815	1/4" X 2" FB

COVER-MAIL BUILDING SYSTEMS

3815 Waukegan Road
Saskatoon, SK, Canada S7P 1A4
Ph: 306.657.2888 Fax: 306.657.2717
Website: www.covermail.net

DEALER: R & T ENTERPRISES
BRIDGEVIEW, SK

DETAILER: DWG REV 1 RELEASED
DATE: 07 MAY 09

CHECKER: DW

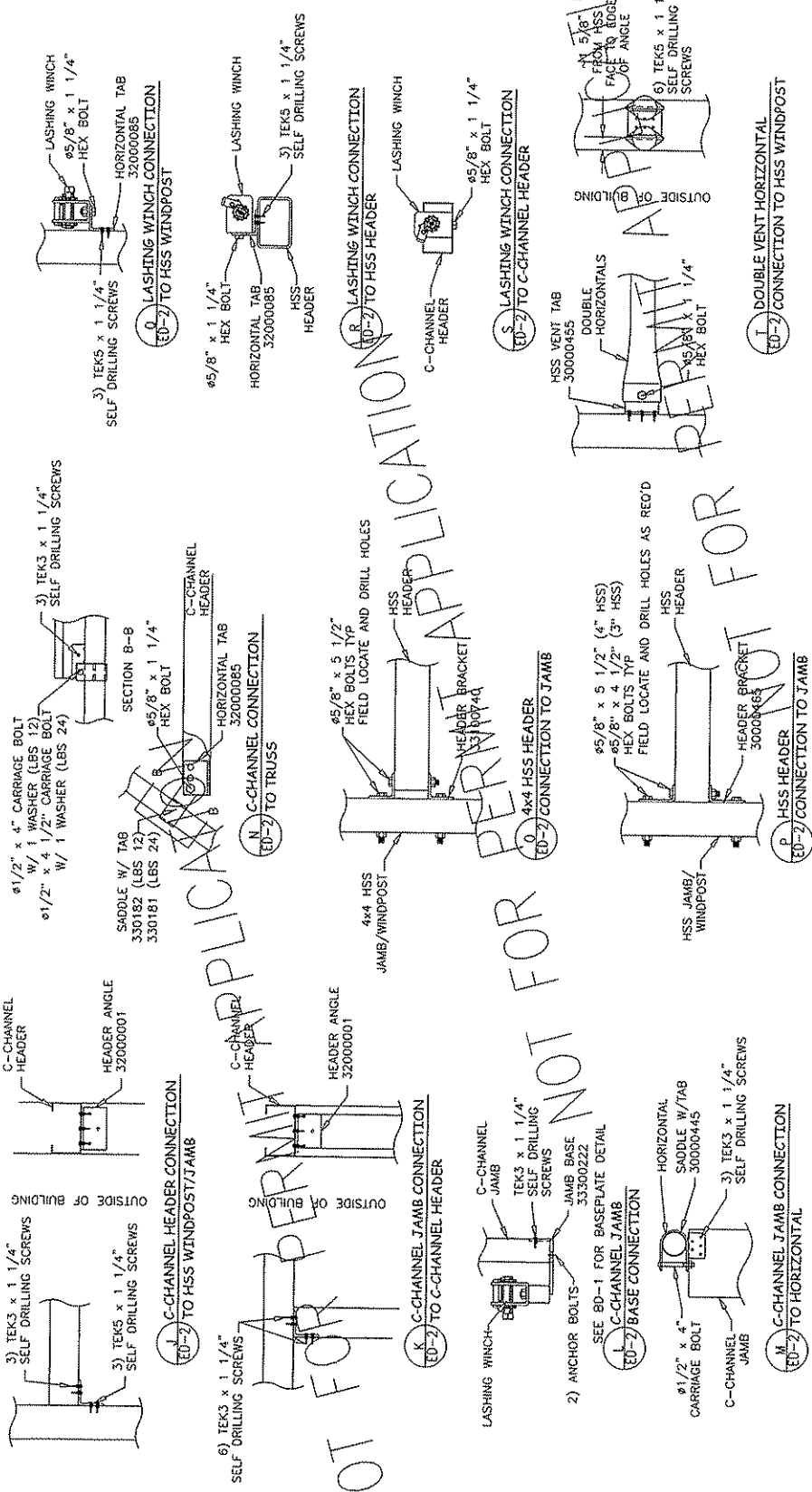
CUSTOMER: SALT/AND STORAGE
ELKINS, WY

BRANDING TITLE: EMBOL DETAILS 1

PROJECT ID: 33349
ORDER ID: 33349

REVISION: ED-1 1

THIS DRAWING IS PROPERTY OF COVER-MAIL BUILDING SYSTEMS INC. IT IS PROVIDED IN WHOLE OR IN PART WITHOUT WARRANTY. NO REUSE OR REPRODUCTION IS ALLOWED WITHOUT THE WRITTEN PERMISSION OF COVER-MAIL BUILDING SYSTEMS INC.



NOT FOR PERMIT APPLICATION

Part no	Material	Part no	Material
32000001	L 3" X 3" X 1/4"	32000085	L 3" X 3" X 1/4"
33300222	3/8" X 4" FB // 1/4" X 2 1/2" FB	33100740	L 3" X 3" X 1/4"
30000445	3/16" X 2" FB	30000455	1/4" X 6" FB
330182	3/16" X 2" FB	30000455	1/4" X 4" FB
330181	3/16" X 2" FB		

COVER-ALL BUILDING SYSTEMS

3815 Monuskewin Road
Saskatoon, SK, Canada S7P 1A4
Ph: 306.657.2868 Fax: 306.657.2717
Website: www.coverall.net

REVISIONS

DATE	BY	DESCRIPTION
07 AUG 09	DW	1 RELEASED

CHECKER: DW

DEALER
S.A.T. ENTERPRISES
WINNIPEG, MB

CUSTOMER
MOORE
ELKINS, WY

PROJECT
SALT SAND STORAGE

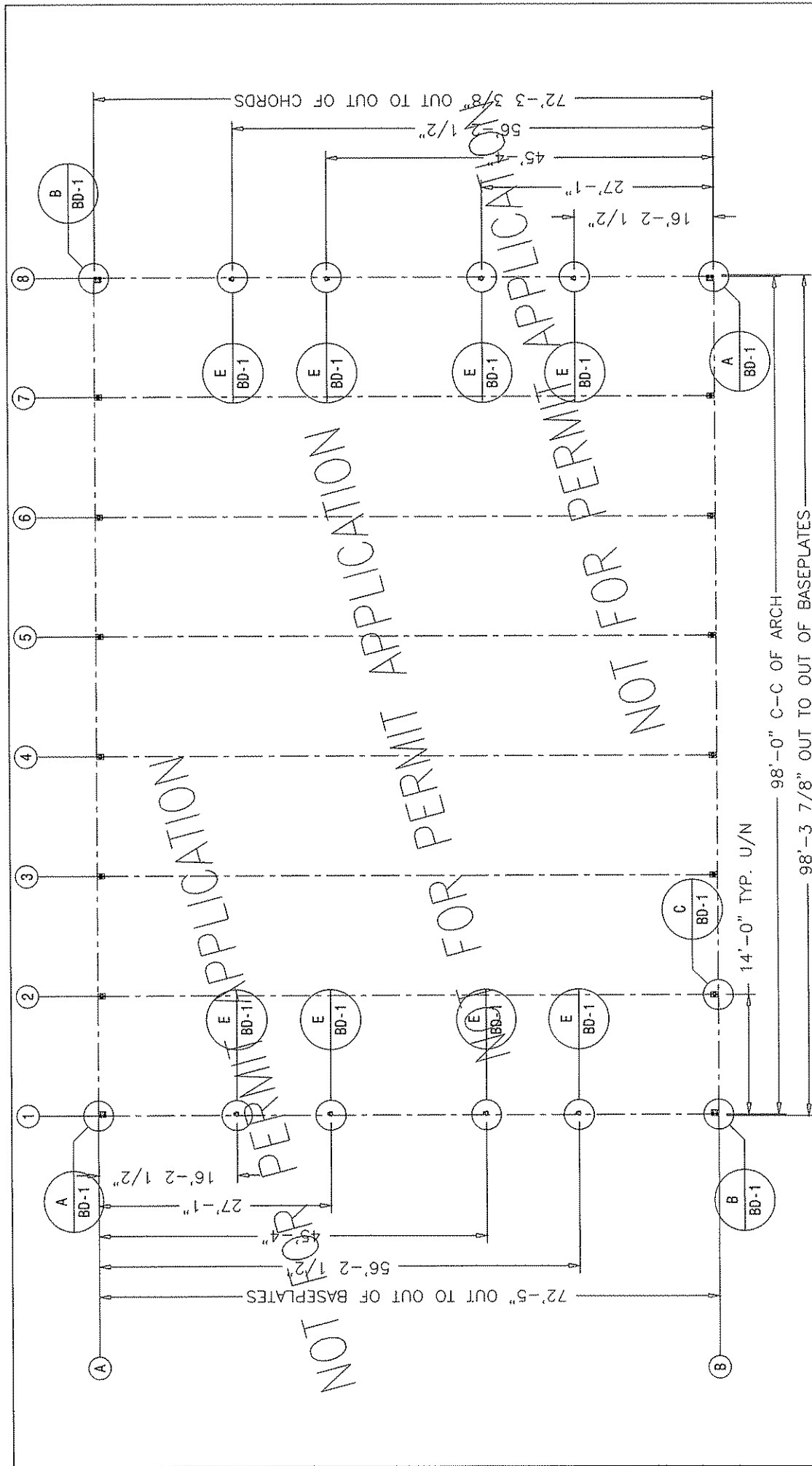
DRAWING TITLE
GENERAL DETAILS 2

PROJECT ID
3009

DRAWING
E02

REV.
1

This drawing is property of Cover-All Building Systems Inc. and reproduction without the written consent of Cover-All Building Systems Inc. is prohibited. This drawing is not to scale unless otherwise noted.

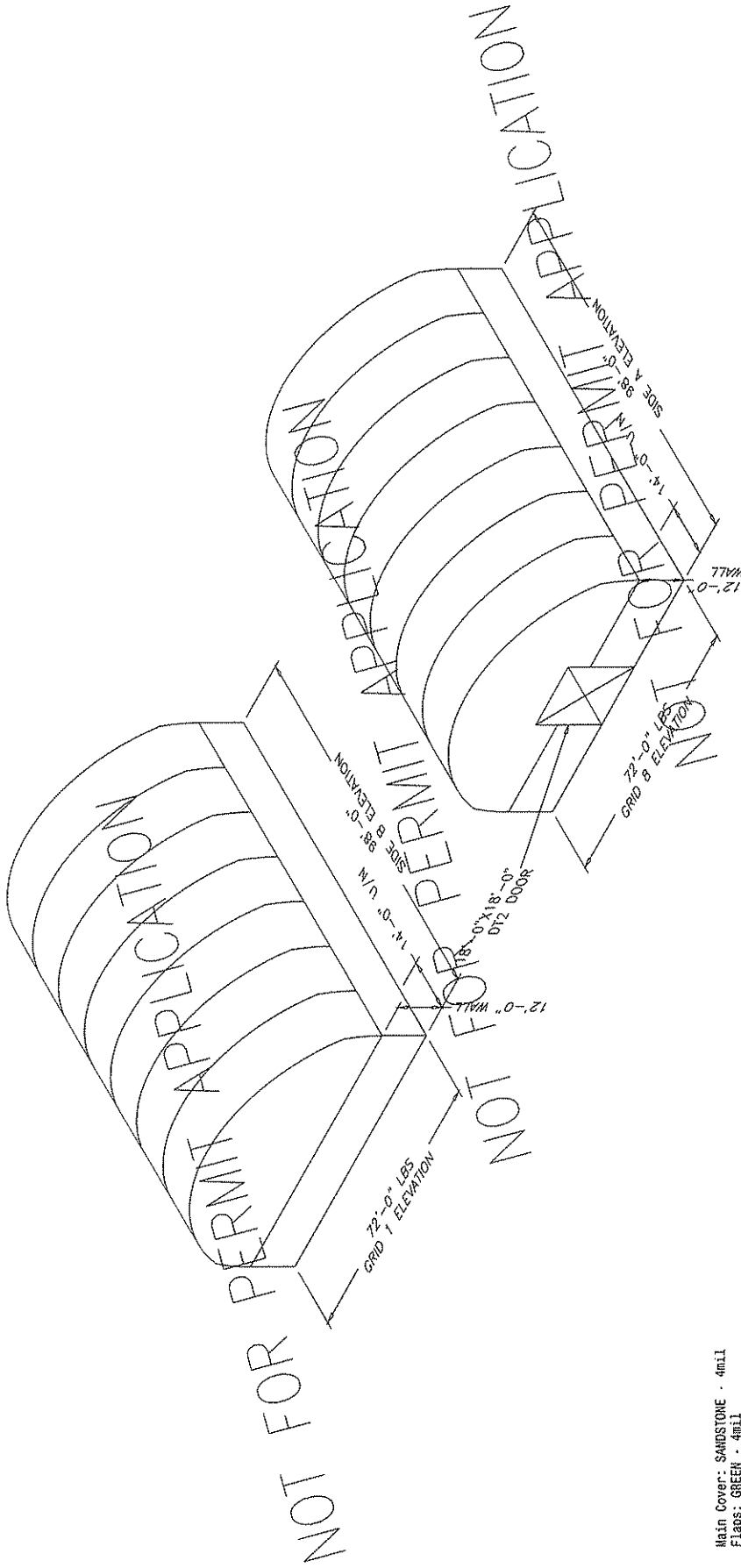


NOT FOR PERMIT APPLICATION

NOT FOR PERMIT APPLICATION

NOT FOR PERMIT APPLICATION

DEALER 8 & T ENTERPRISES BRANFORD, WV		CUSTOMER WOOD ELKINS, WV	
3815 Wenuskwin Road Saskatoon, SK, Canada S7P 1A4 Ph: 306.657.2888 Fax: 306.657.2717 Website: www.coverall.net		PROJECT SALT/RAW STORAGE ELKINS, WV	
DETAILER: DWG. REV. 1 DW	DATE 07 AUG 09	BRANNING TITLE BASE PLATE LAYOUT	
CHECKER: DW		PROJECT ID: 33350	ORDER ID: FR-2
This drawing is property of Cover-All Building Systems Inc. and is not to be reproduced, stored in a retrieval system, or transmitted in any form or by any means, electronic, mechanical, photocopying, recording, or by any information storage and retrieval system, without the prior written consent of Cover-All Building Systems Inc. is prohibited.		REV: 1	REV: 1



Main Cover: SANDSTONE - 4mil
 Flaps: GREEN - 4mil
 Endwall 1: HSS and Fabric SANDSTONE - 4mil
 Endwall 2: HSS and Fabric SANDSTONE - 4mil

PLEASE REFER TO FOLLOWING DRAWINGS
 FOR EXACT BUILDING DIMENSIONS

		3815 Woruskewin Road Saskatoon, SK Canada S7P 1A4 Ph: 306.657.2888 Fax: 306.657.2717 Website: www.covermate.net		DEALER R & T ENTERPRISES BRANDRETT, SK		CUSTOMER WYON ELKINS, WY		PROJECT SALTWATER STORAGE ELKINS, WY	
DETAILER: DWG. REV.	DW	1	RELEASED	DATE	07 AUG 09	DRAWING TITLE PROJECT LAYOUT		PROJECT ID: 33390	
CHECKER:	DW					ORDER ID: F8-3		REV: 1	


This drawing is property of Cover-Mate Building Systems Inc. and reproduction or use without the written consent of Cover-Mate Building Systems Inc. is prohibited.
 This drawing is not to scale unless otherwise noted.

BRACING LEGEND	
P	= PURLIN
R	= RIDGE PURLIN
X	= CROSS CABLE

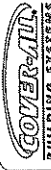
INTERIOR ARCH			
ITEM#	QTY	OC	IC
30003050	4	14GA	14GA
30003060	2	14GA	14GA

END ARCH			
ITEM#	QTY	OC	IC
30003055	4	14GA	14GA
30003072	1	14GA	14GA
30003067	1	14GA	14GA
30200105	1	--	--
30200110	1	--	--

APPROX. WEIGHT
OF INTERIOR TRUSS
W/ BOLTS = 768LB



15' BAY	14' BAY	12' BAY	10' BAY	8' BAY	5' BAY
ITEM#	ITEM#	ITEM#	ITEM#	ITEM#	ITEM#
85725-3	85725-3	85719-3	85719-3	85115-9	85117-9
LENGTH	LENGTH	LENGTH	LENGTH	LENGTH	LENGTH
7'3"	7'0"	6'0"	4'0"	3'0"	1'7"



3815 Waukegan Road
Saskatoon, SK Canada S7P 1A4
Ph: 306.657.2888 Fax: 306.657.2717
Website: www.covermat.net

DEALER
R & T ENTERPRISES
BRANDERBURG, WY

CUSTOMER
WOOD
ELKINS, WY

PROJECT
SALT/SAW STORAGE
ELKINS, WY

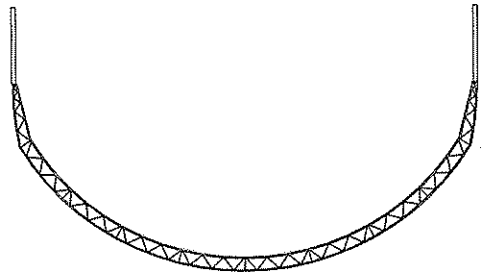
DETAILER: DWG. REV. 1
DW
RELEASED
07 AUG 99

REVISIONS BY: DESCRIPTION
DATE

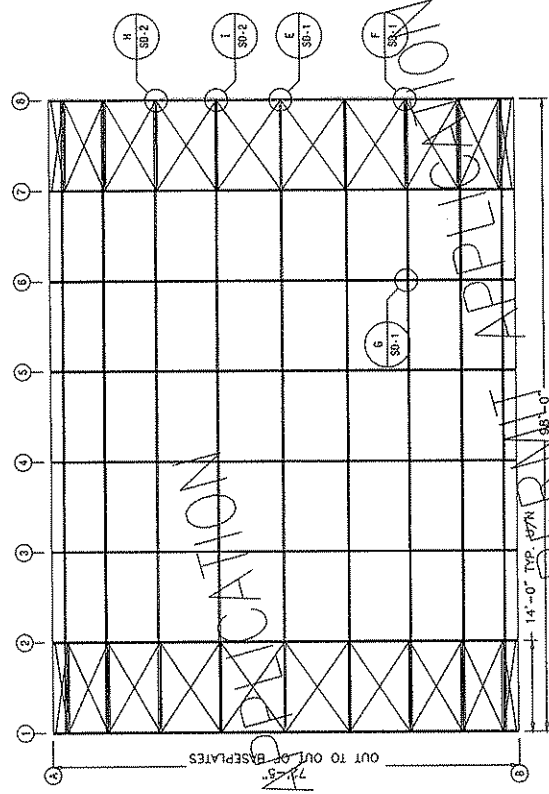
DRAWING TITLE
BUILDING PROFILE

PROJECT ID: 03350
ORDER ID: 03350
DRAWING: PF-4
REV: 1

This drawing is property of Cover-Mat Building Systems Inc. and reproduction or use without the express written consent of Cover-Mat Building Systems Inc. is prohibited. This drawing is not to scale unless otherwise noted.

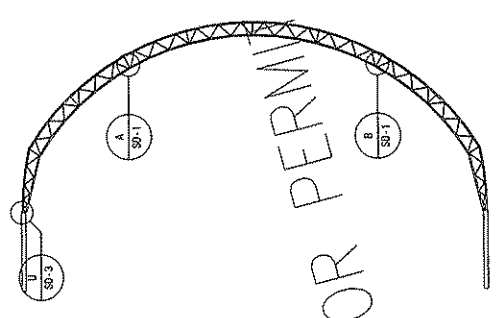



LEFT ELEVATION



PLAN

RIGHT ELEVATION



BOTTOM ELEVATION

NOT FOR PERMIT APPLICATION

BUILDING BASEPLATES ELEV. 100'-0"

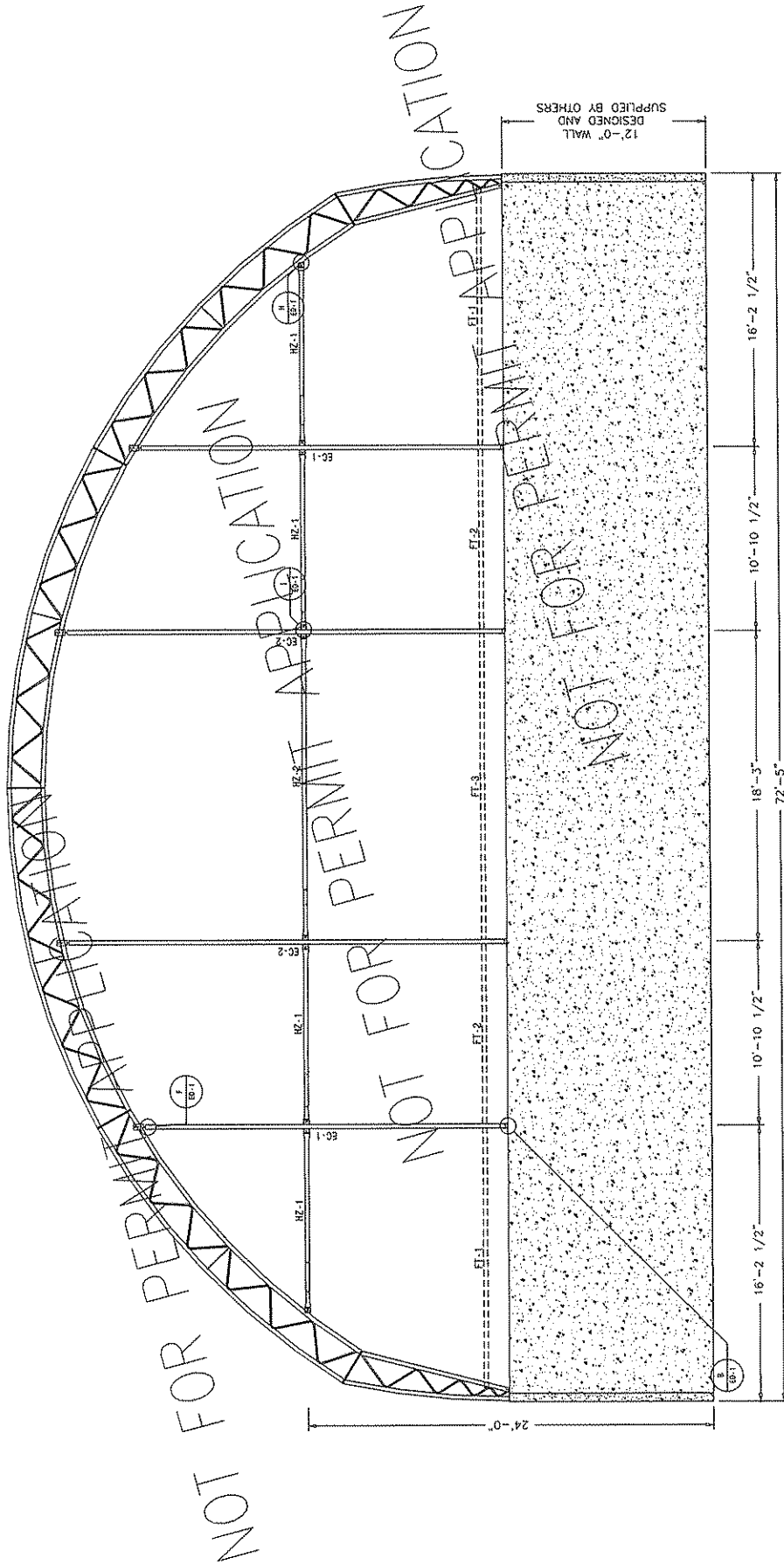
BASE WALL ELEV. 88'-0"

ALL PURLINS ARE 2 7/8" x 14GA

12'-0" WALL DESIGNED AND SUPPLIED BY OTHERS

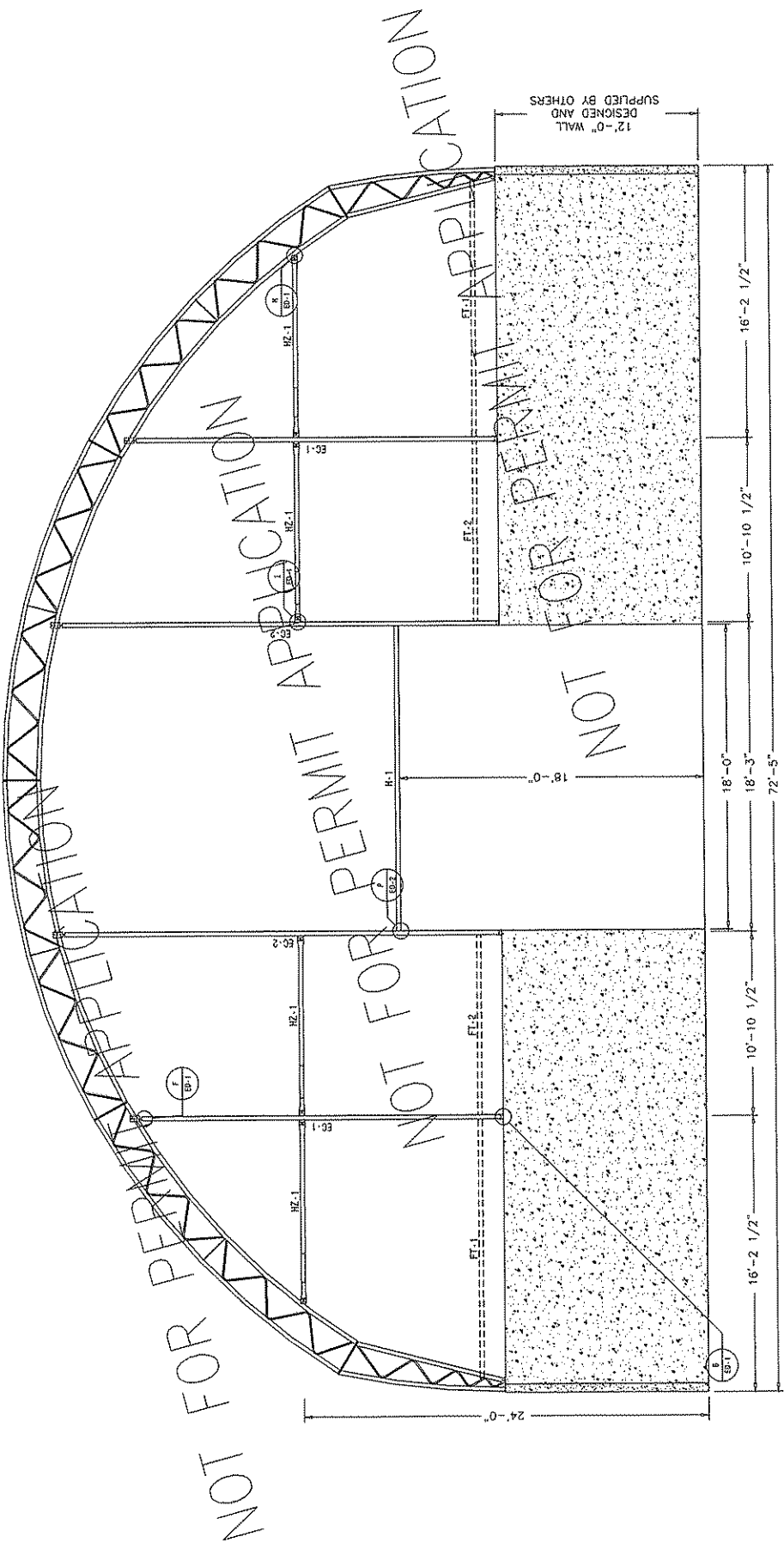
		3815 Wronskewin Road Saskatoon, SK, Canada S7P 1A4 Ph: 306.657.2888 Fax: 306.657.2717 Website: www.coverall.net		DEALER R & T ENTERPRISES BRANTFORD, ON		CUSTOMER: WOOD ELKINS, WV		PROJECT: SALTISMAN STORAGE ELKINS, WV	
DETAILER: DWG DW		REVISIONS 1 RELEASED 07 AUG 08		DATE 07 AUG 08		DRAWING TITLE: BRACING LAYOUT		PROJECT ID: 33350	
CHECKER: DW		REVISED BY: DESCRIPTION		ORDER ID: 33350		DRAWING: PB-5		REV: 1	

Item	Qty	Description	Weight
EC-1	2	3x6x3/16x250* HSS VERTICAL	228
EC-2	2	3x6x3/16x389* HSS VERTICAL	275
HZ-1	4	330550 (2'-11/2" x 14ga) + 32000950 (2'-7/8" x 14ga)	29
HZ-2	1	330550 (2'-11/2" x 14ga) + 32000978 (2'-7/8" x 14ga)	45
FT-1	2	2x3x1/4ga PASTERING TUBE CUT TO FIT	42
FT-2	2	2x3x1/4ga PASTERING TUBE CUT TO FIT	28
FT-3	1	2x3x1/4ga PASTERING TUBE CUT TO FIT	49



		DEALER R & T ENTERPRISES ROCKTON, WV ROCKPORT, WV		CUSTOMER WOOD BLUES, WV		PROJECT SALT/BAW STORAGE ELKINS, WV	
3815 Wamuskewin Road Saskatoon, SK, Canada S7P 1A4 Ph: 306.657.2888 Fax: 306.657.2717 Website: www.coverall.net		DATE 07 AUG 09		ORDER NO. 33350		ORDERING DT-1	
REVISIONS 1 RELEASED		REVISED BY: DESCRIPTION		PROJECT TITLE EXHALL 1		REVISION DT-1	
DWG. REV. 1		CHECKER: DW		PROJECT ID: 33350		REVISION DT-1	

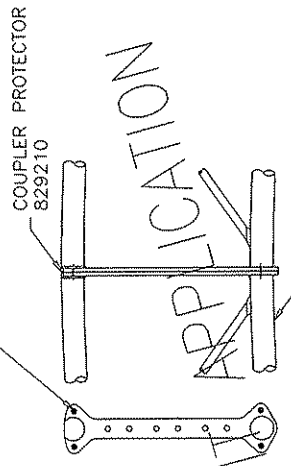
Item	Qty	Description	Height
EC-1	2	3x6x3/16x256" MSS VERTICAL	228
EC-2	2	3x6x3/16x309" MSS VERTICAL	275
HZ-1	4	3x6x3/16x309" MSS VERTICAL	29
H-1	1	3x6x216" DOOR HEADER	192
FT-1	2	2x3x14ga FASTENING TUBE CUT TO FIT	42
FT-2	2	2x3x14ga FASTENING TUBE CUT TO FIT	29



		DEALER R & T ENTERPRISES BRIDGEPORT, WV		CUSTOMER WWHH ELKINS, WV		PROJECT SALT/SAW STORAGE ELKINS, WV	
DETAILER: DWG. REV. 1 DW		DATE or add up		DRAWING TITLE: EXWALL 2		PROJECT ID: 33350	
CHECKER: DW		REVISED BY: DESCRIPTION		ORDER ID: 33350		REV: BR-2 1	

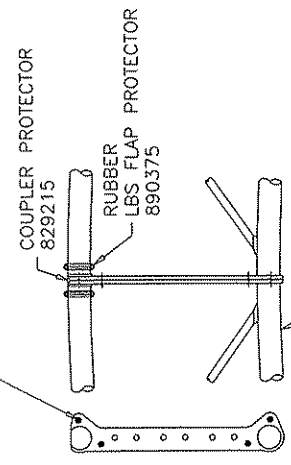
3815 Wernskewin Road
 Saskatoon, SK, Canada S7P 1A4
 Ph: 306.657.2888 Fax: 306.657.2717
 Website: www.coverall.net
 COVER-ALL BUILDING SYSTEMS
 THIS DRAWING IS THE PROPERTY OF COVER-ALL BUILDING SYSTEMS INC. AND IS NOT TO BE REPRODUCED OR TRANSMITTED IN ANY FORM OR BY ANY MEANS, ELECTRONIC OR MECHANICAL, WITHOUT THE WRITTEN CONSENT OF COVER-ALL BUILDING SYSTEMS INC.

4) $\phi 5/8"$ x 2" BOLTS TYP.




A COMMON COUPLER
SD-1 CONNECTION DETAIL

4) $\phi 5/8"$ x 2" BOLTS TYP.



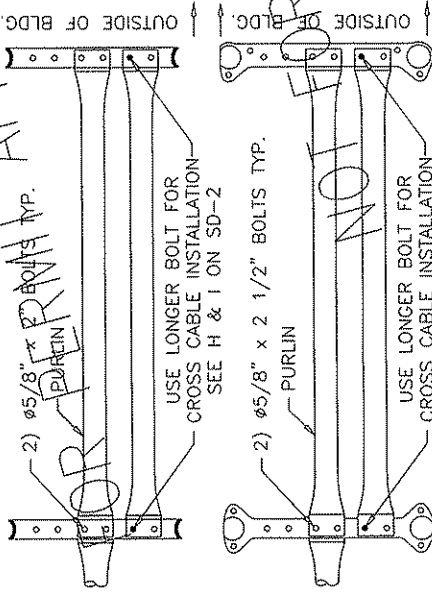
B END COUPLER
SD-1 CONNECTION DETAIL

2) $\phi 5/8"$ x 2 1/2" BOLTS TYP.



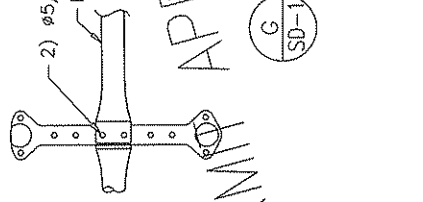
E RIDGE PURLIN
SD-1 CONNECTION

2) $\phi 5/8"$ x 2 1/2" BOLTS TYP.



F PURLIN CONNECTION
SD-1 AT BRACED BAY

2) $\phi 5/8"$ x 2 1/2" BOLTS TYP.



G PURLIN CONNECTION
SD-1 AT UNBRACED BAY

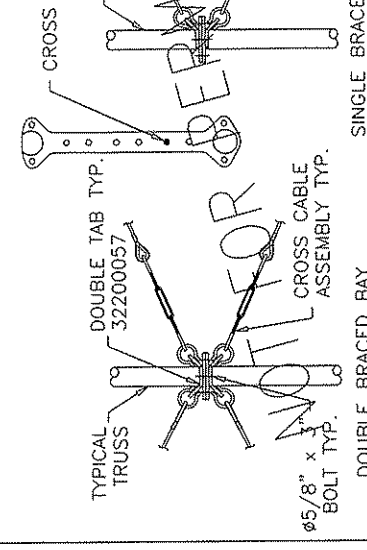
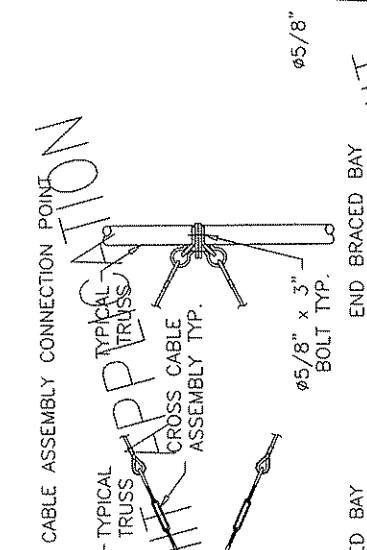
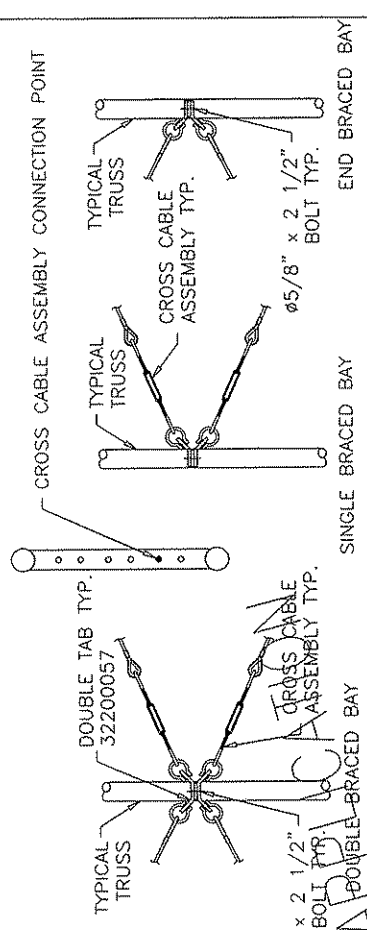
NOT FOR PERMIT APPLICATION

NOT FOR PERMIT APPLICATION

NOT FOR PERMIT APPLICATION

		DEALER R. & I. ENTERPRISES BROOKPORT, IN		CUSTOMER WOOD ELKINS, WV		PROJECT SALT/SMO STORAGE ELKINS, WV	
3815 Waukesha Road Saskatoon, SK, Canada S7P 1A4 Ph: 306.657.2888 Fax: 306.657.2717 Website: www.coverall.net		DATE 07/10/09		DRAWING TITLE STANDARD DETAILS 1		ORDER # 33559	
DETAILS: DWG REV DW 1	RELEASED	REVISION BY: DESCRIPTION		PROJECT # 33559		DRAWING # SD-1	
CHECKER: DW				PROJECT # 33559		DRAWING # SD-1	

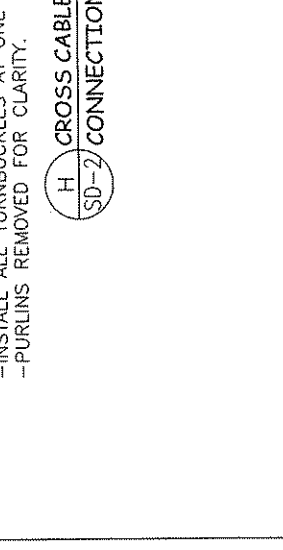
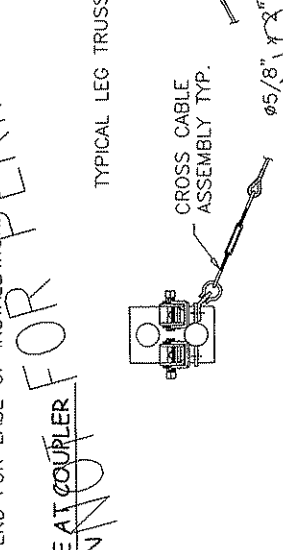

This drawing is property of Cover-All Building Systems Inc. and reproduction or use without the written consent of Cover-All Building Systems Inc. is prohibited. This drawing is not to scale unless otherwise noted.



NOTE:
 -INSTALL ALL TURNBUCKLES AT ONE END FOR EASE OF INSTALLATION.
 -PURLINS REMOVED FOR CLARITY.

NOTE:
 -INSTALL ALL TURNBUCKLES AT ONE END FOR EASE OF INSTALLATION.
 -PURLINS REMOVED FOR CLARITY.

NOTE:
 -INSTALL ALL TURNBUCKLES AT ONE END FOR EASE OF INSTALLATION.
 -PURLINS REMOVED FOR CLARITY.



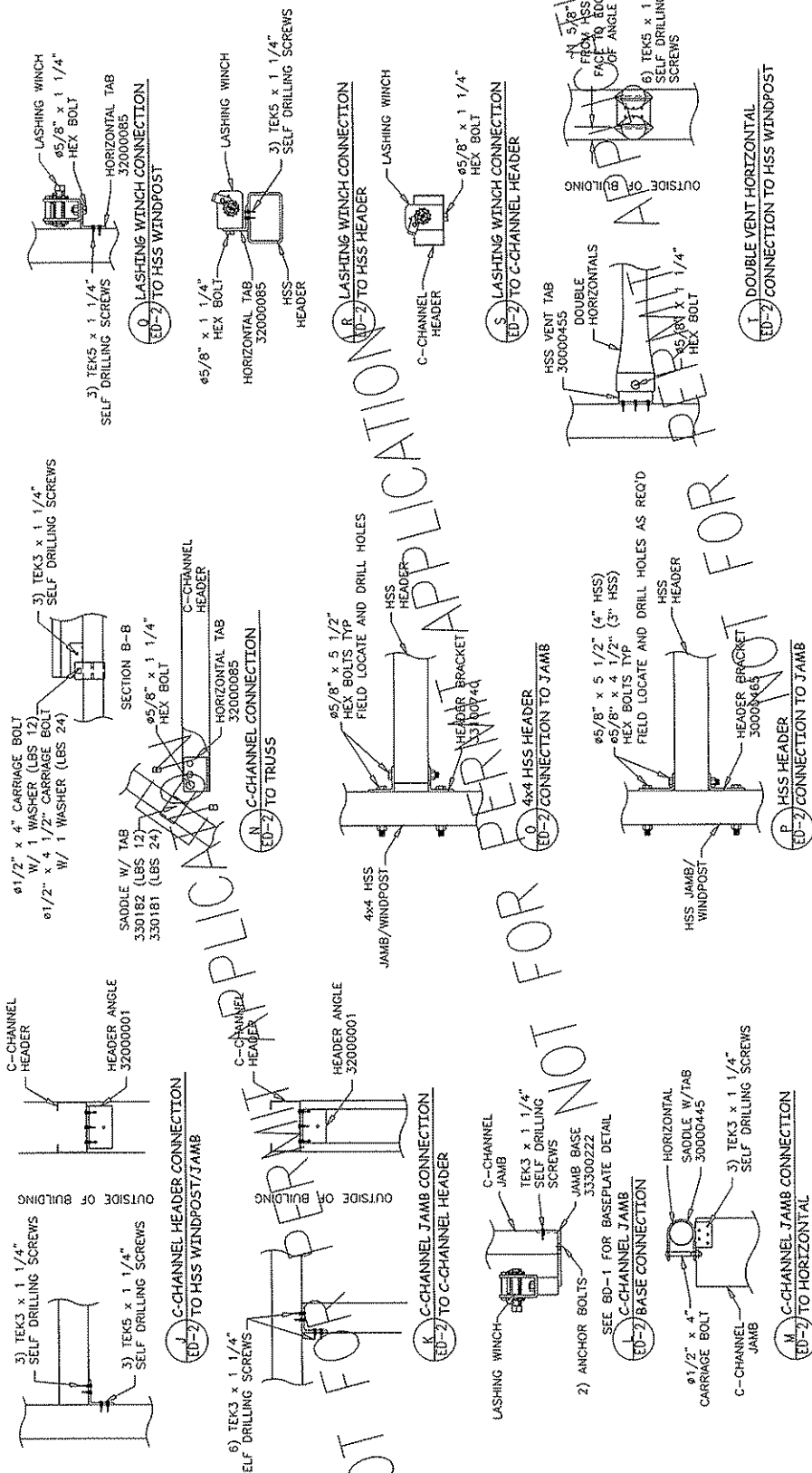
PERMIT APPLICATION

PERMIT APPLICATION

PERMIT APPLICATION

DEALER R I T ENTERPRISES GASTONPORT, WV	CUSTOMER WORN ECLING, WV	PROJECT SALT/AND STORAGE BUILDING, WV
3815 Venusstown Road Venusstown, WV 26040 Phone: 306.657.2886 Fax: 306.657.2717 Website: www.coverall.net	DRAWING TITLE STANDARD DETAILS 2	PROJECT ID 33359
REVISIONS BY: DESCRIPTION DATE BY DATE	DATE BY DATE	DRAWING: ISSUED: SD-2
DRAWING CHECKER: DW	DRAWING CHECKER: DW	REVISION: 1

COVER-ALL BUILDING SYSTEMS	3815 Venusstown Road Venusstown, WV 26040 Phone: 306.657.2886 Fax: 306.657.2717 Website: www.coverall.net	PROJECT SALT/AND STORAGE BUILDING, WV
DETAILER: DWG REV 1 DW	REVISIONS BY: DESCRIPTION DATE BY DATE	DRAWING TITLE STANDARD DETAILS 2
CHECKER: DW	DATE BY DATE	PROJECT ID 33359
	DRAWING CHECKER: DW	DRAWING: ISSUED: SD-2
		REVISION: 1



NOT FOR PERMANENT APPLICATION

Part no	Material	Part no	Material
32000001	L 3" x 3" x 1/4"	32000085	L 3" x 3" x 1/4"
33300222	3/8" x 4" FB // 1/4" x 2 1/2" FB	33100740	L 3" x 3" x 1/4"
30000445	3/16" x 2" FB	30000465	1/4" x 6" FB
330182	3/16" x 2" FB	30000455	1/4" x 4" FB
330181	3/16" x 2" FB		

GOVER-NIL BUILDING SYSTEMS

3815 Wenustekwin Road
Saskatoon, SK, Canada S7P 1A4
Ph: 306.657.2888 Fax: 306.657.2717
Website: www.coverall.net

DETAILER: DWG REV 1 RELEASED BY: DESCRIPTION
DW 1 RELEASED BY: DESCRIPTION

CHECKER: DW

GOVER-NIL

3815 Wenustekwin Road
Saskatoon, SK, Canada S7P 1A4
Ph: 306.657.2888 Fax: 306.657.2717
Website: www.coverall.net

DETAILER: DWG REV 1 RELEASED BY: DESCRIPTION
DW 1 RELEASED BY: DESCRIPTION

CHECKER: DW

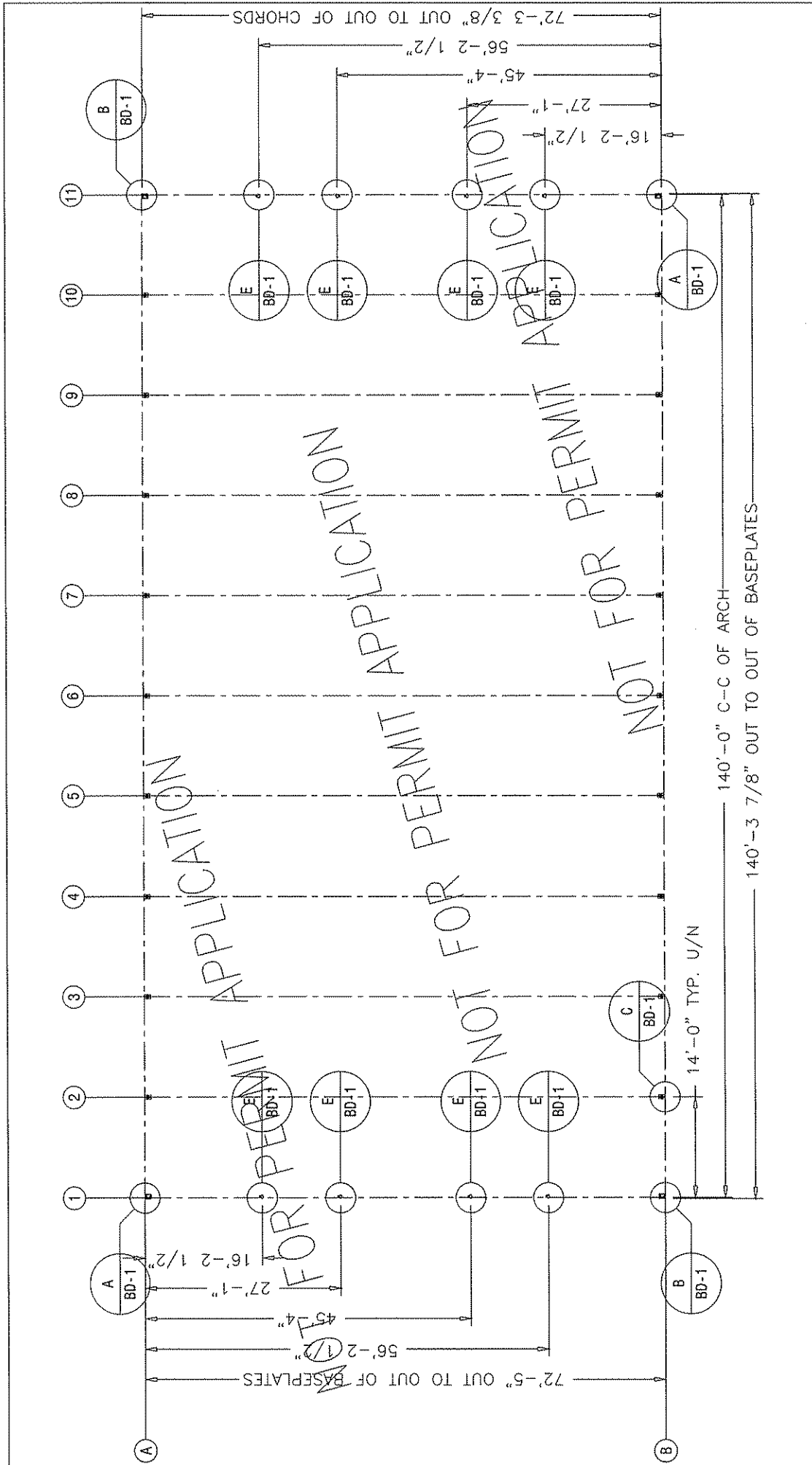
DEALER: R & I ENTERPRISES, Sarnia, ON

READER: R & I ENTERPRISES, Sarnia, ON

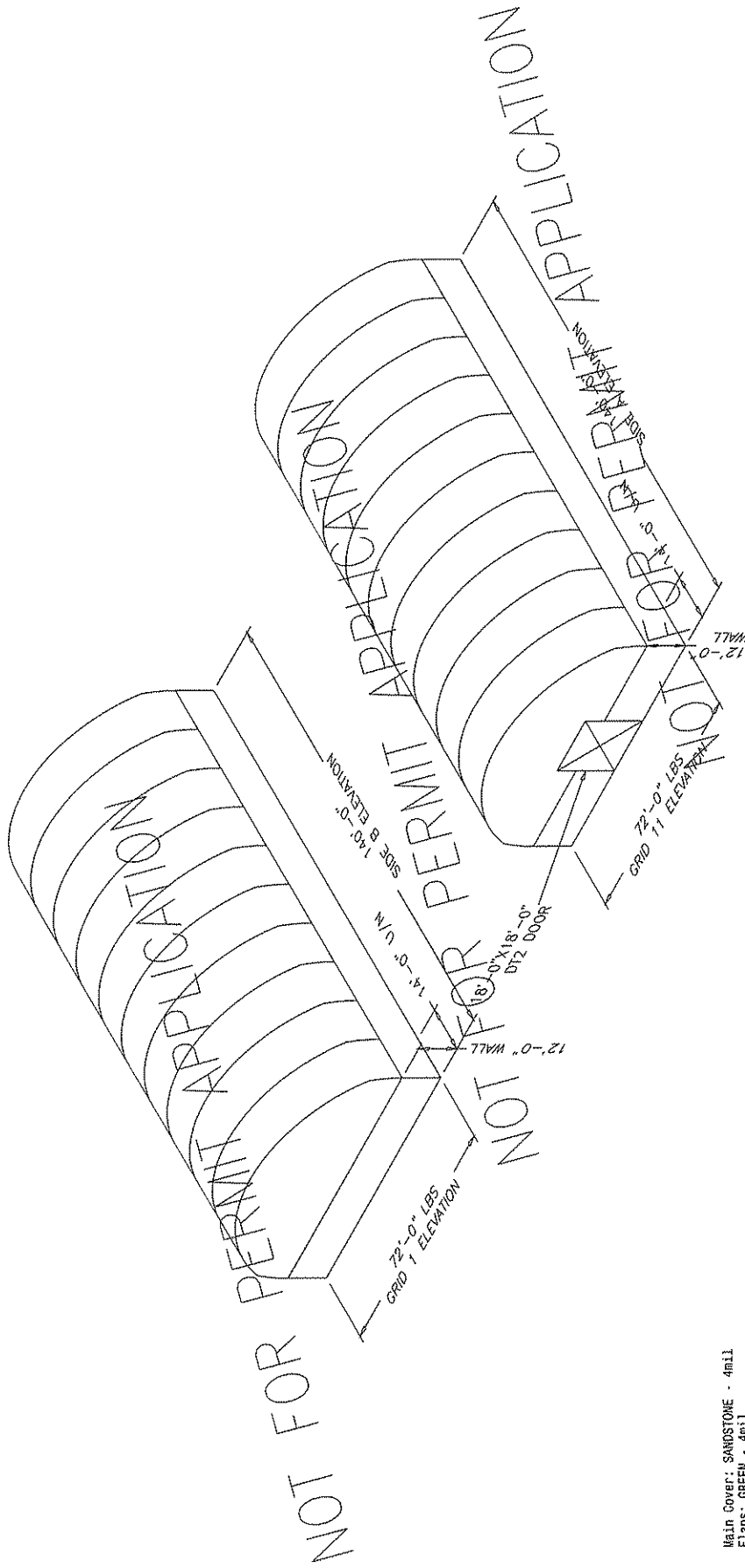
PROJECT: SALT/SHAD STORAGE, ELKINS, WY

BOILING TITLE: EXTERNAL DETAILS 2

PRODUCT ID: 33350 **ORDER Q:** ED-2 **REV:** 1




		DEALER R & T ENTERPRISES ELKINS, WV BRIDGEPORT, WV		CUSTOMER: WYOMI ELKINS, WV		PROJECT: SALT/STAW STORAGE ELKINS, WV	
DETAILER: DWS REV DW 1		DATE: 07 AUG 09		UPDATING TITLE: BASE PLATE LAYOUT		PROJECT ID: 33351	
CHECKER: DW		REVISED BY: DESCRIPTION		ORDER ID: 33351		REV: FR-2 1	
<small>This drawing is property of Cover-All Building Systems Inc. and is to be used only for the project and location in whole or in part without the expressed written consent of Cover-All Building Systems Inc. is prohibited. The drawing is not to scale unless otherwise noted.</small>							



Main Cover: SANDSTONE - 4mll
 Flaps: GREEN - 4mll
 Endwall 1: HSS and Fabric SANDSTONE - 4mll
 Endwall 2: HSS and Fabric SANDSTONE - 4mll

PLEASE REFER TO FOLLOWING DRAWINGS
 FOR EXACT BUILDING DIMENSIONS

		3815 Wonuskewin Road Saskatoon, SK, Canada S7P 1A1 Ph: 306.657.2888 Fax: 306.657.2717 Website: www.coverall.net		DEALER R & T ENTERPRISES BRIDGEPORT, WV		CUSTOMER WYOM ELKINS, WV		PROJECT: SALT/SHO STORAGE ELKINS, WV	
		REVISED BY: DESCRIPTION DW 1 RELEASED		DATE 07 AUG 08		DRAWING TITLE PROJECT LAYOUT		PROJECT ID: 33351 ORDER ID: 89-3	
CHECKER: DW								REV: DW	

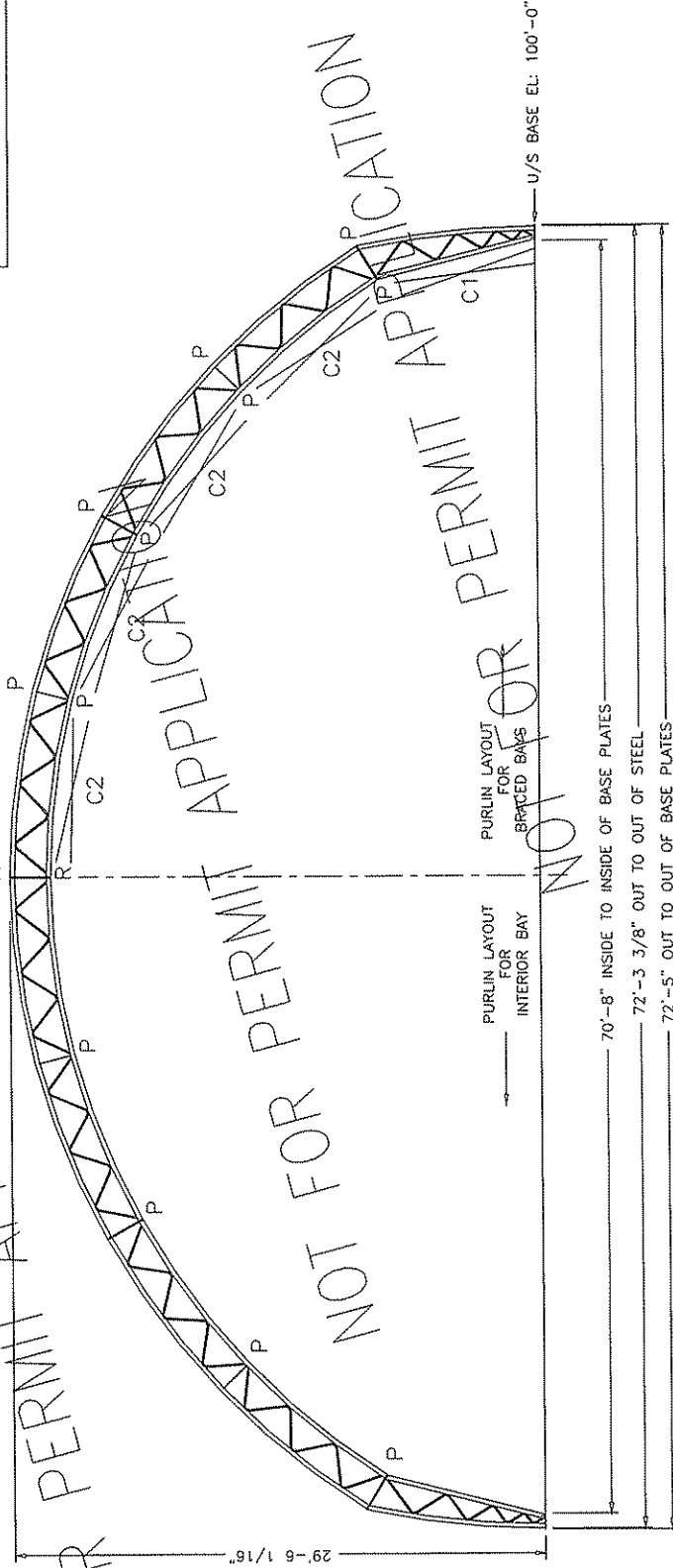
BRACING LEGEND	
P	= PURLIN
R	= RIDGE PURLIN
X	= CROSS CABLE

INTERIOR ARCH			
ITEM#	QTY	OC	IC
30003050	4	14GA	14GA
30003060	2	14GA	14GA

END ARCH			
ITEM#	QTY	OC	IC
30003055	4	14GA	14GA
30003072	1	14GA	14GA
30003067	1	14GA	14GA
30200105	1	-	-
30200110	1	-	-

APPROX. WEIGHT
OF INTERIOR TRUSS
W/ BOLTS = 768LB

NOT FOR PERMIT APPLICATION



PURLIN LAYOUT FOR INTERIOR BAY
PURLIN LAYOUT FOR BRACED BAYS

70'-8" INSIDE TO INSIDE OF BASE PLATES
72'-3 3/8" OUT TO OUT OF STEEL
72'-5" OUT TO OUT OF BASE PLATES

U/S BASE EL: 100'-0"

NOT FOR PERMIT APPLICATION

16' BAY	14' BAY	12' BAY	10' BAY	8' BAY	5' BAY
ITEM#	ITEM#	ITEM#	ITEM#	ITEM#	ITEM#
861231-9	861211-9	861192-9	861186-9	861186-9	861167-9
231"	211"	192"	186"	186"	167"
LENGTH	LENGTH	LENGTH	LENGTH	LENGTH	LENGTH

COVER-ALL BUILDING SYSTEMS
3915 Womuskwin Road, Saskatoon, SK, Canada S7P 1A4
Ph: 306.657.2888 Fax: 306.657.2717
Website: www.coverall.net

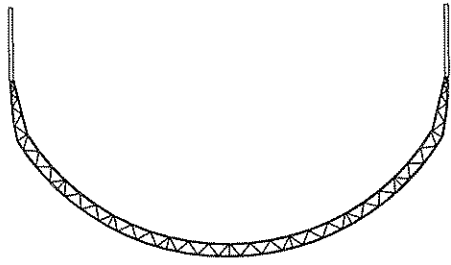
DEALER: R & T ENTERPRISES, BRIDGEPORT, NV
CUSTOMER: WOODS SKAT/SNO STORAGE, ELKINS, NV

PROJECT #1: 33351
ORDER ID: FR-4
DRAWING PROFILE: FR-4


DATE: 07 AUG 08
REVISION: 1
CHECKER: DW
REVISOR: DW

REVISIONS BY: DESCRIPTION

THIS DRAWING IS THE PROPERTY OF COVER-ALL BUILDING SYSTEMS INC. NO PART OF THIS DRAWING IS TO BE REPRODUCED OR TRANSMITTED IN ANY FORM OR BY ANY MEANS, ELECTRONIC OR MECHANICAL, WITHOUT THE WRITTEN PERMISSION OF COVER-ALL BUILDING SYSTEMS INC.

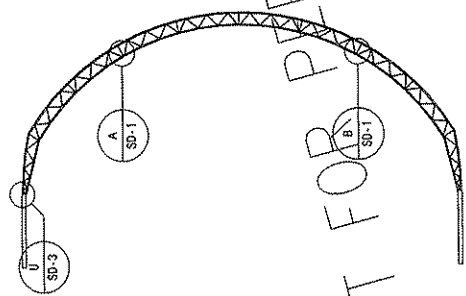


LEFT ELEVATION

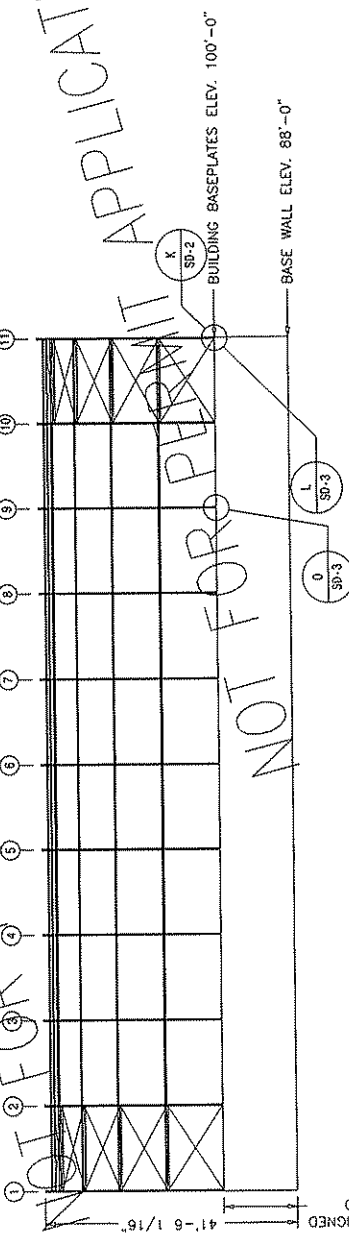


PLAN

RIGHT ELEVATION



RIGHT ELEVATION

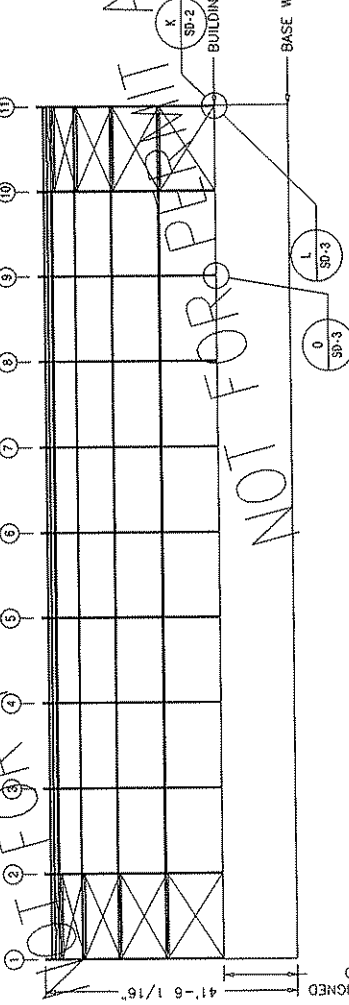


PLAN

RIGHT ELEVATION



LEFT ELEVATION




PLAN

RIGHT ELEVATION



LEFT ELEVATION




PLAN

RIGHT ELEVATION




LEFT ELEVATION



PLAN

RIGHT ELEVATION


LEFT ELEVATION



PLAN

RIGHT ELEVATION


LEFT ELEVATION



PLAN

RIGHT ELEVATION


LEFT ELEVATION



PLAN

RIGHT ELEVATION


LEFT ELEVATION



PLAN

RIGHT ELEVATION


LEFT ELEVATION



PLAN

RIGHT ELEVATION


LEFT ELEVATION



PLAN

RIGHT ELEVATION


LEFT ELEVATION



PLAN

RIGHT ELEVATION


LEFT ELEVATION



PLAN

RIGHT ELEVATION


LEFT ELEVATION



PLAN

RIGHT ELEVATION


LEFT ELEVATION



PLAN

RIGHT ELEVATION


LEFT ELEVATION



PLAN

RIGHT ELEVATION


LEFT ELEVATION



PLAN

RIGHT ELEVATION


LEFT ELEVATION



PLAN

RIGHT ELEVATION


LEFT ELEVATION



PLAN

RIGHT ELEVATION


LEFT ELEVATION



PLAN

RIGHT ELEVATION


LEFT ELEVATION



PLAN

RIGHT ELEVATION


LEFT ELEVATION



PLAN

RIGHT ELEVATION


LEFT ELEVATION



PLAN

RIGHT ELEVATION


LEFT ELEVATION



PLAN

RIGHT ELEVATION


LEFT ELEVATION



PLAN

RIGHT ELEVATION


LEFT ELEVATION



PLAN

RIGHT ELEVATION


LEFT ELEVATION



PLAN

RIGHT ELEVATION


LEFT ELEVATION



PLAN

RIGHT ELEVATION


LEFT ELEVATION



PLAN

RIGHT ELEVATION


LEFT ELEVATION



PLAN

RIGHT ELEVATION


LEFT ELEVATION



PLAN

RIGHT ELEVATION


LEFT ELEVATION



PLAN

RIGHT ELEVATION


LEFT ELEVATION



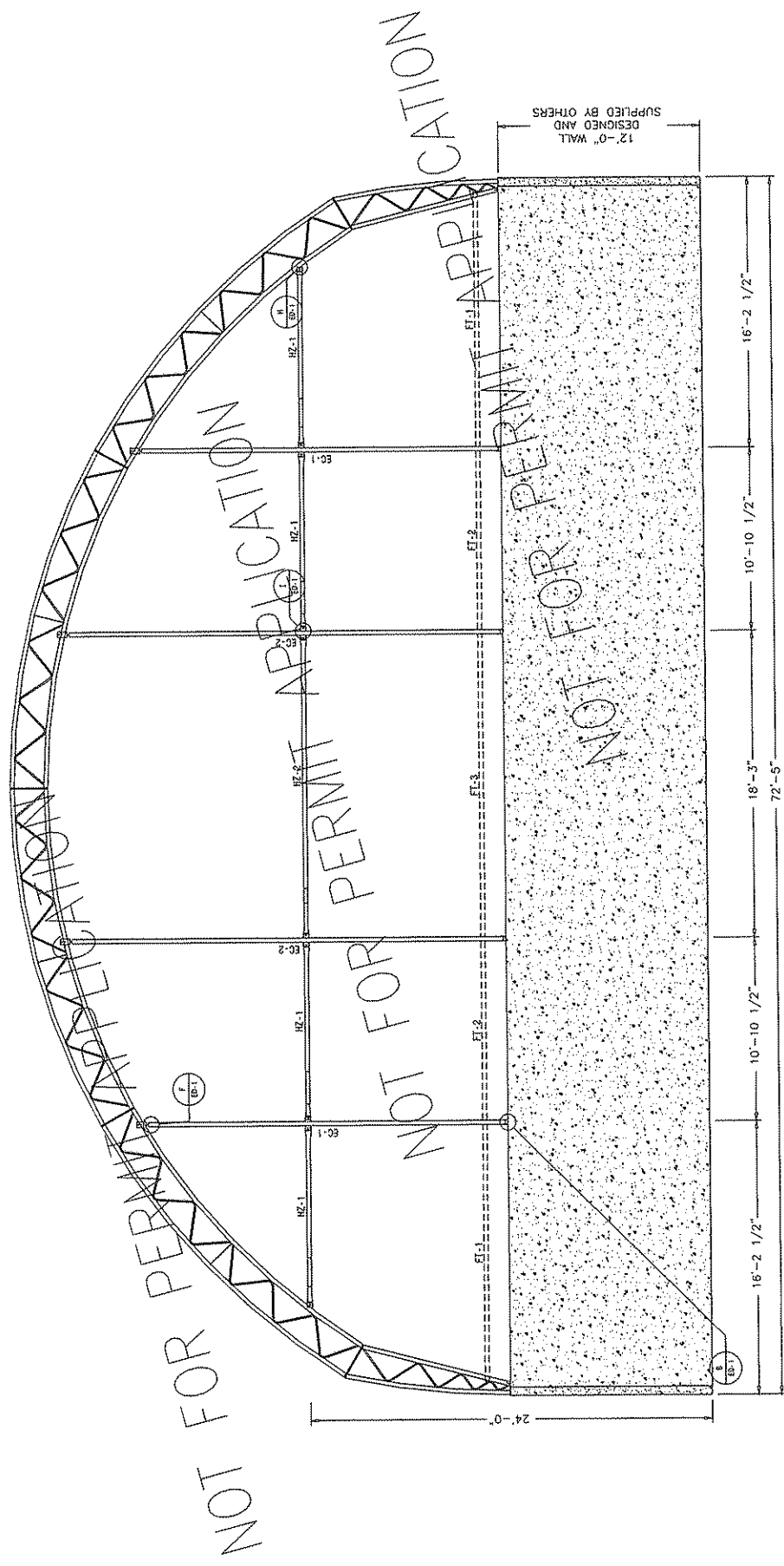
PLAN

RIGHT ELEVATION

LEFT ELEVATION



Item	Qty	Description	Weight
EQ-1	2	3x6x3/16x255" HSS VERTICAL	228
EQ-2	2	3x6x3/16x399" HSS VERTICAL	275
HZ-1	4	3306550 (2-1/2" x 14ga) + 32000650 (2-7/8" x 14ga)	29
HZ-2	1	3306550 (2-1/2" x 14ga) + 32000650 (2-7/8" x 14ga)	45
FT-1	2	2x3x1/4ga FASTENING TUBE CUT TO FIT	42
FT-2	2	2x3x1/4ga FASTENING TUBE CUT TO FIT	29
FT-3	1	2x3x1/4ga FASTENING TUBE CUT TO FIT	49



COVER-MIL BUILDING SYSTEMS

5815 Waverlewin Road
Saskatoon, SK Canada S7P 1A4
Ph: 306.657.2888 Fax: 306.657.2717
Website: www.cover-mil.net

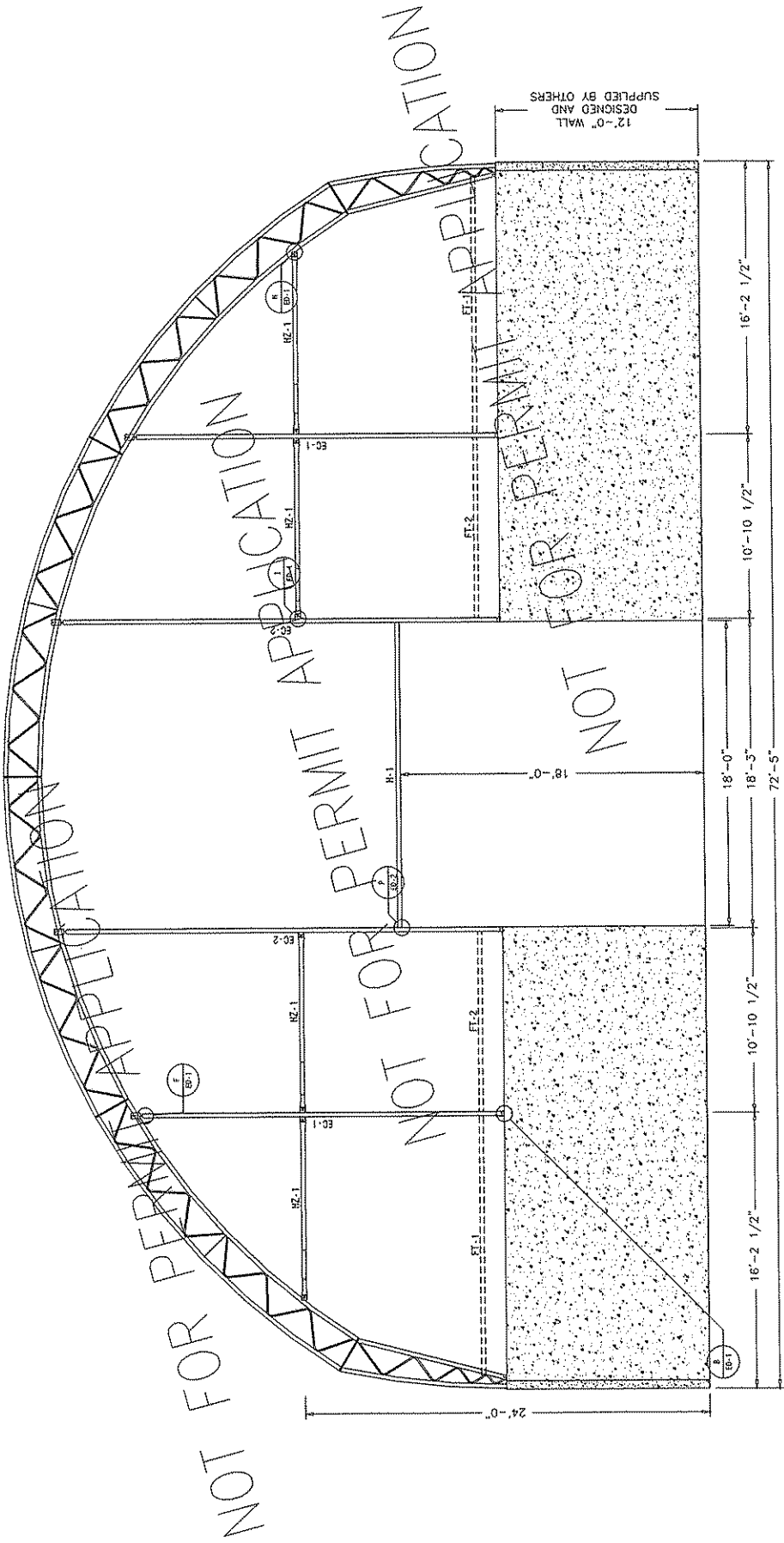
REVISIONS BY: DESCRIPTION DATE
DW 1 RELEASED 07 AUG 09

CHECKER: DW

DEALER: R & T ENTERPRISES SASKATOON, SK
CUSTOMER: WOOD BLOCKS, WY
PROJECT: SALT/BAW STORAGE BLK/INS, WY
DRAWING TITLE: EXWALL 1
PROJECT ID: 33351
ORDER ID: 33351
DRAWING: EX-1
REV: 1

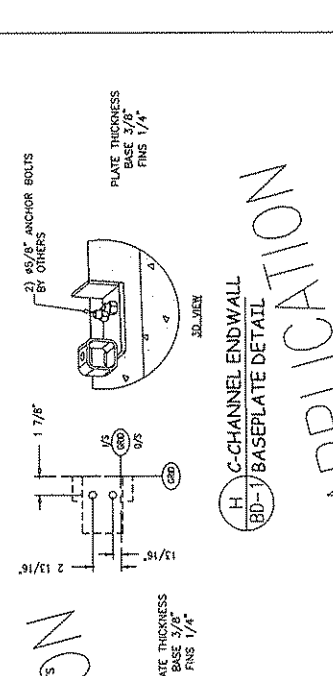
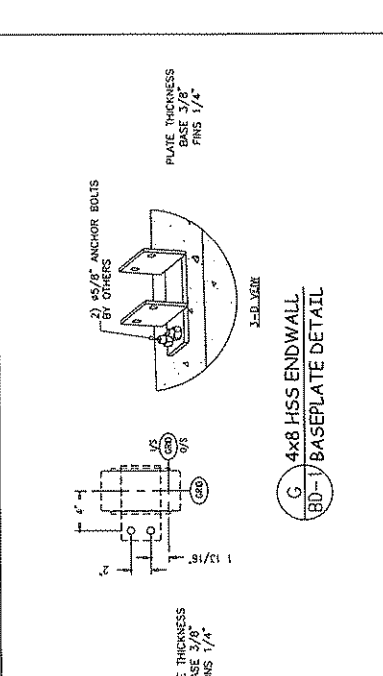
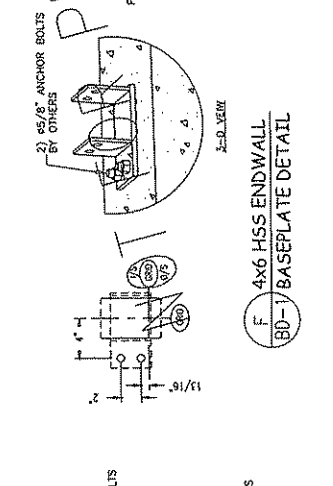
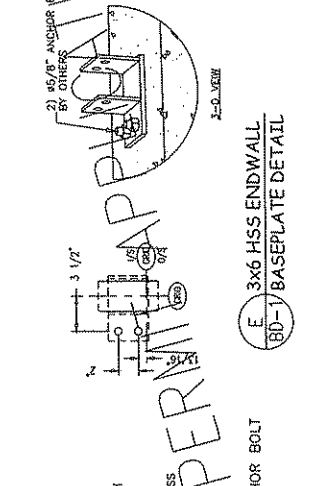
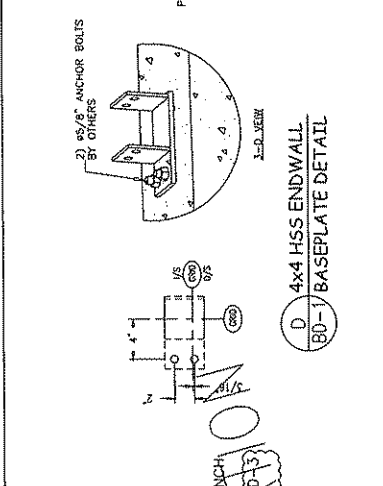
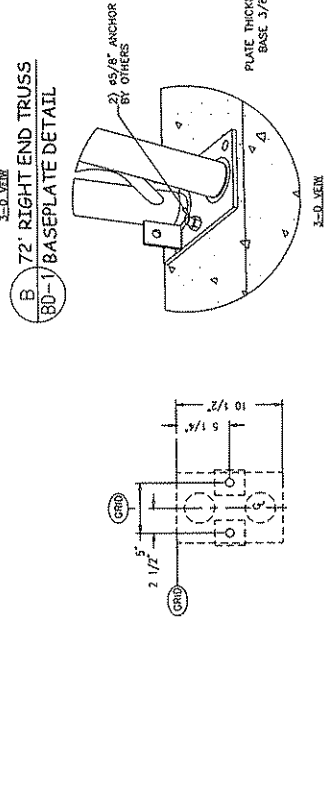
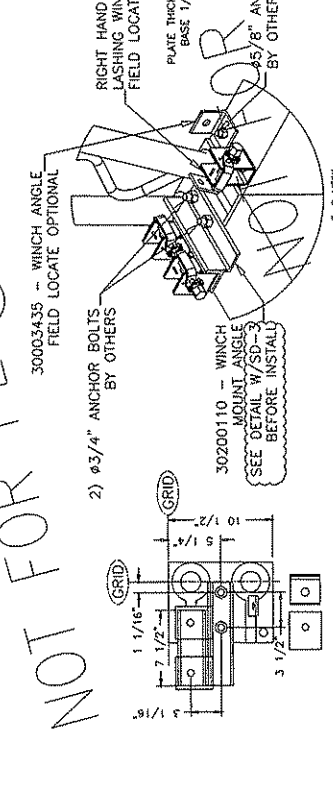
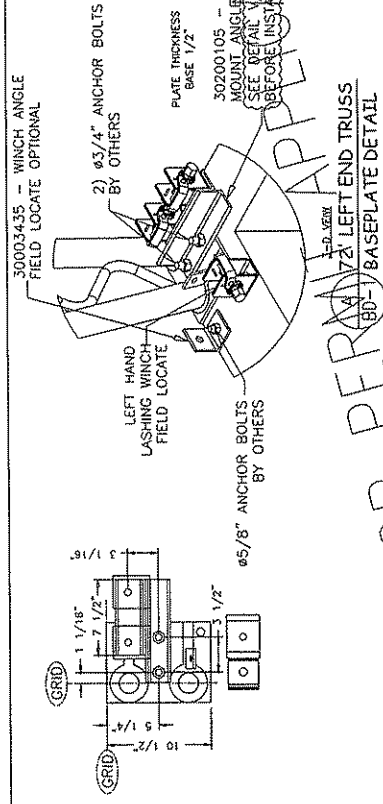
This drawing is property of Cover-Mil Building Systems, Inc. and the position expressed within content of Cover-Mil Building Systems Inc. is prohibited. This drawing is not to scale unless otherwise noted.

Item	Qty	Description	Weight
EC-1	2	3x6x3/16x256" HSS VERTICAL	228
EC-2	2	3x6x3/16x309" HSS VERTICAL	275
HZ-1	4	330S50 (2-1/2" x 14ga) + 32000050 (2-7/8" x 14ga)	29
H-1	1	3x6x216" DOOR HEADER	192
FT-1	2	2x3x14ga PASTERING TUBE CUT TO FIT	42
FT-2	2	2x3x14ga PASTERING TUBE CUT TO FIT	29



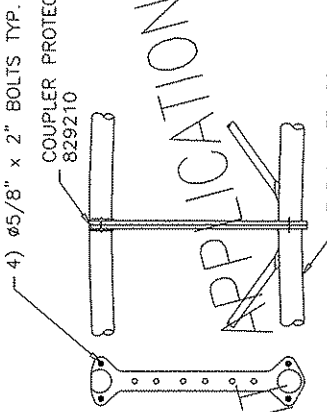
		DEALER R & T ENTERPRISES BRIDGEPORT, WV		CUSTOMER WOODR ELKINS, WV		PROJECT: SALT/SAW STORAGE ELKINS, WV	
3815 Wornestwin Road Salswood, SK, Canada S7P 1A4 Ph: 306.657.2888 Fax: 306.657.2717 Website: www.coverall.net		REVISED BY: DESCRIPTION DW 1 RELEASED 97 AUG 08		DRAWING TITLE: EXWALL 2		PROJECT ID: 33351	
CHECKER: DW		ORDER ID: 33351		DRAWING: EX-2		REV: 1	

This drawing is property of Cover-All Building Systems Inc. and shall remain the property of Cover-All Building Systems Inc. if it is printed, copied, or otherwise used. This drawing is not to scale unless otherwise noted.

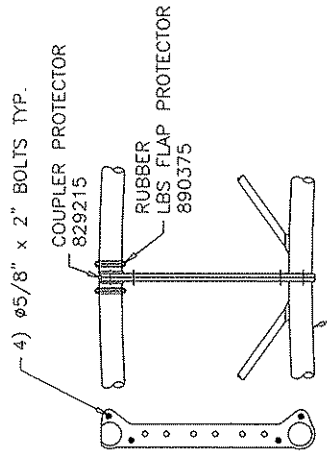


		DEALER: R & T ENTERPRISES BRIDGEPORT, WI		CUSTOMER: WYOM ELKINS, WY		PROJECT: SALT/AND STORAGE ELKINS, WY	
3815 Waukegan, Road Saskatoon, SK, Canada S7P 1A4 Ph: 306.657.2888 Fax: 306.657.2717 Website: www.coverall.net		REVISION BY: DESCRIPTION DW 1 RELEASED		DATE: 07 AUG 08		DRAWING TITLE: BASE PLATE DETAILS	
DETAILER: DWG REY		CHECKER: DW		PROJECT ID: 33951		ORDER ID:	
DW		DW		DWANING: 80-1		REV: 1	


NOT FOR PERMIT APPLICATION




A COMMON COUPLER
SD-1 CONNECTION DETAIL



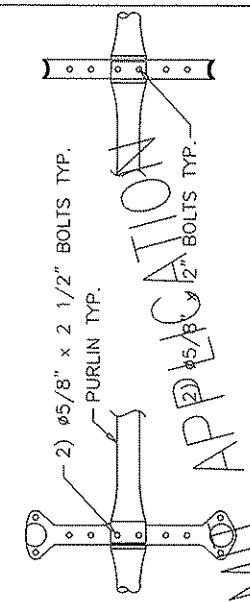
B END COUPLER
SD-1 CONNECTION DETAIL



E RIDGE PURLIN
SD-1 CONNECTION



F PURLIN CONNECTION
SD-1 AT BRACED BAY



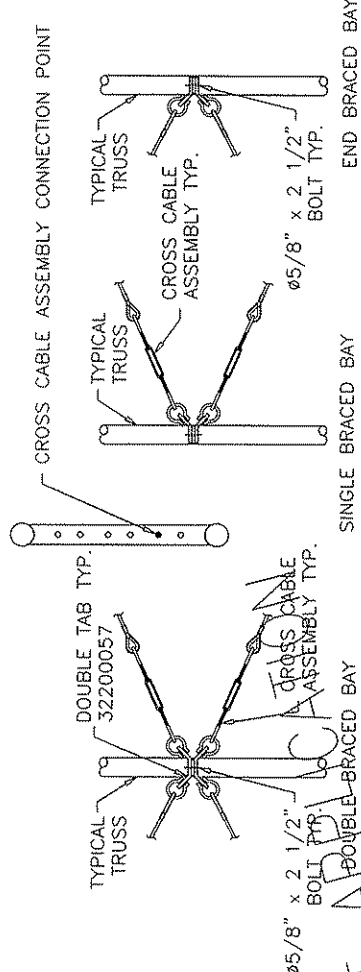
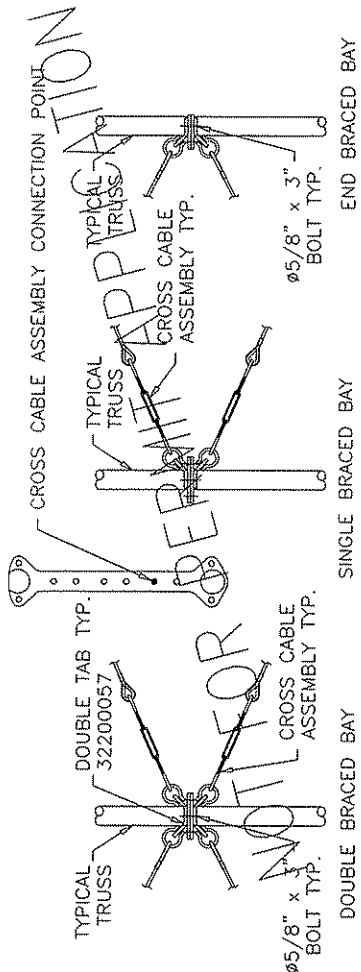


G PURLIN CONNECTION
SD-1 AT UNBRACED BAY

NOT FOR PERMIT APPLICATION

NOT FOR PERMIT APPLICATION

		DEALER R & T ENTERPRISES BRIDGEPORT, WV		CUSTOMER WYOM ELKINS, WV		PROJECT SALTSAND STORAGE ELKINS, WV	
3815 Wanuskevin Road Saskatoon, SK, Canada S7P 1A4 Ph: 306.657.2888 Fax: 306.657.2717 Website: www.covermate.net		DATE 07 AUG 99		DRAWING TITLE STANDARD DETAILS 1		ORDER # 3353	
DETAILER: DWG REV DW 1 RELEASED		REVISOR BY: DESCRIPTION		PROJECT # 3353		DRAWING # SD-1	
CHECKER: DW		DATE:		ORDER #:		REV: 1	



NOTE:
 -INSTALL ALL TURNBUCKLES AT ONE END FOR EASE OF INSTALLATION.
 -PURLINS REMOVED FOR CLARITY.

H CROSS CABLE AT COUPLER FOR PERMIT APPLICATION
 SD-2 CONNECTION

I CROSS CABLE AT MID TRUSS FOR PERMIT APPLICATION
 SD-2 CONNECTION


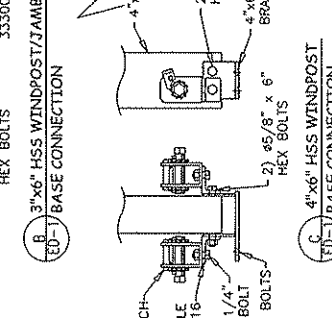
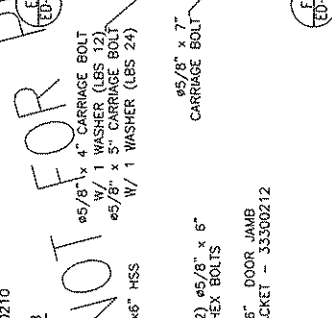
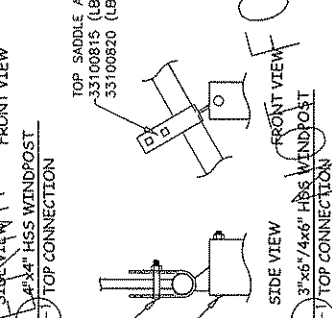
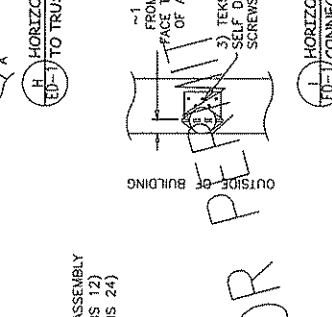
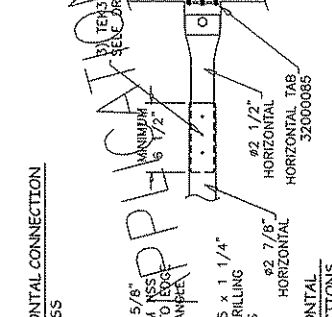

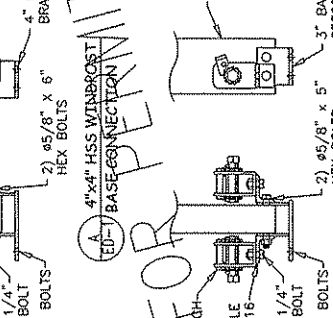
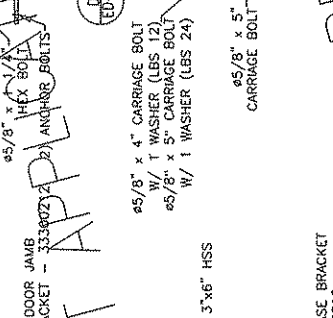
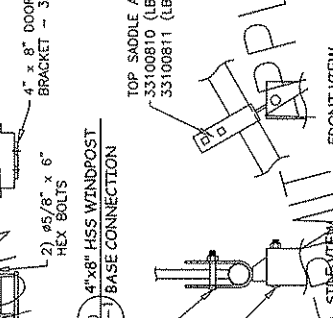
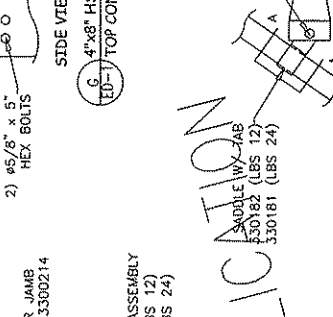
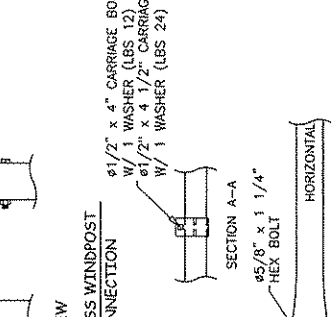

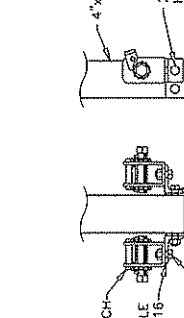

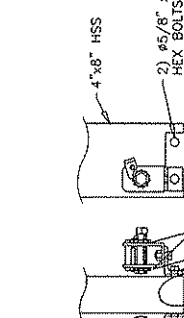
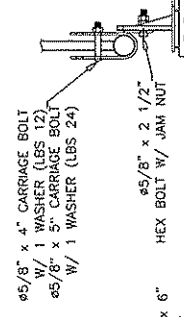
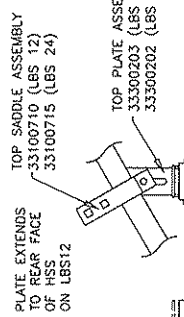
J CROSS CABLE AT END TRUSS FOR PERMIT APPLICATION
 SD-2 CONNECTION

K CROSS CABLE AT LEG FOR PERMIT APPLICATION
 SD-2 TRUSS CONNECTION

Material	3/8" X 2" FB
----------	--------------

		3815 Wonuskewin Road Saskatoon, SK, Canada S7P 1A4 Ph: 306.657.2888 Fax: 306.657.2717 Website: www.coverall.net		DEALER R & T ENTERPRISES BRIDGEVIEW, WY		CUSTOMER: WOOD ELKINS, WY		PROJECT: SAUTISAWO STORAGE ELKINS, WY	
DETAILER: DMC REV DW		REVISIONS 1 RELEASED		DATE 07 MAR 09		DRAWING TITLE: STANDARD DETAILS 2		ORDER ID: 32351	
CHECKER: DW		REVISIONS		PRODUCT ID: 32200057		DRAWING NO: SD-2		REV: 1	

This drawing is property of Cover-All Building Systems and its production is restricted to the project for which it was prepared. Any other use or reproduction without the consent of Cover-All Building Systems Inc. is prohibited. This drawing is not to scale unless otherwise noted.



Part no	Material	Part no	Material
33300216	L 2" x 3" x 3/8"	33100820	1/4" x 4" FB
33300212	3/8" x 4" FB // 1/4" x 3 1/2" FB	33100710	1/4" x 2" FB
33300210	3/8" x 4" FB // 1/4" x 3 1/2" FB	33100715	1/4" x 4" FB
330182	3/16" x 2" FB	33300203	1/4" x 4" FB // 1/2" PLATE
330181	3/16" x 2" FB	33300202	1/4" x 3 1/2" FB // 1/2" PLATE

COVER-ALL BUILDING SYSTEMS

1815 Waukesha Road
Saskatoon, SK Canada S7P 1A4
Ph: 306.657.2888 Fax: 306.657.2717
Website: www.coverall.net

REVISOR: DWG REV 1
DATE: 07 AUG 09

REVISIONS:

1 RELEASED

CHECKER: DW

DETAILED BY: DESCRIPTION

COVER-ALL BUILDING SYSTEMS

1815 Waukesha Road
Saskatoon, SK Canada S7P 1A4
Ph: 306.657.2888 Fax: 306.657.2717
Website: www.coverall.net

REVISOR: DWG REV 1
DATE: 07 AUG 09

REVISIONS:

1 RELEASED

CHECKER: DW

DETAILED BY: DESCRIPTION

COVER-ALL BUILDING SYSTEMS

1815 Waukesha Road
Saskatoon, SK Canada S7P 1A4
Ph: 306.657.2888 Fax: 306.657.2717
Website: www.coverall.net

REVISOR: DWG REV 1
DATE: 07 AUG 09

REVISIONS:

1 RELEASED

CHECKER: DW

DETAILED BY: DESCRIPTION

COVER-ALL BUILDING SYSTEMS

1815 Waukesha Road
Saskatoon, SK Canada S7P 1A4
Ph: 306.657.2888 Fax: 306.657.2717
Website: www.coverall.net

REVISOR: DWG REV 1
DATE: 07 AUG 09

REVISIONS:

1 RELEASED

CHECKER: DW

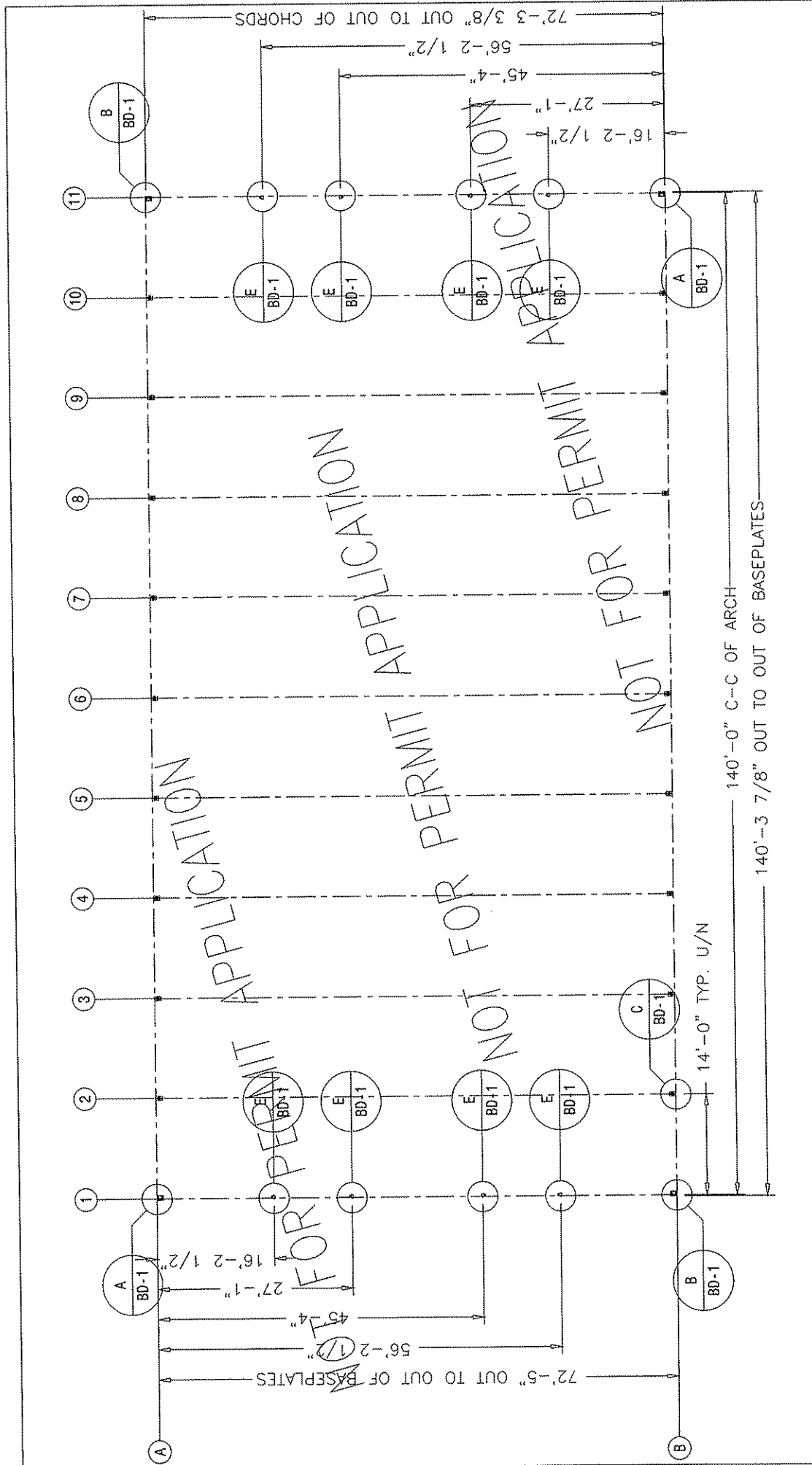
DETAILED BY: DESCRIPTION

NOT FOR PERMIT APPLICATION

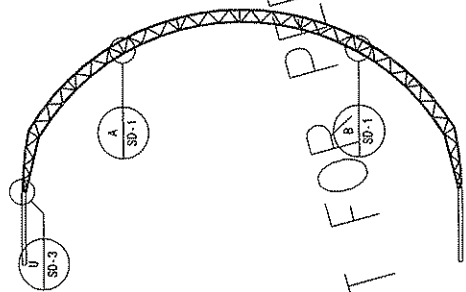

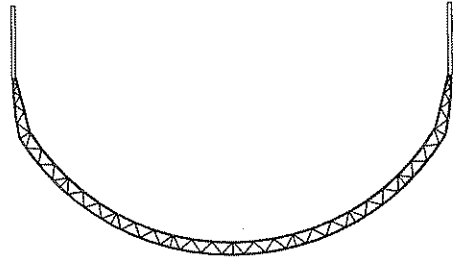
NOT FOR PERMIT APPLICATION

NOT FOR PERMIT APPLICATION

NOT FOR PERMIT APPLICATION



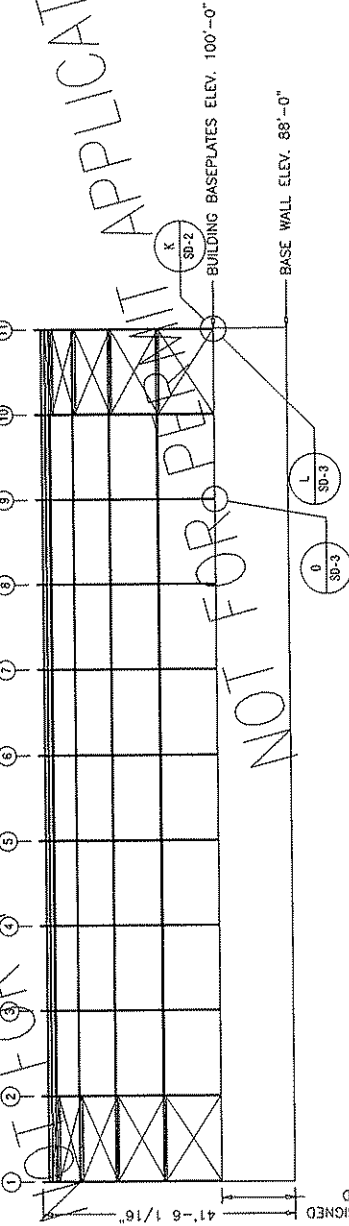
		DEALER A & T ENTERPRISES BRIDGEPORT, WV		CUSTOMER: WORK: SALT/AND STORAGE ELECINS, WV		PROJECT: PROJECT ID: 33882	
3815 Wonustekwin Road Shepscott, WV 26049 Phone: 306.657.2888 Website: www.covertek.net		REVISED BY: DESCRIPTION DW 1 RELEASED		DATE 07 APR 09		PROJECT TITLE: BASE PLATE LAYOUT	
DETAILER: DWG REV DW 1		CHECKER: DW		ORDER ID: 33882		REV: 1	



RIGHT ELEVATION


LEFT ELEVATION

72'-5"
14'-0" TYP. U/N
PLAN



ALL PURLINS ARE 2 7/8" x 14GA

12'-0" WALL DESIGNED AND SUPPLIED BY OTHERS



1815 Waukegan Road
Stevenson, IL 60447
Phone: 308.657.2888 Fax: 308.657.2717
Website: www.coverall.net

DEALER
R & T ENTERPRISES
SHOOPERT, WY

CUSTOMER
WOOD
ELECTRS, WY

PROJECT
SALT/ SAND STORAGE
ELECTRS, WY

DATE

07 AUG 08

REVISED BY: DESCRIPTION

DWG

1

RELEASED

DWG

CHECKER:

DWG

PROJECT ID: 33382

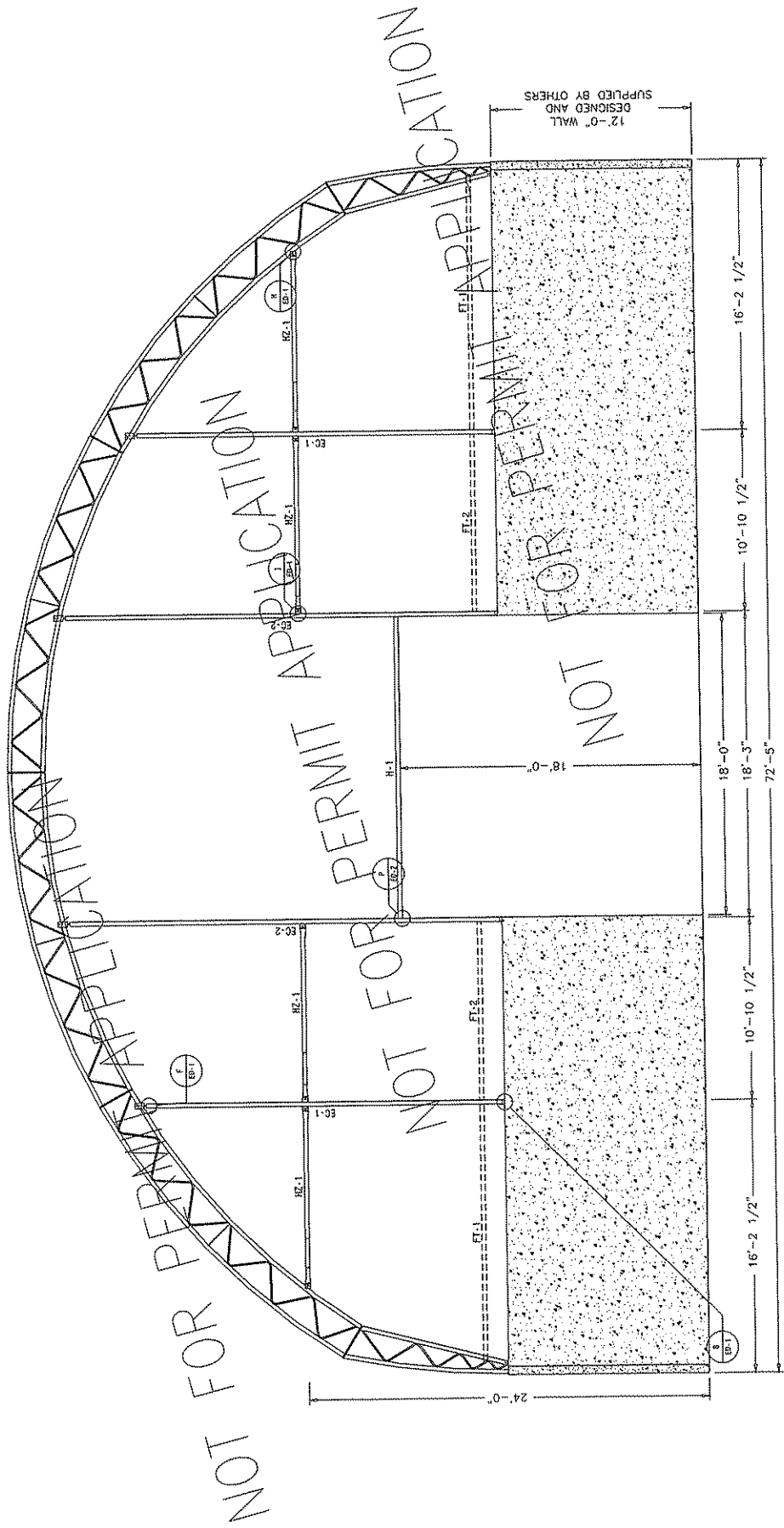
ORDER ID:

DRAWING TITLE: BRACING LAYOUT

FR-5

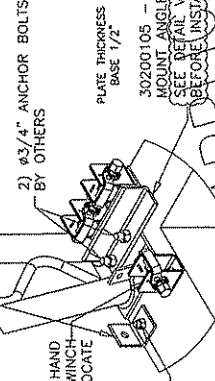
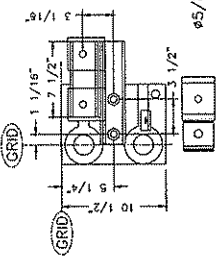
REV: 1

Item	Qty	Description	Weight
EC-1	2	3x6x3/16x236" HSS VERTICAL	228
EC-2	2	3x6x3/16x339" HSS VERTICAL	275
EC-3	4	3x6x5/8 (2-1/2" x 14ga) + 32000050 (2-7/8" x 14ga)	29
H-1	1	3x6x216" DOOR HEADER	192
FT-1	2	2x3x14ga FASTENING TUBE CUT TO FIT	42
FT-2	2	2x3x14ga FASTENING TUBE CUT TO FIT	29



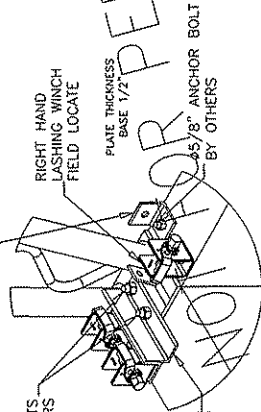
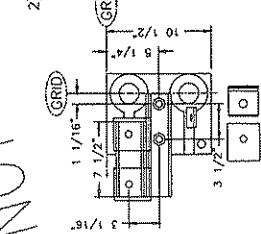
		3915 Wilmadsworth Road Saskatoon, SK Canada S7P 1A4 Ph: 306.657.2888 Fax: 306.657.2717 Website: www.coverall.net		DEALER R & T ENTERPRISES BRIDGEPORT, WI		CUSTOMER WOOD ELKINS, WI		PROJECTOR SALT/PAWD STORAGE ELKINS, WI	
DETAILER: DWG REV DW 1	REVISIONS BY: DESCRIPTION RELEASED 07 AUG 09	DATE 07 AUG 09	DRAWING TITLE: ENDWALL 1			PROJECT ID: 33342	ORDER ID: BR-1	DRAWING: BR-1	REV: 1

30003435 - WINCH ANGLE
FIELD LOCATE OPTIONAL

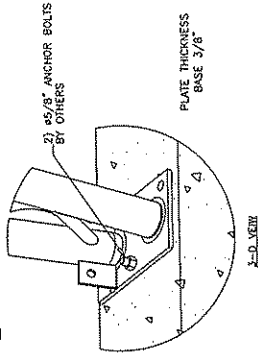


A 72' LEFT END TRUSS
BD-1 BASEPLATE DETAIL

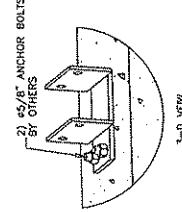
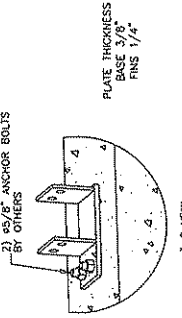
30003435 - WINCH ANGLE
FIELD LOCATE OPTIONAL



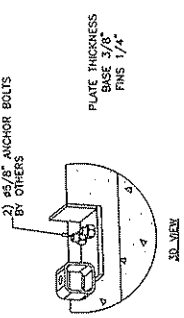
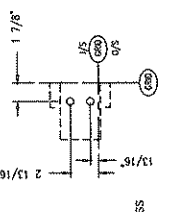
B 72' RIGHT END TRUSS
BD-1 BASEPLATE DETAIL



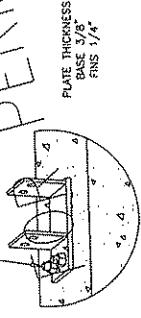
C 72' COMMON TRUSS
BD-1 BASEPLATE DETAIL



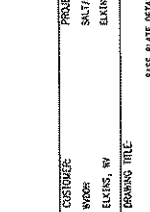

D 4x4 HSS ENDWALL
BD-1 BASEPLATE DETAIL



C 4x8 HSS ENDWALL
BD-1 BASEPLATE DETAIL



E 3x6 HSS ENDWALL
BD-1 BASEPLATE DETAIL



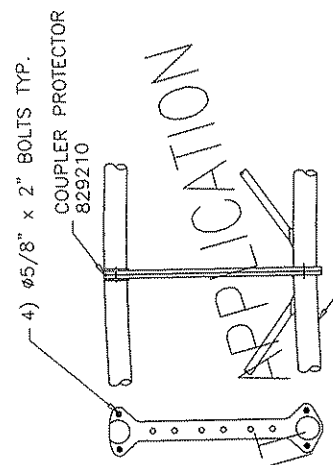
F 4x6 HSS ENDWALL
BD-1 BASEPLATE DETAIL

H C-CHANNEL ENDWALL
BD-1 BASEPLATE DETAIL

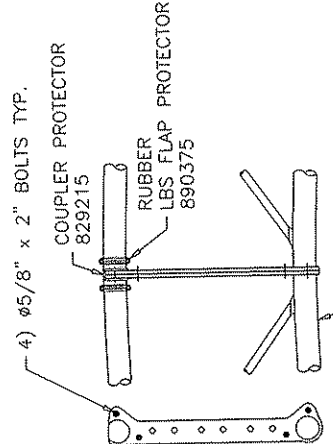
NOT FOR PERMIT APPLICATION

		3315 Winoosquin Road Saco, NH 03088 Ph: 306.657.2888 Fax: 306.657.2717 Website: www.coverall.net		DRAYER S & T ENTERPRISES SHAWMUT, NH	CUSTOMER WOODS ELKINS, NH	PROJECT: SALT/TAHO STORAGE ELKINS, NH
DETAILER: DHC REV DW	REVISIONS 07 AUG 09 RELEASED	REVISED BY: DESCRIPTION DATE 07 AUG 09	DRAWING TITLE BASE PLATE DETAILS	PROJECT ID: 33332	ORDER ID:	DRAWING: 80-1
CHECKER: DW						REV: 1

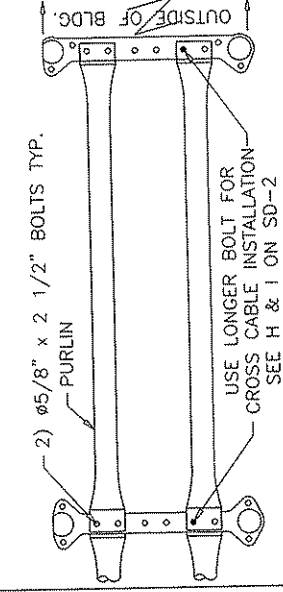
This drawing is not to scale unless otherwise noted.




A COMMON COUPLER
SD-1 CONNECTION DETAIL



B END COUPLER
SD-1 CONNECTION DETAIL



E RIDGE PURLIN
SD-1 CONNECTION



F PURLIN CONNECTION
SD-1 AT BRACED BAY



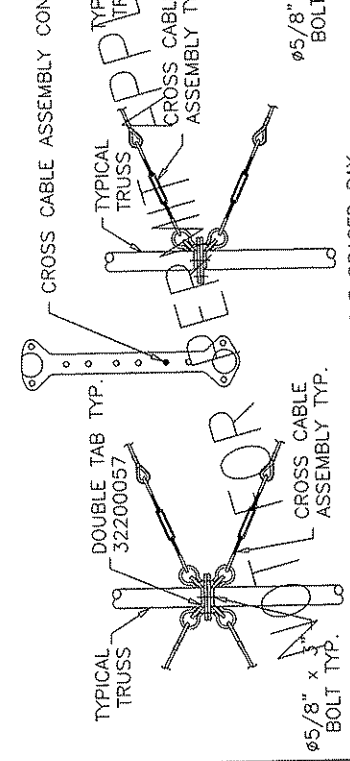
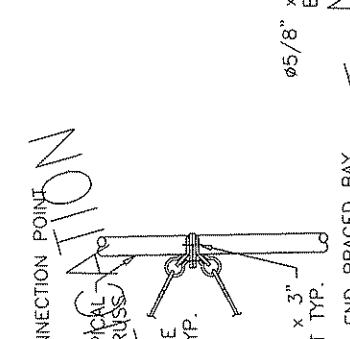
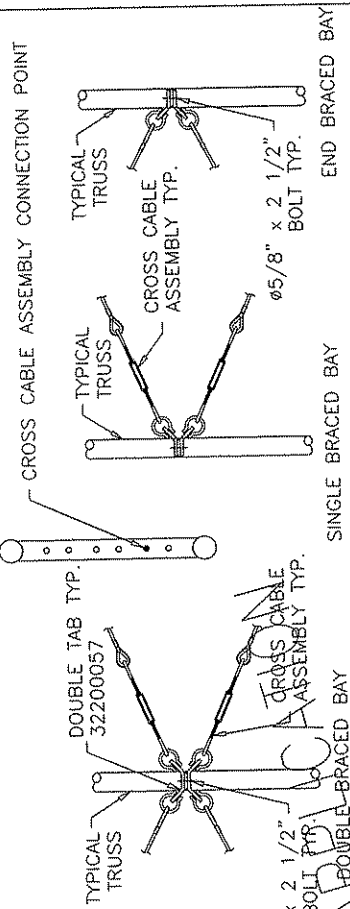
G PURLIN CONNECTION
SD-1 AT UNBRACED BAY

NOT FOR PERMIT APPLICATION

NOT FOR PERMIT APPLICATION

APPLICATION

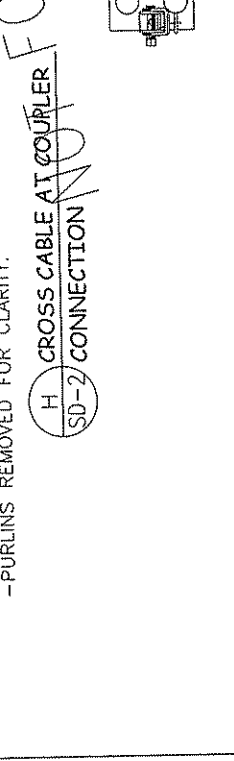


		3815 Waukegan Road Saskatoon, SK, Canada S7P 1A4 Ph: 306.657.2888 Fax: 306.657.2717 Website: www.coverall.net		3815 Waukegan Road Saskatoon, SK, Canada S7P 1A4 Ph: 306.657.2888 Fax: 306.657.2717 Website: www.coverall.net	3815 Waukegan Road Saskatoon, SK, Canada S7P 1A4 Ph: 306.657.2888 Fax: 306.657.2717 Website: www.coverall.net	3815 Waukegan Road Saskatoon, SK, Canada S7P 1A4 Ph: 306.657.2888 Fax: 306.657.2717 Website: www.coverall.net
DETAILER: DWG REV DW 1	RELEASED 07 AUG 09	REVISED BY: DESCRIPTION	DATE 07 AUG 09	SOLE R & T ENTERPRISES REDDEPORT, WY	CUSTOMER MOON ELKINS, WY	PROJECT SALT/STNO STORAGE ELKINS, WY
CHECKER: DW	1	1	07 AUG 09	PROJECT ID: 33382	DRAWING: 59-1	REV: 1



NOTE:
 -INSTALL ALL TURNBUCKLES AT ONE END FOR EASE OF INSTALLATION.
 -PURLINS REMOVED FOR CLARITY.

NOTE:
 -INSTALL ALL TURNBUCKLES AT ONE END FOR EASE OF INSTALLATION.
 -PURLINS REMOVED FOR CLARITY.

NOTE:
 -INSTALL ALL TURNBUCKLES AT ONE END FOR EASE OF INSTALLATION.
 -PURLINS REMOVED FOR CLARITY.



Material
 3/8" X 2" FB

H CROSS CABLE AT MID TRUSS
 SD-2 CONNECTION

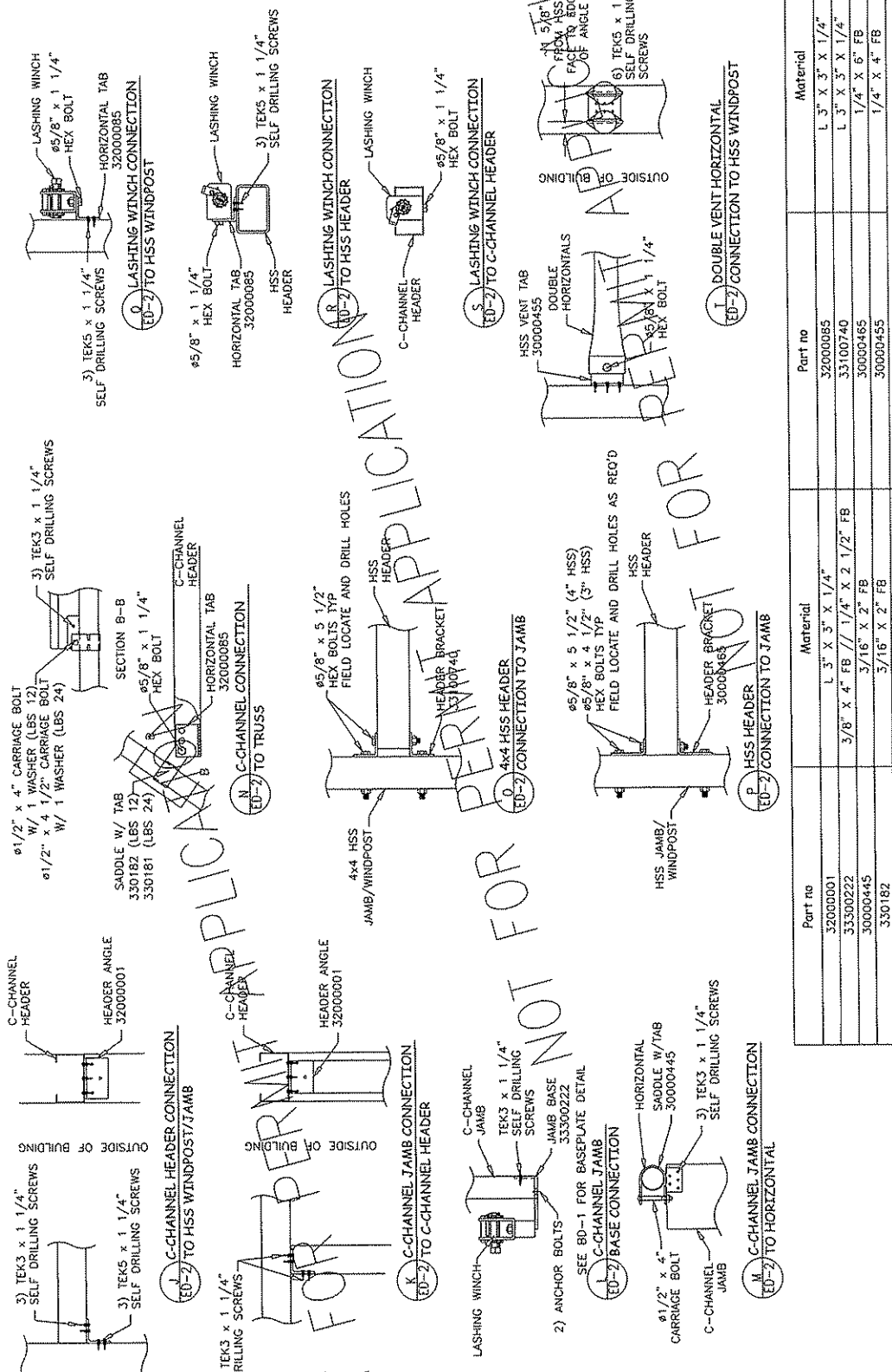
K CROSS CABLE AT LEG
 SD-2 TRUSS CONNECTION

J CROSS CABLE AT END TRUSS
 SD-2 CONNECTION

I CROSS CABLE AT END TRUSS
 SD-2 CONNECTION

FOR PERMIT APPLICATION

		3815 Wonuskewin Road Saskatoon, SK, Canada S7P 1A4 Ph. 306.657.2888 Fax. 306.657.2717 Website: www.coverall.net		DEALER R I T ENTERPRISES BRIDGEPORT, NY		CUSTOMER INROK ELKINS, NY		PROJECT: SALT/STAG STORAGE ELKINS, NY	
DETAILER: DWG. REV DW	RELEASED 1	REVISIONS BY: DESCRIPTION DATE 07 AUG 09	ORDERING TITLE 33382		ORDER ID: 33382		PROJECT ID: 33382		REV: 1



NOT FOR APPLICATION

NOT FOR PERMIT

Part no	Material	Part no	Material
32000001	L 3" X 3" X 1/4"	32000085	L 3" X 3" X 1/4"
33300222	3/8" X 4" FB // 1/4" X 2 1/2" FB	33100740	L 3" X 3" X 1/4"
30000445	3/16" X 2" FB	30000465	1/4" X 6" FB
330182	3/16" X 2" FB	30000455	1/4" X 4" FB
330181	3/16" X 2" FB		

GOVER-ALL BUILDING SYSTEMS

3815 Waukesha Road
Saskatoon, SK, Canada S7P 1A4
Ph: 306.657.2888 Fax: 306.657.2717
Website: www.coverall.net

DETAILER: DW
DW 1
DW 1
DW 1

REVISIONS BY: DESCRIPTION
DATE
07 AUG 09

CHECKER: DW

DEALER
R & T ENTERPRISES
SASKATOON, SK
SASKATOON, SK

CUSTOMER
SALTY AND STORME
ELKHUS, SK

PROJECT TITLE
EXHIBIT DETAILS 2

PROJECT ID: 35882
ORDER ID: ED-2
DRAWING: ED-2
REV: 1

This drawing is property of Cover-All Building Systems Inc. and reproduction expressed or implied without consent of Cover-All Building Systems Inc. is prohibited. This drawing is not to scale unless otherwise noted.