



State of West Virginia
 Department of Administration
 Purchasing Division
 2019 Washington Street East
 Post Office Box 50130
 Charleston, WV 25305-0130

Request for Quotation

RFQ NUMBER
DNR209155

PAGE
1

ADDRESS CORRESPONDENCE TO ATTENTION OF:
**FRANK WHITTAKER
 304-558-2316**

RFQ COPY

TYPE NAME/ADDRESS HERE

**SOUTHERN PLAYGROUND
 500 CENTRAL DRIVE
 VIRGINIA BEACH, VA 23454**

**DIVISION OF NATURAL RESOURCES
 WATTERS SMITH MEM'L STATE PARK
 ATTN: PARK SUPERINTENDENT
 POST OFFICE BOX 296
 LOST CREEK, WV
 26385 745-3081**

DATE PRINTED 05/20/2009	TERMS OF SALE	SHIP VIA	F.O.B.	FREIGHT TERMS
-----------------------------------	---------------	----------	--------	---------------

BID OPENING DATE: **06/18/2009** BID OPENING TIME **01:30PM**

LINE	QUANTITY	UOP	CAT NO	ITEM NUMBER	UNIT PRICE	AMOUNT
0001	1	LS		650-38	39 594.00	39 594.00
<p>PLAYGROUND EQUIPMENT</p> <p><i>THIRTY NINE THOUSAND FIVE HUNDRED NINETY FOUR.</i></p> <p>THE WEST VIRGINIA PURCHASING DIVISION, FOR THE AGENCY, THE WEST VIRGINIA DIVISION OF NATURAL RESOURCES IS SOLICITING BIDS FOR PLAYGROUND EQUIPMENT FOR WATTERS SMITH MEMORIAL STATE PARK PER THE ATTACHED SPECIFICATIONS.</p> <p>A MANDATORY PRE-BID WILL BE HELD 06/02/09 AT 10:00 AM AT THE PARK HEADQUARTERS. FAILURE TO ATTEND THE MANDATORY PRE-BID MEETING WILL RESULT IN BID DISQUALIFICATION. AN INDIVIDUAL MAY NOT REPRESENT MORE THAN ONE VENDOR AT THE MANDATORY PRE-BID MEETING.</p> <p>TECHNICAL QUESTIONS MUST BE SUBMITTED IN WRITING TO FRANK WHITTAKER IN THE PURCHASING DIVISION VIA FAX AT 304-558-4115 OR VIA EMAIL AT FRANK.M.WHITTAKER@WV.GOV. DEADLINE FOR TECHNICAL QUESTIONS IS 06/04/09 AT 3:00 PM ALL TECHNICAL QUESTIONS WILL BE ADDRESSED BY ADDENDUM AFTER THE DEADLINE.</p> <p>BANKRUPTCY: IN THE EVENT THE VENDOR/CONTRACTOR FILES FOR BANKRUPTCY PROTECTION, THE STATE MAY DEEM THE CONTRACT NULL AND VOID, AND TERMINATE SUCH CONTRACT WITHOUT FURTHER ORDER.</p> <p>THE MODEL/BRAND/SPECIFICATIONS NAMED HEREIN ESTABLISH THE ACCEPTABLE LEVEL OF QUALITY ONLY AND ARE NOT INTENDED TO REFLECT A PREFERENCE OR FAVOR ANY PARTICULAR BRAND OR VENDOR. VENDORS WHO ARE BIDDING</p>						

RECEIVED
 2009 JUN 18 AM 10:59
 WV PURCHASING DIVISION

SEE REVERSE SIDE FOR TERMS AND CONDITIONS

SIGNATURE *Frank Whittaker* TELEPHONE **304-558-0057** DATE **6-17-2009**

TITLE **PRESIDENT** FEIN **54-018520** ADDRESS CHANGES TO BE NOTED ABOVE

WHEN RESPONDING TO RFQ, INSERT NAME AND ADDRESS IN SPACE ABOVE LABELED 'VENDOR'



State of West Virginia
 Department of Administration
 Purchasing Division
 2019 Washington Street East
 Post Office Box 50130
 Charleston, WV 25305-0130

Request for Quotation

RFQ NUMBER
DNR209155

PAGE
2

ADDRESS CORRESPONDENCE TO ATTENTION OF:
FRANK WHITTAKER
304-558-2316

RFQ COPY
 TYPE NAME/ADDRESS HERE

RFQ COPY

SHIP TO

DIVISION OF NATURAL RESOURCES
 WATTERS SMITH MEM'L STATE PARK
 ATTN: PARK SUPERINTENDENT
 POST OFFICE BOX 296
 LOST CREEK, WV
 26385 745-3081

DATE PRINTED	TERMS OF SALE	SHIP VIA	FOB	FREIGHT TERMS
05/20/2009				

BID OPENING DATE: **06/18/2009** BID OPENING TIME **01:30PM**

LINE	QUANTITY	UOP	CAT NO	ITEM NUMBER	UNIT PRICE	AMOUNT
<p>ALTERNATES SHOULD SO STATE AND INCLUDE PERTINENT LITERATURE AND SPECIFICATIONS. FAILURE TO PROVIDE INFORMATION FOR ANY ALTERNATES MAY BE GROUNDS FOR REJECTION OF THE BID. THE STATE RESERVES THE RIGHT TO WAIVE MINOR IRREGULARITIES IN BIDS OR SPECIFICATIONS IN ACCORDANCE WITH SECTION 148-1-4(F) OF THE WEST VIRGINIA LEGISLATIVE RULES AND REGULATIONS.</p> <p style="text-align: center;">NOTICE</p> <p>A SIGNED BID MUST BE SUBMITTED TO:</p> <p style="text-align: center;">DEPARTMENT OF ADMINISTRATION PURCHASING DIVISION BUILDING 15 2019 WASHINGTON STREET, EAST CHARLESTON, WV 25305-0130</p> <p>THE BID SHOULD CONTAIN THIS INFORMATION ON THE FACE OF THE ENVELOPE OR THE BID MAY NOT BE CONSIDERED:</p> <p>SEALED BID</p> <p>BUYER: 44</p> <p>RFQ. NO.: DNR209155</p> <p>BID OPENING DATE: 06/18/09</p> <p>BID OPENING TIME: 1:30 PM</p>						

SEE REVERSE SIDE FOR TERMS AND CONDITIONS

SIGNATURE <i>Andrew</i>	TELEPHONE 757 431 0087	DATE 6-17-2009
TITLE PRESIDENT	FEIN 54-0983230	ADDRESS CHANGES TO BE NOTED ABOVE

WHEN RESPONDING TO RFQ, INSERT NAME AND ADDRESS IN SPACE ABOVE LABELED 'VENDOR'



State of West Virginia
 Department of Administration
 Purchasing Division
 2019 Washington Street East
 Post Office Box 50130
 Charleston, WV 25305-0130

Request for Quotation

RFQ NUMBER
DNR209155

PAGE
3

ADDRESS CORRESPONDENCE TO ATTENTION OF:
FRANK WHITTAKER
304-558-2316

RFQ COPY
 TYPE NAME/ADDRESS HERE

VENDOR

SHIP TO

DIVISION OF NATURAL RESOURCES
WATTERS SMITH MEM'L STATE PARK
ATTN: PARK SUPERINTENDENT
POST OFFICE BOX 296
LOST CREEK, WV
26385 745-3081

DATE PRINTED 05/20/2009	TERMS OF SALE	SHIP VIA	F.O.B.	FREIGHT TERMS
BID OPENING DATE: 06/18/2009 BID OPENING TIME 01:30PM				

LINE	QUANTITY	UOP	CAT. NO.	ITEM NUMBER	UNIT PRICE	AMOUNT
PLEASE PROVIDE A FAX NUMBER IN CASE IT IS NECESSARY TO CONTACT YOU REGARDING YOUR BID: ----- 757 431 0036 ----- CONTACT PERSON (PLEASE PRINT CLEARLY): ----- SCOTT DuBOIS ----- ***** THIS IS THE END OF RFQ DNR209155 ***** TOTAL: _____						

SEE REVERSE SIDE FOR TERMS AND CONDITIONS

SIGNATURE <i>Scott DuBois</i>	TELEPHONE 757 431 0037	DATE 6-17-2009
TITLE PRESIDENT	FEIN 54-0983280	ADDRESS CHANGES TO BE NOTED ABOVE

WHEN RESPONDING TO RFQ, INSERT NAME AND ADDRESS IN SPACE ABOVE LABELED 'VENDOR'

STATE OF WEST VIRGINIA
Purchasing Division

PURCHASING AFFIDAVIT

VENDOR OWING A DEBT TO THE STATE:

West Virginia Code §5A-3-10a provides that: No contract or renewal of any contract may be awarded by the state or any of its political subdivisions to any vendor or prospective vendor when the vendor or prospective vendor or a related party to the vendor or prospective vendor is a debtor and the debt owed is an amount greater than one thousand dollars in the aggregate.

PUBLIC IMPROVEMENT CONTRACTS & DRUG-FREE WORKPLACE ACT:

If this is a solicitation for a public improvement construction contract, the vendor, by its signature below, affirms that it has a written plan for a drug-free workplace policy in compliance with Article 1D, Chapter 21 of the *West Virginia Code*. The vendor **must** make said affirmation with its bid submission. Further, public improvement construction contract may not be awarded to a vendor who does not have a written plan for a drug-free workplace policy in compliance with Article 1D, Chapter 21 of the *West Virginia Code* and who has not submitted that plan to the appropriate contracting authority in timely fashion. For a vendor who is a subcontractor, compliance with Section 5, Article 1D, Chapter 21 of the *West Virginia Code* may take place before their work on the public improvement is begun.

ANTITRUST:

In submitting a bid to any agency for the state of West Virginia, the bidder offers and agrees that if the bid is accepted the bidder will convey, sell, assign or transfer to the state of West Virginia all rights, title and interest in and to all causes of action it may now or hereafter acquire under the antitrust laws of the United States and the state of West Virginia for price fixing and/or unreasonable restraints of trade relating to the particular commodities or services purchased or acquired by the state of West Virginia. Such assignment shall be made and become effective at the time the purchasing agency tenders the initial payment to the bidder.

I certify that this bid is made without prior understanding, agreement, or connection with any corporation, firm, limited liability company, partnership or person or entity submitting a bid for the same materials, supplies, equipment or services and is in all respects fair and without collusion or fraud. I further certify that I am authorized to sign the certification on behalf of the bidder or this bid.

LICENSING:

Vendors must be licensed and in good standing in accordance with any and all state and local laws and requirements by any state or local agency of West Virginia, including, but not limited to, the West Virginia Secretary of State's Office, the West Virginia Tax Department, West Virginia Insurance Commission, or any other state agencies or political subdivision. Furthermore, the vendor must provide all necessary releases to obtain information to enable the Director or spending unit to verify that the vendor is licensed and in good standing with the above entities.

CONFIDENTIALITY:

The vendor agrees that he or she will not disclose to anyone, directly or indirectly, any such personally identifiable information or other confidential information gained from the agency, unless the individual who is the subject of the information consents to the disclosure in writing or the disclosure is made pursuant to the agency's policies, procedures and rules. Vendor further agrees to comply with the Confidentiality Policies and Information Security Accountability Requirements, set forth in <http://www.state.wv.us/admin/purchase/privacy/noticeConfidentiality.pdf>.

Under penalty of law for false swearing (*West Virginia Code* §61-5-3), it is hereby certified that the vendor affirms and acknowledges the information in this affidavit and is in compliance with the requirements as stated.

Vendor's Name: Southern LAY GROUP
Authorized Signature: [Signature] Date: 6-17-2009

State of West Virginia VENDOR PREFERENCE CERTIFICATE

Certification and application* is hereby made for Preference in accordance with *West Virginia Code*, §5A-3-37. (Does not apply to construction contracts). *West Virginia Code*, §5A-3-37, provides an opportunity for qualifying vendors to request (at the time of bid) preference for their residency status. Such preference is an evaluation method only and will be applied only to the cost bid in accordance with the *West Virginia Code*. This certificate for application is to be used to request such preference. The Purchasing Division will make the determination of the Resident Vendor Preference, if applicable.

1. **Application is made for 2.5% resident vendor preference for the reason checked:**

- Bidder is an individual resident vendor and has resided continuously in West Virginia for four (4) years immediately preceding the date of this certification; or,
- Bidder is a partnership, association or corporation resident vendor and has maintained its headquarters or principal place of business continuously in West Virginia for four (4) years immediately preceding the date of this certification; or 80% of the ownership interest of Bidder is held by another individual, partnership, association or corporation resident vendor who has maintained its headquarters or principal place of business continuously in West Virginia for four (4) years immediately preceding the date of this certification; or,
- Bidder is a nonresident vendor which has an affiliate or subsidiary which employs a minimum of one hundred state residents and which has maintained its headquarters or principal place of business within West Virginia continuously for the four (4) years immediately preceding the date of this certification; or,

2. **Application is made for 2.5% resident vendor preference for the reason checked:**

- Bidder is a resident vendor who certifies that, during the life of the contract, on average at least 75% of the employees working on the project being bid are residents of West Virginia who have resided in the state continuously for the two years immediately preceding submission of this bid; or,

3. **Application is made for 2.5% resident vendor preference for the reason checked:**

- Bidder is a nonresident vendor employing a minimum of one hundred state residents or is a nonresident vendor with an affiliate or subsidiary which maintains its headquarters or principal place of business within West Virginia employing a minimum of one hundred state residents who certifies that, during the life of the contract, on average at least 75% of the employees or Bidder's affiliate's or subsidiary's employees are residents of West Virginia who have resided in the state continuously for the two years immediately preceding submission of this bid; or,

4. **Application is made for 5% resident vendor preference for the reason checked:**

- Bidder meets either the requirement of both subdivisions (1) and (2) or subdivision (1) and (3) as stated above; or,

5. **Application is made for 3.5% resident vendor preference who is a veteran for the reason checked:**

- Bidder is an individual resident vendor who is a veteran of the United States armed forces, the reserves or the National Guard and has resided in West Virginia continuously for the four years immediately preceding the date on which the bid is submitted; or,

6. **Application is made for 3.5% resident vendor preference who is a veteran for the reason checked:**

- Bidder is a resident vendor who is a veteran of the United States armed forces, the reserves or the National Guard, if, for purposes of producing or distributing the commodities or completing the project which is the subject of the vendor's bid and continuously over the entire term of the project, on average at least seventy-five percent of the vendor's employees are residents of West Virginia who have resided in the state continuously for the two immediately preceding years.

Bidder understands if the Secretary of Revenue determines that a Bidder receiving preference has failed to continue to meet the requirements for such preference, the Secretary may order the Director of Purchasing to: (a) reject the bid; or (b) assess a penalty against such Bidder in an amount not to exceed 5% of the bid amount and that such penalty will be paid to the contracting agency or deducted from any unpaid balance on the contract or purchase order.

By submission of this certificate, Bidder agrees to disclose any reasonably requested information to the Purchasing Division and authorizes the Department of Revenue to disclose to the Director of Purchasing appropriate information verifying that Bidder has paid the required business taxes, provided that such information does not contain the amounts of taxes paid nor any other information deemed by the Tax Commissioner to be confidential.

Under penalty of law for false swearing (*West Virginia Code*, §61-5-3), Bidder hereby certifies that this certificate is true and accurate in all respects; and that if a contract is issued to Bidder and if anything contained within this certificate changes during the term of the contract, Bidder will notify the Purchasing Division in writing immediately.

Bidder: N/A Signed: [Signature]
 Date: _____ Title: _____

*Check any combination of preference consideration(s) indicated above, which you are entitled to receive.

WVDNR209155
Watters Smith State Park
PLAYGROUND EQUIPMENT SHEET

P11

Please complete the below information concerning the brand(s) of equipment being bid in relation to this project. If bidding, or equal." brands, please attach manufacturer's literature documenting that it meets the mandatory requirements stated in the specifications. Vendors should note the areas of the provided manufacturer's literature that adheres to the mandatory requirements outlined in the Request For Quotation.

GT
1834

Item No	Equipment	Manufacturer	Model
1	AREA 1- ACTIVITIES BUILDING AREA , PrimeTime mix it up play structure, Item #G11813, or equal. Structure must include the following components:	<i>PLAY + PARK STRUCTURES</i>	<i>EQUIP LIST ATTACHED</i>
2	AREA 1- ACTIVITIES BUILDING AREA , One (1) PrimeTime driver's enclosure panel, Item #18391, or equal.		
3	AREA 1- ACTIVITIES BUILDING AREA , One (1) PrimeTime toad stool climber, Item #12239, or equal.		
4	AREA 1- ACTIVITIES BUILDING AREA , One (1) PrimeTime triangle transfer platform, Item #18337, or equal.		
5	Area 1 - ACTIVITIES BUILDING AREA , One (1) PrimeTime square stepped deck, or equal.		

WVDNR209155
Watters Smith State Park
PLAYGROUND EQUIPMENT SHEET

Item No	Equipment	Manufacturer	Model
6	Area 1 - ACTIVITIES BUILDING AREA, One (1) PrimeTime gizmo single panel, Item #12964, or equal. Panel must include a click wheel gizmo, Item #4839, or equal.		
7	Area 1 - ACTIVITIES BUILDING AREA, One (1) PrimeTime nature panel, Item #12429, or equal.		
8	Area 1 - ACTIVITIES BUILDING AREA One (1) PrimeTime rumble and roll zip slide, Item #18389, or equal.		
9	Area 1 - ACTIVITIES BUILDING AREA, One (1) PrimeTime stepped platform, Item #18259, or equal.		
10	Area 1 - ACTIVITIES BUILDING AREA, One (1) PrimeTime giant wave climber, Item #18383, or equal.		
11	Area 1 - ACTIVITIES BUILDING AREA One (1) PrimeTime slate roof, Item #18672, or equal.		
12	Area 1 - ACTIVITIES BUILDING AREA, One (1) PrimeTime F5 spiral slide with hood, Item #18316, or equal.		

WVDNR209155
Watters Smith State Park
PLAYGROUND EQUIPMENT SHEET

P13

Item No	Equipment	Manufacturer	Model
13	Area 1 - ACTIVITIES BUILDING AREA, One (1) PrimeTime rock wall climber, Item #12922, or equal.		
14	Area 1 - ACTIVITIES BUILDING AREA, One (1) PrimeTime rectangle deck, or equal.		
15	Area 1 - ACTIVITIES BUILDING AREA, One (1) PrimeTime square deck, or equal.		
16	Area 1 - ACTIVITIES BUILDING AREA, One (1) PrimeTime Model 12583 Swing Frame, 3 1/2" OD, or equal.	PLAY N PARK STRUCTURES	67558 (PG 115)
17	Area 1- Activities Building Area, One (1) PrimeTime add-a-bay swing, Item #12584, or equal.	"	67620 (PG 115)
18	Area 1- Activities Building Area, Two (2) PrimeTime Model 8696 3 1/2" OD Enclosed Tot Seat with two (2) Galv Chains, or equal.	"	67583 (PG 117)
19	Area 1- Activities Building Area, Two (2) PrimeTime Item #8906 3 1/2" Super Seats with two (2) Galv Chains, or equal.	"	67587 (PG 117)

WVDNR209155
Watters Smith State Park
PLAYGROUND EQUIPMENT SHEET

P14

Item No	Equipment	Manufacturer	Model
20	AREA 2-PIONEER PICNIC AREA, PrimeTime playground structure Model #RDU PrimeTime Modular unit, or equal. The structure must include the following components:	PLAY N PARK STRUCTURES	EQUIPMENT LIST ATTACHED
21	Area 2- PIONEER PICNIC AREA, One (1) PrimeTime Item #12004 Tic-Tac-Toe Panel, or equal.		
22	Area 2 -PIONEER PICNIC AREA, PrimeTime Model G12023 3 1/2" Uprt Ass'Y Galv 8', or equal.		
23	Area 2- PIONEER PICNIC AREA, PrimeTime Model G12024 3 1/2" Uprt Ass'Y Galv 9', or equal.		
24	Area 2 -PIONEER PICNIC AREA, PrimeTime Model G12026 3 1/2" Uprt Ass'Y Galv 11', or equal.		
25	Area 2- PIONEER PICNIC AREA, PrimeTime Model G12027 3 1/2" Uprt Ass'Y Galv 12', or equal.		
26	Area 2- PIONEER PICNIC AREA, One (1) PrimeTime Model 12201 Single Chin Bar, or equal.		
27	Area 2- PIONEER PICNIC AREA, One (1) PrimeTime Model 12239 Toad Stool Climber, or equal.		

WVDNR209155
Watters Smith State Park
PLAYGROUND EQUIPMENT SHEET

Item No	Equipment	Manufacturer	Model
28	Area 2- PIONEER PICNIC AREA, One (1) PrimeTime Model 12411 Rung Enclosure Barrier ,or equal.		
29	Area 2- PIONEER PICNIC AREA, One (1) PrimeTime Model 12432 Barrier W/Steering Wheel, or equal.		
30	Area 2- PIONEER PICNIC AREA, One (1) PrimeTime Model 12728 Single Seat P/T, or equal.		
31	Area 2- PIONEER PICNIC AREA, One (1) PrimeTime Model 12926 4'-6"/5' Bubble Climber, or equal.		
32	Area 2- PIONEER PICNIC AREA, PrimeTime Model 18200 36" Sq Punched Deck P/T 1.3125, or equal.		
33	Area 2- PIONEER PICNIC AREA, PrimeTime Model 18202 Rect Punched Deck P/T, or equal.		
34	Area 2- PIONEER PICNIC AREA, PrimeTime Model 18259 2'-0" Step Link 36" Deck, or equal.		
35	Area 2- PIONEER PICNIC AREA, One (1) PrimeTime Model 18315 6' F5 Spiral Slide, or equal.		
36	Area 2- PIONEER PICNIC AREA, PrimeTime Model 18337 36" Tri Transfer Platform, or equal.		

WVDNR209155
Watters Smith State Park
PLAYGROUND EQUIPMENT SHEET

Item No	Equipment	Manufacturer	Model
37	Area 2- PIONEER PICNIC AREA, One (1) PrimeTime Model 18389 3' Rumble & Roll Zip Slide, or equal.		
38	Area 2- PIONEER PICNIC AREA, PrimeTime Model G12022 3 1/2" Uprt Ass'Y Galv 7', or equal.		
39	Area 2 PIONEER PICNIC AREA, PrimeTime Model G12026 3 1/2" Uprt Ass'Y Galv 11', or equal.		
40	Area 2- Pioneer Picnic Area, One (1) PrimeTime Model 12583 Prime Time Swing Frame, 3 1/2" OD, or equal.	<i>PLAY AND PARK STRUCTURES</i>	<i>67558 (Pg 115)</i>
41	Area 2- Pioneer Picnic Area, One (1) PrimeTime Model 12584 Swing Add-A-Bay, 3 1/2" OD, or equal.	"	<i>67620 (Pg 115)</i>
42	Area 2- Pioneer Picnic Area, Two (2) PrimeTime Model 8696 3 1/2" Enclosed Tot-Galv Chain, or equal.	"	<i>67583 (Pg 117)</i>
43	Area 2 - Pioneer Picnic Area, Two (2) PrimeTime Model 8906 3 1/2" Super Seats with two (2) Galv Chains ,or equal.	"	<i>67581 67855 (Pg 117)</i>
44	Area 2 - Pioneer Picnic Area, PrimeTime Freestanding Mini Sky Runner, Model 6202, or equal.	"	<i>67638 - TREE CLIMBER (Pg 112)</i>

WVDNR209155
 Watters Smith State Park
PLAYGROUND EQUIPMENT SHEET

Item No	Equipment	Manufacturer	Model
45	Area 3- OAK RIDGE PICNIC AREA, PrimeTime playground structure Model #11752 PrimeTime Recess Time 2 W/Roof, or equal. The structure must include the following components:	<i>PLAY N PARK STRUCTURES</i>	<i>EQUIPMENT LIST ATTACHED</i>
46	Area 3- OAK RIDGE PICNIC AREA, PrimeTime 3 1/2 OD Uprights, or equal.		
47	Area 3- OAK RIDGE PICNIC AREA, Four (4) PrimeTime Decks, or equal.		
48	Area 3- OAK RIDGE PICNIC AREA, One (1) PrimeTime Zip Slide, or equal.		
49	Area 3- OAK RIDGE PICNIC AREA, One (1) PrimeTime Wave Zip Slide, or equal.		
50	Area 3- OAK RIDGE PICNIC AREA, One (1) PrimeTime 4' Arch Bridge with Barriers, or equal.		
51	Area 3- OAK RIDGE PICNIC AREA, One (1) PrimeTime Transfer Platform, or equal.		
52	Area 3- OAK RIDGE PICNIC AREA, One (1) PrimeTime Access Attachment, or equal.		
53	Area 3- OAK RIDGE PICNIC AREA- One (1) PrimeTime Overhead Tree Climber, or equal.		

WVDNR209155
Watters Smith State Park
PLAYGROUND EQUIPMENT SHEET

P18

Item No	Equipment	Manufacturer	Model
54	Area 3- OAK RIDGE PICNIC AREA, One (1) PrimeTime Therapeutic Rings, or equal.		
55	Area 3- OAK RIDGE PICNIC AREA, One (1) PrimeTime D Ring Package , or equal.		
56	Area 3- OAK RIDGE PICNIC AREA, One (1) PrimeTime Zipper Climber , or equal.		
57	Area 3- OAK RIDGE PICNIC AREA, One (1)PrimeTime Arch Climber , or equal.		
58	Area 3- OAK RIDGE PICNIC AREA, One (1) PrimeTime Tic-Tac-Toe Panel , or equal.		
59	Area 3- OAK RIDGE PICNIC AREA, PrimeTime 6" Barrier, or equal.		
60	Area 3- OAK RIDGE PICNIC AREA, PrimeTime BarrierEnclosure with Steering Wheel, or equal.		
61	Area 3- OAK RIDGE PICNIC AREA, One (1) PrimeTime Model 12583 Swing Frame, 3 1/2" OD, or equal.	PLAY & PARK STRUCTURES	67558
62	Area 3- OAK RIDGE PICNIC AREA, One (1) PrimeTime Model 12584 Add-A-Bay Swing , 3 1/2" OD, or equal.	"	67620
63	Area 3- OAK RIDGE PICNIC AREA, Two (2) PrimeTime Model 8696 3 1/2" Enclosed Tot-Galv Chain, or equal.	"	67583
64	Area 3- OAK RIDGE PICNIC AREA, Two (2) PrimeTime Model 8906 3 1/2" Super Seat 2-Galv Chain, or equal.	"	67583 67587

WVDNR209155
Watters Smith State Park
PLAYGROUND EQUIPMENT SHEET

P19

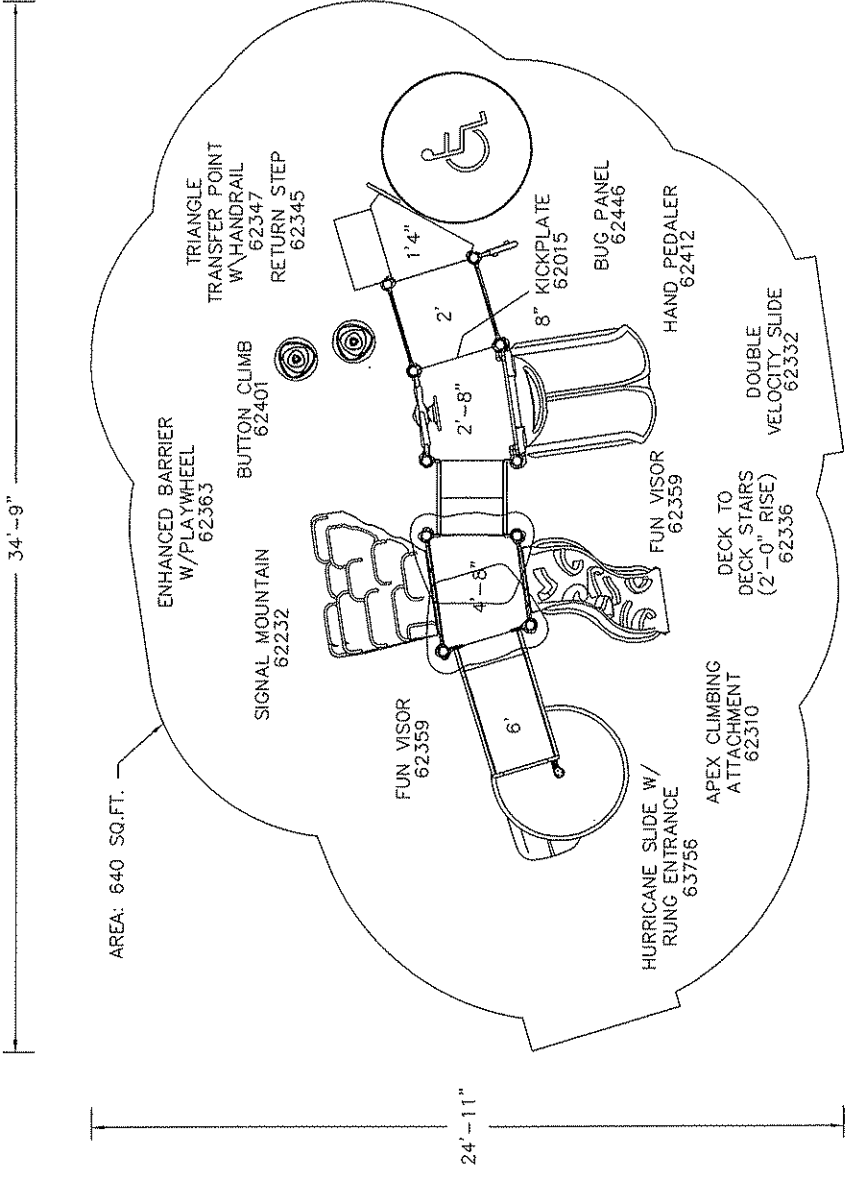
Item No	Equipment	Manufacturer	Model
65	2056 Square Feet of Engineered Wood Fiber for all three playgrounds @ 8" compacted depth, or equal	ZEEGER BROTHERS	WOODCARPET
66	Geo-textile fabric for all Three Playgrounds, 2,250 sq. ft., roll, or equal.	"	DURALINE

Watters Smith Memorial State Park Playground Equipment
PRICING SHEET

Item No.	Quantity	Description	Unit Price	Amount
1	1	Area 1- Activities Building Area, PrimeTime playground structure and components for Activity Building Area- Model #G11813 PrimeTime Mix It Up modular unit, or equal.	10 032.77	10032.77
2	1	Area 1 - Activities Building Area, PrimeTime swing frame, model 12583, or equal.	646.48	646.48
3	1	Area 1- Activities Building Area, PrimeTime swing add-a-bay, Item #12584, or equal.	439.07	439.07
4	2	Area 1 - Activities Building Area, PrimeTime tot seat package 3 1/2 inch OD, Item #8696, or equal.	270.88	541.76 541.76
5	2	Area 1- Activities Building Area, PrimeTime super seat 3 1/2 OD, Model 8906, or equal.	205.56	411.52
6	1	Area 2- Pioneer Picnic Area, PrimeTime playground structure and components for Pioneer Picnic Area PrimeTime Modular Unit Model#RDU, or equal.	9743.20	9743.20
7	1	Area 2 - Pioneer Picnic Area, PrimeTime swing frame, model 12583, or equal.	646.48	646.48
8	1	Area 2- Pioneer Picnic Area, PrimeTime swing add-a-bay, Item #12584, or equal.	439.07	439.07
9	2	Area 2 - Pioneer Picnic Area, PrimeTime tot seat package 3 1/2 inch OD, Item #8696, or equal.	270.88	541.76

PRICING SHEET

Item No.	Quantity	Description	Unit Price	Amount
10	2	Area 2- Pioneer Picnic Area, PrimeTime super seat 3 ½ OD, Model 8906, or equal.	205.76	411.52
11	1	Area 2 - Pioneer Picnic Area,- PrimeTime Freestanding Mini Sky Runner, Model 6202, or	476.70	476.70
12	1	Area 3- Oak Ridge Picnic Area, PrimeTime playground structure and components, Model#11752 PrimeTime Recess Time-2 W/Roof, or equal.	7816.63	7816.63
13	1	Area 3 - Oak Ridge Picnic Area PrimeTime swing frame, model 12583, or equal.	646.48	646.48
14	1	Area 3- Oak Ridge Picnic Area, PrimeTime add-a-bay swing, Item #12584, or equal.	439.07	439.07
15	2	Area 3 - Oak Ridge Picnic Area, PrimeTime tot seat package 3 1/2 inch OD, Item #8696, or equal.	270.88	541.76
16	2	Area 3- Oak Ridge Picnic Area, PrimeTime super seat 3 ½ OD, Model 8906, or equal.	205.76	411.52
17	3 Rolls	Geo-textile fabric, 2,250 Sq. Ft. roll, or equal.	403.00	1209.00
18	6,447 Square Ft.	Engineered wood fiber or equal @ 8" compacted depth.	—	4200.00
		TOTAL		39594.00



Total Elevated Play Components	7	0
Total Elevated Play Components Accessible By Ramp	6	4
Total Elevated Components Accessible By Transfer	2	2
Total Accessible Ground Level Components Shown	2	2
Total Different Types Of Ground Level Components	2	2

It is the manufacturer's opinion that the structure shown herein complies with current ADA standards concerning accessibility if used with proper accessible surfacing and together with other necessary ground level play equipment.

IMPORTANT: Never install play equipment over hard, unresilient surfaces such as asphalt, concrete, or compacted earth. It is the owner's responsibility to ensure the "minimum area required" contains an appropriate amount of resilient material to cushion accidental falls.

Minimum Area Required:
24'-11" x 34'-9"
Scale: 1/4" = 1'-0"
This drawing can be scaled only when its scaled 11" x 17" format.

This play equipment is recommended for children ages 5-12

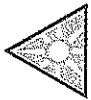
Drawn By:
Rob Smith
Date:
06/09/09
Drawing Name:
619-46620

Watters Smith Memorial Park
Lost Creek, WV 26385
Representative
Southern Playground

play&park structures
9001
ESTABLISHED
401 Chestnut St., Ste. 310
Chattanooga, TN 37402
800-727-1907
www.playandpark.com


Watters Smith Memorial Park

Lost Creek, WV



SOUTHERN
PLAYGROUND

P.O. Box 4505
500 Central Drive #109
Virginia Beach, VA 23454
1-800-257-1314 info@southernplayground.com
1-757-431-0057



play&park
structures™
Gateway to Imaginative Play

Gateway to Imaginative Play



Southern Play
P.O. Box 4505
Virginia Beach
Contact: Kelly F
Phone: 757-431-
Fax: 757-431-0
Email: krobinso

Watters Smith Memorial Park

Watters Smith Memorial Park
 Attn: Frank Whittaker
 PO Box 296
 Lost Creek, WV 26385

Quote Nu
 Quot

Stock ID	Description	Quantity
60919	ZIG ZAG ADAPTER	4
62010	36" X 36" DECK	1
62015	8" SMALL KICKPLATE	1
62021	8' UPRIGHT(ALUM)W/CAP-3.5"OD	2
62022	9' UPRIGHT(ALUM)W/CAP-3.5"OD	4
62232	SIGNAL MOUNTAIN	1
62303	15' UPRIGHT(ALUM)W/O CAP-3.5"OD	4
62310	APEX CLIMBING ATTACHMENT	1
62332	2'8" DOUBLE VELOCITY SLIDE	1
62334	CONVERSION SQUARE DECK	2
62336	DECK TO DECK STAIRS 2'-0"	1
62345	RETURN STEP	1
62347	TRI TRANSFER W/HAND 2'	1
62359	FUNVISOR-DURAMAX	2
62361	2' ROOF EXTENSION W/CAP-3.5"OD	4
62363	ENHANCED BARRIER W/STEERING WHEEL	1
62401	BUTTON CLIMB-2'	1
62412	Hand Peddler- DM	1
62446	BUG PANEL	1
63756	HURRICANE SLIDE 4'8"	1

Shall be 3.5" outside diameter, 13 gauge (.095") galvanized round tubing, manufactured to ASTM A-500 Section II tolerances from cold-formed steel conforming to ASTM A-569 Sheet Spec for Steel Coil. Minimum yield strength shall be 50,000 psi and minimum tensile strength shall be 55,000 psi.

The exterior surface is hot dip galvanized, chromate conversion coated, and a clear high performance organic polymer is applied. The inside diameter has 81% minimum zinc rich primer capable of providing excellent rust protection and fabrication characteristics. All coatings are applied inside and out after welding for superior corrosion protection throughout. Exterior surface galvanizing zinc purity is 99% as per ASTM B-6 high grade and special high grade. Galvanizing coverage shall demonstrate the ability to exceed 1000 hours salt spray corrosion exposure in accordance with ASTM B-117. Internal surface zinc rich 81% minimum zinc dust content in organic resin, as per ASTM F-1234, Section 5.2.4, Type D. All upright posts shall have a finished grade line marking to indicate the correct playground safety surface level. All upright posts shall be coated with a custom formula TGIC polyester powder coating in conformance with the specifications outlined herein.

Entry Archway

Entry Archway shall be fabricated from 1-5/16" O.D. x .083" (14 gauge) wall galvanized steel tubing with vertical rungs fabricated from 1-1/16" O.D. x 15 gauge (.075" thick) galvanized steel tubing. L-Fitting is fabricated from 3/16" thick stainless steel for attachment to clamp. The Entry Archway shall be an all-welded assembly and shall be coated after fabrication with a custom formula of TGIC polyester powder coating.

Thermoformed Plastics

All polyethylene shall be an ultra high molecular weight material. All thermoformed molded products shall meet or exceed the following specifications: ASTM D-1248, Type III, Class A, Category 5 and ASTM D-4976 PE235; Density (ASTM D-1505); Melt Flow (ASTM D-1238); Tensile Values (ASTM D-638); Flexural Modulus (ASTM D-790); ESCR Value (ASTM D-1693); Vicat Temperature (ASTM D-1525); Brittleness Temperature (ASTM D-746). Complies with FDA Regulation 21 CFR 177.1520. Complies with FMVSS #302 @ >.060".

Roto-Molded Components

Double Slides - Roto-Molded

Slide foot buck is fabricated from 2 3/8" O.D. galvanized steel tubing and 12 gauge stainless steel plate. Cross Bar is fabricated from 1 5/16" O.D. 14-gauge galvanized tubing. Barrier assembly is fabricated from 1 5/16" O.D. 14-gauge galvanized tubing and 1 1/4" O.D. galvanized end cap. Collar Plate is fabricated from 1/8" sheet steel and 2 1/8" O.D. steel collar. All metal parts shall be coated with a custom formula TGIC polyester powder coating. Slide sections and Visor Hood shall be rotationally molded from an extremely durable double-walled low density polyethylene with (UV) light stabilizers and color molded in. This material complies with ASTM-D-1248, Type 2, Class A, and Federal specification LP-390C, Type I, Class M, Grade 2 < Category 3, and has a minimum 1/4" wall thickness (3/16" for Visor Hood). Steel inserts are molded in to receive fastening bolts. Slide side rails are a minimum 12" high from the inside slide surface, and slide bed-way is designed to have a 20" minimum width.

Signal Mountain

Signal Mountain is Thermal formed ergonomically design with real rock color and texture. Climbing Barrier is made from 1-5/16" O.D. galvanized tubing with 3/16" "L" brackets and receives a baked-on polyester powder-coated finish after fabrication. Upper Brackets and U-Supports are formed from 1-5/16" O.D. tubing.

Apex Climber - Standard

All Rotationally Molded Products are manufactured from linear low-density polyethylene UV-stabilized color and an anti-static compound additive. The tensile strength of this material is to be 2500 PSI as defined by ASTM D638. The typical wall thickness will be .250" (1/4"). All rotationally molded products shall meet or exceed the following specifications: ASTM D-1248, type 2, class A and Federal specification LP-390C, type 1, class M, grade 2, category 3; Density (ASTM D- 1505); Brittleness Temperature (ASTM D-746); Tensile Values (ASTM D-638); Flexural Modulus (ASTM D-790); Heat Distortion (ASTM-648); Low Temperature Impact (ARM-STD). All solid plastic panels are manufactured from high-density polyethylene. All solid plastic panels shall meet or exceed the following specifications: Density (ASTM D- 1505); Brittleness Temperature (ASTM D-746); Tensile Values (ASTM D-638); Flexural Modulus (ASTM D-790).

Polyester Powder-Coating Process

Powder-coat shall be an electrostatically applied custom formula of TGIC polyester powder. All components will be free of sharp edges and excess weld spatter and shall be cleaned in a six stage bath system with an iron phosphate wash, as a rust inhibitor, and a sealer to prevent flash rusting before coating. The coating shall have a super tough finish with maximum exterior durability and will have superior adhesion characteristics. Typical characteristics are: 3.0 - 5.0 mil thickness and oven cured between 375 to 425 degrees Fahrenheit. Pencil Hardness H (ASTM D-3363), Impact (ASTM D-2794-69), Wedge Bend (ASTM D-522-68), Adhesion (Cross Hatch ASTM D-3359 & Knife Scratch ASTM D-2197), Environmental (Stain Resistance ASTM D-1308, Humidity ASTM D 2247 - 87, Salt Spray ASTM B-117 & Fadometer 300 hrs with no loss of gloss), Oven-bake Stability 100% at 400 degrees Fahrenheit.

Hardware

All nuts, bolts, and washers, with exceptions noted, shall be 3/8" diameter 18-8 stainless steel in varying lengths, with a vandal-resistant hex-pinned head configuration and factory-applied locking patch. When allowed a 72-hour cure time, the locking patch will prevent the bolt from loosening without at least 4 times the installation torque. Park Structures will supply the special tool required to turn vandal-resistant hardware with each shipment. 1/2" diameter Ramp and Arch Bridge connecting hardware shall be Grade 5 zinc-plated, and 3/8" Clatter Bridge security bolts shall be Grade 8 hardened and zinc-plated.

Plastisol Coating

All metal deck platforms, steps, bridge planks, ramps, kickplates, and chains are plastisol-coated. Each part is chemically washed and completely submerged in a special heat-activated primer and allowed to dry. Parts are then pre-heated and immersed in liquid polyvinyl-chloride (plastisol). The PVC coating shall have a typical thickness of .080" to .120", and a hardness of Shore A 83 +/-5 normal durometer range. This material is classed as "Self Extinguishing", meets or exceeds automotive specifications NVSS302, and contains ultraviolet inhibitors to help prolong the life of the coating. Standard color is brown, with optional colors available. The following characteristics apply:

Tensile Strength - 2,800 psi
Elongation - 290 %
Tear Strength - 420 lbs/in

Uprights - Aluminum

The posts shall be 3 1/2" O.D. with a 0.125" wall thickness 6061-T6 extruded seamless Aluminum tubing conforming to ASTM B-221 and QQ-A 200/8. Tensile strength is 44,962 psi, and yield strength is 39,885 psi. Entire post is polyester powder-coated after fabrication. A cast aluminum cap of matching color is factory riveted into the top end using two aluminum rivets.

Uprights - Steel

Watters Smith Memorial Park
619-46820

6/9/2009

DuraMax Specifications

General System Specifications:

DuraMax features 3 1/2" O.D. uprights with a high-strength aluminum alloy clamp fastening system finished with a polyester powder-coat and utilizing stainless steel tabs on component connections. All uprights shall receive factory installed aluminum post caps and will ship with labels for manufacturer identification.

All decks and components shall connect using the aluminum alloy clamping system. All climbing attachments shall include a 15" wide deck entry archway to control deck access to one child at a time and help prevent inadvertent falls.

Manufacturer shall offer the following warranties on the materials and components of its system:

- Lifetime limited warranty on support posts (uprights)
- 15-Year limited warranty on punched steel decks, pipes, rails, loops and rungs
- 15-Year limited warranty on rotationally molded polyethylene components
- Lifetime limited warranty on all hardware

Manufacturer shall be ISO 9001/2000 certified

Manufacturer shall show IPEMA certification of compliance for each component that the product conforms with the requirements of ASTM F1487-01.

General Specifications of Materials

Clamps

All clamps are cast of high-strength 356 aluminum. All clamps are 1-3/4" wide with a minimum wall thickness of 3/8", and are powder-coated to match the post color. Each casting is precision-drilled to receive a 1/4" x 1-3/4" zinc-plated steel hinge pin. The hinging design facilitates installation and ensures a snug fit between clamp and post. Each clamp is secured in place using a 1/4" x 3/4" aluminum drive rivet to prevent slippage or rotation on the post. Fasteners for clamps are stainless steel 3/8" x 1-1/2" special tamper-resistant pinned bolt with locking patch, and a heavy hex nut, which fits in a recess, cast into the clamp. The pinned head requires a special tool for fastening (provided with each structure), thus ensuring vandal-resistance.

All clamps receiving rungs are drilled and tapped to receive a 3/8" x 3/8" stainless steel cone-point set screw with locking patch, which prevents the rungs from turning or being pulled out. The 1-5/16" O.D. rungs terminate inside the clamp, thereby eliminating the need for end caps. The aluminum alloy used in the casting of clamps shall meet the following mechanical properties:

Ultimate Tensile Strength - 45,000 psi
Yield Strength - 26,000 psi
Shear Strength - 40,000 psi
Elongation - 8 %

Rotationally Molded Plastics

HANDHOLD ASS'Y: 1.029" O.D. Ga. Formed Handhold, with a 1/8" thk. stainless steel mounting tab, and a 3/16" stainless steel "L" fitting in an all welded powder coated assembly.

FILLER PLATE: 11 Ga. H.R. steel, with a powder coat finish.

FOOTBUCK ASS'Y: 1.315" O.D. pipe, with a 12 Ga. Plate in an all welded Powder coated assembly.

GROUND SOCKET: 3" Sch. 40 Galv. Pipe, with a powdercoat finish.

FINISH: Galvanized or powder coat over galvanized pipes.

HARDWARE: All nuts, bolts, screws, inserts, and lockwashers used in the assembly of all play equipment, shall be stainless steel, yellow dichromate plated steel, blue-coat plated steel, mechanically galvanized or powder coated/yellow dichromate plated steel. All primary fasteners shall be 300 series stainless steel. Fasteners with yellow dichromate treatment have an electro-deposited, 99.9% pure zinc substrate applied from a specially formulated solution sealed with a yellow dichromate top coat designed to work in conjunction with the zinc plating. Yellow dichromate has a 320% longer life to white corrosion and 275% longer to red corrosion than does hot-dip galvanizing.

Button Climb

Button Climb: Shall be rotational molded from polyethylene. The polyethylene shall be linear low-density material with UV-stabilized color and an anti-static compound additive. All rotational molded products shall meet or exceed the following specifications: ASTM D-1248, type 2, class A and Federal specification LP-390C, type I, class M, grade 2, category 3; Density (ASTM D-155); Brittleness Temperature (ASTM D-746); Tensile Values (ASTM D-638); Flexural Modulus (ASTM D-790); Heat Distortion (ASTM-648); Low Temperature Impact (ARM-STD).

Mounting Post: Shall be an all welded assembly fabricated of 2.375" O.D. galvanized steel tubing (.095" wall thickness) and a formed 12 gauge (.109") hot rolled flat steel plate. This assembly shall have a powder coat finish.

PLUG: Shall be fabricated of black butyl rubber with a durometer of 60.

Deck Components

Deck Platforms

Metal decks shall be a one-piece construction and shall be designed to maintain a full 36" on center post spacing. Metal decks shall be fabricated from 12 gauge hot rolled steel which shall be punched, formed, and reinforced with welded in place 2-1/2" x 12 ga. steel strips. Decks shall include a pattern of equally spaced slots on each side to provide a flush mounting of play events that attach to the deck, as well as the design of more than one adjacent deck at the same height. Each deck shall have welded at the corner underside a threaded 3/8" stud for attachment to the post's Deck Clamps. This fastening technique eliminates the need for hardware protruding through the deck surface, thereby eliminating the possibility of an entanglement hazard and presenting a clean and smooth deck surface. Entire deck assembly, after fabrication, shall be dipped in a textured skid-resistant poly-vinyl-chloride (plastisol) coating to a minimum thickness of .080".

Kickplates

Kickplate measures 9-1/2" x 29", and is cut from galvanneal sheet metal with (4) 7/16" x 1" slotted holes punched to coincide with deck flange holes. Edges are ground smooth and Kick plate is powder-coated after fabrication with a baked on polyester finish.

Triangle Transfer Point with Handhold

Triangle Transfer with Handhold

The Triangle Transfer shall be made from 12 gauge punched steel with a protective p&o finish in conformance with the specifications outlined herein. The Triangle Transfer shall be a one-piece welded assembly finished with the matte PVC coating per the specifications herein. Handhold shall be fabricated from 1 7/8" O.D. x .12" (11 gauge) wall and 1-5/16" O.D. x .083" (14 gauge) wall galvanized steel tubing. Support legs shall be fabricated from 1-5/16" O.D. x .083" (14 gauge) wall galvanized steel tubing. Handhold and Support Legs shall be all-welded assemblies and shall be coated after fabrication with a custom formula of TGIC polyester powder in conformance with the specifications outlined herein.

Return Step

Return Step

The Return Step shall be made from 12 gauge punched steel with a protective p&o finish in conformance with the specifications outlined herein. The Return Steps shall be a one-piece welded assembly finished with the matte PVC coating per the specifications herein. Support legs shall be fabricated from 1-5/16" O.D. x .083" (14 gauge) wall galvanized steel tubing. Support Legs shall be all-welded assemblies and shall be coated after fabrication with a custom formula of TGIC polyester powder in conformance with the specifications outlined herein.

SuperMax Specifications

General System Specifications:

SuperMax features 5" O.D. uprights with a high-strength aluminum alloy clamp fastening system finished with a polyester powder-coat. All uprights shall receive factory installed aluminum post caps and will ship with labels for manufacturer identification.

All decks and components shall connect using the aluminum alloy clamping system. All climbing attachments shall include a 15" wide deck entry archway to control deck access to one child at a time and help prevent inadvertent falls.

Manufacturer shall offer the following warranties on the materials and components of its system:

- Lifetime limited warranty on support posts (uprights)
- 15-Year limited warranty on punched steel decks, pipes, rails, loops and rungs
- 15-Year limited warranty on rotationally molded polyethylene components
- Lifetime limited warranty on all hardware

Manufacturer shall be ISO 9001/2000 certified

Manufacturer shall show IPEMA certification of compliance for each component that the product conforms with the requirements of ASTM F1487-01.

Metal Components

Hand Peddler

The Hand Peddler frame shall be an all welded assembly fabricated from 1 ½" O.D. LW galvanized steel tubing and 1" O.D. LW galvanized steel tubing with 3/16" thick stainless steel tabs. The Hand Peddler frame shall be coated after fabrication with a custom

formula of TGIC polyester powder coating in conformance with the specifications outlined herein. The Hand Peddler disks shall be constructed of two 3/4" thick (2 color) high density, UV-stabilized and color impregnated polyethylene. The disks shall ride on three 1 1/2" molded urethane skate wheels.

Steel Panels

The steel panel shall be fabricated from 12 gauge (.109) hot rolled steel. The enclosure panel frame shall be fabricated from 1-5/16" x 14 gauge (.083") wall. The L-fitting shall be fabricated from 3/16" x 1-1/2" flat stainless steel. The bottom tab shall be fabricated from 1/8" x 2" flat stainless steel. The enclosure panels shall be an all welded assembly powder coated after fabrication with a custom formula of TGIC polyester in conformance with the specifications outlined herein.


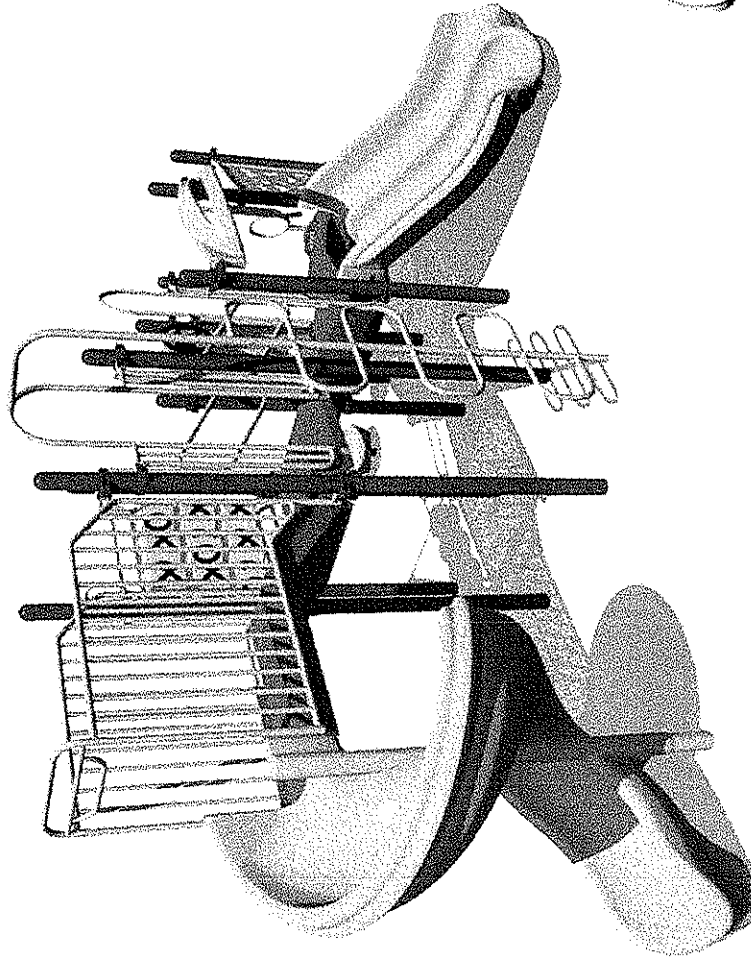
Watters Smith Memorial Park

Lost Creek, WV



P.O. Box 4505
500 Central Drive #109
Virginia Beach, VA 23454
1-757-481-0057 info@southernplayground.com

1-800-257-1314



play&park
structures
Gateway to Imaginative Play

Gateway to Imaginative Play



Southern Play
P.O. Box 4505
Virginia Beach
Contact: Kelly F
Phone: 757-431-
Fax: 757-431-0
Email: krobinso

Watters Smith Memeorial Park

Watters Smith Memorial Park
 Attn: Frank Whittaker
 PO Box 296
 Lost Creek, WV 26385

Quote Nu
 Quot

Stock ID	Description	Quantity
60107	TWISTER	1
60919	ZIG ZAG ADAPTER	4
62008	12' UPRIGHT(ALUM)W/CAP-3.5"OD	2
62010	36" X 36"DECK	2
62015	8" SMALL KICKPLATE	1
62021	8' UPRIGHT(ALUM)W/CAP-3.5"OD	3
62022	9' UPRIGHT(ALUM)W/CAP-3.5"OD	6
62033	TIC-TAC-TOE FRAME	1
62269	LOOP POLE 4'-8"DECK	1
62298	11' UPRIGHT(ALUM)W/CAP-3.5"OD	2
62332	2'8" DOUBLE VELOCITY SLIDE	1
62334	CONVERSION SQUARE DECK	1
62336	DECK TO DECK STAIRS 2'-0"	1
62345	RETURN STEP	1
62347	TRI TRANSFER W/HAND 2'	1
62363	ENHANCED BARRIER W/STEERING WHEEL	1
62401	BUTTON CLIMB-2'	1
62446	BUG PANEL	1
63756	HURRICANE SLIDE 4'8"	1
63764	Chinning Bar Attachment	1

Watters Smith Memorial Park
619-46844

6/9/2009

DuraMax Specifications

General System Specifications:

DuraMax features 3 1/2" O.D. uprights with a high-strength aluminum alloy clamp fastening system finished with a polyester powder-coat and utilizing stainless steel tabs on component connections. All uprights shall receive factory installed aluminum post caps and will ship with labels for manufacturer identification.

All decks and components shall connect using the aluminum alloy clamping system. All climbing attachments shall include a 15" wide deck entry archway to control deck access to one child at a time and help prevent inadvertent falls.

Manufacturer shall offer the following warranties on the materials and components of its system:

- Lifetime limited warranty on support posts (uprights)
- 15-Year limited warranty on punched steel decks, pipes, rails, loops and rungs
- 15-Year limited warranty on rotationally molded polyethylene components
- Lifetime limited warranty on all hardware

Manufacturer shall be ISO 9001/2000 certified

Manufacturer shall show IPEMA certification of compliance for each component that the product conforms with the requirements of ASTM F1487-01.

General Specifications of Materials

Clamps

All clamps are cast of high-strength 356 aluminum. All clamps are 1-3/4" wide with a minimum wall thickness of 3/8", and are powder-coated to match the post color. Each casting is precision-drilled to receive a 1/4" x 1-3/4" zinc-plated steel hinge pin. The hinging design facilitates installation and ensures a snug fit between clamp and post. Each clamp is secured in place using a 1/4" x 3/4" aluminum drive rivet to prevent slippage or rotation on the post. Fasteners for clamps are stainless steel 3/8" x 1-1/2" special tamper-resistant pinned bolt with locking patch, and a heavy hex nut, which fits in a recess, cast into the clamp. The pinned head requires a special tool for fastening (provided with each structure), thus ensuring vandal-resistance.

All clamps receiving rungs are drilled and tapped to receive a 3/8" x 3/8" stainless steel cone-point set screw with locking patch, which prevents the rungs from turning or being pulled out. The 1-5/16" O.D. rungs terminate inside the clamp, thereby eliminating the need for end caps. The aluminum alloy used in the casting of clamps shall meet the following mechanical properties:

Ultimate Tensile Strength - 45,000 psi
Yield Strength - 26,000 psi
Shear Strength - 40,000 psi
Elongation - 8 %

Rotationally Molded Plastics

Entry Archway shall be fabricated from 1-5/16" O.D. x .083" (14 gauge) wall galvanized steel tubing with vertical rungs fabricated from 1-1/16" O.D. x 15 gauge (.075" thick) galvanized steel tubing. L-Fitting is fabricated from 3/16" thick stainless steel for attachment to clamp. The Entry Archway shall be an all-welded assembly and shall be coated after fabrication with a custom formula of TGIC polyester powder coating.

Metal Components

Loop Pole

Vertical Pole Barrier is fabricated from 1-5/16" O.D. , 1-5/8" O.D. galvanized steel tubing, and galvanized tabs, and all welded. The entire barrier is coated after fabrication with a baked on polyester powder-coat finish. Loop Pole consists of a straight 1-5/8" O.D. galvanized steel tube with a 1-5/16" reduced end fitting for insertion into Vertical Pole Barrier overhead extension. Loops are fabricated from a 1-5/16" O.D. tube bent to form 12" loops and welded to the center pole.

Chinning Bar

Clamps are cast from a 356 high-strength aluminum alloy. 37" Pipe Rail is 1 5/16" O.D. 14 gauge galvanized steel Tubing. All metal parts shall be coated with a custom formula TGIC polyester powder coating.

Primary hardware is stainless steel.

Weight: 8 Lbs / 3.6 Kg.

Roto-Molded Components

Tic-Tac-Toe Frame

Tic-Tac-Toe Frame consist of 1" O.D. 11-gauge galvanize steel tubing and 1-5/16" O.D. 14-gauge galvanize steel tubing. Tic-Tac-Toe Frame receives a baked on polyester powder-coated finish after fabrication. Tic-Tac-Toe Plastic Blocks are rotationally molded from an extremely durable medium-density polyethylene with lettering molded in.

Double Slides - Roto-Molded

Slide foot buck is fabricated from 2 3/8" O.D. galvanized steel tubing and 12 gauge stainless steel plate. Cross Bar is fabricated from 1 5/16" O.D. 14-gauge galvanized tubing. Barrier assembly is fabricated from 1 5/16" O.D. 14-gauge galvanized tubing and 1 1/4" O.D. galvanized end cap. Collar Plate is fabricated from 1/8" sheet steel and 2 1/8" O.D. steel collar. All metal parts shall be coated with a custom formula TGIC polyester powder coating. Slide sections and Visor Hood shall be rotationally molded from an extremely durable double-walled low density polyethylene with (UV) light stabilizers and color molded in. This material complies with ASTM-D-1248, Type 2, Class A, and Federal specification LP-390C, Type 1, Class M, Grade 2 < Category 3, and has a minimum 1/4" wall thickness (3/16" for Visor Hood). Steel inserts are molded in to receive fastening bolts. Slide side rails are a minimum 12" high from the inside slide surface, and slide bed-way is designed to have a 20" minimum width.

Enhanced Barrier

Enhanced Barrier: Shall be 3-1/2" thick color impregnated linear low density polyethylene and shall conform to the rotationally molded specifications outlined herein, with double wall construction molded to a minimum 3/16" wall thickness. Smashed pipe is made from 1.029" (15 gauge) O.D. galvanized pipe. Barrier slides over smashed pipe that is attached to deck. Barrier attaches to uprights using panel clamps.

Panel Cap is made from Butyl / 90 Durometer Black Rubber and attaches to Barrier via molded in inserts. All polyethylene shall be linear low-density material with UV-stabilized color and an anti-static compound additive. All rotationally molded products shall meet or exceed the following specifications: ASTM D-1248, type 2, class A and Federal specification LP-390C, type 1, class M, grade 2,

All Rotationally Molded Products are manufactured from linear low-density polyethylene UV-stabilized color and an anti-static compound additive. The tensile strength of this material is to be 2500 PSI as defined by ASTM D638. The typical wall thickness will be .250" (1/4"). All rotationally molded products shall meet or exceed the following specifications: ASTM D-1248, type 2, class A and Federal specification LP-390C, type 1, class M, grade 2, category 3; Density (ASTM D- 1505); Brittleness Temperature (ASTM D-746); Tensile Values (ASTM D-638); Flexural Modulus (ASTM D-790); Heat Distortion (ASTM-648); Low Temperature Impact (ARM-STD). All solid plastic panels are manufactured from high-density polyethylene. All solid plastic panels shall meet or exceed the following specifications: Density (ASTM D- 1505); Brittleness Temperature (ASTM D-746); Tensile Values (ASTM D-638); Flexural Modulus (ASTM D-790).

Polyester Powder-Coating Process

Powder-coat shall be an electrostatically applied custom formula of TGIC polyester powder. All components will be free of sharp edges and excess weld spatter and shall be cleaned in a six stage bath system with an iron phosphate wash, as a rust inhibitor, and a sealer to prevent flash rusting before coating. The coating shall have a super tough finish with maximum exterior durability and will have superior adhesion characteristics. Typical characteristics are: 3.0 - 5.0 mil thickness and oven cured between 375 to 425 degrees Fahrenheit. Pencil Hardness H (ASTM D-3363), Impact (ASTM D-2794-69), Wedge Bend (ASTM D-522-68), Adhesion (Cross Hatch ASTM D-3359 & Knife Scratch ASTM D-2197), Environmental (Stain Resistance ASTM D-1308, Humidity ASTM D 2247 - 87, Salt Spray ASTM B-117 & Fadometer 300 hrs with no loss of gloss), Oven-bake Stability 100% at 400 degrees Fahrenheit.

Hardware

All nuts, bolts, and washers, with exceptions noted, shall be 3/8" diameter 18-8 stainless steel in varying lengths, with a vandal-resistant hex-pinned head configuration and factory-applied locking patch. When allowed a 72-hour cure time, the locking patch will prevent the bolt from loosening without at least 4 times the installation torque. Park Structures will supply the special tool required to turn vandal-resistant hardware with each shipment. 1/2" diameter Ramp and Arch Bridge connecting hardware shall be Grade 5 zinc-plated, and 3/8" Clatter Bridge security bolts shall be Grade 8 hardened and zinc-plated.

Plastisol Coating

All metal deck platforms, steps, bridge planks, ramps, kickplates, and chains are plastisol-coated. Each part is chemically washed and completely submerged in a special heat-activated primer and allowed to dry. Parts are then pre-heated and immersed in liquid polyvinyl-chloride (plastisol). The PVC coating shall have a typical thickness of .080" to .120", and a hardness of Shore A 83 +/-5 normal durometer range. This material is classed as "Self Extinguishing", meets or exceeds automotive specifications NVSS302, and contains ultraviolet inhibitors to help prolong the life of the coating. Standard color is brown, with optional colors available. The following characteristics apply:

Tensile Strength - 2,800 psi

Elongation - 290 %

Tear Strength - 420 lbs/in

Uprights - Aluminum

The posts shall be 3 1/2" O.D. with a 0.125" wall thickness 6061-T6 extruded seamless Aluminum tubing conforming to ASTM B-221 and QQ-A 200/8. Tensile strength is 44,962 psi, and yield strength is 39,885 psi. Entire post is polyester powder-coated after fabrication. A cast aluminum cap of matching color is factory riveted into the top end using two aluminum rivets.

Entry Archway

category 3; Density (ASTM D- 1505); Brittleness Temperature (ASTM D-746); Tensile Values (ASTM D-638); Flexural Modulus (ASTM D-790); Heat Distortion (ASTM-648); Low Temperature Impact (ARM-STD).

Hurricane Slide with Rung Entrance
SPECIFICATIONS:

EXTENSION PLATFORM: All welded assembly made from 11 GA. H.R. steel sheet, with a plastisol coating. (see general specs for plastisol coating information)

METAL SLIDE ENCLOSURE: 1.315" O.D. galvanized pipe formed rails with 1.029" O.D. rungs and 11 Ga. H.R. flat steel mounting plates, all in a welded, powder coated assembly.

PIPE ENCLOSURE: 1.315" O.D. galvanized pipe top rails with 1.029" O.D. rungs and 1/8" thick stainless steel mounting plates, in an all welded powder coated assembly.

PIPE ENCLOSURE SUPPORT ASS'Y: 1.315" O.D. pipe, with a 3/16" stainless steel tab, in an all welded powder coated assembly.

HANDHOLD ASS'Y: 1.029" O.D. Ga. Formed Handhold, with a 1/8" thk. stainless steel mounting tab, and a 3/16" stainless steel "L" fitting in an all welded powder coated assembly.

FILLER PLATE: 11 Ga. H.R. steel, with a powder coat finish.

FOOTBUCK ASS'Y: 1.315" O.D. pipe, with a 12 Ga. Plate in an all welded Powder coated assembly.

GROUND SOCKET: 3" Sch. 40 Galv. Pipe, with a powdercoat finish.

FINISH: Galvanized or powder coat over galvanized pipes.

HARDWARE: All nuts, bolts, screws, inserts, and lockwashers used in the assembly of all play equipment, shall be stainless steel, yellow dichromate plated steel, blue-coat plated steel, mechanically galvanized or powder coated/yellow dichromate plated steel. All primary fasteners shall be 300 series stainless steel. Fasteners with yellow dichromate treatment have an electro-deposited, 99.9% pure zinc substrate applied from a specially formulated solution sealed with a yellow dichromate top coat designed to work in conjunction with the zinc plating. Yellow dichromate has a 320% longer life to white corrosion and 275% longer to red corrosion than does hot-dip galvanizing.

Button Climb

Button Climb: Shall be rotational molded from polyethylene. The polyethylene shall be linear low-density material with UV-stabilized color and an anti-static compound additive. All rotational molded products shall meet or exceed the following specifications: ASTM D-1248, type 2, class A and Federal specification LP-390C, type 1, class M, grade 2, category 3; Density (ASTM D-155); Brittleness Temperature (ASTM D-746); Tensile Values (ASTM D-638); Flexural Modulus (ASTM D-790); Heat Distortion (ASTM-648); Low Temperature Impact (ARM-STD).

Mounting Post: Shall be an all welded assembly fabricated of 2.375" O.D. galvanized steel tubing (.095" wall thickness) and a formed 12 gauge (.109") hot rolled flat steel plate. This assembly shall have a powder coat finish.

PLUG: Shall be fabricated of black butyl rubber with a durometer of 60.

Deck Components

Deck Platforms

Metal decks shall be a one-piece construction and shall be designed to maintain a full 36" on center post spacing. Metal decks shall be fabricated from 12 gauge hot rolled steel which shall be punched, formed, and reinforced with welded in place 2-1/2" x 12 ga. steel strips. Decks shall include a pattern of equally spaced slots on each side to provide a flush mounting of play events that attach to the deck, as well as the design of more than one adjacent deck at the same height. Each deck shall have welded at the corner underside a threaded 3/8" stud for attachment to the post's Deck Clamps. This fastening technique eliminates the need for hardware protruding through the deck surface, thereby eliminating the possibility of an entanglement hazard and presenting a clean and smooth deck surface. Entire deck assembly, after fabrication, shall be dipped in a textured skid-resistant poly-vinyl-chloride (plastisol) coating to a minimum thickness of .080".

Kickplates

Kickplate measures 9-1/2" x 29", and is cut from galvanized sheet metal with (4) 7/16" x 1" slotted holes punched to coincide with deck flange holes. Edges are ground smooth and Kick plate is powder-coated after fabrication with a baked on polyester finish.

Triangle Transfer Point with Handhold

Triangle Transfer with Handhold

The Triangle Transfer shall be made from 12 gauge punched steel with a protective p&o finish in conformance with the specifications outlined herein. The Triangle Transfer shall be a one-piece welded assembly finished with the matte PVC coating per the specifications herein. Handhold shall be fabricated from 1 7/8" O.D. x .12" (11 gauge) wall and 1-5/16" O.D. x .083" (14 gauge) wall galvanized steel tubing. Support legs shall be fabricated from 1-5/16" O.D. x .083" (14 gauge) wall galvanized steel tubing. Handhold and Support Legs shall be all-welded assemblies and shall be coated after fabrication with a custom formula of TGIC polyester powder in conformance with the specifications outlined herein.

Return Step

Return Step

The Return Step shall be made from 12 gauge punched steel with a protective p&o finish in conformance with the specifications outlined herein. The Return Steps shall be a one-piece welded assembly finished with the matte PVC coating per the specifications herein. Support legs shall be fabricated from 1-5/16" O.D. x .083" (14 gauge) wall galvanized steel tubing. Support Legs shall be all-welded assemblies and shall be coated after fabrication with a custom formula of TGIC polyester powder in conformance with the specifications outlined herein.

SuperMax Specifications

General System Specifications:

SuperMax features 5" O.D. uprights with a high-strength aluminum alloy clamp fastening system finished with a polyester powder-coat. All uprights shall receive factory installed aluminum post caps and will ship with labels for manufacturer identification.

Deck Components

Deck Platforms

Metal decks shall be a one-piece construction and shall be designed to maintain a full 36" on center post spacing. Metal decks shall be fabricated from 12 gauge hot rolled steel which shall be punched, formed, and reinforced with welded in place 2-1/2" x 12 ga. steel strips. Decks shall include a pattern of equally spaced slots on each side to provide a flush mounting of play events that attach to the deck, as well as the design of more than one adjacent deck at the same height. Each deck shall have welded at the corner underside a threaded 3/8" stud for attachment to the post's Deck Clamps. This fastening technique eliminates the need for hardware protruding through the deck surface, thereby eliminating the possibility of an entanglement hazard and presenting a clean and smooth deck surface. Entire deck assembly, after fabrication, shall be dipped in a textured skid-resistant poly-vinyl-chloride (plastisol) coating to a minimum thickness of .080".

Transfer Module - Square

Transfer Deck and Steps are fabricated from pre-punched steel sheet 12-gauge thick with steel flat support bars welded underneath to increase strength. After welding, the entire platform is Plastisol-coated with a thickness of min 80 mils on top wear surface. Average perforation size is 1/4" diameter after coating.

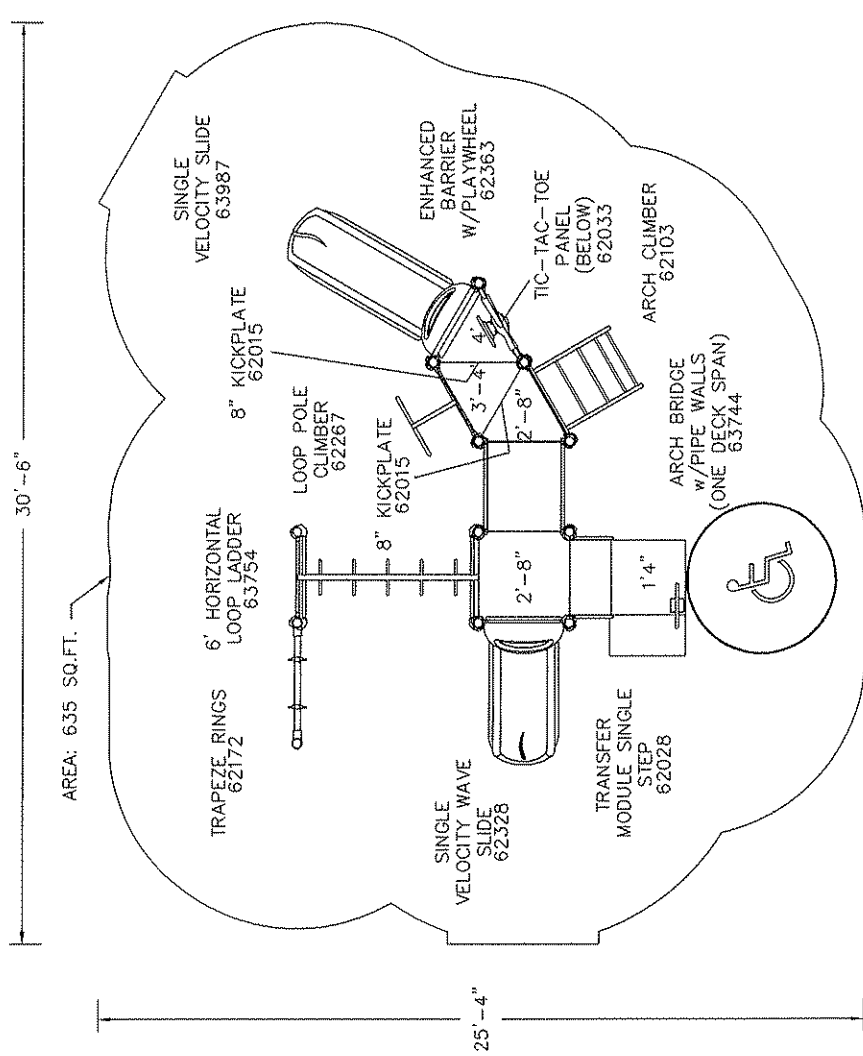
Handrails are fabricated from 1 5/16" O.D. 14-gauge galvanized steel tubing. Support posts are 1-5/8" O.D. 14-gauge for lower step and 2-3/8" O.D. 10-gauge for Transfer Deck Center Support Post. Transfer Handle with big loop is fabricated from 2-3/8" and 1-5/16" O.D. 14-gauge galvanized steel tubing. All handrails are welded and polyester powder-coated after fabrication.

Kickplates

Kickplate measures 9-1/2" x 29", and is cut from galvanneal sheet metal with (4) 7/16" x 1" slotted holes punched to coincide with deck flange holes. Edges are ground smooth and Kick plate is powder-coated after fabrication with a baked on polyester finish.

Arch Bridge w/ Pipe Wall

The Arch Bridge is fabricated from pre-punched steel sheet with steel flat support bars welded underneath to increase strength. After welding, the entire bridge is Plastisol coated with a minimum thickness 80 mils on top wear surface. Average perforation size is 0.35" diameter after coating. The Pipe Wall is fabricated from 1-5/16" O.D. galvanized steel tubing with 'L' fitting stainless steel welded for attachment. The entire Pipe Wall receives a baked on polyester powder-coated finish.



Total Elevated Play Components	7	0	Required	0
Total Elevated Play Components Accessible By Ramp	0	7	Required	4
Total Elevated Components Accessible By Transfer	7	7	Required	2
Total Accessible Ground Level Components Shown	2	2	Required	2
Total Different Types Of Ground Level Components	2	2	Required	2

It is the manufacturer's opinion that the structure shown herein complies with current ADA standards concerning accessibility if used with proper accessible surfacing and together with other necessary ground level play equipment.

IMPORTANT: Never install play equipment over hard, unresilient surfaces such as asphalt, concrete, or compacted earth. It is the owner's responsibility to ensure the "minimum area required" contains an appropriate amount of resilient material to cushion accidental falls.

Minimum Area Required:
25'-4" x 30'-6"
Scale: 1/4" = 1'-0"
This drawing can be scaled only when in an 11" x 17" format.

This play equipment is recommended for children ages 5-12

Watters Smith Memorial Park
Lost Creek, WV 26385
Representative
Southern Playground

Drawn By:
Rob Smith
Date:
06/09/09
Drawing Name:
619-46845

ISO 9001 CERTIFIED

play&park structures
401 Chestnut St., Ste. 310
Chattanooga, TN 37402
800-727-1907
www.playandpark.com



Southern Play
P.O. Box 4505
Virginia Beach,
Contact: Kelly F
Phone: 757-431-
Fax: 757-431-0
Email: krobinsc

Watters Smith Memeorial Park

Watters Smith Memorial Park
 Attn: Frank Whittaker
 PO Box 296
 Lost Creek, WV 26385

Quote Nu
 Quot

Stock ID	Description	Quantity
60919	ZIG ZAG ADAPTER	3
62007	10' UPRIGHT(ALUM)W/CAP-3.5"OD	4
62010	36" X 36"DECK	1
62015	8" SMALL KICKPLATE	2
62016	TRIANGLE DECK	3
62022	9' UPRIGHT(ALUM)W/CAP-3.5"OD	3
62028	TRANSFER MODULE 2'8" DECK	1
62033	TIC-TAC-TOE FRAME	1
62103	ARCH CLIMBER 2'8" DECK	1
62172	TRAPEZE RINGS-4'	1
62267	LOOP POLE 3'-4"	1
62298	11' UPRIGHT(ALUM)W/CAP-3.5"OD	5
62328	2'8" SINGLE VELOCITY WAVE SLIDE	1
62363	ENHANCED BARRIER W/STEERING WHEEL	1
63744	ARCH BDG W/PIPE WALL-36"	1
63754	HORIZ LOOP LADDER ATTACH 2'8"	1
63987	4' SINGLE VELOCITY SLIDE	1

Watters Smith Memorial Park

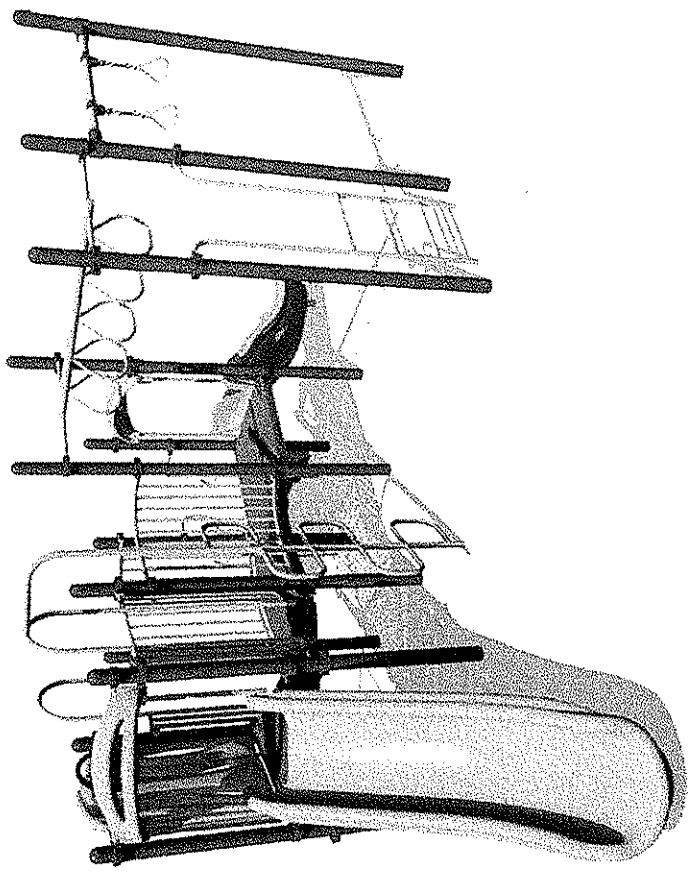
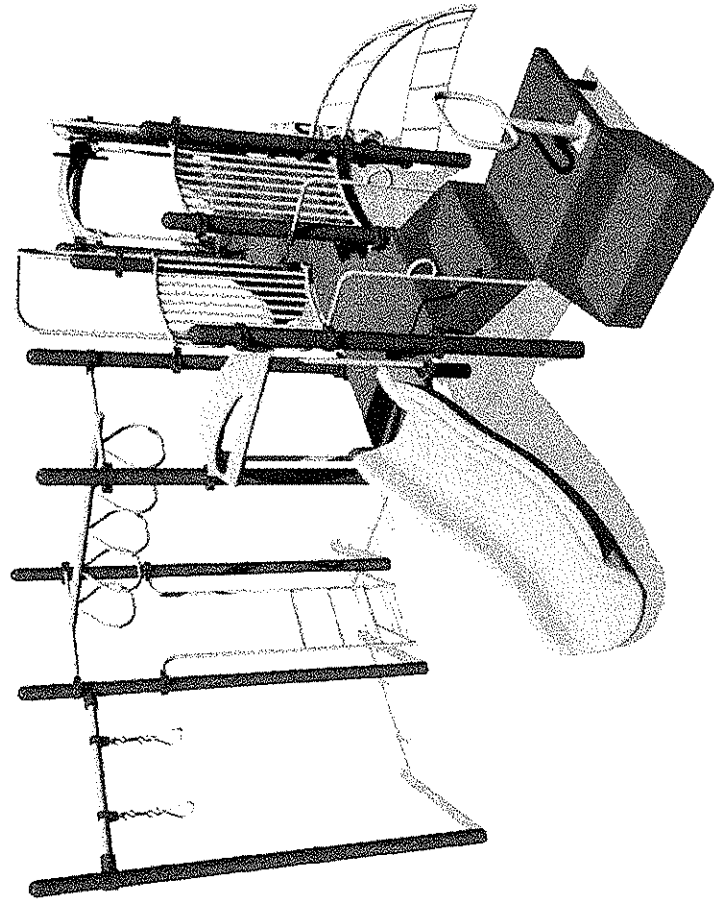
Lost Creek, WV



**SOUTHERN
PLAYGROUND**

PO Box 4505
509 Central Drive #109
Virginia Beach, VA 23464
1-757-431-0057 info@southernplayground.com

1-800-257-1314



**play&park
structures**
Gateway to Imaginative Play

Gateway to Imaginative Play

Watters Smith Memorial Park
619-46845

6/9/2009

DuraMax Specifications

General System Specifications:

DuraMax features 3 1/2" O.D. uprights with a high-strength aluminum alloy clamp fastening system finished with a polyester powder-coat and utilizing stainless steel tabs on component connections. All uprights shall receive factory installed aluminum post caps and will ship with labels for manufacturer identification.

All decks and components shall connect using the aluminum alloy clamping system. All climbing attachments shall include a 15" wide deck entry archway to control deck access to one child at a time and help prevent inadvertent falls.

Manufacturer shall offer the following warranties on the materials and components of its system:

- Lifetime limited warranty on support posts (uprights)
- 15-Year limited warranty on punched steel decks, pipes, rails, loops and rungs
- 15-Year limited warranty on rotationally molded polyethylene components
- Lifetime limited warranty on all hardware

Manufacturer shall be ISO 9001/2000 certified

Manufacturer shall show IPEMA certification of compliance for each component that the product conforms with the requirements of ASTM F1487-01.

General Specifications of Materials

Clamps

All clamps are cast of high-strength 356 aluminum. All clamps are 1-3/4" wide with a minimum wall thickness of 3/8", and are powder-coated to match the post color. Each casting is precision-drilled to receive a 1/4" x 1-3/4" zinc-plated steel hinge pin. The hinging design facilitates installation and ensures a snug fit between clamp and post. Each clamp is secured in place using a 1/4" x 3/4" aluminum drive rivet to prevent slippage or rotation on the post. Fasteners for clamps are stainless steel 3/8" x 1-1/2" special tamper-resistant pinned bolt with locking patch, and a heavy hex nut, which fits in a recess, cast into the clamp. The pinned head requires a special tool for fastening (provided with each structure), thus ensuring vandal-resistance.

All clamps receiving rungs are drilled and tapped to receive a 3/8" x 3/8" stainless steel cone-point set screw with locking patch, which prevents the rungs from turning or being pulled out. The 1-5/16" O.D. rungs terminate inside the clamp, thereby eliminating the need for end caps. The aluminum alloy used in the casting of clamps shall meet the following mechanical properties:

Ultimate Tensile Strength - 45,000 psi
Yield Strength - 26,000 psi
Shear Strength - 40,000 psi
Elongation - 8 %

Rotationally Molded Plastics

All Rotationally Molded Products are manufactured from linear low-density polyethylene UV-stabilized color and an anti-static compound additive. The tensile strength of this material is to be 2500 PSI as defined by ASTM D638. The typical wall thickness will be .250" (1/4"). All rotationally molded products shall meet or exceed the following specifications: ASTM D-1248, type 2, class A and Federal specification LP-390C, type 1, class M, grade 2, category 3; Density (ASTM D- 1505); Brittleness Temperature (ASTM D-746); Tensile Values (ASTM D-638); Flexural Modulus (ASTM D-790); Heat Distortion (ASTM-648); Low Temperature Impact (ARM-STD). All solid plastic panels are manufactured from high-density polyethylene. All solid plastic panels shall meet or exceed the following specifications: Density (ASTM D- 1505); Brittleness Temperature (ASTM D-746); Tensile Values (ASTM D-638); Flexural Modulus (ASTM D-790).

Polyester Powder-Coating Process

Powder-coat shall be an electrostatically applied custom formula of TGIC polyester powder. All components will be free of sharp edges and excess weld spatter and shall be cleaned in a six stage bath system with an iron phosphate wash, as a rust inhibitor, and a sealer to prevent flash rusting before coating. The coating shall have a super tough finish with maximum exterior durability and will have superior adhesion characteristics. Typical characteristics are: 3.0 - 5.0 mil thickness and oven cured between 375 to 425 degrees Fahrenheit. Pencil Hardness H (ASTM D-3363), Impact (ASTM D-2794-69), Wedge Bend (ASTM D-522-68), Adhesion (Cross Hatch ASTM D-3359 & Knife Scratch ASTM D-2197), Environmental (Stain Resistance ASTM D-1308, Humidity ASTM D 2247 - 87, Salt Spray ASTM B-117 & Fadometer 300 hrs with no loss of gloss), Oven-bake Stability 100% at 400 degrees Fahrenheit.

Hardware

All nuts, bolts, and washers, with exceptions noted, shall be 3/8" diameter 18-8 stainless steel in varying lengths, with a vandal-resistant hex-pinned head configuration and factory-applied locking patch. When allowed a 72-hour cure time, the locking patch will prevent the bolt from loosening without at least 4 times the installation torque. Park Structures will supply the special tool required to turn vandal-resistant hardware with each shipment. 1/2" diameter Ramp and Arch Bridge connecting hardware shall be Grade 5 zinc-plated, and 3/8" Clatter Bridge security bolts shall be Grade 8 hardened and zinc-plated.

Plastisol Coating

All metal deck platforms, steps, bridge planks, ramps, kickplates, and chains are plastisol-coated. Each part is chemically washed and completely submerged in a special heat-activated primer and allowed to dry. Parts are then pre-heated and immersed in liquid poly-vinyl-chloride (plastisol). The PVC coating shall have a typical thickness of .080" to .120", and a hardness of Shore A 83 +/-5 normal durometer range. This material is classed as "Self Extinguishing", meets or exceeds automotive specifications NVSS302, and contains ultraviolet inhibitors to help prolong the life of the coating. Standard color is brown, with optional colors available. The following characteristics apply:

Tensile Strength - 2,800 psi

Elongation - 290 %

Tear Strength - 420 lbs/in

Uprights - Aluminum

The posts shall be 3 1/2" O.D. with a 0.125" wall thickness 6061-T6 extruded seamless Aluminum tubing conforming to ASTM B-221 and QQ-A 200/8. Tensile strength is 44,962 psi, and yield strength is 39,885 psi. Entire post is polyester powder-coated after fabrication. A cast aluminum cap of matching color is factory riveted into the top end using two aluminum rivets.

Metal Components

Arch Climber

Arch Climber frame is fabricated from 1-5/16" O. D. 14-gauge galvanized steel tube with a baked on polyester powder-coated finish after fabrication. Arch Barrier is fabricated from 1-5/16" O.D. x .083" (14 gauge) wall galvanized steel tubing with interior vertical members fabricated of 1-1/16" x .075" O.D. (15 gauge) wall galvanized steel tubing. The Arch Barrier is a welded assembly and receives a baked-on powder coat finish.

Trapeze Rings (4-Span)

Swivel Clamps are fitted with a pressed oil-impregnated bronze bushing and attached using the Shoulder Bolt to a hot-dip galvanized 5/16" steel Pendulum for smooth movement. Trapeze Beams are 2-3/8" O.D. galvanized steel tubing. Trapeze Rings are Cast Aluminum. All parts have a baked on polyester powder-coated finish after fabrication.

Loop Pole

Vertical Pole Barrier is fabricated from 1-5/16" O.D. , 1-5/8" O.D. galvanized steel tubing, and galvanized tabs, and all welded. The entire barrier is coated after fabrication with a baked on polyester powder-coat finish. Loop Pole consists of a straight 1-5/8" O.D. galvanized steel tube with a 1-5/16" reduced end fitting for insertion into Vertical Pole Barrier overhead extension. Loops are fabricated from a 1-5/16" O.D. tube bent to form 12" loops and welded to the center pole.

Roto-Molded Components

Tic-Tac-Toe Frame

Tic-Tac-Toe Frame consist of 1" O.D. 11-gauge galvanize steel tubing and 1-5/16" O.D. 14-gauge galvanize steel tubing. Tic-Tac-Toe Frame receives a baked on polyester powder-coated finish after fabrication. Tic-Tac-Toe Plastic Blocks are rotationally molded from an extremely durable medium-density polyethylene with lettering molded in.

Single Slides

Slide foot buck is fabricated from 2 3/8" O.D. 13 gauge galvanized steel tubing with a welded 12 gauge steel plate. All metal parts receive a baked-on polyester powder-coat finish after fabrication. Handhold is made of a 1 5/16" O.D. 14 gauge galvanized pipe, 12 gauge laser cut stainless steel and a 14 gauge galvanized end cap. Visor Hood and Fast Four Slide shall be rotationally molded from an extremely durable double-walled low density polyethylene with (UV) light stabilizers and color molded in. This material complies with STM-D-1248, Type 2, Class A, and Federal specification LP-390C, Type 1, Class M, Grade 2 < Category 3, and has a minimum 1/4" wall thickness. The entrance section shall have a flat "sit-down" area 17-3/4" wide x 12" long. The side walls in this area shall be 20" high (measured from the slide surface) and shall be molded into the entrance section.

Enhanced Barrier

Enhanced Barrier: Shall be 3-1/2" thick color impregnated linear low density polyethylene and shall conform to the rotationally molded specifications outlined herein, with double wall construction molded to a minimum 3/16" wall thickness. Smashed pipe is made from 1.029" (15 gauge) O.D. galvanized pipe. Barrier slides over smashed pipe that is attached to deck. Barrier attaches to uprights using panel clamps.

Panel Cap is made from Butyl / 90 Durometer Black Rubber and attaches to Barrier via molded in inserts. All polyethylene shall be linear low-density material with UV-stabilized color and an anti-static compound additive. All rotationally molded products shall meet or exceed the following specifications: ASTM D-1248, type 2, class A and Federal specification LP-390C, type 1, class M, grade 2, category 3; Density (ASTM D- 1505); Brittleness Temperature (ASTM D-746); Tensile Values (ASTM D-638); Flexural Modulus (ASTM D-790); Heat Distortion (ASTM-648); Low Temperature Impact (ARM-STD).

Deck Components

Deck Platforms

Metal decks shall be a one-piece construction and shall be designed to maintain a full 36" on center post spacing. Metal decks shall be fabricated from 12 gauge hot rolled steel which shall be punched, formed, and reinforced with welded in place 2-1/2" x 12 ga. steel strips. Decks shall include a pattern of equally spaced slots on each side to provide a flush mounting of play events that attach to the deck, as well as the design of more than one adjacent deck at the same height. Each deck shall have welded at the corner underside a threaded 3/8" stud for attachment to the post's Deck Clamps. This fastening technique eliminates the need for hardware protruding through the deck surface, thereby eliminating the possibility of an entanglement hazard and presenting a clean and smooth deck surface. Entire deck assembly, after fabrication, shall be dipped in a textured skid-resistant poly-vinyl-chloride (plastisol) coating to a minimum thickness of .080".

Transfer Module - Square

Transfer Deck and Steps are fabricated from pre-punched steel sheet 12-gauge thick with steel flat support bars welded underneath to increase strength. After welding, the entire platform is Plastisol-coated with a thickness of min 80 mils on top wear surface. Average perforation size is 1/4" diameter after coating.

Handrails are fabricated from 1 5/16" O.D. 14-gauge galvanized steel tubing. Support posts are 1-5/8" O.D. 14-gauge for lower step and 2-3/8" O.D. 10-gauge for Transfer Deck Center Support Post. Transfer Handle with big loop is fabricated from 2-3/8" and 1-5/16" O.D. 14-gauge galvanized steel tubing. All handrails are welded and polyester powder-coated after fabrication.

Kickplates

Kickplate measures 9-1/2" x 29", and is cut from galvanized sheet metal with (4) 7/16" x 1" slotted holes punched to coincide with deck flange holes. Edges are ground smooth and Kick plate is powder-coated after fabrication with a baked on polyester finish.

Arch Bridge w/ Pipe Wall

The Arch Bridge is fabricated from pre-punched steel sheet with steel flat support bars welded underneath to increase strength. After welding, the entire bridge is Plastisol coated with a minimum thickness 80 mils on top wear surface. Average perforation size is 0.35" diameter after coating. The Pipe Wall is fabricated from 1-5/16" O.D. galvanized steel tubing with 'L' fitting stainless steel welded for attachment. The entire Pipe Wall receives a baked on polyester powder-coated finish.

play&park structures®

Gateway to Imaginative Play™

401 Chestnut Street, Suite 310

Chattanooga, TN 37402

Phone: 888-404-5737

Email: service@playandpark.com

Play & Park Structures Warranties

Play & Park Structures provides warranties on all materials and workmanship for one year, excluding vandalism. In addition, Play & Park Structures offers:

Limited Lifetime Warranty

- Posts, Clamps & Postcaps
- All Hardware

15-Year Limited Warranty

- SuperMax, DuraMax, miniMax: Decks, Pipes, Rails & Loops
- Roto molded Plastic Components
- Pressure Teated Lumber utilized in Site Furnishings

10-Year Limited Warranty

- Health Trail Systems
- Shade Fabric

5-Year Warranty

- Swing Seats

- On all other Play & Park Structures products including moving parts
- Spring Bouncer Springs
- HDPE Components

1-Year Warranty

All warranties specifically exclude damage caused by vandalism; negligence, improper installation or improper use; changes in appearance resulting from weathering; scratches, dents or marring as a result of use.

Warranties are valid only if products are installed and maintained in accordance with Play & Park Structures instructions and use approved parts.

At Play & Park Structures, we stand behind our product and are committed to the highest level of customer satisfaction.

**For the purpose of this warranty, lifetime encompasses no specific term of years, but rather that Seller warrants to its original customer for as long as the original customer owns the Product and uses the Product for its intended purpose that the Product and all parts will be free from defects in material and manufacturing workmanship.*

ENTRY ARCHWAY shall be fabricated of 1 5/16" O.D. x .083" (14 gauge) wall galvanized steel tubing with vertical rungs fabricated from 1-1/16" O.D. x 15 gauge (.075" thick) galvanized steel tubing. L-Fitting is fabricated from 3/16" thick steel for attachment to clamp. The Entry Archway shall be an all-welded assembly and shall be coated after fabrication with a custom formula of TGIC polyester powder coating.

MOUNTING BRACKET shall be formed from 1/4" x 2" hot-rolled steel plate. The Mounting Bracket shall be coated after fabrication with a custom formula of TGIC polyester powder coating.

CLIMBER shall be rotationally molded from an extremely durable double-walled low-density polyethylene with (UV) light stabilizers and color molded in. This material complies with STM-D-1248, Type 2, Class A, and Federal specification LP-390C, Type 1, Class M, Grade 2, Category 3, and has a minimum 1/4" wall thickness.

FOOTBUCKS are fabricated from 1 5/16" O.D. x .083" (14 gauge) wall galvanized steel tubing with smashed end for attachment to climber. Footbuck shall be coated after fabrication with a custom formula of TGIC polyester powder coating

FunVisor

Roof shall be a single piece rotationally molded from an extremely durable low-density polyethylene with ultraviolet (UV) light stabilizers and color molded in. This material complies with ASTM-D-1248, Type 2, Class A, and Federal Specification LP-390C, Type 1, Class M, Grade 2, Category 3, and has a minimum 3/16" wall thickness.

Enhanced Barrier

Enhanced Barrier: Shall be 3-1/2" thick color impregnated linear low density polyethylene and shall conform to the rotationally molded specifications outlined herein, with double wall construction molded to a minimum 3/16" wall thickness. Smashed pipe is made from 1.029" (15 gauge) O.D. galvanized pipe. Barrier slides over smashed pipe that is attached to deck. Barrier attaches to uprights using panel clamps.

Panel Cap is made from Butyl / 90 Durometer Black Rubber and attaches to Barrier via molded in inserts. All polyethylene shall be linear low-density material with UV-stabilized color and an anti-static compound additive. All rotationally molded products shall meet or exceed the following specifications: ASTM D-1248, type 2, class A and Federal specification LP-390C, type 1, class M, grade 2, category 3; Density (ASTM D- 1505); Brittleness Temperature (ASTM D-746); Tensile Values (ASTM D-638); Flexural Modulus (ASTM D-790); Heat Distortion (ASTM-648); Low Temperature Impact (ARM-STD).

Hurricane Slide with Rung Entrance

SPECIFICATIONS:

EXTENSION PLATFORM: All welded assembly made from 11 GA. H.R. steel sheet, with a plastisol coating. (see general specs for plastisol coating information)

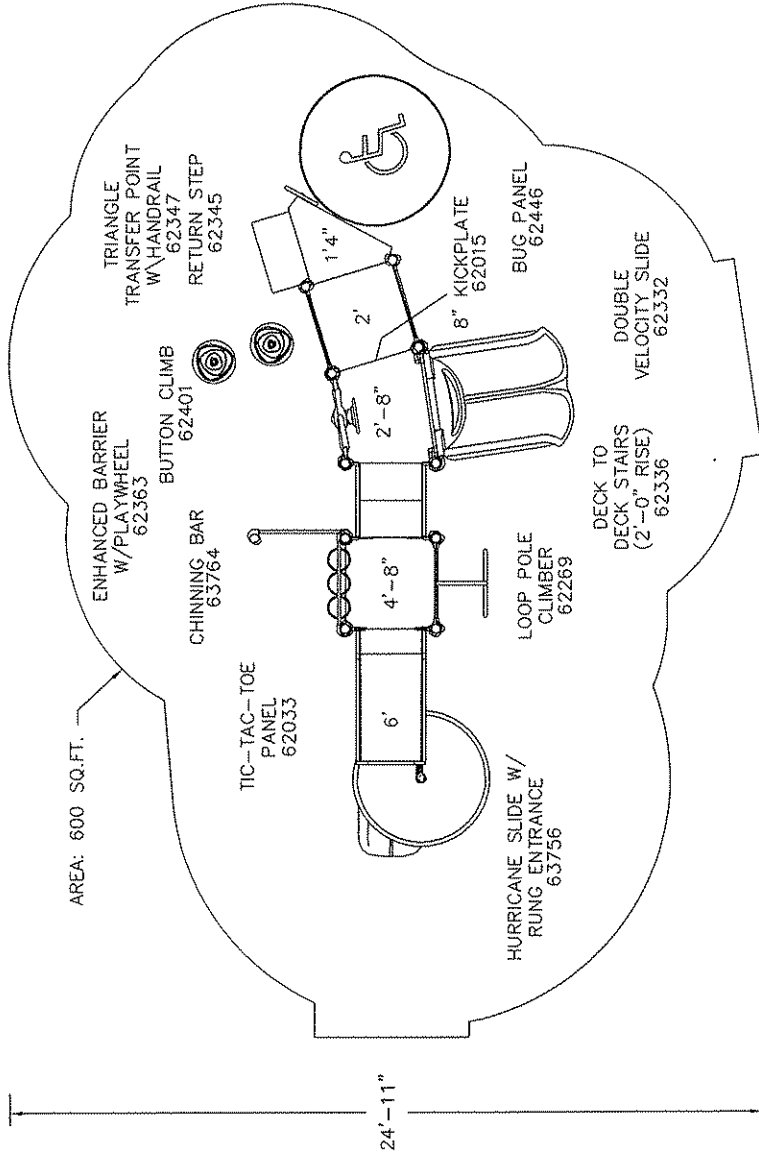
METAL SLIDE ENCLOSURE: 1.315" O.D. galvanized pipe formed rails with 1.029" O.D. rungs and 11 Ga. H.R. flat steel mounting plates, all in a welded, powder coated assembly.

PIPE ENCLOSURE: 1.315" O.D. galvanized pipe top rails with 1.029" O.D. rungs and 1/8" thick stainless steel mounting plates, in an all welded powder coated assembly.

PIPE ENCLOSURE SUPPORT ASS'Y: 1.315" O.D. pipe, with a 3/16" stainless steel tab, in an all welded powder coated assembly.



34'-2"



24'-11"

Total Elevated Play Components	7	0	Required
Total Elevated Components Accessible By Transfer	0	6	Required
Total Elevated Components Accessible By Transfer	6	2	Required
Total Accessible Ground Level Components Shown	2	2	Required
Total Different Types Of Ground Level Components	2	2	Required

it is the manufacturer's opinion that the structure shown herein complies with current ada standards concerning accessibility if used with proper accessible surfacing and together with other necessary ground level play equipment

Minimum Area Required:
24'-11" x 34'-2"
Scale: 1/4" = 1'-0"
This drawing can be scaled only when in an 11" x 17" format

This play equipment is recommended for children ages 5-12

IMPORTANT: Never install play equipment over hard, unresilient surfaces such as asphalt, concrete, or compacted earth. It is the owner's responsibility to ensure the "minimum area required" contains an appropriate amount of resilient material to cushion accidental falls.

Drawn By: Rob. Smith
Date: 06/09/09
Drawing Name: 619-48844

play&park structures
401 Chestnut St., Ste. 310
Chattanooga, TN 37402
800-727-1907
www.playandpark.com

Watters Smith Memorial Park
Lost Creek, WV 26385
Representative
Southern Playground

play&park
structures®
Gateway to Imaginative Play

P.O. Box 680121
Fort Payne, AL 35967
256-997-5212 – phone
256-997-5312 – fax
mikeh@plavcore.com

June 17, 2009

State of West Virginia
Department of Administration
Purchasing Division
2019 Washington Street East
P.O. Box 50130
Charleston, WV 25305-0130


RE: Play & Park Structures Drawings # 619-46820, 619-46844 & 619-46845

To Whom It May Concern:

This letter will serve to confirm that the equipment referenced above was designed to conform to or exceed the applicable voluntary CPSC guidelines and ASTM standards (F1487.07). Additionally, ASTM compliance has been certified by IPEMA (for a full listing of IPEMA certified products, please see Play & Park Structure's product listing at the IPEMA website at www.IPEMA.org).

Sincerely,

PlayCore



Mike Hawkins
Vice President,
Corporate Risk Management,
Insurance and Legal Affairs

MH/mt