



State of West Virginia
 Department of Administration
 Purchasing Division
 2019 Washington Street East
 Post Office Box 50130
 Charleston, WV 25305-0130

Request for Quotation

RFQ NUMBER
DNR209130

PAGE
1

ADDRESS CORRESPONDENCE TO ATTENTION OF
FRANK WHITTAKER 304-558-2316

VENDOR

RFQ COPY
 TYPE NAME/ADDRESS HERE
Chefs Depot Inc DBA Colinary Depot
412 Rt 59
Monsey NY 10952

SHIP TO

DIVISION OF NATURAL RESOURCES
 CASS SCENIC RAILROAD ST PARK
 ATTN: PARK SUPERINTENDENT
 BOX 107
 CASS, WV
 24927 456-4300

DATE PRINTED	TERMS OF SALE	SHIP VIA	F.O.B.	FREIGHT TERMS
02/25/2009				

BID OPENING DATE: 03/12/2009 BID OPENING TIME 01:30PM

LINE	QUANTITY	UOP	CAT NO	ITEM NUMBER	UNIT PRICE	AMOUNT
001	1	LS		740-70		
REFRIGERATORS, COMMERCIAL						
<p>THE WEST VIRGINIA PURCHASING DIVISION, FOR THE AGENCY. THE WEST VIRGINIA DIVISION OF NATURAL RESOURCES, IS SOLICITING BIDS FOR TWO (2) COMMERCIAL WALK-IN COOLERS AND ONE (1) COMMERCIAL WALK-IN FREEZER FOR CASS SCENIC RAILROAD STATE PARK PER THE ATTACHED SPECIFICATIONS.</p> <p>BANKRUPTCY: IN THE EVENT THE VENDOR/CONTRACTOR FILES FOR BANKRUPTCY PROTECTION, THIS CONTRACT MAY BE DEEMED NULL AND VOID, AND TERMINATED WITHOUT FURTHER ORDER.</p> <p>NOTICE</p> <p>A SIGNED BID MUST BE SUBMITTED TO:</p> <p>DEPARTMENT OF ADMINISTRATION PURCHASING DIVISION BUILDING 15 2019 WASHINGTON STREET, EAST CHARLESTON, WV 25305-0130</p> <p>THE BID SHOULD CONTAIN THIS INFORMATION ON THE FACE OF THE ENVELOPE OR THE BID MAY NOT BE CONSIDERED:</p> <p>SEALED BID</p>						

RECEIVED
 2009 MAR 23 PM 12:59
 WV PURCHASING DIVISION

SEE REVERSE SIDE FOR TERMS AND CONDITIONS		
SIGNATURE	TELEPHONE	DATE
<i>[Signature]</i>	845 352 8200	3/11/09
TITLE	FEIN	ADDRESS CHANGES TO BE NOTED ABOVE
<i>Vice President</i>	20125349	

WHEN RESPONDING TO RFQ, INSERT NAME AND ADDRESS IN SPACE ABOVE LABELED 'VENDOR'



State of West Virginia
 Department of Administration
 Purchasing Division
 2019 Washington Street East
 Post Office Box 50130
 Charleston, WV 25305-0130

Request for Quotation

RFQ NUMBER
 DNR209130

PAGE
 2

ADDRESS CORRESPONDENCE TO ATTENTION OF:
 FRANK WHITTAKER
 304-558-2316

PROPERTY

RFQ COPY
 TYPE NAME/ADDRESS HERE

Chefs Depot Inc DBA culinary Dept
412 Rt 59
Morsey NY 10952

SHIP TO

DIVISION OF NATURAL RESOURCES
 CASS SCENIC RAILROAD ST PARK
 ATTN: PARK SUPERINTENDENT
 BOX 107
 CASS, WV
 24927 456-4300

DATE PRINTED	TERMS OF SALE	SHIP VIA	F.O.B.	FREIGHT TERMS
02/25/2009				

BID OPENING DATE: 03/12/2009 BID OPENING TIME 01:30PM

LINE	QUANTITY	UOP	CAT. NO.	ITEM NUMBER	UNIT PRICE	AMOUNT
BUYER: 44 RFQ. NO.: DNR209130 BID OPENING DATE: 03/12/2009 BID OPENING TIME: 1:30 PM PLEASE PROVIDE A FAX NUMBER IN CASE IT IS NECESSARY TO CONTACT YOU REGARDING YOUR BID: ----- <i>845-352-2700</i> ----- CONTACT PERSON (PLEASE PRINT CLEARLY): ----- <i>Riva Zicker</i> ----- ***** THIS IS THE END OF RFQ. DNR209130 ***** TOTAL: <u><i>\$32,503.50</i></u>						

SEE REVERSE SIDE FOR TERMS AND CONDITIONS

SIGNATURE <i>[Signature]</i>	TELEPHONE <i>845 352 8200</i>	DATE <i>3/11/09</i>
TITLE <i>Vice President</i>	FEIN <i>201125349</i>	ADDRESS CHANGES TO BE NOTED ABOVE

WHEN RESPONDING TO RFQ, INSERT NAME AND ADDRESS IN SPACE ABOVE LABELED 'VENDOR'

PURCHASING CONTINUATION SHEET

BUYER:	PAGE	Req. or PO#
		DNR 209130

VENDOR Chefs Depot Inc DBA Culinary Dept

Spending Unit:
DNR -

Item No:	Quantity	Description	Unit Price	Amount
1	1	<p>Commercial walk-in cooler with floor. Minimum dimensions must be 6' 9" x 11' 7" x 8' 6" in height; 34" x 76" right hand hinge door left of center on a 11/7" side. Refrigeration system must have minimum of one (1) horsepower. Compressor unit must: use 404a refrigerant; plug into a 240 volt single phase pre-assembled remote with low ambient kit; have a minimum of 9730 BTU's per hour at 35 degrees; be hermetic with low and high pressure safety controls; defrost timer; dryer; sight glass and weather hood. Evaporator must be pre-assembled with thermostat and pump down solenoid valve and 15' pre-charged refrigeration lines with quick coupling. Refrigeration system must be charged by a certified refrigeration specialist. Brand or grade offered: <u>Taico</u></p> <p>To include warranty: five (5) years on compressor; one (1) year on all parts; and ten (10) years on insulated panels. Refrigeration system must be charged by a certified refrigeration specialist.</p> <p>Maintenance personnel at Cass Scenic Railroad State Park will receive and unload all panels and refrigeration equipment and inspect for damage. Also, maintenance personnel will assemble cooler.</p> <p>Vendor must provide ninety (90) days service and labor on unit and respond to service calls within twenty-four (24) hours. F.O.B. Destination. Freight or delivery charges must be included in the price of the goods. Delivery must be made within thirty (30) days of purchase order award.</p> <p>Vendor must submit manufactures published literature and a copy of the specifications for the unit being proposed.</p>	\$ 10,412.50	\$ 10,412.50
2	1	<p>Commercial walk-in cooler with floor. Minimum dimensions must be 5' 10" x 7' 9" x 8' 6" in height; 34" x 76" door left hand hinge of center on a 5'10" side. Refrigeration system must be a minimum of 3/4 horse power. Compressor unit must: use 404a refrigerant; plug into a 240 volt single phase preassembled remote with low ambient kit; have a minimum of 7260 BTU's per hour at 35 degrees; be hermetic with low and high pressure safety controls, defrost timer, dryer, sight glass and weather hood. Evaporator must be pre-assembled with thermostat and pump down solenoid valve; 15' pre-charged refrigeration lines with quick couplina. Brand or grade offered: <u>Taico</u></p> <p>To include warranty: five (5) years on compressor; one (1) year on all parts; and ten (10) years on insulated panels. Refrigeration system must be charged by a certified refrigeration specialist.</p> <p>Maintenance personnel at Cass Scenic Railroad State Park will receive and unload all panels and refrigeration equipment and inspect for damage. Also, maintenance personnel will assemble cooler.</p> <p>Vendor must provide ninety (90) days service and labor on unit and respond to service calls within twenty-four (24) hours. F.O.B. Destination. Freight or delivery charges must be included in the price of the goods. Delivery must be made within thirty (30) days of purchase order award.</p> <p>Vendor must submit manufactures published literature and a copy of the specifications for the unit being proposed.</p>	\$ 8,960.50	\$ 8,960.50

PURCHASING CONTINUATION SHEET

BUYER:	PAGE	Req. or PO#
		DNR 209130

VENDOR Chefs Depot Inc DBA Culinary Depot

Spending Unit:
DNR -

Item No:	Quantity	Description	Unit Price	Amount
3	1	<p>Commercial walk-in freezer with floor. Minimum dimensions must be 6/9" x 11' x 8/6" in height; 34" x 76" door right hand hinge of center on a 11/7" side. Refrigeration system must be a minimum of three (3) horse power system. Compressor unit must use 404a refrigerant; plug into a 240 volt single phase pre-assembled remote with low ambient kit; have a minimum of 11,885 BTU's per hour at -10 degrees; be hermetic or semi-hermetic with low and high pressure safety controls, defrost timer, filter dryer, sight glass and weather hood. Evaporator must be pre-assembled with electric defrost heaters/thermostat, pump down solenoid valve and 4' drain heat tape; 15' pre-charged refrigeration lines with quick couplings. Freezer must have a five (5) years on compressor; a one (1) year on all parts; and a ten (10) years on insulated panels. Refrigeration system must be charged by a certified refrigeration specialist.</p> <p>Brand or grade offered: _____</p> <p>To include warranty: five (5) years on compressor; one (1) year on all parts; and ten (10) years on insulated panels. Refrigeration system must be charged by a certified refrigeration specialist.</p> <p>Maintenance personnel at Cass Scenic Railroad State Park will receive and unload all panels and refrigeration equipment and inspect for damage. Also, maintenance personnel will assemble cooler.</p> <p>Vendor must provide ninety (90) days service and labor on unit and respond to service calls within twenty-four (24) hours. F.O.B. Destination. Freight or delivery charges must be included in the price of the goods. Delivery must be made within thirty (30) days of purchase order award.</p> <p>Vendor must submit manufactures published literature and a copy of the specifications for the unit being proposed.</p>	\$ 13,130.50	\$ 13,130.50
		The award may be split if it is in the best interest of the West Virginia Division of Natural Resources.		

TOTAL THIS PAGE \$ 32,503.50

STATE OF WEST VIRGINIA
Purchasing Division

PURCHASING AFFIDAVIT

VENDOR OWING A DEBT TO THE STATE:

West Virginia Code §5A-3-10a provides that: No contract or renewal of any contract may be awarded by the state or any of its political subdivisions to any vendor or prospective vendor when the vendor or prospective vendor or a related party to the vendor or prospective vendor is a debtor and the debt owed is an amount greater than one thousand dollars in the aggregate.

PUBLIC IMPROVEMENT CONTRACTS & DRUG-FREE WORKPLACE ACT:

If this is a solicitation for a public improvement construction contract, the vendor, by its signature below, affirms that it has a written plan for a drug-free workplace policy in compliance with Article 1D, Chapter 21 of the *West Virginia Code*. The vendor **must** make said affirmation with its bid submission. Further, public improvement construction contract may not be awarded to a vendor who does not have a written plan for a drug-free workplace policy in compliance with Article 1D, Chapter 21 of the *West Virginia Code* and who has not submitted that plan to the appropriate contracting authority in timely fashion. For a vendor who is a subcontractor, compliance with Section 5, Article 1D, Chapter 21 of the *West Virginia Code* may take place before their work on the public improvement is begun.

ANTITRUST:

In submitting a bid to any agency for the state of West Virginia, the bidder offers and agrees that if the bid is accepted the bidder will convey, sell, assign or transfer to the state of West Virginia all rights, title and interest in and to all causes of action it may now or hereafter acquire under the antitrust laws of the United States and the state of West Virginia for price fixing and/or unreasonable restraints of trade relating to the particular commodities or services purchased or acquired by the state of West Virginia. Such assignment shall be made and become effective at the time the purchasing agency tenders the initial payment to the bidder.

I certify that this bid is made without prior understanding, agreement, or connection with any corporation, firm, limited liability company, partnership or person or entity submitting a bid for the same materials, supplies, equipment or services and is in all respects fair and without collusion or fraud. I further certify that I am authorized to sign the certification on behalf of the bidder or this bid.

LICENSING:

Vendors must be licensed and in good standing in accordance with any and all state and local laws and requirements by any state or local agency of West Virginia, including, but not limited to, the West Virginia Secretary of State's Office, the West Virginia Tax Department, West Virginia Insurance Commission, or any other state agencies or political subdivision. Furthermore, the vendor must provide all necessary releases to obtain information to enable the Director or spending unit to verify that the vendor is licensed and in good standing with the above entities.

CONFIDENTIALITY:

The vendor agrees that he or she will not disclose to anyone, directly or indirectly, any such personally identifiable information or other confidential information gained from the agency, unless the individual who is the subject of the information consents to the disclosure in writing or the disclosure is made pursuant to the agency's policies, procedures and rules. Vendor further agrees to comply with the Confidentiality Policies and Information Security Accountability Requirements, set forth in <http://www.state.wv.us/admin/purchase/privacy/noticeConfidentiality.pdf>.

Under penalty of law for false swearing (*West Virginia Code* §61-5-3), it is hereby certified that the vendor affirms and acknowledges the information in this affidavit and is in compliance with the requirements as stated.

Vendor's Name: Chefs Depot Inc DBA Culinary Depot
Authorized Signature: [Signature] Date: 3/11/09

State of West Virginia VENDOR PREFERENCE CERTIFICATE

Certification and application* is hereby made for Preference in accordance with *West Virginia Code*, §5A-3-37. (Does not apply to construction contracts). *West Virginia Code*, §5A-3-37, provides an opportunity for qualifying vendors to request (at the time of bid) preference for their residency status. Such preference is an evaluation method only and will be applied only to the cost bid in accordance with the *West Virginia Code*. This certificate for application is to be used to request such preference. The Purchasing Division will make the determination of the Resident Vendor Preference, if applicable.

1. **Application is made for 2.5% resident vendor preference for the reason checked:**
 Bidder is an individual resident vendor and has resided continuously in West Virginia for four (4) years immediately preceding the date of this certification; **or**,
 Bidder is a partnership, association or corporation resident vendor and has maintained its headquarters or principal place of business continuously in West Virginia for four (4) years immediately preceding the date of this certification; **or** 80% of the ownership interest of Bidder is held by another individual, partnership, association or corporation resident vendor who has maintained its headquarters or principal place of business continuously in West Virginia for four (4) years immediately preceding the date of this certification; **or**,
 Bidder is a nonresident vendor which has an affiliate or subsidiary which employs a minimum of one hundred state residents and which has maintained its headquarters or principal place of business within West Virginia continuously for the four (4) years immediately preceding the date of this certification; **or**,
2. **Application is made for 2.5% resident vendor preference for the reason checked:**
 Bidder is a resident vendor who certifies that, during the life of the contract, on average at least 75% of the employees working on the project being bid are residents of West Virginia who have resided in the state continuously for the two years immediately preceding submission of this bid; **or**,
3. **Application is made for 2.5% resident vendor preference for the reason checked:**
 Bidder is a nonresident vendor employing a minimum of one hundred state residents or is a nonresident vendor with an affiliate or subsidiary which maintains its headquarters or principal place of business within West Virginia employing a minimum of one hundred state residents who certifies that, during the life of the contract, on average at least 75% of the employees or Bidder's affiliate's or subsidiary's employees are residents of West Virginia who have resided in the state continuously for the two years immediately preceding submission of this bid; **or**,
4. **Application is made for 5% resident vendor preference for the reason checked:**
 Bidder meets either the requirement of both subdivisions (1) and (2) or subdivision (1) and (3) as stated above; **or**,
5. **Application is made for 3.5% resident vendor preference who is a veteran for the reason checked:**
 Bidder is an individual resident vendor who is a veteran of the United States armed forces, the reserves or the National Guard and has resided in West Virginia continuously for the four years immediately preceding the date on which the bid is submitted; **or**,
6. **Application is made for 3.5% resident vendor preference who is a veteran for the reason checked:**
 Bidder is a resident vendor who is a veteran of the United States armed forces, the reserves or the National Guard, if, for purposes of producing or distributing the commodities or completing the project which is the subject of the vendor's bid and continuously over the entire term of the project, on average at least seventy-five percent of the vendor's employees are residents of West Virginia who have resided in the state continuously for the two immediately preceding years.

Bidder understands if the Secretary of Revenue determines that a Bidder receiving preference has failed to continue to meet the requirements for such preference, the Secretary may order the Director of Purchasing to: (a) reject the bid; or (b) assess a penalty against such Bidder in an amount not to exceed 5% of the bid amount and that such penalty will be paid to the contracting agency or deducted from any unpaid balance on the contract or purchase order.

By submission of this certificate, Bidder agrees to disclose any reasonably requested information to the Purchasing Division and authorizes the Department of Revenue to disclose to the Director of Purchasing appropriate information verifying that Bidder has paid the required business taxes, provided that such information does not contain the amounts of taxes paid nor any other information deemed by the Tax Commissioner to be confidential.

Under penalty of law for false swearing (*West Virginia Code*, §61-5-3), Bidder hereby certifies that this certificate is true and accurate in all respects; and that if a contract is issued to Bidder and if anything contained within this certificate changes during the term of the contract, Bidder will notify the Purchasing Division in writing immediately.

Bidder: Chet's Dept Inc DBA Columbia Dept Signed: [Signature]
 Date: 3/11/09 Title: Vice President

*Check any combination of preference consideration(s) indicated above, which you are entitled to receive.



State of West Virginia
 Department of Administration
 Purchasing Division
 2019 Washington Street East
 Post Office Box 50130
 Charleston, WV 25305-0130

Request for
Quotation

RFQ NUMBER	PAGE
DNR209130	1

ADDRESS CORRESPONDENCE TO ATTENTION OF

FRANK WHITTAKER
 304-558-2316

VENDOR

RFQ COPY
 TYPE NAME/ADDRESS HERE

SHIP TO

DIVISION OF NATURAL RESOURCES
 CASS SCENIC RAILROAD ST PARK
 ATTN: PARK SUPERINTENDENT
 BOX 107
 CASS, WV
 24927 456-4300

-44-

DATE PRINTED	TERMS OF SALE	SHIP VIA	FOB	FREIGHT TERMS
03/11/2009				

BID OPENING DATE	BID OPENING TIME
03/24/2009	01:30PM

LINE	QUANTITY	UOP	CAT NO	ITEM NUMBER	UNIT PRICE	AMOUNT
***** ADDENDUM NO. 1 *****						
THIS ADDENDUM IS ISSUED TO CHANGE THE BID OPENING DATE AND TIME TO: MARCH 24, 2009 AT 1:30 PM						
THE TECHNICAL QUESTIONS SUBMITTED BY VENDORS WILL BE ADDRESSED IN A SEPARATE ADDENDUM.						
0001	1	LS		740-70		
REFRIGERATORS, COMMERCIAL						
***** THIS IS THE END OF RFQ DNR209130 ***** TOTAL:						
<p><i>Acknowledge of addendum #1</i></p> <p><i>X [Signature]</i></p>						

SEE REVERSE SIDE FOR TERMS AND CONDITIONS

SIGNATURE	TELEPHONE	DATE
TITLE	FEIN	ADDRESS CHANGES TO BE NOTED ABOVE

WHEN RESPONDING TO RFQ, INSERT NAME AND ADDRESS IN SPACE ABOVE LABELED 'VENDOR'



State of West Virginia
 Department of Administration
 Purchasing Division
 2019 Washington Street East
 Post Office Box 50130
 Charleston, WV 25305-0130

Request for Quotation

RFQ NUMBER DNR209130	PAGE 1
ADDRESS CORRESPONDENCE TO ATTENTION OF FRANK WHITTAKER 304-558-2316	

VENDOR

Riva Zucker
 Chef Depot
 FAX845-352-2700

SHIP TO

DIVISION OF NATURAL RESOURCES
 CASS SCENIC RAILROAD ST PARK
 ATTN: PARK SUPERINTENDENT
 BOX 107
 CASS, WV 24927 456-4300

DATE PRINTED 03/16/2009	TERMS OF SALE	SHIP VIA	FOB	FREIGHT TERMS
----------------------------	---------------	----------	-----	---------------

BID OPENING DATE: 03/24/2009 BID OPENING TIME 01:30PM

LINE	QUANTITY	UOP	CAT NO	ITEM NUMBER	UNIT PRICE	AMOUNT
***** ADDENDUM NO. 2 *****						
THIS ADDENDUM IS ISSUED TO PROVIDE THE ATTACHED VENDOR TECHNICAL QUESTIONS AND AGENCY RESPONSES.						
BID OPENING REMAINS 03/24/09 AT 1:30 PM.						
0001	1	LS	740-70	REFRIGERATORS, COMMERCIAL		
***** THIS IS THE END OF RFQ DNR209130 ***** TOTAL:						

SEE REVERSE SIDE FOR TERMS AND CONDITIONS			
SIGNATURE	TELEPHONE	DATE	
TITLE	FEN	ADDRESS CHANGES TO BE NOTED ABOVE	

WHEN RESPONDING TO RFQ, INSERT NAME AND ADDRESS IN SPACE ABOVE LABELED 'VENDOR'

1. What type of insulation? How thick should the insulation be? What should the R-factor of insulation be?

Insulation shall be 4" thick rigid urethane pour type foamed in place with tenacious bond to inner and outer metal pans.

The type KR factor (thermal conductivity) shall be no more than .116 BTU per hour, per square foot, per inch thickness, per degree Fahrenheit the O factor (over all coefficient of heat transfer) shall not exceed .029 for 4" insulation shall be 97% closed cell to prevent moisture absorption the R factor (efficiency rating) shall be a minimum of 34.48 for 4".

2. Flame rating of insulation?

Insulation shall be in compliance with ASTM-D-1929 and shall provide a minimum self ignition temperature of 650 deg. F. and structural strength FM-4880 class 1 and U.L. approved similar to other panels and shall be to withstand evenly distributed floor loads up to 600 pounds per square foot when panel is fully supported.

3. Is the box metal clap finish if so is metal to be galvalume or aluminium and what gauge?

26 gauge stucco embossed galvalum metal. Finish interior and exterior walls and ceiling. 14 gauge bright galvanized steel floor panels shall be N.S.F. approved N.Y.C. approved #59-85.

4. Is the box NSF approved?

Units/boxes must be approved by the National Sanitation Foundation

5. Does the door and door frame have heaters? Do the door boxes have to have safety latches? What type of latch?

All low temperature walk-ins, doors shall be provided with two warmer cables around the door perimeter. One heater shall be connected and operable. The other shall be for replacement of the first in case of failure.

In fitting door shall be fitted with thermoplastic, magnetic steel core gasket across top and along both sides of door. Bottom of door shall be fitted with adjustable, double vinyl wiper gasket. Gasket shall be water oil, sunlight and fat resistant. When door is in closed position, the magnetic gasket shall form a positive airtight seal. Door gasket shall be easily replaceable.

In fitting door shall be equipped with contemporary design, heavy duty, pull handle. Pull handle shall have a cylinder lick built into the handle. Latches

U

shall be provided with inside safety release to prevent accidental or malicious entrapment in walk-in. latches ~half have high polish finish.

In fitting door shall be equipped with heavy-duty, strap-type spring loaded hinges. Hinges shall have earn-lift nylon bearings mounted on heavy stainless steel pins. Door hinges shall have positive "holdopen" feature allowing door to remain open unaided, when opened to 180 degree position. Hinges shall have high polish chrome finish. 34" x 76" doors provided with heavy duty door closure in addition to spring-loaded hinges.

6. How should the door be mounted and what materials shall be used to mount it?

Doors shall be flush mounted in fitting type with door panel construction the same as for other panels insulation shall be same thickness and type as used in other panels. In fitting doors may be hinged right. In fitting doors frame construction shall consist of heavy reinforced 14 gauge U channel welded steel frame around perimeter of door opening to prevent twisting, warping or racking.

In addition, in fitting door frame shall consist of quarter inch thick steel hinge butt plate backing welded to the hinge side of the reinforced U channel frame and shall extend the full length of the frame. Backing shall be precision drilled and tapped to accept hinge butt mounting screws. In fitting door shall be provided with adjustable hinge back up plated for each hinge. Backup plates shall be formed-in-place behind the door leaf casing metal and shall consist of minimum 1/4" thick steel plate contained within a minimum 14 gauge enclosure.

7. Should door hinges be removable or fame?

Adjustable hinge backing plates shall be precision drilled and tapped to accept hinge blade mounting screws and shall be designed to provide in-field adjustment of door hinges without removal of hinges or door from frame.

8. Is the box UL approved? Does the box require lights and switches?

Each in fitting door panel shall be equipped with a vapor proof light fixture connected to a toggle switch and pilot light located on the exterior of the panel. All in fitting doors and frames shall have U.L. approval

9. Does the box require a thermometer?

Does not have to be digital. Standard glass type device.

10. Should there be a quick coupling on the refrigeration lines?

The evaporator shall be pre-assembled with thermostat and pump down solenoid valve. 15' pre charged refrigeration lines w/quick coupling.

11. What type of locking of devices?

All panels shall consist of inner and outer pans, precision formed on steel dies, equipped with earn action. Locking devises- the locking devises shall have hex-shaped 5/16" activating rods. The looking devices shall be operational from inside the walk-in. panels shall be roll formed to provide a flange that extends into the foam insulation for superior strength and adhesion to insure exact alignment and maximum strength corners. Panels shall be exact 90 deg. angle and measure 12" in each horizontal exterior dimension.

Architectural Specifications



TMP COMPANY, INC.
P.O. BOX 289, GRAHAM STREET
HYDE, PENNSYLVANIA 16843
TEL: (814) 765-9615
FAX: (814) 765-5410
TOLL FREE (800) 233-1954

GENERAL

Walk-in coolers or freezers provided under this portion of the specifications shall be prefabricated, of modular design and construction. They shall be designed to allow convenient and accurate field assembly and future enlargement by the addition of panels.

PANEL FABRICATION

Standard wall, ceiling and floor panels shall be 11½", 23", 34½" and 46" in width and shall be interchangeable with like panels.

Standard heights of walk-ins with floors shall be 6'6", 7'0", 7'6", 8'6", 9'6" and 10'6" [7'6" and 8'6" standard]. Corner panels shall be 90° angles with 12" exterior horizontal measurements.

Available standard heights without floors are 6'2", 6'7½", 7'2", 8'2", 9'2" and 10'2".

Panels shall consist of "foamed-in-place" urethane insulation sandwiched between interior and exterior metal "skin" which has been die-formed and gauged for uniformity in size.

Edges of panels shall be "foamed-in-place" tongue and groove with locking facilities "foamed-in-place" at time of fabrication

FLOOR CONSTRUCTION (Select One)

- a. FLOOR TYPE: Panels shall be fabricated similar to other panels, designed to readily

withstand uniformly distributed loads of 600 lbs. per square foot. Floor (will; will not) be recessed. Floor (will; will not) be covered by tile and grout, or concrete wearing floor.

- b. FLOORLESS: Provide thermally effective PVC floor screeds. Screeds will be designed to hug floor surface and terminate in a coved radius at both interior and exterior floor joint. Screeds will be secured to floor with fasteners provided. Camlocking foam screeds are also available on special order.

INSULATION

- a. Each panel shall be completely filled with rigid "foamed-in-place" urethane having a thermal conductivity (K factor)* of .118 BTU/hr./sq. ft. per degrees Fahrenheit/inch; and an overall coefficient of heat transfer (U factor) of not more than .029. "R" factor shall be 34. Insulation shall have a 97% closed cell structure with an average in-place density of 2.3 lbs. per cubic foot, and a compression strength at yield point of 30 lbs. per square inch. Overall thickness shall be 4".
- b. Panels are also available with a fire hazard classification according to ASTM E-84 (UL723) and shall have a flame spread rating of 25* or less w/a certifying Factory Mutual (FM) label.

*This rating is not intended to reflect hazards presented by this or any other material under actual fire conditions.



Architectural Specifications

METAL FINISHES

Panel skins, standard models, standard metal finishes are as follows:

- a. EXTERIOR FLOOR AND CEILING shall be one of the following:
 1. .020 [#26 gauge] stucco embossed galvalume, an aluminized zinc coated steel.
 2. .032 stucco embossed aluminum.
- b. EXTERIOR WALLS shall be one of the following:
 1. .032 stucco embossed aluminum.
 2. .032 stucco embossed aluminum with white baked enamel finish.
 3. 22 gauge type 304 stainless steel, #3 polish.
 4. .020 [26 gauge] stucco embossed galvalume, an aluminized zinc coated steel.
- c. INTERIOR WALLS AND CEILING shall be one of the following:
 1. .032 stucco embossed aluminum with white baked enamel finish.
 2. .032 stucco embossed aluminum.
 3. 22 gauge type 304 stainless steel, #3 polish.
 4. .020 [26 gauge] stucco embossed galvalume, an aluminized zinc coated steel.
- d. INTERIOR FLOOR shall be one of the following:
 1. 16-gauge galvanized steel.
 2. 14-gauge galvanized steel.
 3. 18-gauge stainless steel.
 4. 16-gauge stainless steel.

PANEL LOCKING ASSEMBLIES

Assembly of walk-in shall be accomplished by "Sure-Locks". "Sure-Locks" shall be "foamed-in-place" and activated by a hex wrench provided by the manufacturer.

Access ports to locking devices shall be covered by snap caps. Access ports shall be on interior to allow assembly of walk-in from the inside.

SECTION GASKETS

N.S.F. listed gaskets shall be "foamed-in-place" to the male side of all panels, on both interior and exterior. Gaskets shall be impervious to stains, greases, oils, mildew, etc.

ENTRANCE DOOR AND DOOR PANEL

Each walk-in shall be fitted with one standard 36" x 78" swing-type entrance door. The door shall be flush type, finish in and out to match the frame in which located. Doors and door frame shall be listed by Underwriters Laboratories and equipped with the following:

- a. Door shall be equipped with magnetic gasket, hydraulic door closer and latch to open the door by breaking the magnetic force of the gasket. Hardware has provisions for locking and a safety release which prevents entrapment of personnel within the box.
- b. Door shall be self-closing with two strap-type, cam-lift hinges, one with spring assist. [48" and 60" doors shall have 3 hinges].
- c. Each entrance door section shall be provided with an incandescent type vapor-proof light, pilot light switch and power supply box.

Architectural Specifications

Concealed wiring shall be standard on each entrance door section. Door leaf and frame shall be framed with PVC thermal break trim. The door frame will have an integral stainless steel frame to eliminate racking and sag.

- d. All doors exposed to the elements shall have a waterproof switch cover.
- e. A heavy gauge stainless steel threshold shall be provided with each door section. Heater wire shall be continuous beneath the threshold and around the entire door frame.
- f. A 2½" diameter chrome-plated NSF listed dial thermometer shall be included with each door section to indicate inside temperature. Larger diameters, remote sensing, and digital thermometers are optional.
- g. Cylinder locks shall be available on original equipment if required and denoted in specifications.

Available door sizes.

Clear opening entrance doors as follows:

7'0" high walk-ins

30" x 72" 36" x 72"

7'6" high walk-ins

30" x 78" 36" x 78" 42" x 78"
48" x 78"

8'6" high walk-ins

30" x 78" 36" x 78" 36" x 84"
42" x 78" 42" x 84" 48" x 78"
48" x 84"

Hardware for larger doors.

All 48" wide doors shall have three hinges, light, switch, heater, positive latch.

PARTITIONS

Fabrication and finish of partition walls shall be the same as the walk-in walls and shall lock into wall, ceiling, and/or floor panels with "Sure-Lock" assemblies. Tongue and groove foam fabrication shall provide the thermal break between cooler and freezer compartments. Wall "T" panels shall be 23" x 12" or 11½" x 12" symmetrical tee.

N.S.F. LISTED

All walk-ins shall be fabricated to comply with National Sanitation Foundation No. 7. The N.S.F. label shall be affixed to the interior door frame. All interior floor corners shall be coved. All vertical interior corners shall be coved. Ceiling and floor panels shall be a full 4" insulated thickness.

PRESSURE RELIEF VENT

Required for all freezers to equalize pressure between the interior and exterior, caused by sudden temperature changes due to door openings and evaporator defrosting. Shall be heated to prevent moisture and/or frost accumulation.

INSTALLATION INSTRUCTIONS

A complete set of installation instructions shall be included with the walk-in. These instructions shall cover the erection and assembly of the walk-in, and the installation of self-contained package refrigeration systems. A floor plan print shall be included.

Architectural Specifications

VISION WINDOW

For vision into the walk-in room, a clear-view 12" x 12" or a 14" x 23" triple-pane window shall be used. All frames will be heated and freezer glass will be heated as well. Window shall be neatly trimmed and can easily be field-replaced if necessary.

INTERIOR RAMP

To eliminate a step up into the walk-in for limited light duty roll-in traffic, a built-in ramp shall be required. Interior ramp shall have non-skid strips and not interfere with inside storage area. It shall have heated threshold for cooler or freezer application. Ramp will be as wide as finished door opening with a depth of 30".

EXTERIOR RAMP

For use with standard floor application and limited light duty roll-in traffic, an exterior ramp shall be required. It shall provide flush entrance, have non-skid surface and fasten to front of walk-in floor. Ramp will be as wide as door and 32" deep.

MEMBRANE ROOF CAP

For walk-ins installed outdoors to provide waterproof seal, a membrane roof cap shall be required. It shall be made of heavy gauge .045 rubber membrane and necessary installation instructions are provided.

WEATHER CANOPIES

For walk-ins installed outdoors, a canopy shall be provided for door, light switch and pressure relief vent.

LARGE THERMOMETERS

When required for easier reading of walk-in inside temperature, provide 4" or 6" dial thermometer, surface mounted. Temperature range shall be -40° F to +60° F registered in two degree increments.

STRIP CURTAIN

Install behind all entrance doors a clear strip curtain. Curtain shall be made to withstand operating extremes of -40° F to 135° F.

WALL PROTECTORS

To prevent damage to walk-ins in heavy traffic areas, one of the following bumper rail styles shall be supplied:

- a. 1 1/2" wide extruded aluminum rail with vinyl insert, field-mounted with unexposed sheet metal screws.
- b. 2" x 6" hat-shaped bumper fabricated from galvanized steel or 16-gauge stainless steel, field-mounted.

TUFFY DOORS®

For walk-ins with heavy traffic in and out of entrance doors where damage to door is likely, provide 1/8" aluminum diamond tread plate 36" high by width of door on interior, exterior, and door jamb.

REFRIGERATION EQUIPMENT

Condensing units will be fully or semi-hermetic type. Refrigerant shall be R-12 or R-22 for Cooler and R-502 for Freezer. Condenser shall be air-cooled or optional water-cooled. Condensing units shall be factory assembled and U.L. listed. Evaporators shall be forced air type. Air discharge shall be parallel to the walk-in ceiling. Fan motors, guards, multi-fin and tube-type coil, are housed in heavy gauge aluminum housing. Unit shall have drain pan with suitable drain line connection. Freezer evaporators shall have an automatic electric defrost system including heaters, time clock, fan delay control and heated drain pan. Defrost shall be time initiated and temperature terminated with built-in fail-safe control. All evaporators shall be U.L. listed.

Architectural Specifications

These basic components shall be supplied by Tafco as one of the following systems:

TRF REMOTE CONSISTS OF: Condensing Unit (High Side Assembly), Evaporator (Low Side Assembly) and the following standard items are supplied for field installation: Thermostatic Expansion Valve, Solenoid Valve, Temperature Control, Sight Glass, Drier, Pressure Control, Time Clock (low temperature applications), Crankcase Heater (outdoor), Low Ambient Controls (outdoor), Weatherproof Housing (outdoor) — Shipped separate. Electrician Must Bring Power To Both High And Low Sides.

TPR: Pre-assembled remote includes condensing unit, evaporator and a heat exchanger, expansion valve, drier, sight glass, vibration eliminator when required, pumpdown solenoid, temperature control, and mounting base. This system shall be designed to reduce field labor and requires only tubing and electrical hook-up supplied by refrigeration and electrical contractors.

TSC: Top-mounted, self-contained—same components as TPR paragraph, factory assembled requiring only electrical connection and drain line by jobsite contractors. System shall also have pre-charged quick disconnect refrigerant lines for easy, economical jobsite installation.

TSC: Side-mounted, self-contained straddle—similar to previous paragraph, except all components are factory mounted on steel rack frame for mounting over walk-in wall.

TPQ: Remote pre-charged lines—shall be supplied in conjunction with systems described in TSC and TPR paragraphs. Lines are available in 15'0" and 30'0" lengths for remote location of condensing unit.

All refrigeration components and/or systems shall be factory assembled and tested in accordance with standard commercial procedures. Good commercial start-up and check-out procedures shall be used by a qualified refrigeration contractor. All components shall have a one(1) year factory warranty. Capacities and voltage requirements shall be shown in a separate schedule.

REFRIGERATION ACCESSORIES

These items shall be used with systems listed in refrigeration equipment section, where required by job conditions.

Pumpdown cycle kit—for air-cooled or water-cooled condensing units to provide additional protection against unwanted refrigerant flow. Includes temperature control and liquid line solenoid valve. Standard on all systems.

Low ambient kit—for air-cooled condensing units installed under extreme outdoor conditions (to -20° F) where sub-zero ambient temperatures prevail for sustained periods—include high/low pressure control, temperature control, solenoid valve for pumpdown, crankcase heater and head master control. If exposed to elements a housing is required.

For below -20° F ambient temperatures consult factory.

Architectural Specifications

DRAIN LINES

Installing contractor shall provide suitable drain lines from evaporators on all systems. Drains shall be trapped outside the walk-in. Freezer drains shall be heated and insulated to prevent freeze-up. Freezer drains should be angled sharply to speed water drainage. All plumbing to be in accordance with local codes.

CONDENSATE EVAPORATOR

Required if jobsite does not have a floor drain near the walk-in. Provide electric condensate evaporator for wall mounting on exterior of the walk-in. 115/60/1 continuous service voltage required.

PANEL LIMITED WARRANTY (10 YEARS)

TAFCO warrants to the original purchaser, the foamed-in place panels manufactured and sold by it, to be free from defects in material and workmanship under normal use and service for a period of ten years from the date of original installation by an authorized representative, but not to exceed ten years and six months from date of original shipment. Painted surfaces shall be warranted eighteen months from date of shipment. All hardware and electrical components (except lights and refrigeration system, covered separately) are warranted against defects in workmanship under normal use and service for a period of one year from date of installation, but not to exceed fifteen months from date of original shipment.

REFRIGERATION LIMITED WARRANTY (1 YEAR)

TAFCO warrants to the original purchaser, the refrigeration equipment manufactured and sold by it, to be free from defects in material and workmanship under normal use and service for a period of one year from date of installation, but not to exceed fifteen months from date of original shipment.

OBLIGATIONS

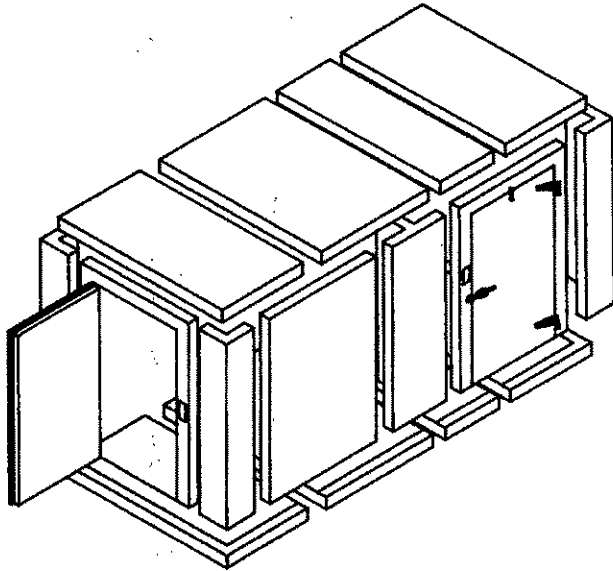
TAFCO will repair or exchange, at its option, F.O.B. factory, any part of said equipment (exclusive of lights and other expendable electric components) which then proves to be defective within the warranty coverage period. Inspection by TAFCO Service Department of parts claimed defective, shall be final in determining warranty status. The warranty does not include transportation charges to and from TAFCO's factory, nor labor charges for making any in-warranty repairs or exchanges of defective parts and will not apply to said equipment or any part thereof which has been subject to misuse, damage in transit, accident, negligence or alteration.

Complete statements of individual warranties provided with purchase.



TMP COMPANY, INC.
P.O. BOX 269, GRAHAM STREET
HYDE, PENNSYLVANIA 16843
TEL: (814) 765-9615
FAX: (814) 765-5410
TOLL FREE (800) 233-1954

STANDARD DESIGN FEATURES



EVERY PANEL CONSTRUCTED OF FOUR INCH THICK FOAMED-IN-PLACE URETHANE INSULATION

EASY INSTALLATION WITH LIGHT WEIGHT MODULAR PANELS AND TMP'S 'SURELOCK' POSITIVE CAMLOCK DEVICE-ASSURING INSTANT PANEL ALIGNMENT

EASY TO RELOCATE OR ENLARGE

CHOICE OF: STUCCO ALUMINUM
STAINLESS STEEL
WHITE STUCCO ALUMINUM
GALVALUME
SMOOTH WHITE ALUMINUM
SPECIAL METALS AVAILABLE
UPON REQUEST

HUNDREDS OF AVAILABLE SIZES ALLOWING FLEXIBILITY OF DESIGN

NSF AND UL LISTED

WIDE VARIETY OF REFRIGERATION PACKAGES ASSURING THE PERFECT MATCH FOR YOUR REFRIGERATION NEEDS

FLUSH FITTING, CONDENSATION FREE DOOR

PRESSURE RELIEF VENT IS STANDARD ON ALL FREEZER APPLICATIONS

CAMLIFT, SELF-CLOSING DOOR WITH MAGNETIC DOOR GASKET AND DOOR CLOSER


VAPOR PROOF INTERIOR LIGHT

EXTERIOR DIAL THERMOMETER

TONGUE AND GROOVE PANELS WITH FOAMED-IN-PLACE GASKETS

REINFORCED STAINLESS STEEL DOOR SILLS

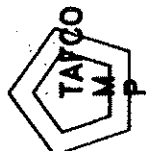
CORNER PANEL
NOMINAL 1'x1' 90 ANGLE NSF
APPROVED CORNER PANELS ARE
COMPLETELY INTERCHANGEABLE



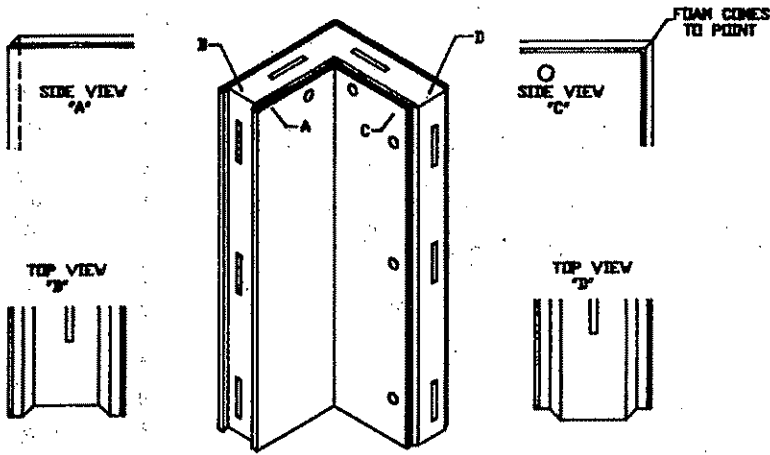
NSF APPROVED T PANEL
NOMINAL 11 1/2" AND 23" T PANELS COMBINED WITH TONGUE AND GROOVE PARTITION PANELS PREVENT CONDUCTION BETWEEN COMPARTMENTS BY PROVIDING A COMPLETE BREAK IN METAL CONTINUITY. THE NEED FOR BREAKER STRIPS AND HEATER WIRES IS ELIMINATED.

Standard Design Features

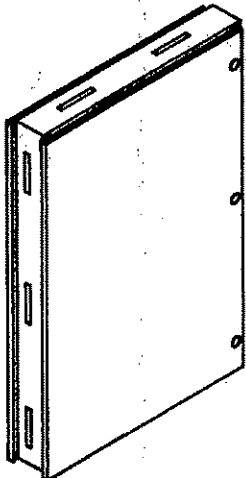
TMP COMPANY, INC.
P.O. BOX 269, GRAHAM STREET
HYDE, PENNSYLVANIA 16843
TEL: (814) 765-9615
FAX: (814) 765-6410
TOLL FREE (800) 233-1954



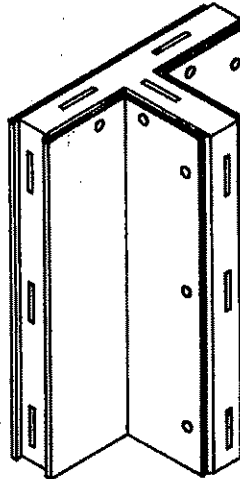
STANDARD PANELS



12" X 12" CORNER SECTION WITH COVERED INTERIOR CORNERS.

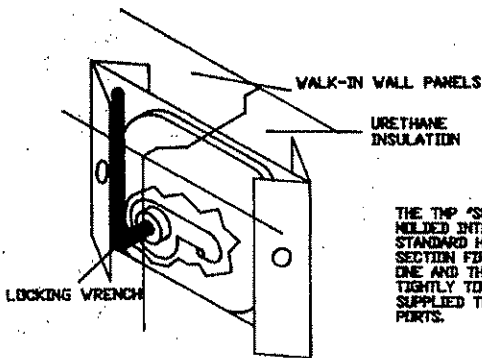


WALL SECTION



WALL TEE SECTION FULLY COVERED TO MEET NSF STANDARDS

TMP SURE SURE-LOCK

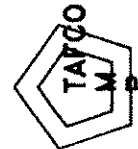


THE TMP "SURE LOCK", WHICH IS SECURELY MOLDED INTO THE PANEL ITSELF, IS OPERATED BY A STANDARD HEX WRENCH. THE LOCKING ARM IN ONE SECTION FIRST ENGAGES THE PIN IN THE ADJACENT ONE AND THEN, BY CAM ACTION, DRAWS THE TWO TIGHTLY TOGETHER. PLASTIC "BUTTS" ARE SUPPLIED TO COVER ALL LOCK ACCESS PORTS.

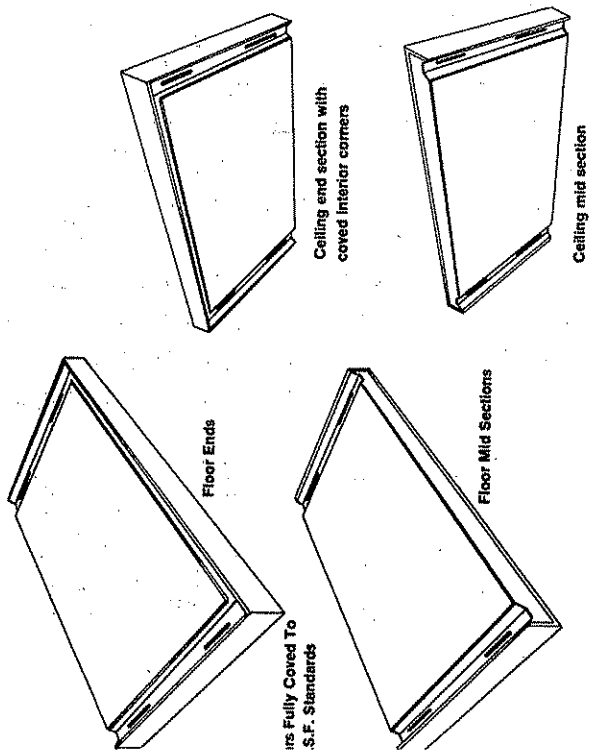
TYPICAL CUT AWAY VIEW AT LOCKING DEVICE

Standard Panels

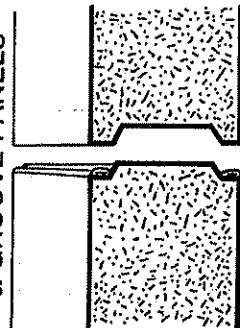
TMP COMPANY, INC.
 P.O. BOX 269, GRAHAM STREET
 HYDE, PENNSYLVANIA 16843
 TEL: (814) 765-9615
 FAX: (814) 765-5410
 TOLL FREE (800) 233-1954



STANDARD PANELS



GASKETED TONGUE & GROOVE PANELS



All three tongue sides of our panels are provided with foam-in-place vinyl gaskets which ensure an air-tight and secure fit on all sides.

PANEL SIZES

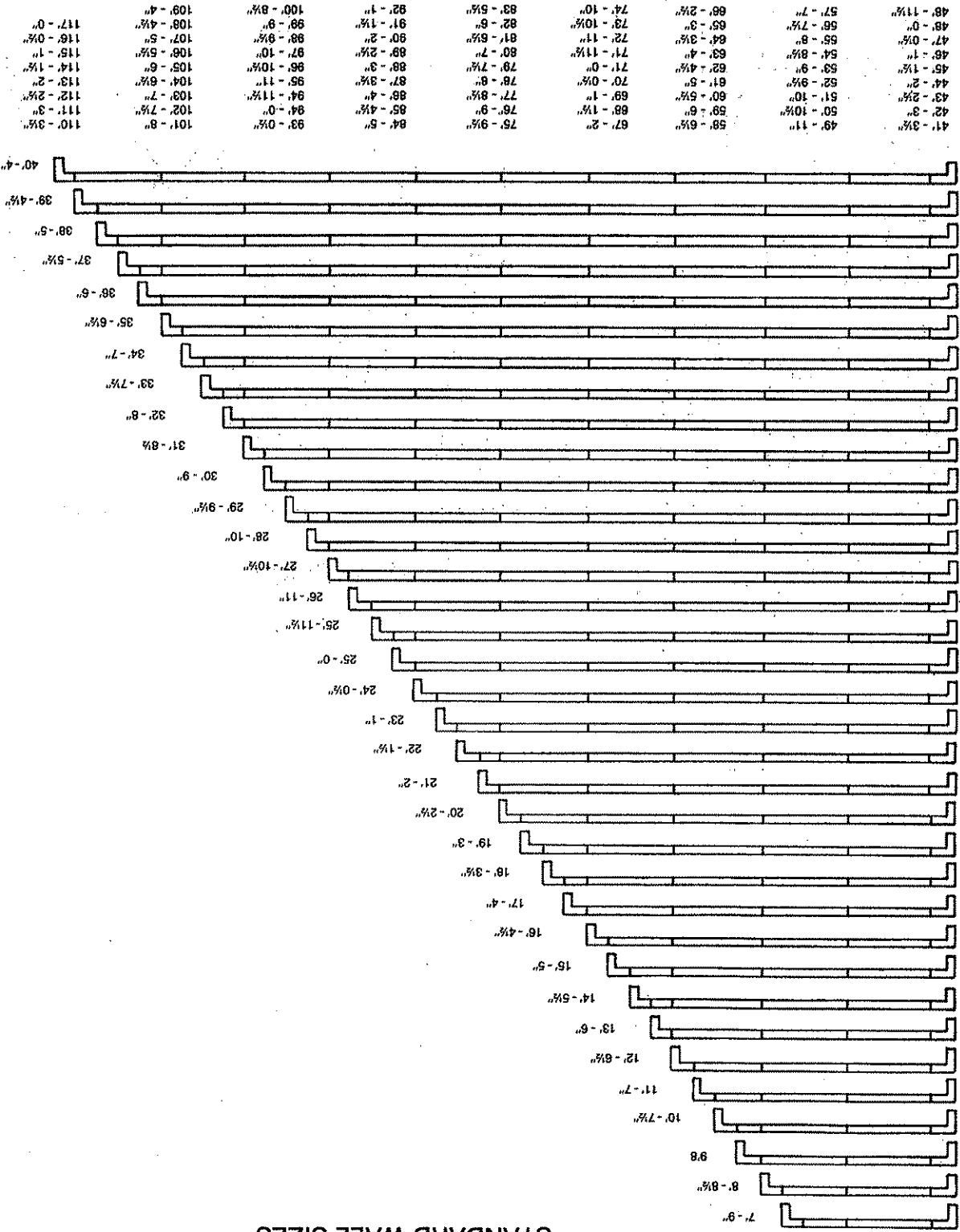
Panel	12" x 12"
Frames	11 1/2" x 23", 34 1/2" x 48" 48" w/50" or 36" door 57 1/2" w/50", 36" or 42" door 69" w/48" door 80 1/2" w/50" door
Door & Ceiling Sections	35"
Door & Ceiling Sections	11 1/2" x 23", 34 1/2" x 48"
Standard Walk-in	With floors 6'6", 7'0", 7'6", 8'6", 9'6", 10'6"
Units	Floorless 6'2", 6'7 1/2", 7'2", 8'2", 9'2", 10'2"

Standard Panels

TMP COMPANY, INC.
P.O. BOX 289, GRAHAM STREET
HYDE, PENNSYLVANIA 16843
TEL: (814) 783-8815
FAX: (814) 783-8110
TOLL FREE (800) 233-1954



STANDARD WALL SIZES



41'-3 1/2"	49'-11"	58'-6 1/2"	67'-2"	75'-9 1/2"	84'-5"	85'-4 1/2"	85'-0"	93'-0 1/2"	101'-8"	110'-3 1/2"	111'-3"	112'-2 1/2"	113'-2"	114'-1 1/2"	115'-1"	116'-0 1/2"	117'-0"																			
48'-11 1/2"	48'-0"	47'-0 1/2"	46'-1 1/2"	44'-2"	43'-2 1/2"	42'-3"	50'-10 1/2"	59'-6"	60'-6 1/2"	60'-1 1/2"	68'-9"	76'-9"	77'-8 1/2"	78'-8"	79'-7 1/2"	80'-7"	81'-6 1/2"	82'-6"	83'-5 1/2"	82'-1"	91'-1 1/2"	98'-9"	98'-9 1/2"	100'-8 1/2"	109'-4"	108'-4 1/2"	107'-5"	106'-5 1/2"	105'-6"	104'-6 1/2"	103'-7"	102'-7 1/2"	101'-8"			
74'-10"	73'-10 1/2"	72'-11"	71'-11 1/2"	71'-0"	70'-0 1/2"	70'-0 1/2"	69'-1"	68'-1 1/2"	67'-2"	66'-2 1/2"	65'-3"	64'-3 1/2"	63'-4"	62'-4 1/2"	61'-5"	60'-5 1/2"	59'-6"	58'-6 1/2"	57'-7"	56'-7 1/2"	55'-8"	54'-8 1/2"	53'-9"	52'-9 1/2"	51'-10"	50'-10 1/2"	49'-11"	48'-11 1/2"	48'-0"	47'-0 1/2"	46'-1 1/2"	45'-1 1/2"	44'-2"	43'-2 1/2"	42'-3"	41'-3 1/2"

DESCRIPTION FORM to assist in planning
your **WALK-IN COOLER, FREEZER, or REFRIGERATED BUILDING**

When completed, please forward to: TMP
 For Price Only For Drawings, Specifications & Price For Budget Price Only

Required for (Job Name) _____

Company _____

Street _____

City _____ State _____ Zip _____

No. 1 **DETERMINE SIZE**

Length _____ Width _____ Height _____

(If more than one compartment is required, mark partition(s) location on plan view on reverse side.)

For indoor use For outdoor use, indicate type of rain - snow roof to be used:
 For outdoor use TMP membrane roof (Optional) TMP aluminum roof

No. 2 **LOCATE DOORS AND SPECIFY STYLE**

Doors required as follows:

_____ Hinged entrance door
 _____ Hinged entrance door for use with overhead track
 _____ Sliding entrance door—manual operation
 _____ Sliding entrance door—electric operation
 _____ Bi-parting door—manual operation
 _____ Bi-parting door—electric operation
 _____ Vestibule door
 _____ Hinged pass-thru door
 _____ Hinged glass display door—Size _____

Show location of doors on plan view on reverse side and with an "L" or "R" to indicate the swing of hinged doors or direction of slide. Also list size of doors.

No. 3 **SELECT FLOOR**

Standard floor panels to be placed on existing floor **NOTE: All TMP Walk-ins are NSF construction.**
 Standard floor panels to be placed in 4" depressed pad (Where fork lift trucks are used it is recommended that floor be covered with 4" of concrete. Write for details.)
 Will use built-in floor Insulated: Yes No

No. 4 **SELECT FINISH**

Aluminum interior and exterior Galvanized interior and exterior
 White embossed aluminum interior and exterior Combination finish

Combination finish, Stainless Steel, Smooth Aluminum can be supplied on special order for any portion of interior or exterior. Mark plan view on reverse side to show where these special finishes are required.

No. 5 **SPECIFY REFRIGERATION REQUIREMENT**

Self-Contained Refrigeration Systems Top Mounted Side Mounted
 Remote Refrigeration Systems Compressor location: Indoor Outdoor
 Pre-Assembled Remote Refrigeration Systems Compressor location: Indoor Outdoor
 Medium Temperature operating at _____°F.
 Low Temperature operating at _____°F.

Electrical Characteristics: Voltage _____ Cycle _____ Phase _____

Refrigeration System to be: Air Cooled Water Cooled

Refrigeration recommendations will be based on a normal amount of product entering at storage temperature. Where a warm product load will be handled, please supply the following information:

Type of product _____ How many pounds per day _____ Entering temperature _____

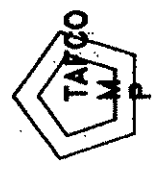
NOTE: If Building is intended for indoor installation, can ceiling panels be suspended from existing structural steel? Yes No

Additional Remarks: _____


YOUR SALES REPRESENTATIVE IS _____

New Cooler/Freezer Planning Form

TMP COMPANY, INC.
 P.O. BOX 289, GRAHAM STREET
 HYDE, PENNSYLVANIA 16843
 TEL: (814) 765-9615
 FAX: (814) 765-5410
 TOLL FREE (800) 233-1954



SCALE 1/8" = 10'

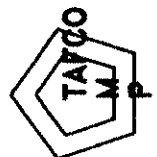


REFERENCE TABLE FOR TOTAL OVERALL NOMINAL AND ACTUAL DIMENSIONS

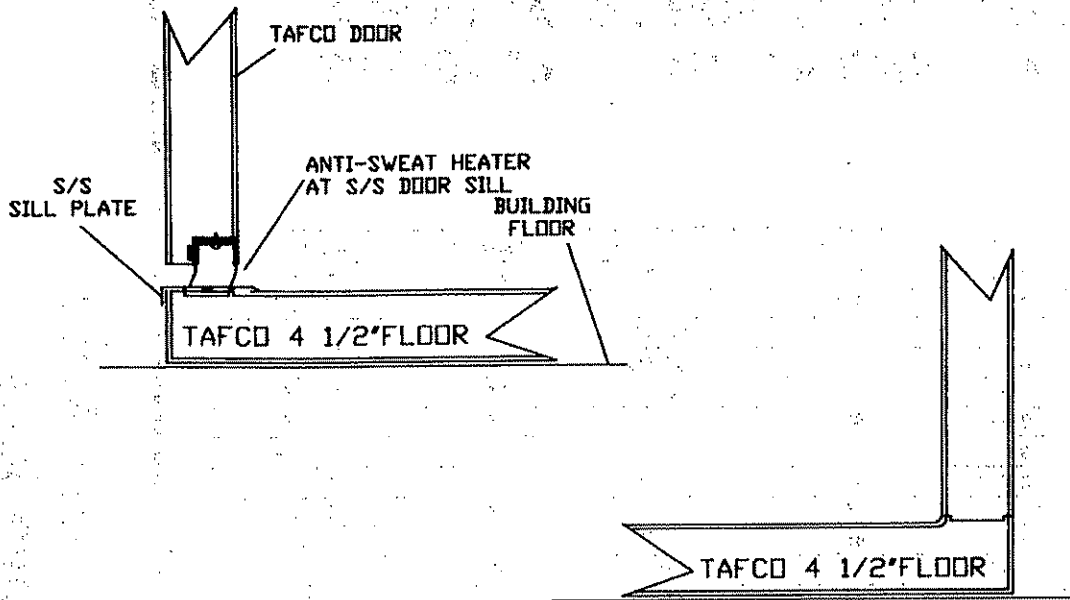
NOMINAL	ACTUAL	NOMINAL	ACTUAL	NOMINAL	ACTUAL
4'	3'11"	37'	36'6"	70'	69'1"
5'	4'10½"	38'	37'5½"	71'	71'0"
6'	5'10"	39'	38'5"	72'	71'11½"
7'	6'9½"	40'	39'4½"	73'	72'11"
8'	7'9"	41'	40'4"	74'	73'10½"
9'	8'8½"	42'	41'3½"	75'	74'10"
10'	9'8"	43'	42'3"	76'	75'9½"
11'	10'7½"	44'	43'2½"	77'	76'9"
12'	11'7"	45'	44'2"	78'	77'8½"
13'	12'6½"	46'	45'1½"	79'	78'8"
14'	13'6"	47'	46'1"	80'	79'7½"
15'	14'5½"	48'	48'0"	81'	80'7"
16'	15'5"	49'	48'11½"	82'	81'6½"
17'	16'4½"	50'	49'11"	83'	82'6"
18'	17'4"	51'	50'10½"	84'	83'5½"
19'	18'3½"	52'	51'10"	85'	84'5"
20'	19'3"	53'	52'9½"	86'	85'4½"
21'	20'2½"	54'	53'9"	87'	86'4"
22'	21'2"	55'	54'8½"	88'	87'3½"
23'	22'1½"	56'	55'8"	89'	88'3"
24'	23'1"	57'	56'7½"	90'	84'2½"
25'	25'0"	58'	57'7"	91'	90'2"
26'	25'11½"	59'	58'6½"	92'	91'1½"
27'	26'11"	60'	59'6"	93'	92'1"
28'	27'10½"	61'	60'5½"	94'	94'0"
29'	28'10"	62'	61'5"	95'	94'11½"
30'	29'9½"	63'	62'4½"	96'	95'11"
31'	30'9"	64'	63'4"	97'	96'10½"
32'	31'8½"	65'	64'3½"	98'	97'10"
33'	32'8"	66'	65'3"	99'	98'9½"
34'	33'7½"	67'	66'2½"	100'	99'9"
35'	34'7"	68'	67'2"	101'	100'8½"
36'	35'6½"	69'	68'1½"	102'	101'8"

Nominal and Actual Dimensions

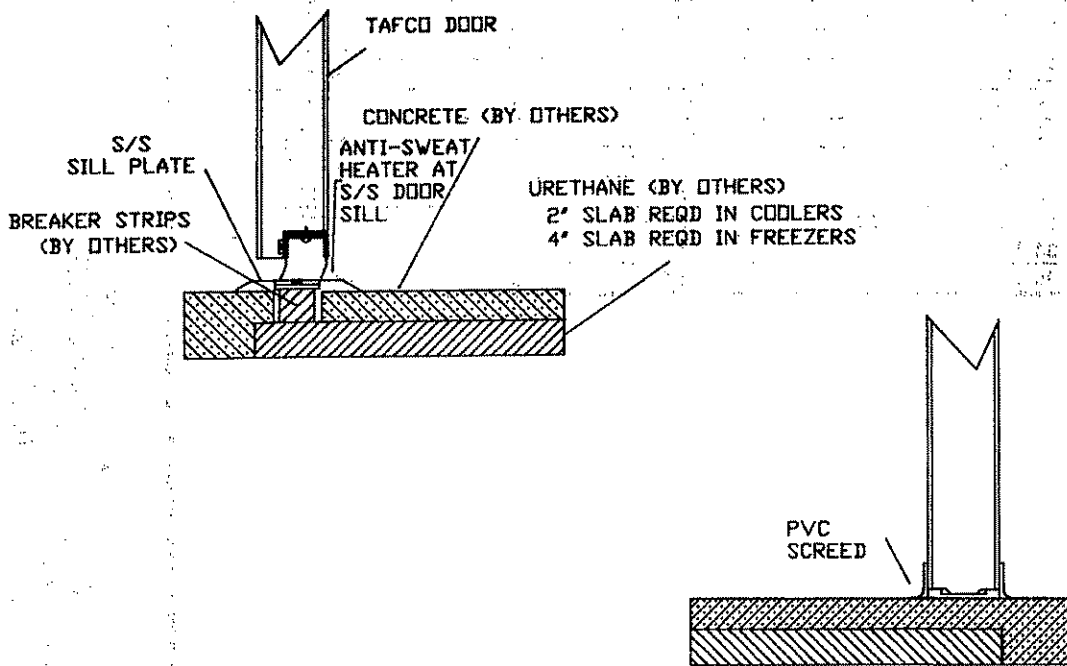
TMP COMPANY, INC.
 P.O. BOX 289, GRAHAM STREET
 HYDE, PENNSYLVANIA 16843
 TEL: (814) 765-9815
 FAX: (814) 765-5410
 TOLL FREE (800) 233-1954



TYPE 1 FLOOR DETAIL

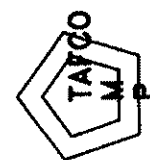


TYPE 2 FLOOR DETAIL

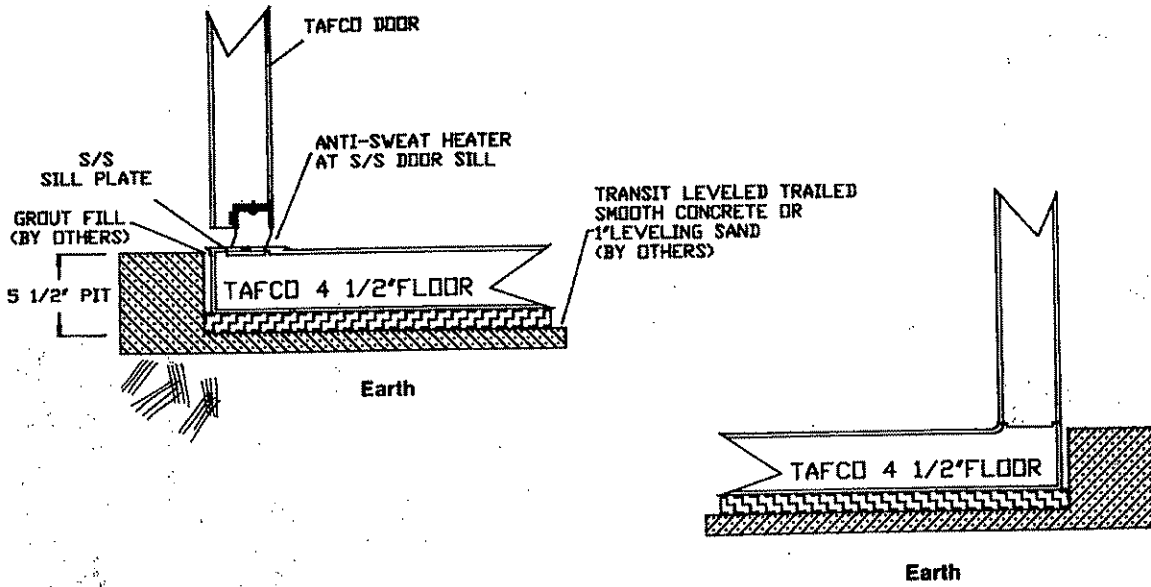


**Floor Details:
Type 1 And Type 2**

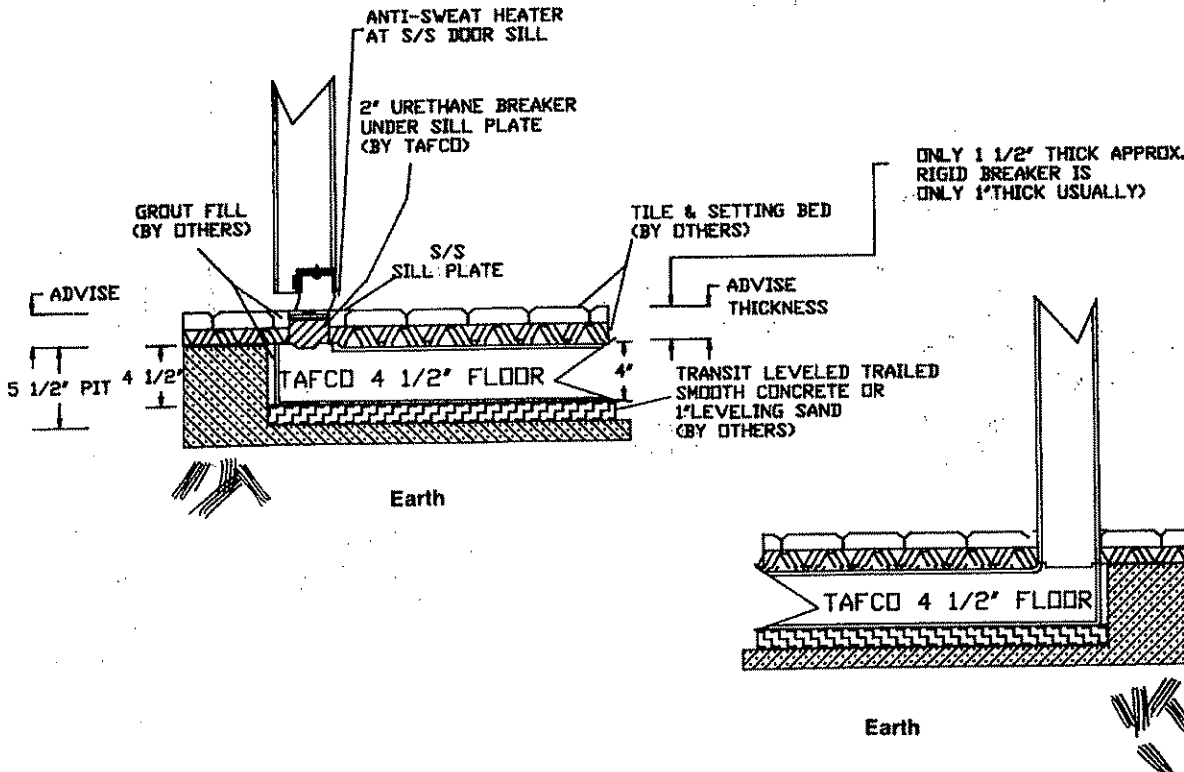
TMP COMPANY, INC.
P.O. BOX 288, GRAHAM STREET
HYDE, PENNSYLVANIA 16843
TEL: (814) 765-9615
FAX: (814) 765-5410
TOLL FREE (800) 233-1954



TYPE 3 FLOOR DETAIL

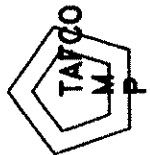


TYPE 4 FLOOR DETAIL

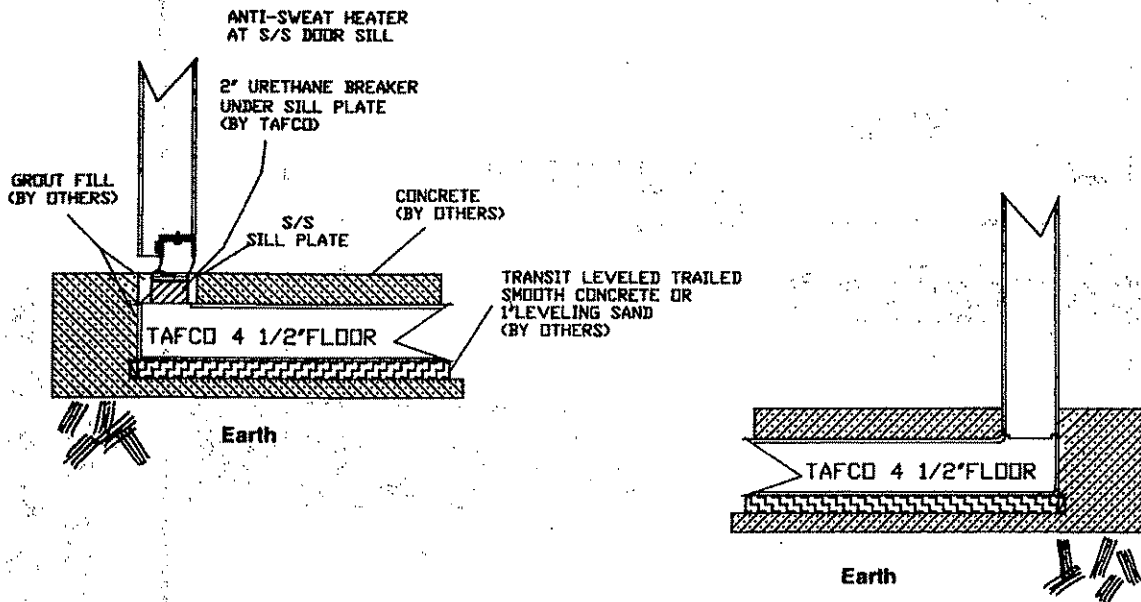


Floor Details: Type 3 And Type 4

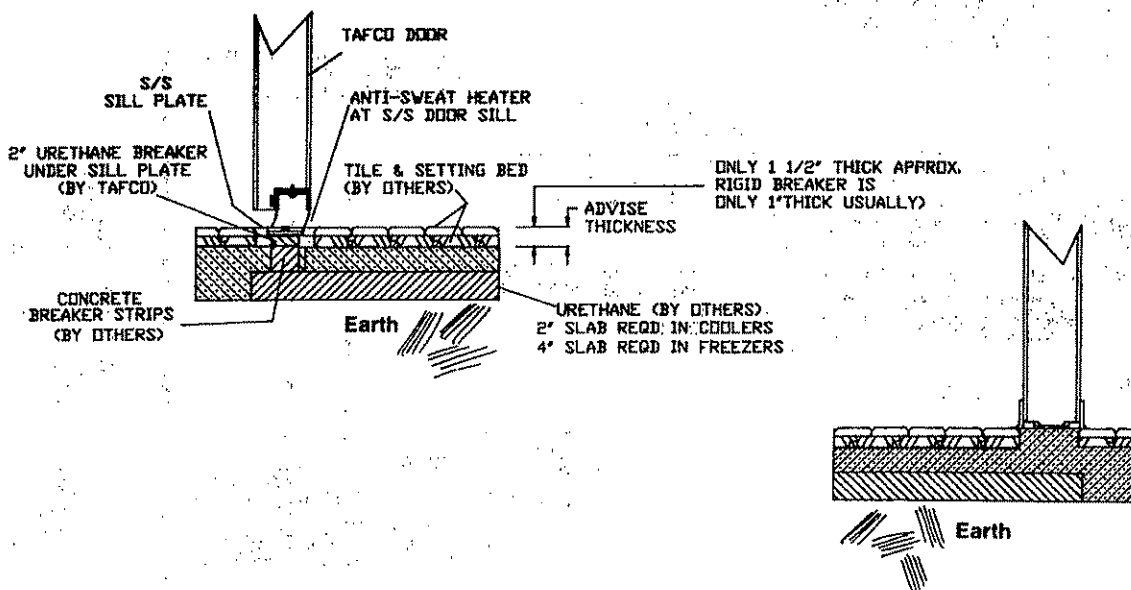
TMP COMPANY, INC.
P.O. BOX 269, GRAHAM STREET
HYDE, PENNSYLVANIA 16843
TEL: (814) 768-9615
FAX: (814) 768-8410
TOLL FREE (800) 233-1954



TYPE 5 FLOOR DETAIL

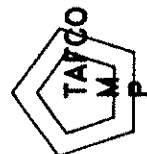


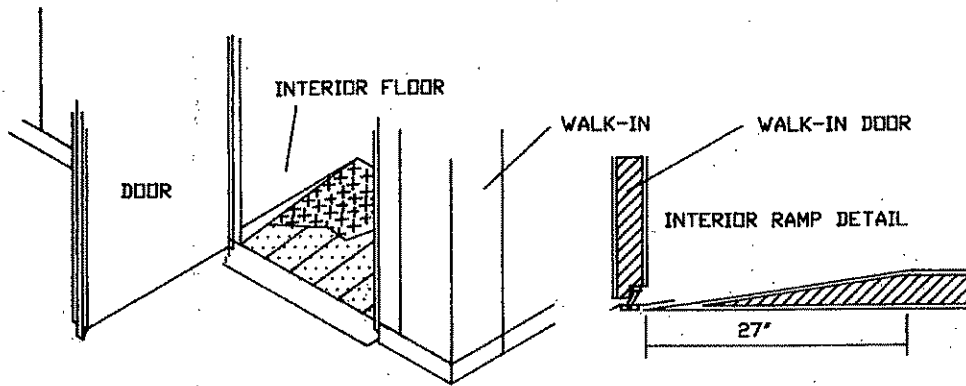
TYPE 6 FLOOR DETAIL



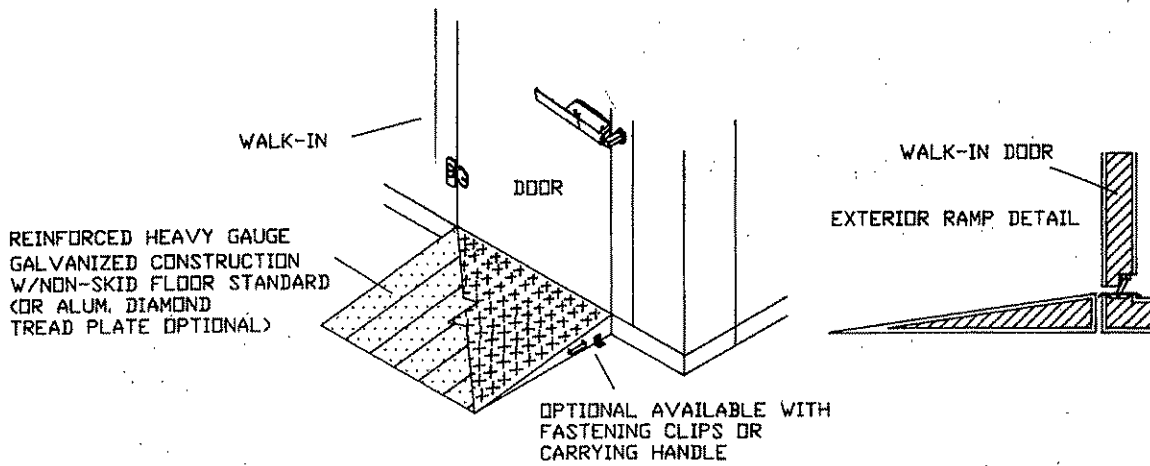
Floor Details: Type 5 And Type 6

TMP COMPANY, INC.
P.O. BOX 269, GRAHAM STREET
HYDE, PENNSYLVANIA 16843
TEL: (814) 765-9615
FAX: (814) 765-5410
TOLL FREE (800) 233-1954





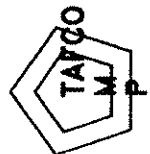
INTERIOR RAMP DETAIL



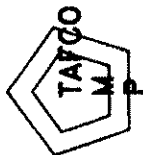
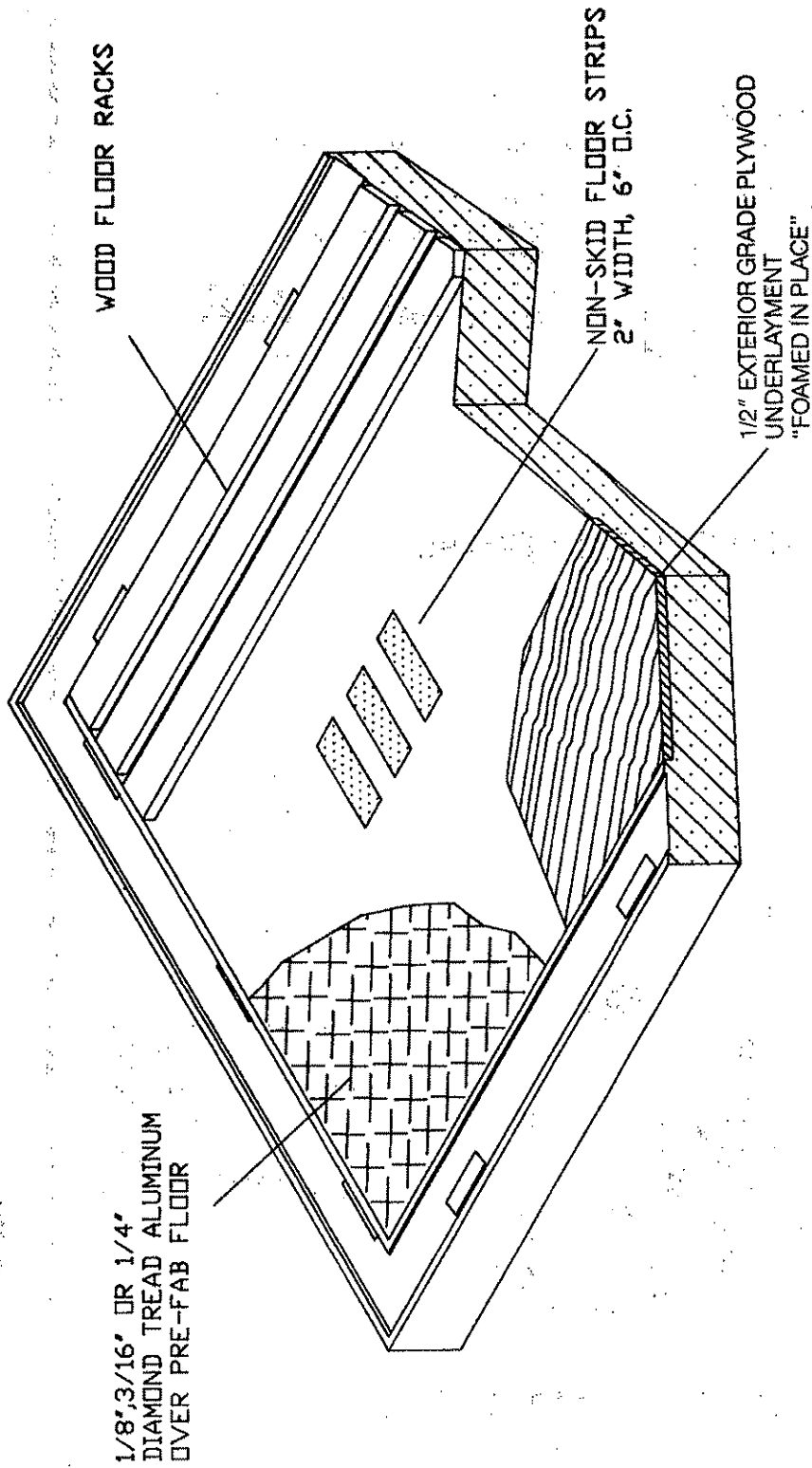
EXTERIOR RAMP DETAIL

Internal/External Ramp Details

TMP COMPANY, INC.
 P.O. BOX 289, GRAHAM STREET
 HYDE, PENNSYLVANIA 16843
 TEL: (814) 765-9615
 FAX: (814) 765-5410
 TOLL FREE (800) 233-1954



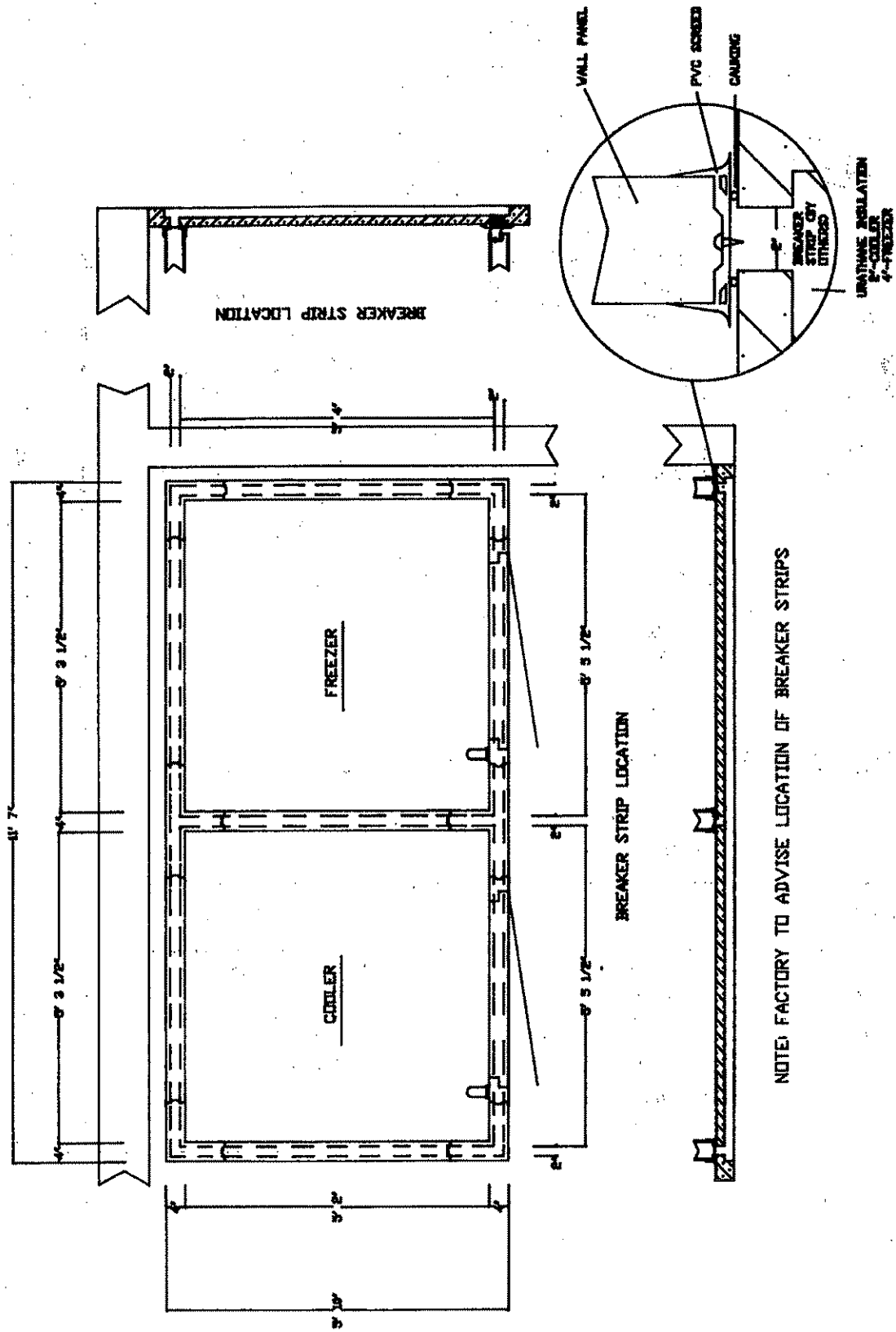
FLOOR ACCESSORIES



TMP COMPANY, INC.
P.O. BOX 289, GRAHAM STREET
HYDE, PENNSYLVANIA 16843
TEL: (814) 765-9615
FAX: (814) 765-5410
TOLL FREE (800) 233-1954

Floor Accessories

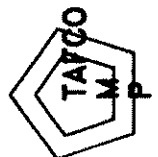
BREAKER STRIP DETAIL



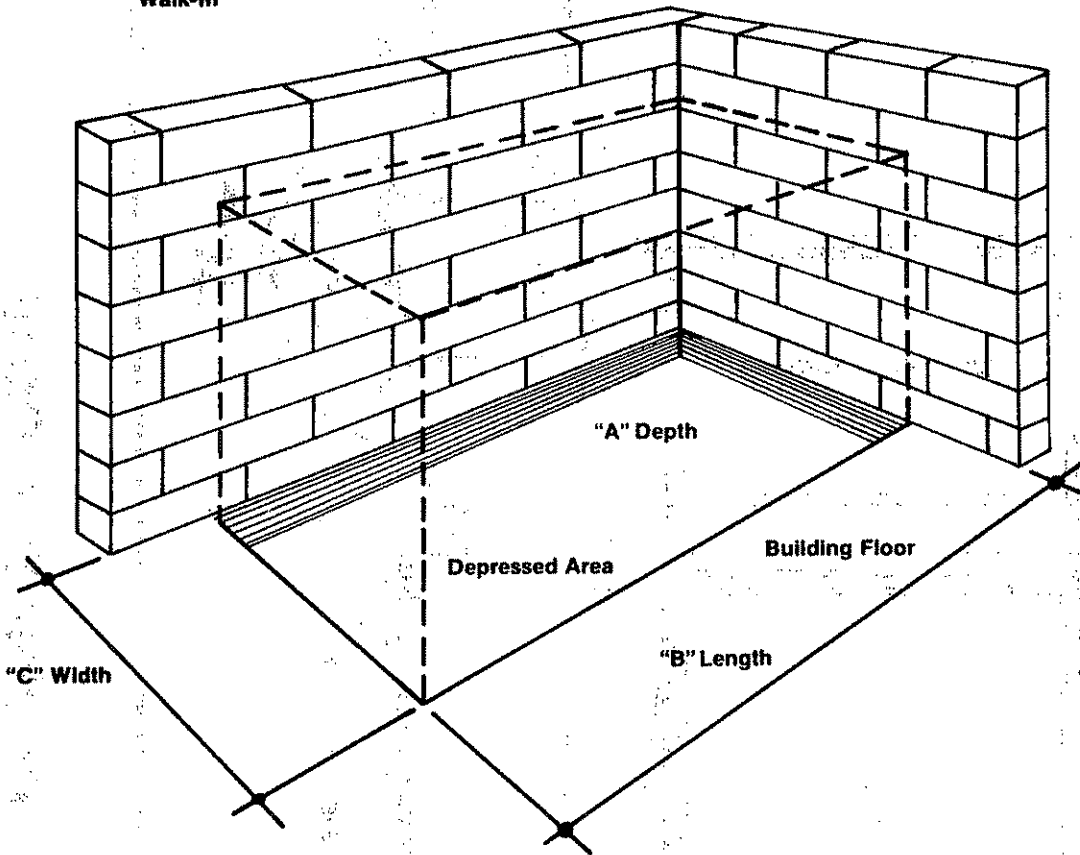
NOTE: FACTORY TO ADVISE LOCATION OF BREAKER STRIPS

Breaker Strip Detail

TMP COMPANY, INC.
 P.O. BOX 289, GRAHAM STREET
 HYDE, PENNSYLVANIA, 16843
 TEL: (814) 765-8615
 FAX: (814) 765-5410
 TOLL FREE (800) 233-1954



NOTE: Dotted Line Indicates Walk-In



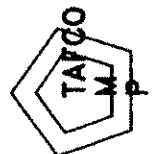
BUILDING FLOOR DEPRESSION DETAIL

For Floor Types: 3, 4, & 5
DIMENSION CHART

FLOOR TYPE	"A" DEPTH	"B" LENGTH	"C" WIDTH
3	Minimum: 4" Maximum: 5"	O.A. Walk-In Length PLUS 2"	O.A. Walk-In Width PLUS 2"
4	Minimum: 5½" Maximum: 8"	O.A. Walk-In Length PLUS 2"	O.A. Walk-In Width PLUS 2"
5	Minimum: 6" Maximum: 9"	O.A. Walk-In Length PLUS 2"	O.A. Walk-In Width PLUS 2"

Building Floor Depression Detail (Typical)

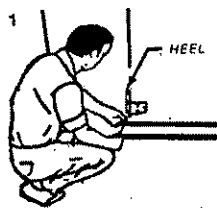
TMP COMPANY, INC.
P.O. BOX 269, GRAHAM STREET
HYDE, PENNSYLVANIA 16843
TEL: (814) 765-9615
FAX: (814) 765-5410
TOLL FREE (800) 233-1954




DOOR INSTALLATION

"TEN COMMANDMENTS" CHECK LIST

1. Have you read the installation instructions?
2. If floor is shimmed with plate shims to make it level, are shims under both sides of door frame and center of door to prevent sag?
3. Is the door panel plumb on both sides of door frame? Check door frame with a plumb bob or 48" spirit level. If it is not, loosen sure-locks and tap in or out as necessary. Use a piece of wood to protect panel and tap with a hammer. Be sure to check both sides of door frame panel to avoid a twist. Retighten *Sure-Locks*.
4. Check for gasket seal along entire two sides and at top of door. If door frame panel is plumb on both sides, gasket will seal and grab paper at all points.
5. If gasket does not seal at top of latch side, shim heel of bottom hinge. If it does not seal at bottom of latch side, shim heel of top hinge. Check for seal after shimming.
6. Is wiper gasket dragging at any point? If so, trim or adjust for 1/16" to 1/8" clearance over entire length.
7. Check to be sure door is self-closing from all positions (excepting full open). If door panel is plumb, and wiper gasket is not dragging, it will close properly.
8. Be sure the stepplate is fully secured to the floor and with no screws missing.
9. Self-closing spring-loaded hinges are factory adjusted. Do not adjust spring loading.
10. Do not oil hinges. If lubrication is necessary, use a dry silicone type.




Shim hinges to adjust gasket.




Check wiper gasket.



Is the stepplate fully secured?



Always read instructions.



Shim both sides of door frame and center of door.



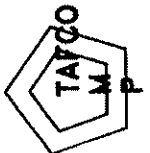
Is the panel plumb?



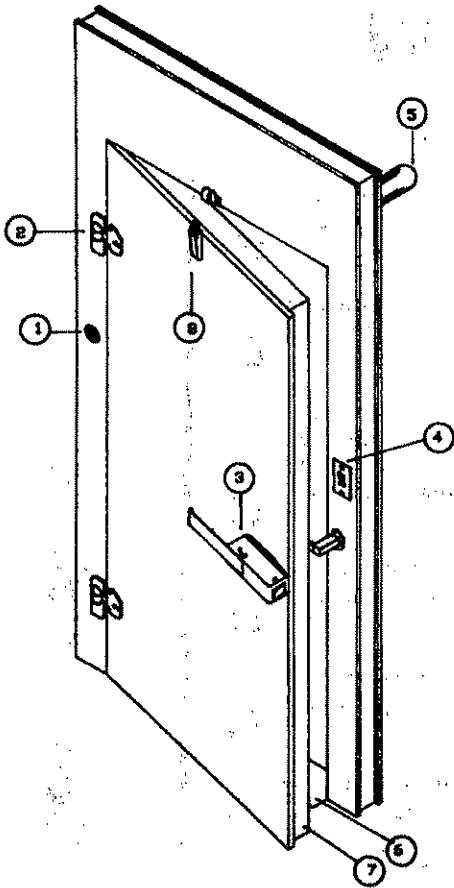
Check gasket seal.

Door Installation

TMP COMPANY, INC.
 P.O. BOX 289, GRAHAM STREET
 HYDE, PENNSYLVANIA 18843
 TEL: (814) 765-9615
 FAX: (814) 765-5410
 TOLL FREE (800) 233-1954

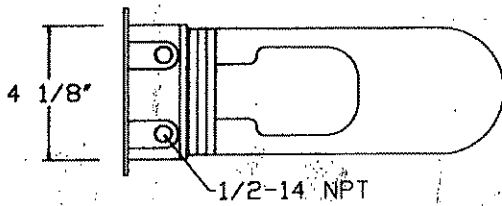


STANDARD TAFCO WALK-IN DOOR




- 1) 2 1/2" DIAL THERMOMETER
- 2) SELF-CLOSING CAM-ACTION HINGES ONE W/SPRING ASSIST
- 3) DOOR LATCH WITH INSIDE SAFTY RELEASE AND OPTIONAL CYLINDER LOCK
- 4) LIGHT SWITCH WITH LIGHTED TOGGLE
- 5) INTERIOR VAPOR-PROOF LIGHT FIXTURE
- 6) STAINLESS STEEL RIENFORCED DOOR THRESHOLD
- 7) ADJUSTABLE SWEEPER GASKETS
- 8) DOOR CLOSER

WALK-IN DOOR STANDARD ACCESSORIES



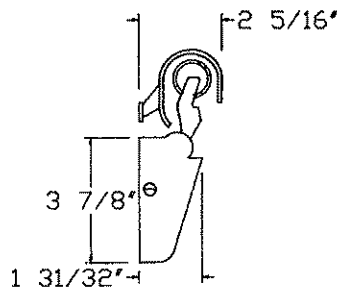
VAPOR PROOF LIGHT FIXTURE

PILOT LIGHTED TOGGLE



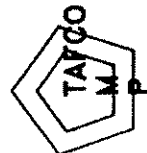
PILOT LIGHTED TOGGLE ON/OFF SWITCH WITH STAINLESS STEEL SWITCH PLATE

DOOR CLOSER

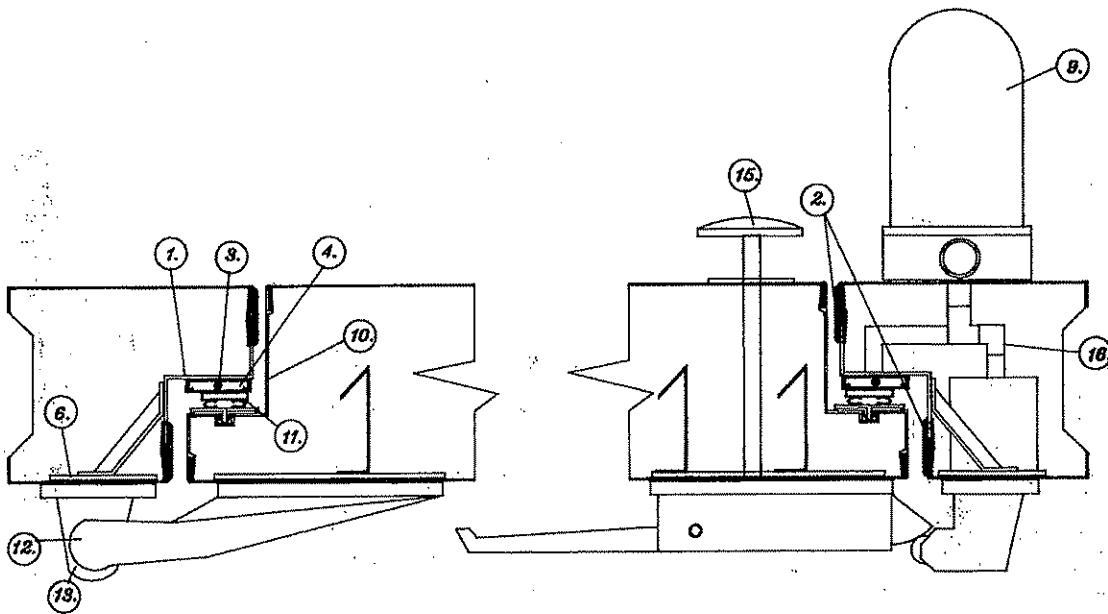


2 1/2" FLUSHED MOUNTED DIAL THERMOMETER

TMP COMPANY, INC.
 P.O. BOX 269, GRAHAM STREET
 HYDE, PENNSYLVANIA 16843
 TEL: (814) 765-5616
 FAX: (814) 765-5410
 TOLL FREE (800) 233-1954



**Standard Tafco Walk-In Door
 Walk-In Door Standard Accessories**

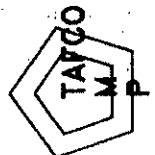


STANDARD DOOR ACCESSORIES

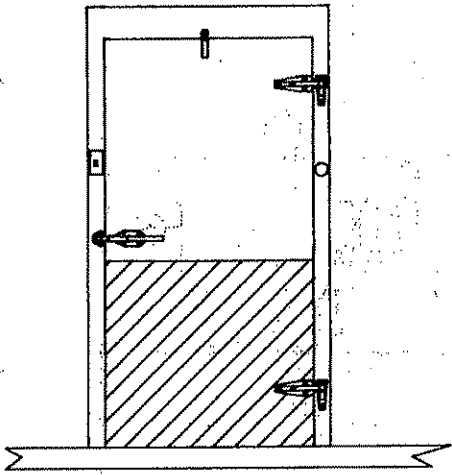
- | | |
|--------------------------------------------------------------------------------------------------------------------------------------------------------------------------------------------------------|----------------------------------------------------------------------------|
| 1. 14 GA. S/S FRAME TYPE 304
8 POLISH | 11. SNAP-IN TYPE MAGNETIC DOOR
GASKET FOR EASE OF REPLACEMENT |
| 2. DUAL PVC THERMAL BREAK
IN FRAME | 12. ONE (1) SPRING ASSIST STRAP
CHROME PLATED HINGE |
| 3. WIRE SHIELDED FRAME
HEATER FOR COOLERS &
FREEZER | 13. ONE (1) STANDARD STRAP
CHROME PLATED HINGE |
| 4. S/S SNAP ON HEATER WIRE
COVER FOR EASE OF REPLACEMENT | 14. SPRING DOOR CLOSER (NOT SHOWN) |
| 5. 2 1/2" DIAL THERMOMETER
MOUNTED IN FRAME (NOT SHOWN) | 15. INSIDE RELEASE |
| 6. 1/4" STEEL BACKING PLATES FOR
DOOR HARDWARE FOAMED IN PLACE
& WELDED TO S/S FRAME | 16. ALL WIRING IN CONDUIT |
| 7. 16 GA. S/S SILL PLATE (NOT SHOWN) | 17. ONE POINT ELECTRICAL HOOK-UP
115-60-1 POWER |
| 8. LIGHTED 120VPL LIGHT SWITCH
(NOT SHOWN) | 18. FULL FOAMED IN PLACE CONSTRUCTION
CLASS 1 FOAM |
| 9. VAPOR PROOF LIGHT W/LEXAN
COVER MOUNTED ON JUNCTION
BOX BASE FOR EASE OF
ADDING ADDITIONAL ELECTRICAL
ACCESSORIES TO INTERIOR OF
WALK-IN (CONSULT FACTORY FOR
POWER REQUIREMENTS) | 19. UL LISTED |
| 10. FULL PVC THERMAL BREAK IN DOOR | 20. NSF APPROVED |
| | 21. MEA LISTED |
| | 22. LOCKS & RECEIVERS WELDED TO
S/S DOOR FRAME |
| | 23. METAL, FOAM & PVC CONSTRUCTION
(NO WOOD) |
| | 24. DOORS & FRAMES SHIPPED
FULLY ASSEMBLED WITH
STANDARD ACCESSORIES |

Standard Design Features

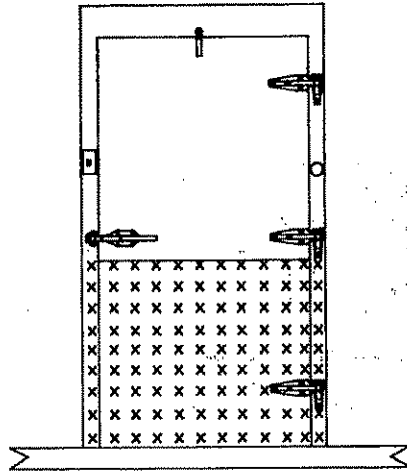
TMP COMPANY, INC.
P.O. BOX 263, GRAHAM STREET
HYDE, PENNSYLVANIA 16843
TEL: (814) 765-9815
FAX: (814) 765-5410
TOLL FREE (800) 233-1954



STANDARD WALK-IN SWING DOOR OPTIONS

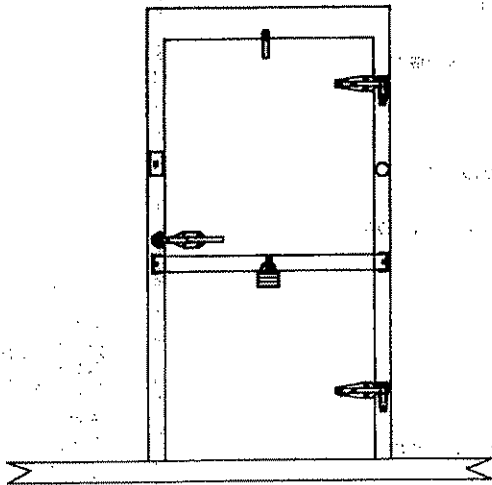


STAINLESS STEEL OR GALVANIZED KICKPLATES ARE AVAILABLE ON INTERIOR OR EXTERIOR OF DOOR. 14 GAUGE OR 16 GAUGE METAL AVAILABLE.



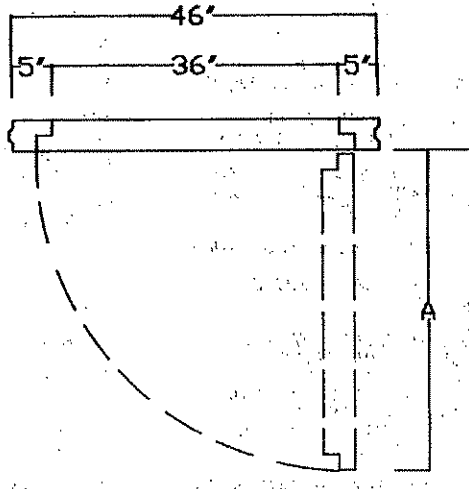
THE TMP "TUFFY DOOR" IS EQUIPPED WITH 1/8" DIAMOND PLATE KICKPLATE ON THE DOOR AND FRAME. AN EXTRA HINGE IS ALSO PROVIDED.

TUFFY DOOR



FOR BETTER SECURITY, WE PROVIDE AN OPTIONAL LOCKING BAR WHICH IS CONNECTED TO AN INSIDE SAFETY RELEASE TO PREVENT ANYONE FROM BEING LOCKED INSIDE.

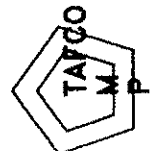
LOCKING BAR



STANDARD DOOR SECTION
 "A"-42" W/ POSITIVE HARDWARE
 "B"-45" W/ MAGNETIC HARDWARE

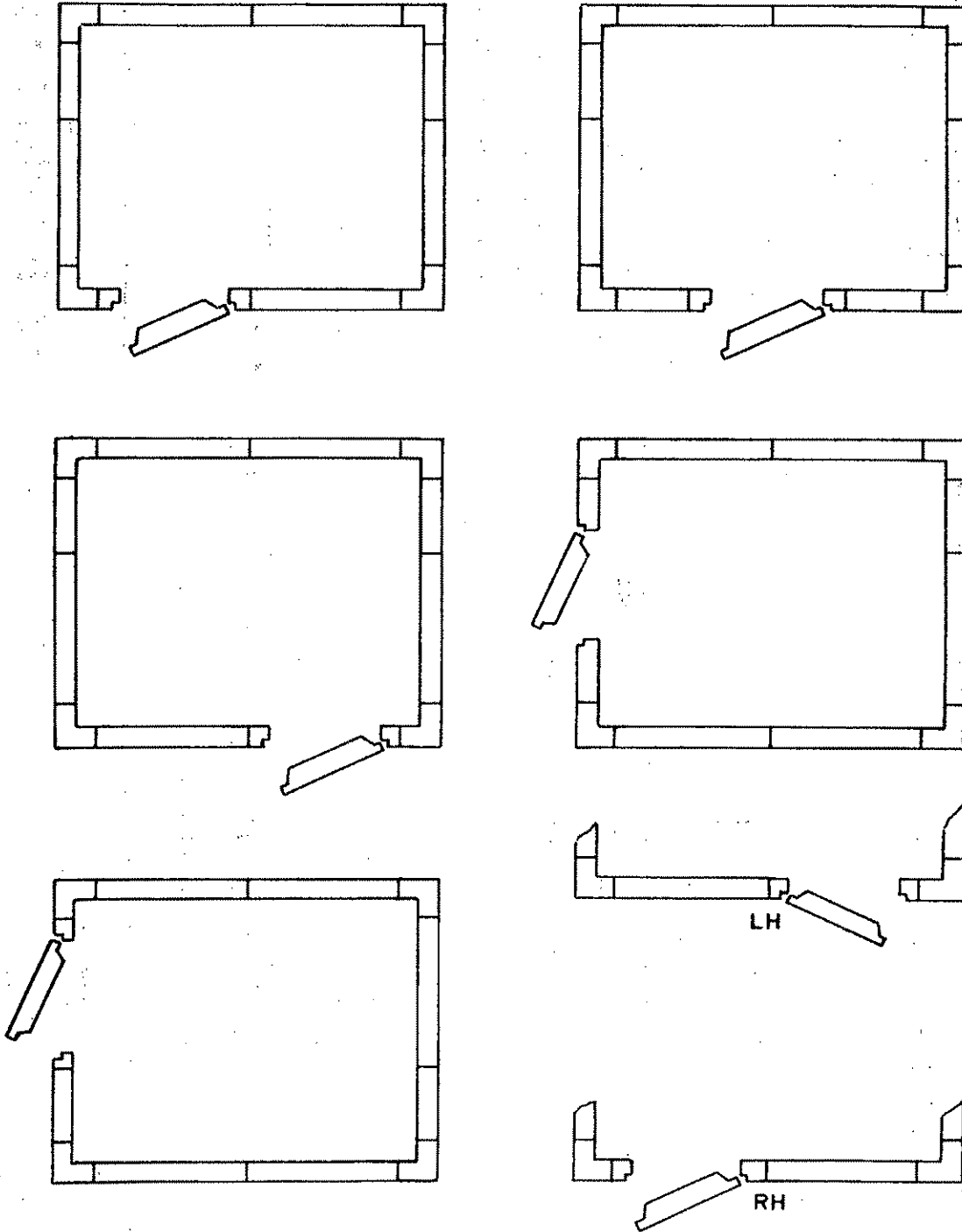
Standard Walk In Swing Door Options

TMP COMPANY, INC.
 P.O. BOX 289, GRAHAM STREET
 HYDE, PENNSYLVANIA 16843
 TEL: (814) 765-5675
 FAX: (814) 765-5410
 TOLL FREE (800) 233-1954



LOCATING ENTRANCE DOORS

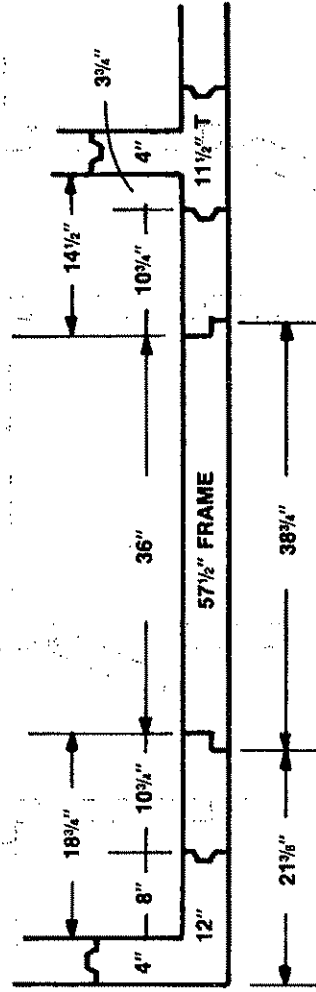
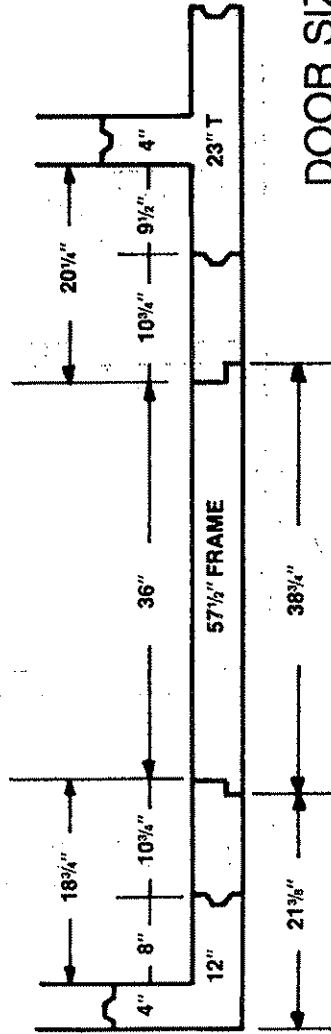
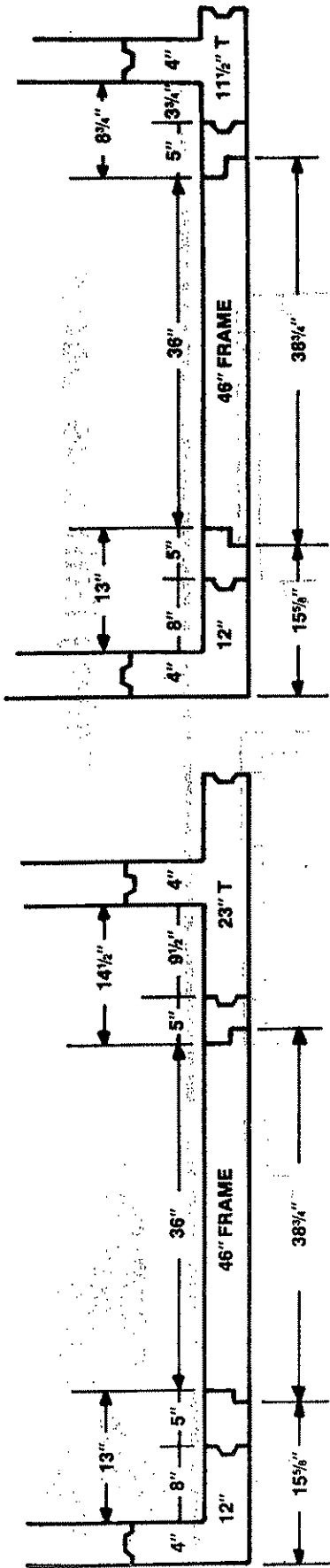
Hinged entrance doors can be located in any 46 inch wall or partition panel. Entrance doors should be located to provide the most convenient entrance and allow optimum wall storage space. Right hand swing and left hand swing available.



Locating Entrance Doors

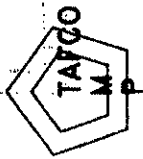
TMP COMPANY, INC.
P.O. BOX 269 GRAHAM STREET
HYDE PENNSYLVANIA 16843
TEL: (814) 765-9515
FAX: (814) 765-5410
TOLL FREE (800) 233-1954





DOOR SIZE 38 1/4" X 77 5/8" O.D.

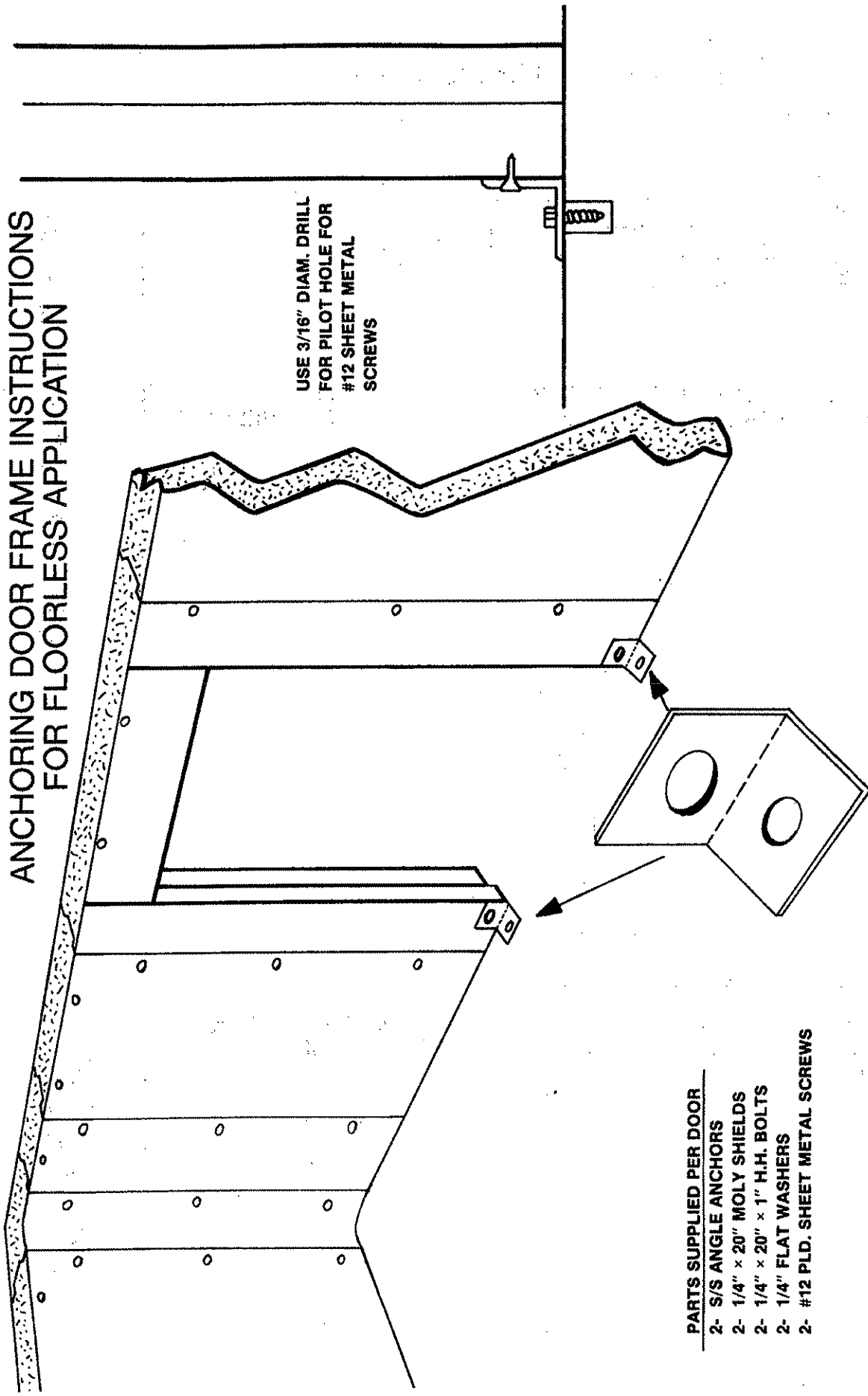
Interior and exterior dimensions noted are **MINIMUM** required.



TMP COMPANY, INC.
 P.O. BOX 269, GRAHAM STREET
 HYDE, PENNSYLVANIA 16843
 TEL: (814) 765-9615
 FAX: (814) 765-5410
 TOLL FREE (800) 233-1954

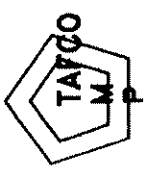
Interior & Exterior Door Dimensions

**ANCHORING DOOR FRAME INSTRUCTIONS
FOR FLOORLESS APPLICATION**



USE 3/16" DIAM. DRILL
FOR PILOT HOLE FOR
#12 SHEET METAL
SCREWS

- PARTS SUPPLIED PER DOOR**
- 2- S/S ANGLE ANCHORS
 - 2- 1/4" x 20" MOLY SHIELDS
 - 2- 1/4" x 20" x 1" H.H. BOLTS
 - 2- 1/4" FLAT WASHERS
 - 2- #12 PLD. SHEET METAL SCREWS

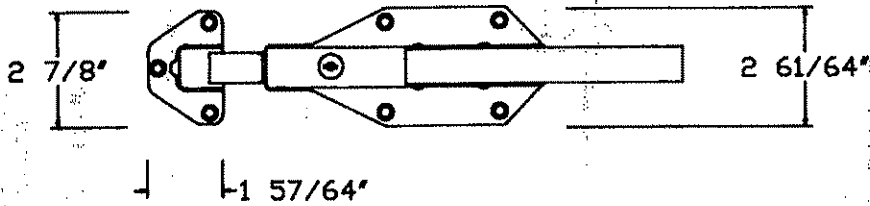


TMP COMPANY INC.
P.O. BOX 289, GRAHAM STREET
HYDE, PENNSYLVANIA 16843
TEL: (814) 765-9615
FAX: (814) 765-5410
TOLL FREE (800) 233-1954

**Anchoring Door Frame
(Floorless) Instructions**

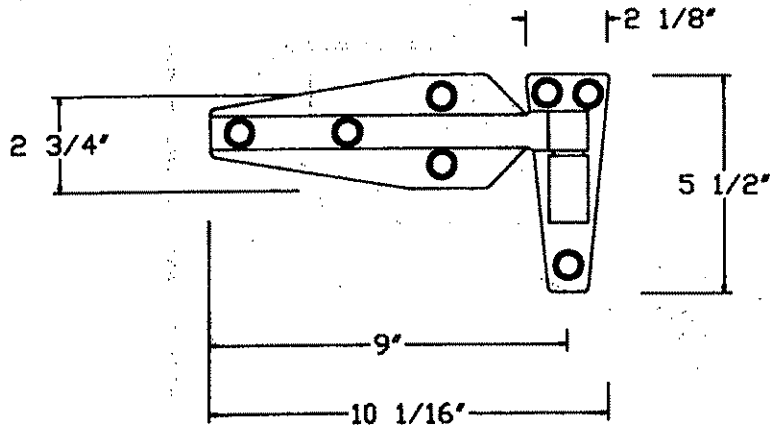
POSITIVE HARDWAREDETAIL

Provided As A Standard



NOTE A: LATCH HAS STANDARD CYLINDER LOCK
NOTE B: HANDLE PROVIDED WITH INSIDE SAFETY RELEASE

FINISH: Polished Chrome

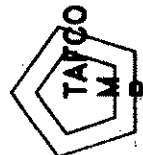


SELF CLOSING HINGES TWO (2) PROVIDED PER DOOR,
WITH CAM-LIFT ACTION. UPPER HINGE HAS SPRING
ASSIST, STANDARD

FINISH: Polished Chrome

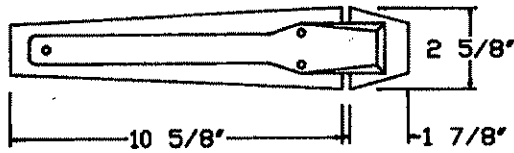
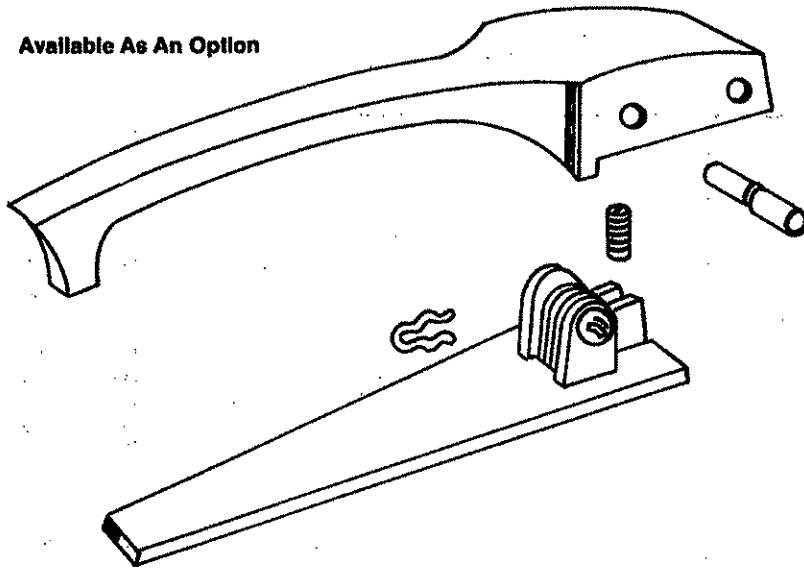
Positive Hardware Detail

TMP COMPANY, INC.
P.O. BOX 289, GRAHAM STREET
HYDE, PENNSYLVANIA 16843
TEL: (814) 765-9815
FAX: (814) 765-5410
TOLL FREE (800) 233-1954

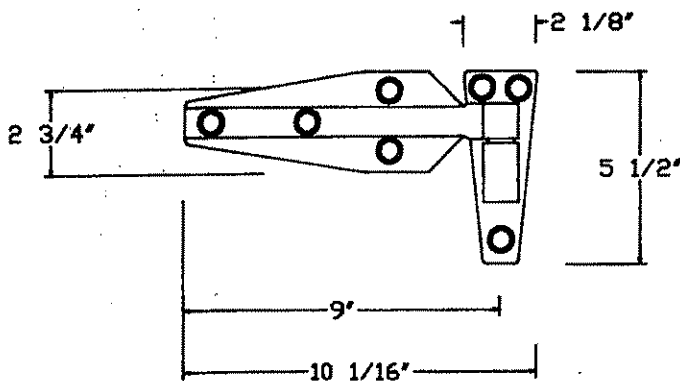


MAGNETIC HARDWARE DETAIL

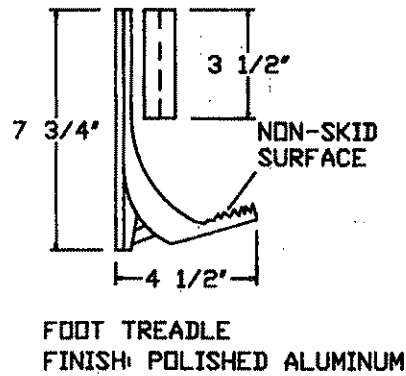
Available As An Option



NOTE A: AVAILABLE WITH CYLINDER LOCKS
 NOTE B: HANDLE PROVIDED WITH INSIDE SAFETY RELEASE.
 FINISH: POLISHED ALUMINUM

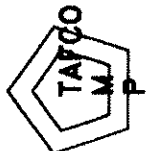


SELF CLOSING HINGES TWO (2) PROVIDED PER DOOR,
 WITH CAM-LIFT ACTION.

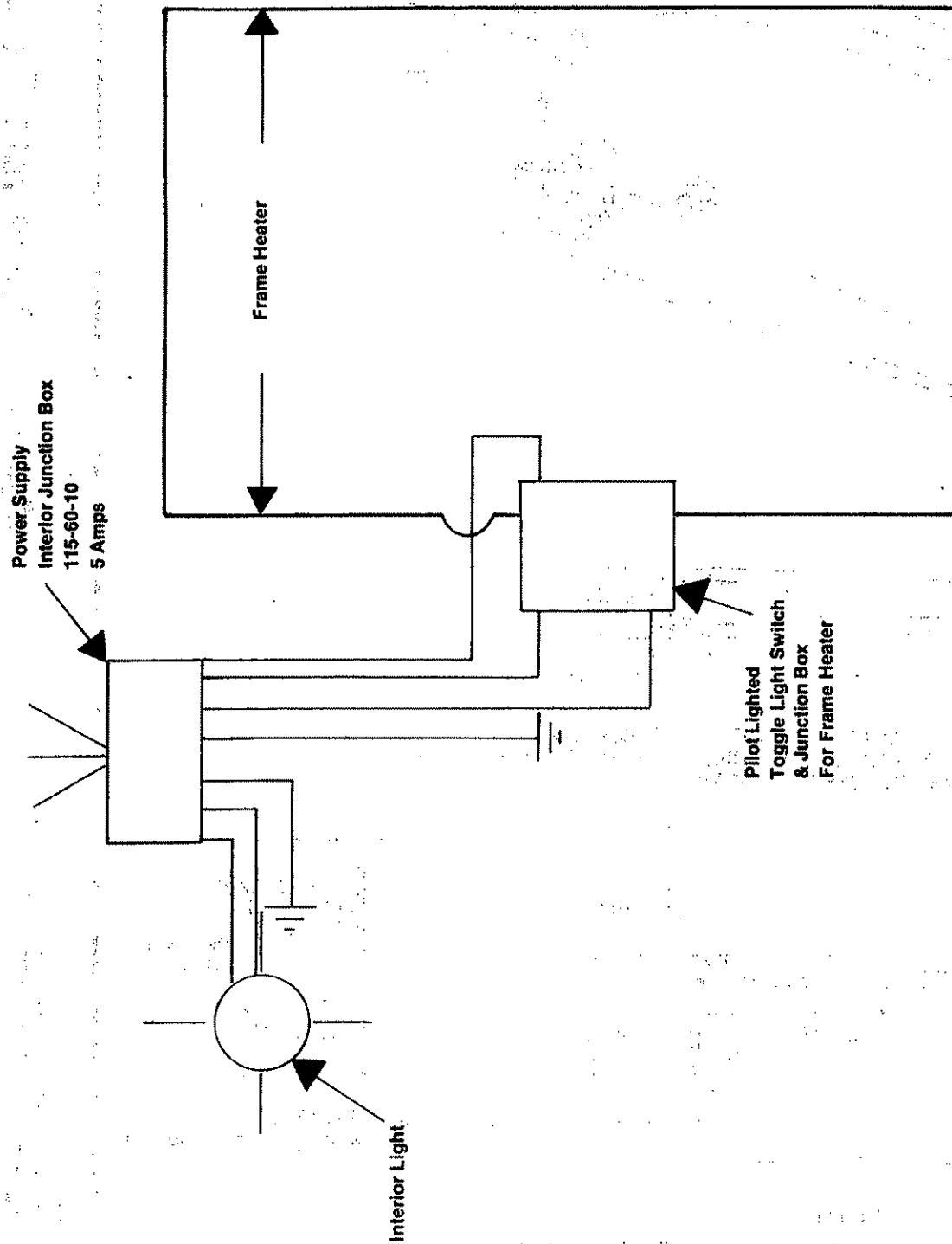


**Magnetic Hardware Detail
 (for 36" x 78" Swing Door)**

TMP COMPANY, INC.
 P.O. BOX 269, GRAHAM STREET
 HYDE, PENNSYLVANIA 16843
 TEL: (814) 765-9615
 FAX: (814) 765-5410
 TOLL FREE (800) 233-1954

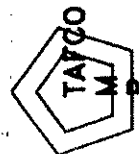


WIRING DIAGRAM FOR STANDARD DOOR

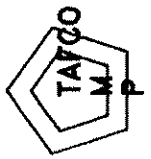
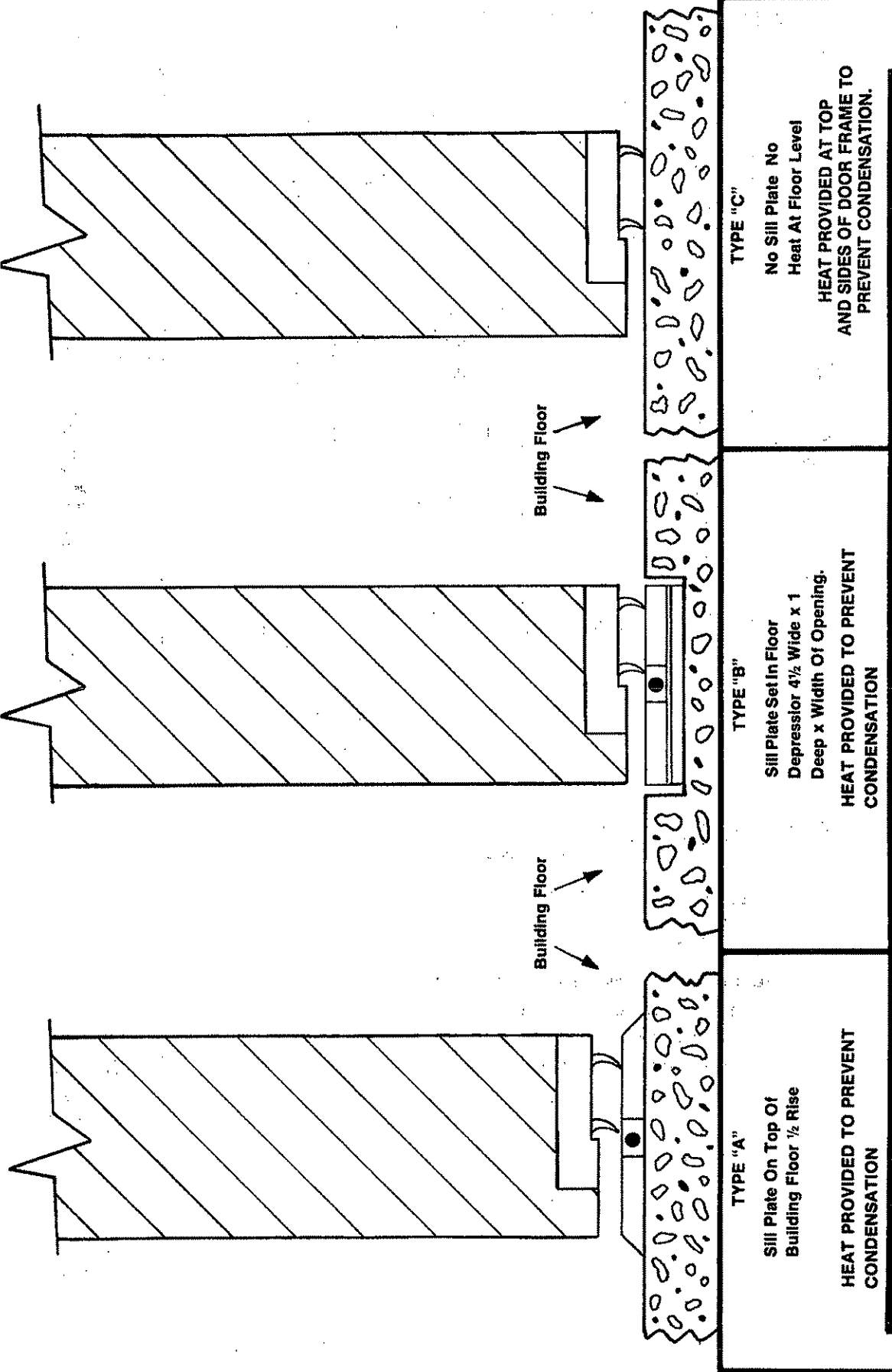


Wiring Diagram For Standard Door

TMP COMPANY, INC.
 P.O. BOX 288, GRAHAM STREET
 HYDE, PENNSYLVANIA 16843
 TEL: (814) 765-9615
 FAX: (814) 765-5410
 TOLL FREE: (800) 233-1954



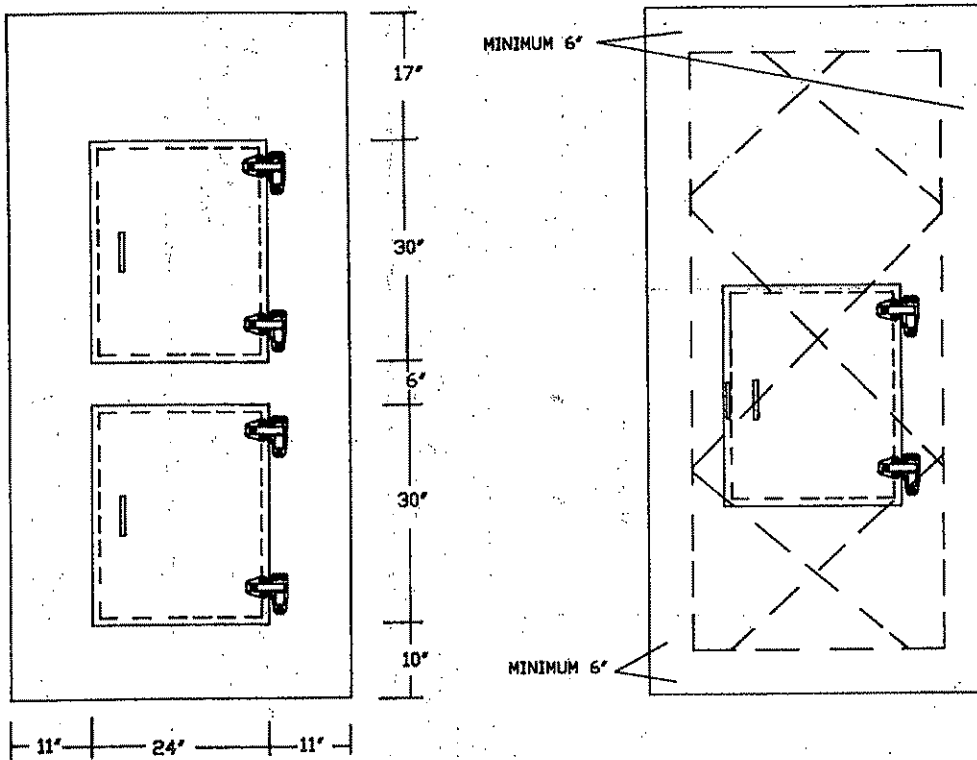
NOTE:
 TYPE OF DOOR SILL REQUIRED MUST BE VERIFIED BEFORE ORDER IS RELEASED FOR FABRICATION



TMP COMPANY, INC.
 P.O. BOX 269, GRAHAM STREET
 HYDE, PENNSYLVANIA 16843
 TEL: (814) 765-9815
 FAX: (814) 765-5410
 TOLL FREE (800) 233-1954

Door Sill Detail

REACH-IN DOORS



NOTE: REACH-IN DOOR CAN BE PLACED ANYWHERE WITHIN SHADED AREA.

TYPICAL DOOR LAY-OUT

ACCESSORIES: HEATER WIRES PROVIDED FOR FROST PREVENTION. DOOR FINISH TO MATCH FINISH OF WALK-IN.

TABLE OF STANDARD SIZES
 18"x30"
 24"x30"
 30"x30"

NOTE: OTHER SIZES FURNISHED ON SPECIAL ORDER

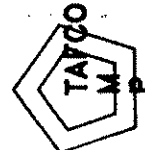
ALL DOORS 4" THICK FOAMED-IN-PLACE URETHANE

FINISH TO MATCH WALK-IN

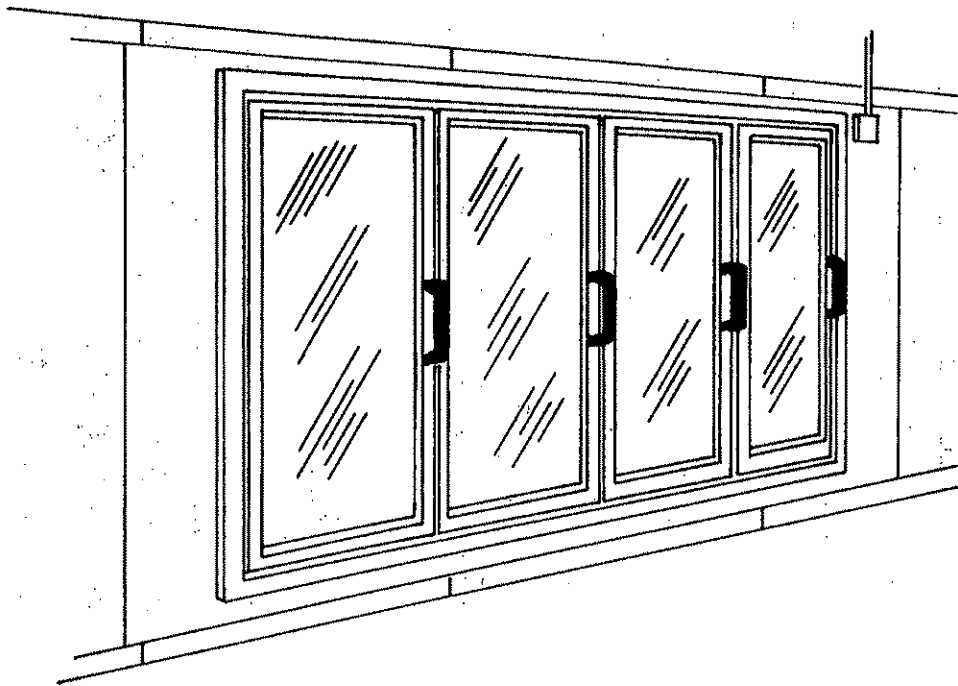
NOTE: PLEASE SPECIFY LEFT OR RIGHT HAND HINGE

Reach-In Doors

TMP COMPANY, INC.
 P.O. BOX 269, GRAHAM STREET
 HYDE, PENNSYLVANIA 16843
 TEL: (814) 765-9615
 FAX: (814) 765-5410
 TOLL FREE (800) 233-1954



HINGED GLASS DISPLAY DOORS



Hinged Glass Display Doors

24" x 63" Doors Available As Follows:		
No. Of Doors	No. Of Frames	Min. Length Of Wall
1	1	5'10"
2	1	6'9½"
3	1	8'8½"
4	1	10'7½"
5	2	12'6½"
6	2	14'5½"
7	2	16'4½"
8	2	18'3½"

26" x 63" Doors Available As Follows:		
No. Of Doors	No. Of Frames	Min. Length Of Wall
1	1	5'10"
2	1	6'9½"
3	1	9'8"
4	1	11'7"
5	2	13'6"
6	2	16'4½"
7	2	18'3½"
8	2	20'2½"

TMP COMPANY, INC.
 P.O. BOX 269, GRAHAM STREET
 HYDE, PENNSYLVANIA 16843
 TEL: (814) 765-9615
 FAX: (814) 765-5410
 TOLL FREE (800) 233-1854



HINGED GLASS DISPLAY DOOR SPECIFICATIONS FOR COOLERS

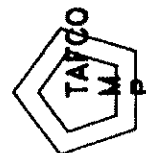
NUMBER OF DOORS	COOLER	MODEL K-1	MODEL K-3
	ACTUAL DOOR SIZE NET OPENING HEIGHT	23 $\frac{1}{4}$ " x 63 $\frac{1}{8}$ " 64 $\frac{1}{4}$ "	30" x 63 $\frac{1}{8}$ " 64 $\frac{1}{4}$ "
2	Net Opening Width Light & Heater AMP Load Weight	4'0 $\frac{1}{2}$ " 4.1 280	5'2 $\frac{1}{2}$ " 4.3 320
3	Net Opening Width Light & Heater AMP Load Weight	6'0 $\frac{1}{2}$ " 5.5 420	7'8 $\frac{1}{2}$ " 5.9 480
4	Net Opening Width Light & Heater AMP Load Weight	8'0 $\frac{1}{2}$ " 6.9 560	10'3" 7.3 640
5	Net Opening Width Light & Heater AMP Load Weight	10'0 $\frac{1}{2}$ " 8.5 700	13'0 $\frac{1}{2}$ " 10.2 800
6	Net Opening Width Light & Heater AMP Load Weight	12'2 $\frac{1}{2}$ " 11.0 840	15'7" 11.8 960
7	Net Opening Width Light & Heater AMP Load Weight	14'2 $\frac{1}{2}$ " 12.4 980	18'1 $\frac{1}{2}$ " 13.2 1120
8	Net Opening Width Light & Heater AMP Load Weight	16'2 $\frac{1}{2}$ " 13.8 1120	20'7 $\frac{1}{2}$ " 14.6 1280
9	Net Opening Width Light & Heater AMP Load Weight	18'2 $\frac{1}{2}$ " 15.4 1260	23'5 $\frac{1}{2}$ " 17.7 1440
10	Net Opening Width Light & Heater AMP Load Weight	20'1 $\frac{1}{2}$ " 17.0 1400	25'11 $\frac{1}{2}$ " 18.9 1600
11	Net Opening Width Light & Heater AMP Load Weight	22'4 $\frac{1}{2}$ " 19.3 1540	28'5 $\frac{1}{2}$ " 20.5 1760
12	Net Opening Width Light & Heater AMP Load Weight	24'4 $\frac{1}{2}$ " 20.7 1680	31'0 $\frac{1}{2}$ " 21.9 1920
13	Net Opening Width Light & Heater AMP Load Weight	26'4" 22.3 1820	33'10" 25.0 2080
14	Net Opening Width Light & Heater AMP Load Weight	28'3 $\frac{1}{2}$ " 23.9 1960	36'4 $\frac{1}{2}$ " 26.2 2240
15	Net Opening Width Light & Heater AMP Load Weight	30'3 $\frac{1}{2}$ " 25.5 2100	38'11" 27.8 2400

GLASS DOORS FOR FREEZERS

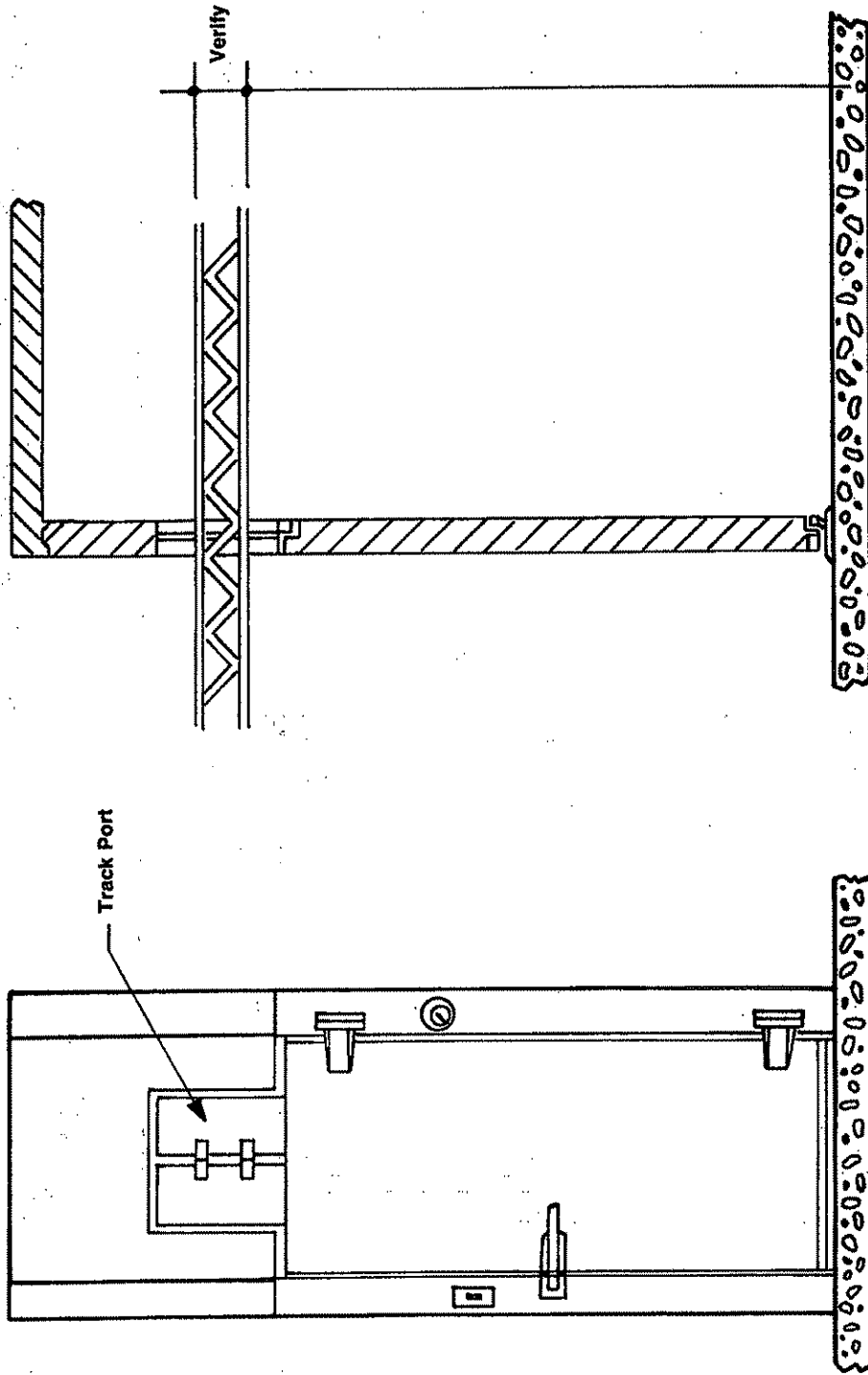
NUMBER OF DOORS	FREEZER	MODEL K-1-F	MODEL K-3-F
	ACTUAL DOOR SIZE NET OPENING HEIGHT	23 $\frac{1}{4}$ " x 63 $\frac{1}{8}$ " 64 $\frac{1}{4}$ "	30" x 63 $\frac{1}{8}$ " 64 $\frac{1}{4}$ "
2	Net Opening Width Light & Heater AMP Load Weight	4'0 $\frac{1}{2}$ " 9.3 320	5'2 $\frac{1}{2}$ " 9.9 360
3	Net Opening Width Light & Heater AMP Load Weight	6'0 $\frac{1}{2}$ " 12.8 480	7'8 $\frac{1}{2}$ " 13.9 540
4	Net Opening Width Light & Heater AMP Load Weight	8'0 $\frac{1}{2}$ " 16.6 640	10'3" 18.0 720
5	Net Opening Width Light & Heater AMP Load Weight	10'0 $\frac{1}{2}$ " 20.3 800	13'0 $\frac{1}{2}$ " 23.8 900
6	Net Opening Width Light & Heater AMP Load Weight	12'2 $\frac{1}{2}$ " 25.6 960	15'7" 27.8 1080
7	Net Opening Width Light & Heater AMP Load Weight	14'2 $\frac{1}{2}$ " 29.4 1120	18'1 $\frac{1}{2}$ " 31.9 1260
8	Net Opening Width Light & Heater AMP Load Weight	16'2 $\frac{1}{2}$ " 33.2 1280	20'7 $\frac{1}{2}$ " 36.0 1440
9	Net Opening Width Light & Heater AMP Load Weight	18'2 $\frac{1}{2}$ " 36.9 1440	23'5 $\frac{1}{2}$ " 41.7 1620
10	Net Opening Width Light & Heater AMP Load Weight	20'1 $\frac{1}{2}$ " 40.6 1600	25'11 $\frac{1}{2}$ " 45.9 1800
11	Net Opening Width Light & Heater AMP Load Weight	22'4 $\frac{1}{2}$ " 46.0 1760	28'5 $\frac{1}{2}$ " 49.9 1980
12	Net Opening Width Light & Heater AMP Load Weight	24'4 $\frac{1}{2}$ " 49.8 1920	31'0" 54.0 2160
13	Net Opening Width Light & Heater AMP Load Weight	26'4" 53.5 2080	33'10" 59.7 2340
14	Net Opening Width Light & Heater AMP Load Weight	28'3 $\frac{1}{2}$ " 57.2 2240	36'4 $\frac{1}{2}$ " 63.90 2520
15	Net Opening Width Light & Heater AMP Load Weight	30'3 $\frac{1}{2}$ " 60.9 2400	38'11" 67.9 2700

Hinged Glass Display Door Specifications for Coolers & Freezers

TMP COMPANY, INC.
P.O. BOX 269, GRAHAM STREET
HYDE, PENNSYLVANIA 16843
TEL: (814) 755-9515
FAX: (814) 755-5410
TOLL FREE (800) 233-1954

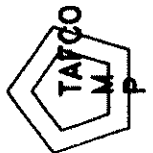


TRACK PORT DOOR DETAIL



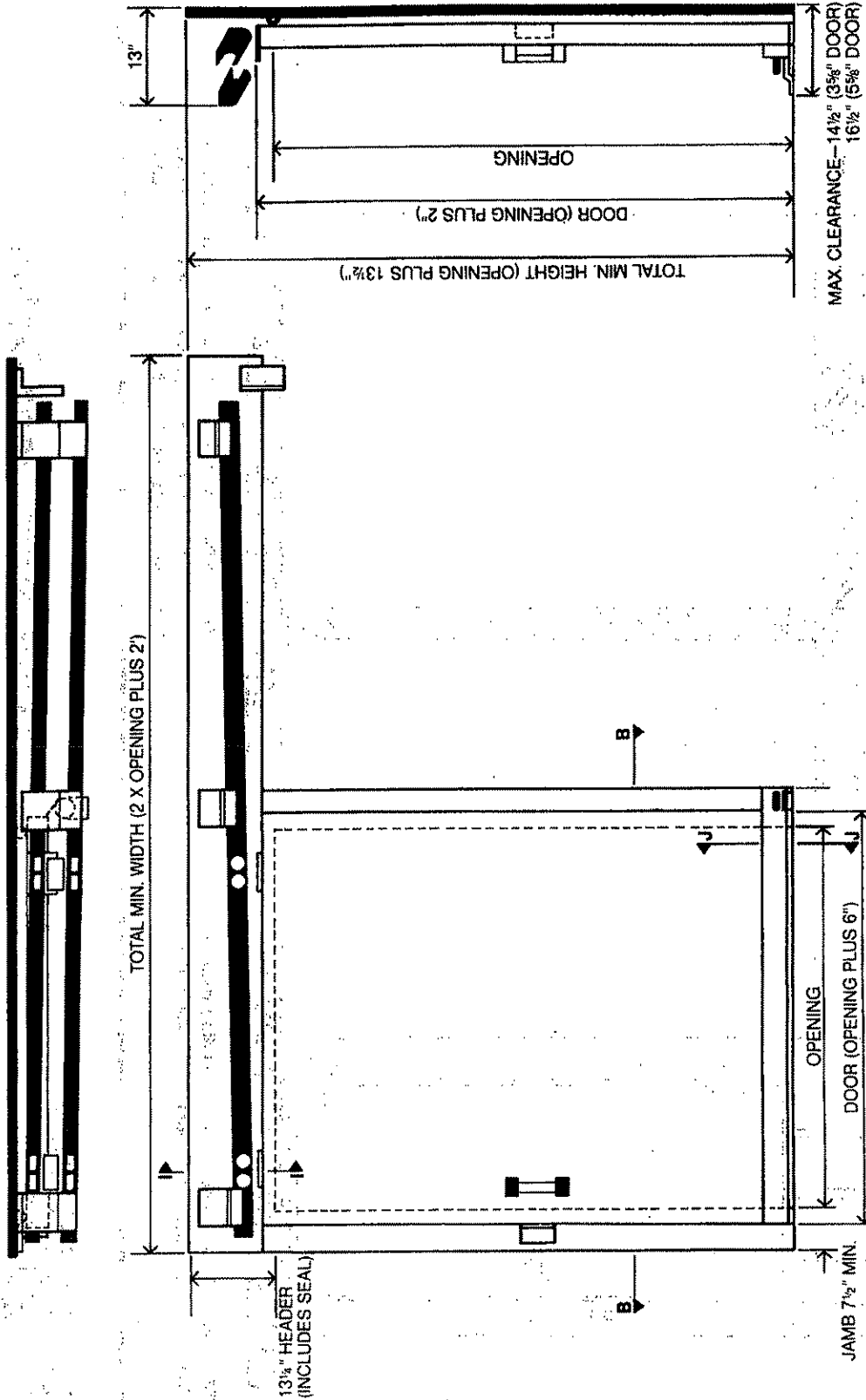
NOTE: Dimensions of meat rail from building walls must be provided for proper location of Door and Track Port opening.

NOTE: When ordering Doors with Track Port openings, height of rail AFF must be supplied along with complete dimensions of meat rail itself before construction can begin.



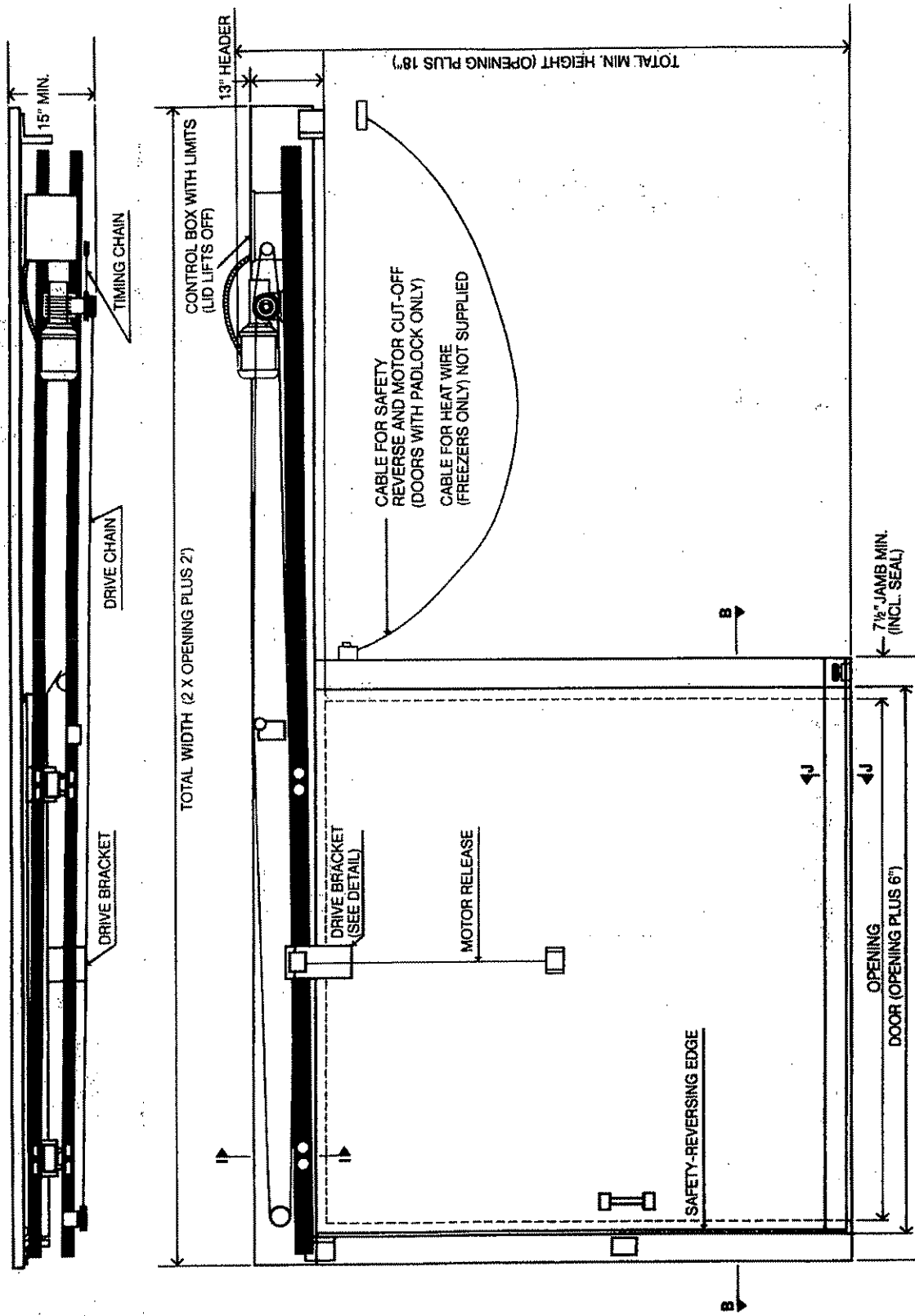
TMP COMPANY, INC.
 P.O. BOX 269, GRAHAM STREET
 HYDE, PENNSYLVANIA 16843
 TEL: (614) 765-9615
 FAX: (614) 765-5410
 TOLL FREE (800) 233-1954

Track Port Door Detail



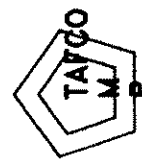
TMP COMPANY, INC.
 P.O. BOX 269, GRAHAM STREET,
 HYDE PENNSYLVANIA 16843
 TEL: (814) 765-9815
 FAX: (814) 765-5410
 TOLL FREE (800) 233-1954

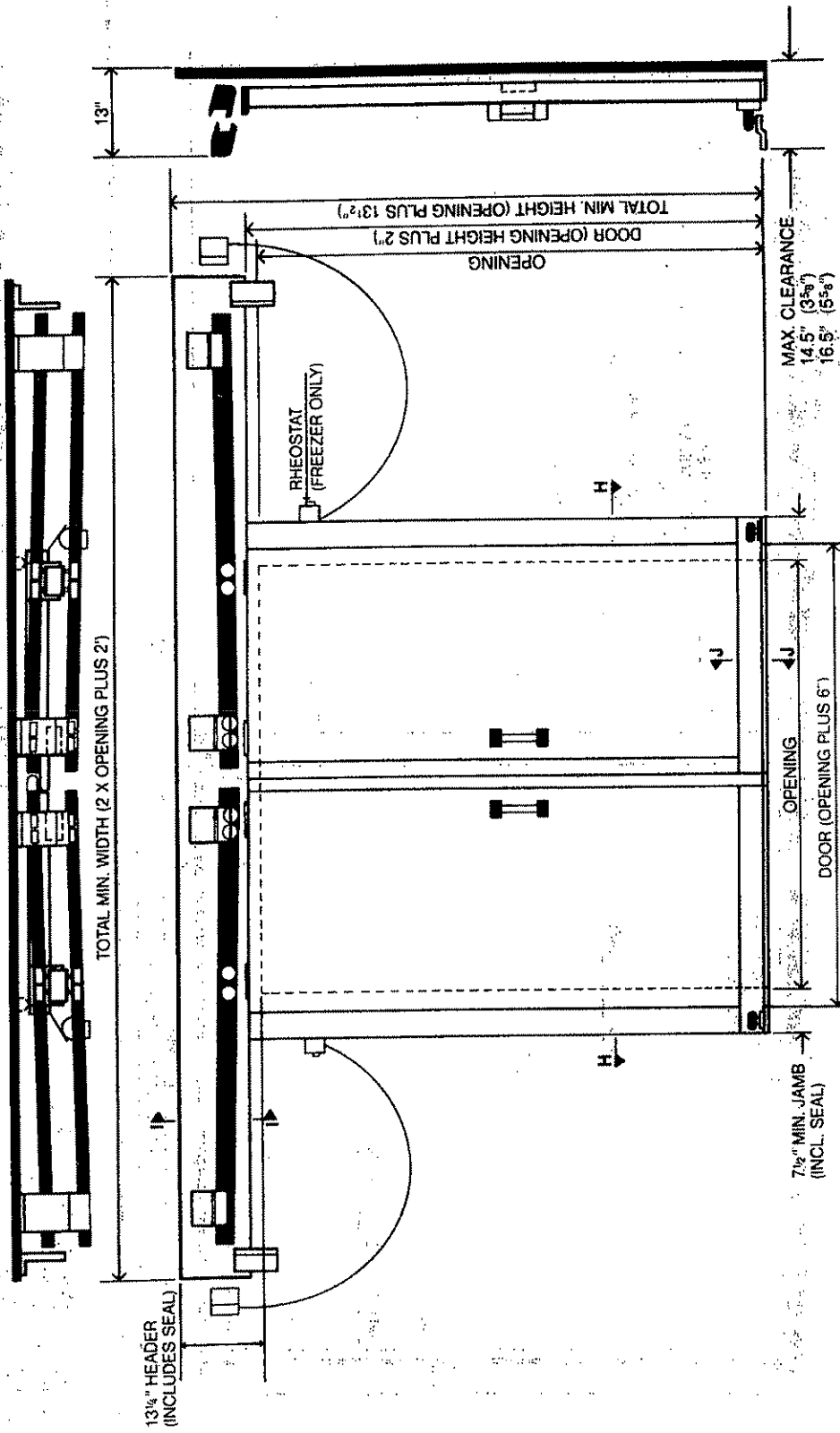
Single Horizontal Sliding Manual



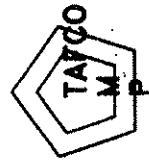
Single Horizontal Sliding Electric

TMP COMPANY, INC.
 P.O. BOX 289, GRAHAM STREET
 HYDE, PENNSYLVANIA 16843
 TEL: (814) 765-9615
 FAX: (814) 765-5410
 TOLL FREE (800) 233-1954

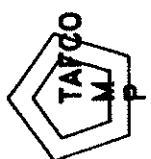
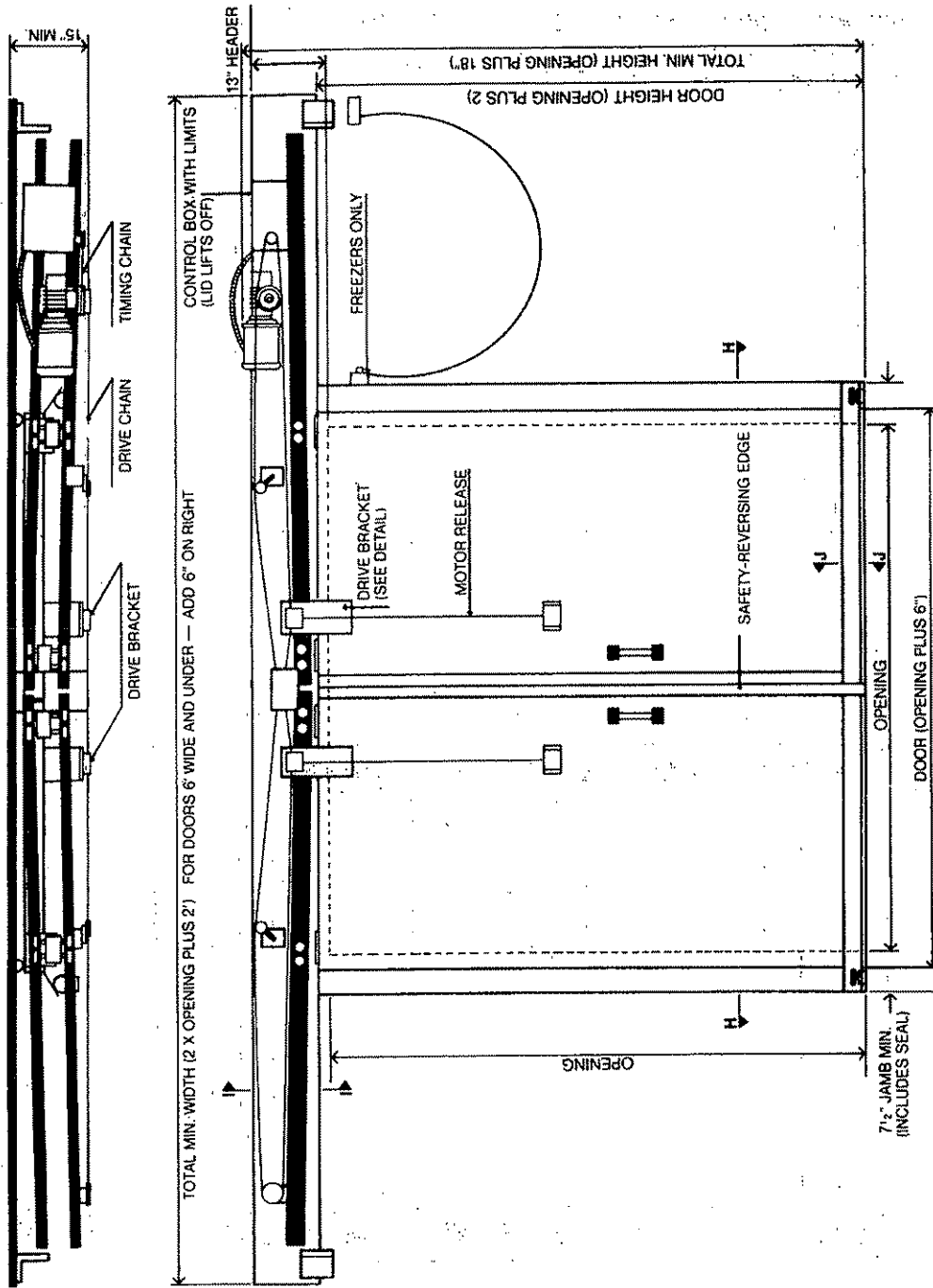




Bi-Parting Horizontal Sliding Manual

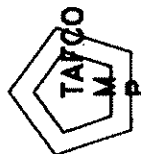
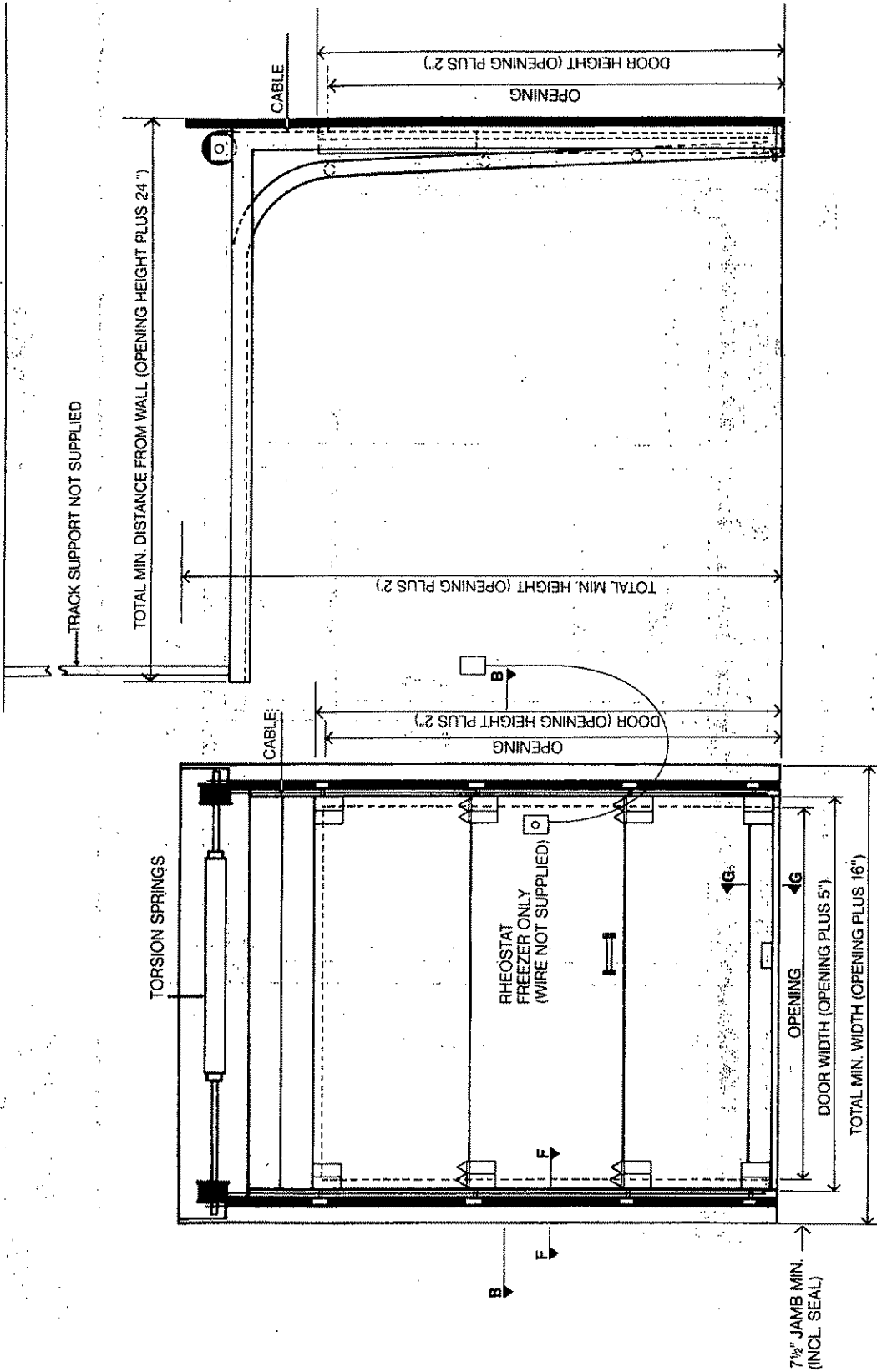


TMP COMPANY, INC.
 P.O. BOX 269, GRAHAM STREET
 HYDE, PENNSYLVANIA 18843
 TEL: (814) 765-9615
 FAX: (814) 765-5410
 TOLL FREE (800) 233-1954



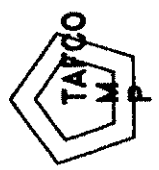
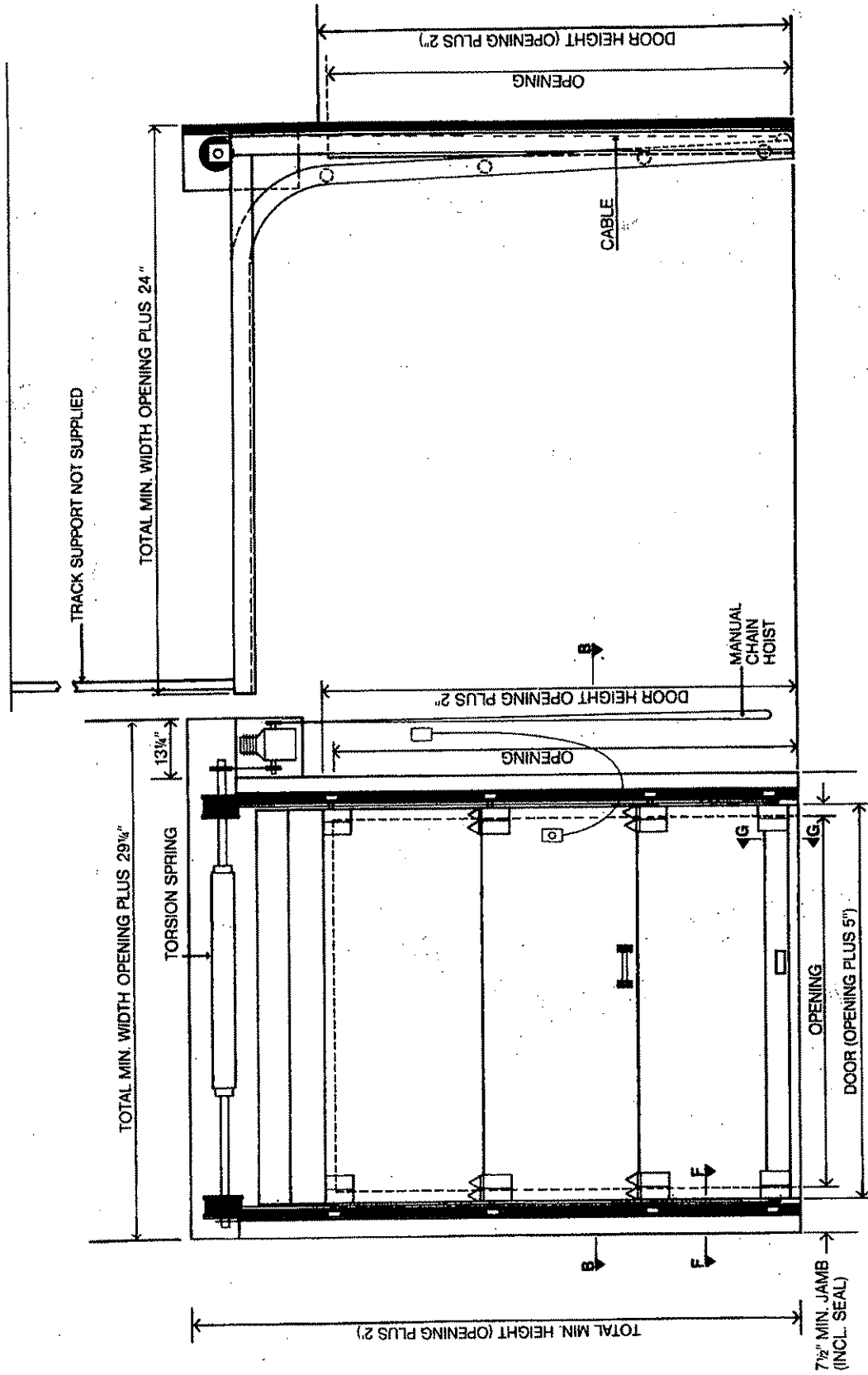
TMP COMPANY, INC.
 P.O. BOX 269, GRAHAM STREET
 HYDE, PENNSYLVANIA 16843
 TEL: (814) 765-9615
 FAX: (814) 765-5410
 TOLL FREE (800) 233-1954

Bi-Parting Horizontal Sliding Electric



TMP COMPANY, INC.
 P.O. BOX 289, GRAHAM STREET
 HYDE, PENNSYLVANIA 16843
 TEL: (814) 765-9615
 FAX: (814) 765-5410
 TOLL FREE (800) 233-1954

Overhead Manual

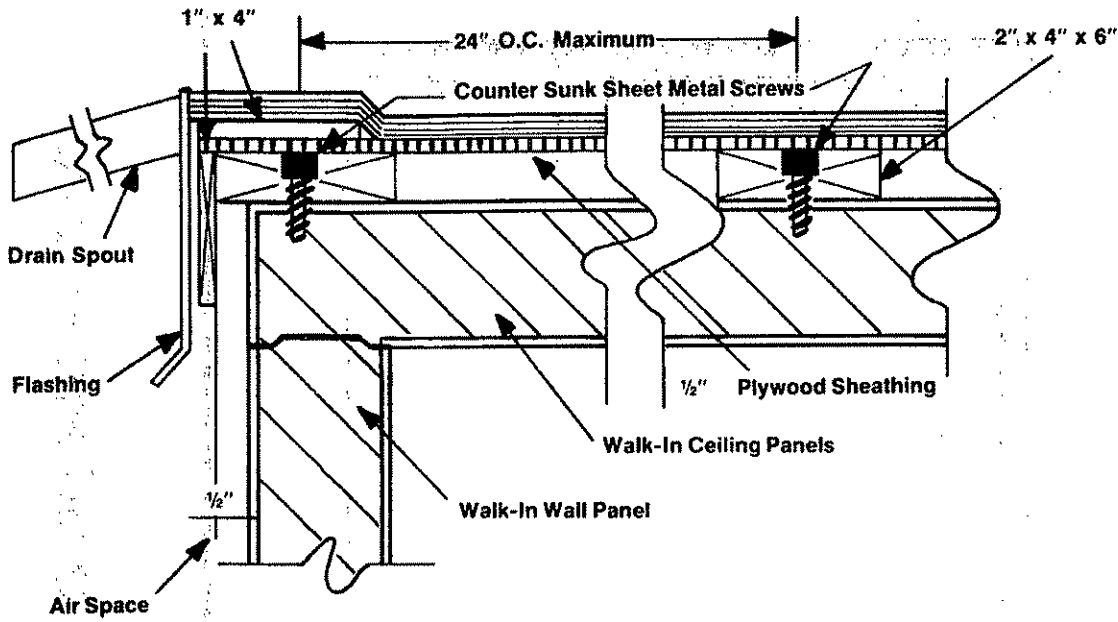


TMP COMPANY, INC.
 P.O. BOX 268, GRAHAM STREET
 HYDE, PENNSYLVANIA 16843
 TEL: (614) 765-8015
 FAX: (614) 765-5410
 TOLL FREE (800) 233-1954

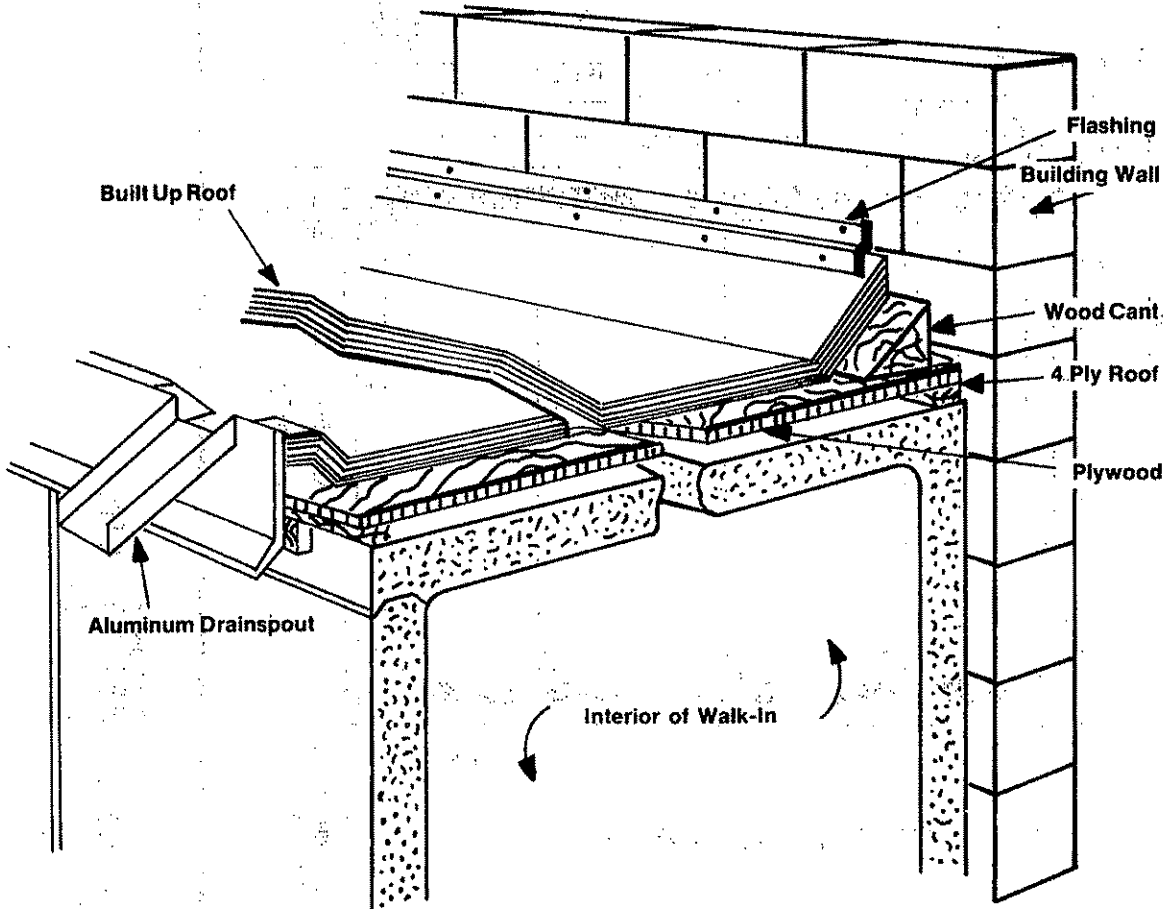
Overhead Electric

OUTDOOR BUILT-UP ROOF DETAIL

ROOF FURNISHED BY OTHERS



SECTION VIEW

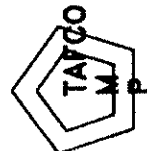


PERSPECTIVE VIEW

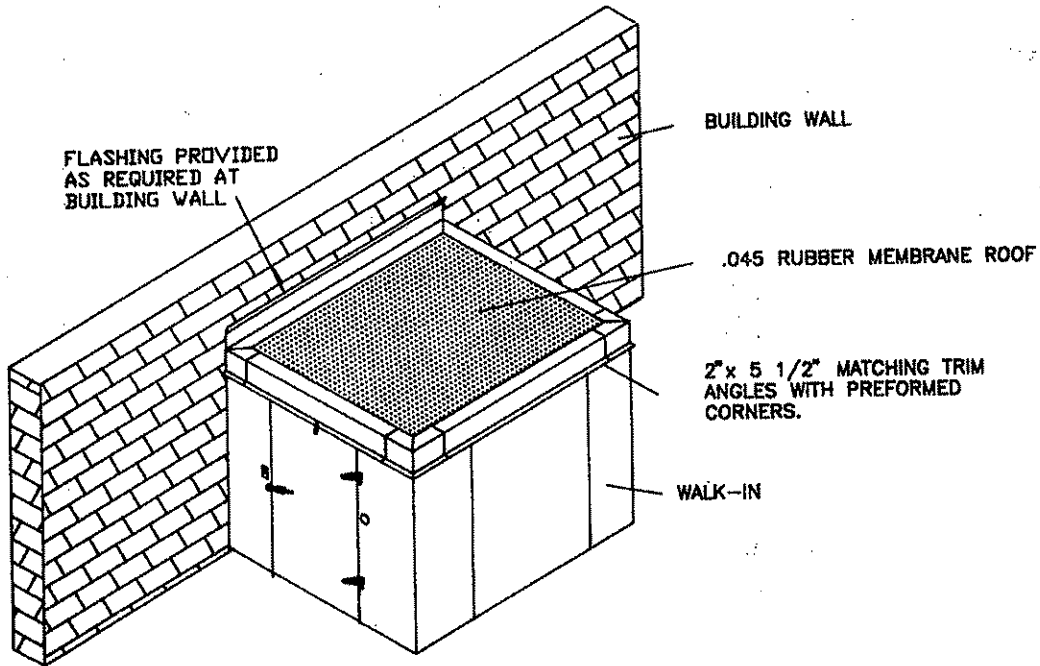
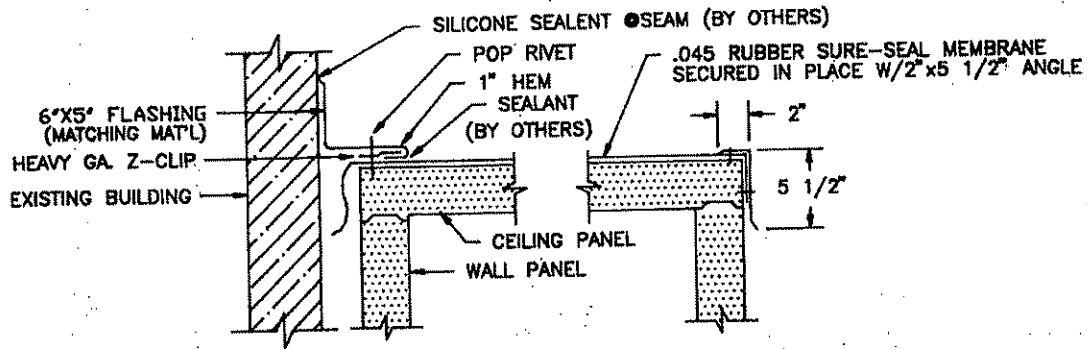
NOTE: Roof & all related components by others. Box only by TAFCO.

Outdoor Built-Up Roof Detail
(roof by others)

TMP COMPANY, INC.
 P.O. BOX 269, GRAHAM STREET
 HYDE, PENNSYLVANIA 16843
 TEL: (814) 765-9615
 FAX: (814) 765-5410
 TOLL FREE (800) 233-1954



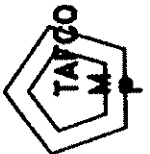
OUTDOOR RUBBER MEMBRANE TYPE DOOR DETAIL



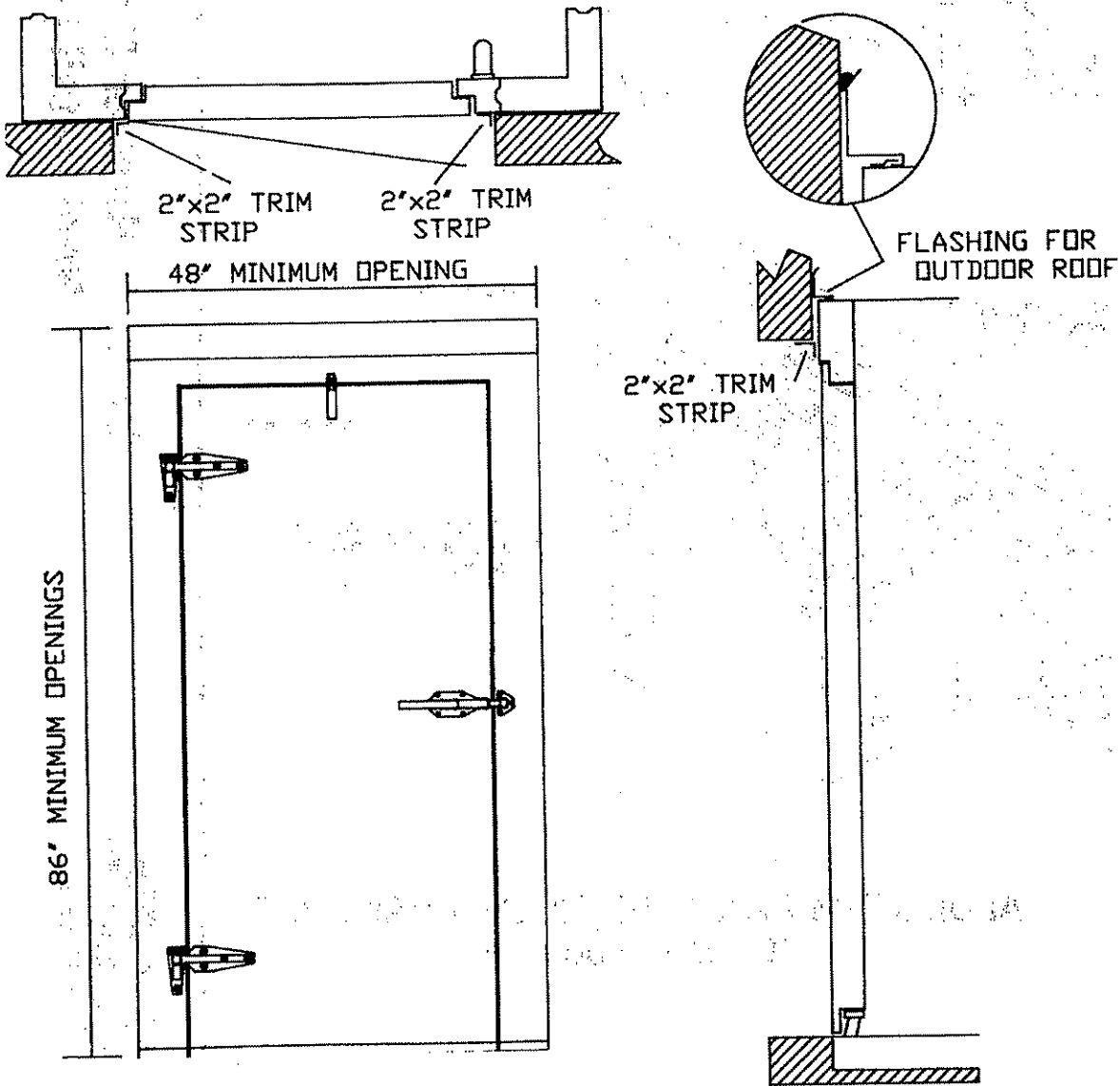
ALUMINUM PAN-TYPE ROOF AVAILABLE
 (Consult Factory)

Outdoor Rubber Membrane Type Roof Detail (Typical)

TMP COMPANY, INC.
 P.O. BOX 288, GRAHAM STREET
 HYDE, PENNSYLVANIA 16843
 TEL: (814) 765-9615
 FAX: (814) 765-5410
 TOLL FREE (800) 233-1854

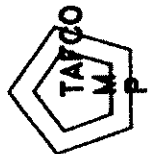


BUILDING WALL FLASHING & DOOR TRIM DETAIL



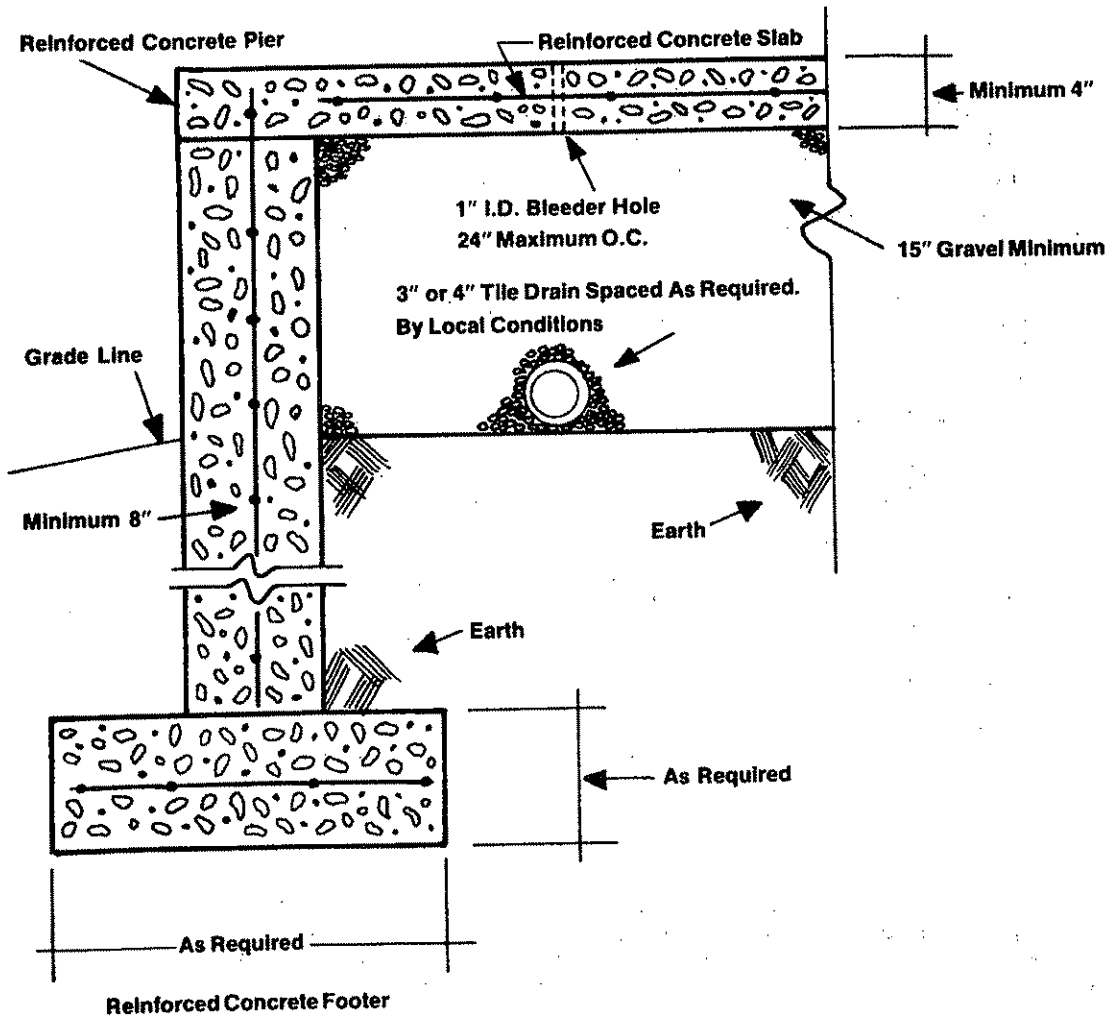
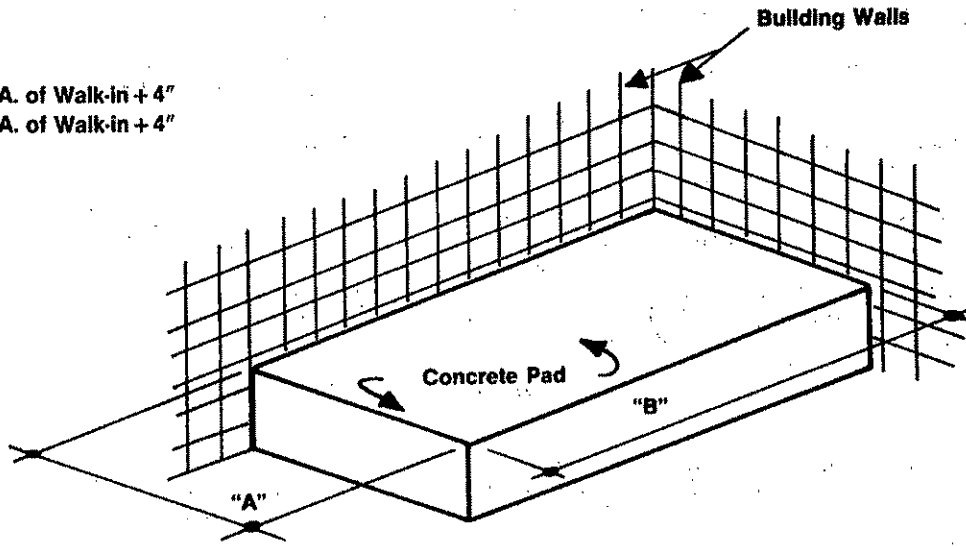
Door Detail thru Building Wall

TMP COMPANY, INC.
 P.O. BOX 289, GRAHAM STREET
 HYDE PENNSYLVANIA 16843
 TEL: (814) 785-9615
 FAX: (814) 785-5410
 TOLL FREE (800) 233-1854



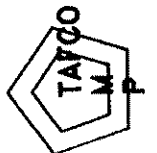
EXTERIOR CONCRETE PAD DETAIL

"A" - O.A. of Walk-in + 4"
 "B" - O.A. of Walk-in + 4"



Exterior Concrete Pad Detail

TMP COMPANY, INC.
 P.O. BOX 269, GRAHAM STREET
 HYDE, PENNSYLVANIA 16843
 TEL: (814) 765-0615
 FAX: (814) 765-5410
 TOLL FREE (800) 233-1954



NOTE: This is only a typical application. For complete construction Details To suit your requirements, write T.M.P.

TMP REFRIGERATION SYSTEMS

THIS CHART SHOWS THE VARIOUS REFRIGERATION COMPONENTS AND ACCESSORIES INCLUDED WITH THE FOUR (4) TYPES OF TMP REFRIGERATION SYSTEMS.

- TRF - (Pure Remote) Includes condensing unit with contractor or relay, hi-low pressure control mounted, evaporator coil and defrost timer (on low-temperature unit) only. All other parts must be supplied and mounted by your refrigeration contractor. Components marked (*) on the following chart are considered as minimum requirements for an efficient refrigeration system.
- TPR - (Pre-Assembled Remote) Includes all components as marked on the following chart. Tubing and wiring between unit and evaporator coil, as well as refrigeration gas must be supplied by your refrigeration contractor. Auxiliary components, such as oil separator, suction accumulators, etc., may be required due to particular on-site conditions such as exceptionally long tubing runs, turns, rises, etc. These type items are not included unless specifically so stated.
- TSC - (Self-Contained) Includes all components, per the following chart, for a total refrigeration system.
- TPQ - (Self-Contained Remote) Includes all components as marked on the following chart. 15'0" or 30'0" of insulated, precharged suction and liquid line is included. Unit is charged. Refrigeration lines and color-coded wiring must be connected by your refrigeration contractor.

	TRF	TPR	TSC	TPQ
x = Provided - Shipped Loose For Field Mounting x ¹ = Provided - Mounted To Condensing Unit Assembly x ² = Provided - Mounted To Evaporate coil Assembly () = Provided only When Specifically Ordered				
Condensing Unit	x	x ¹	x ¹	x ¹
Evaporator Coil	x	x ²	x ²	x ²
Defrost Clock (low temperature)	x	x ¹	x ¹	x ¹
Relay or Contactor	x ¹	x ¹	x ¹	x ¹
Low Pressure Control	x ¹	x ¹	x ¹	x ¹
(When Ordered For Outdoor Use)				
Head Pressure Control	(x)	(x ¹)	(x ¹)	(x ¹)
Crankcase Heater	(x)	(x ¹)	(x ¹)	(x ¹)
Outdoor Enclosure	(x ¹)	(x ¹)	(x ¹)	(x ¹)
Heat Exchanger		x ²	x ²	x ²
Expansion Valve	x	x ²	x ²	x ²
Drier	x	x ¹	x ¹	x ¹
Sight Glass	x	x ¹	x ¹	x ¹
Vibration Eliminator (when required)		x ¹	x ¹	x ¹
Pumpdown Solenoid	x	x ²	x ²	x ²
Temperature Control	x	x ²	x ²	x ²
6' Drainline w/heater (low temperature)			OPTIONAL	
6' Drainline (normal temperature)			OPTIONAL	
Mounting Rack or Base		x ¹	x ¹	x ¹
(For TSC or TPQ Only)				
Tubing & Fittings			x ¹	x ¹
15' or 30' Quick Connect Liquid Line				x
15' or 30' Quick Connect Suction Line				x ¹
Quick Couplings				x ¹ , x ²
Refrigeration Gas (R-12 or R-502)			x ¹	x ¹

NOTE: ALL REFRIGERATION SYSTEMS REQUIRE THAT ONLY QUALIFIED REFRIGERATION PERSONNEL PERFORM START-UP, ADJUSTMENT AND SERVICE WORK. ALL WIRING BETWEEN TMP JUNCTION BOXES AND BUILDING POWER SOURCES, INCLUDING FUSED DISCONNECT SWITCHES, ARE BY OTHERS.

SAMPLE REFRIGERATION CHECKLIST REMOTE REFRIGERATION SYSTEM (TRF)

REMOTE REFRIGERATION SYSTEM includes condensing unit w/contact or relay, and hi-low pressure control mounted and evaporator coil and defrost timer (on low temp unit) only. All parts are supplied for field installation.

CONDENSING UNIT H.P.	1½ H.P. BRAND SUPPLIED
CONDENSING UNIT MODEL #	MODEL SUPPLIED
SERIAL #	AS PROVIDED
VOLTAGE	AS PROVIDED
TYPE OF REFRIGERANT	R-502
BASE SIZE	SIZE PROVIDED
DRIER	MODEL PROVIDED
SIGHT GLASS	MODEL PROVIDED
VIBRATION ELIMINATOR	OPTIONAL
DEFROST TIMER	MODEL SUPPLIED

EVAPORATOR MODEL #	MODEL SUPPLIED
SERIAL #	AS PROVIDED
EXPANSION VALVE	MODEL PROVIDED
SOLENOID VALVE w/COIL	MODEL PROVIDED
TEMPERATURE CONTROL	MODEL PROVIDED
6'-0" INSUL. DRAIN LINE	OPTIONAL
DRAIN LINE HEATER	OPTIONAL
HEAT EXCHANGER	OPTIONAL

FREEZER TEMP. _____ °F

- AIR COOLED
 WATER COOLED

- OUTDOOR KIT
ENCLOSURE _____
CRANKCASE HTR. _____
HEAD PRESSURE CONTROL _____

Refrigeration Extras

For Shop Use Only

- Refrigerant _____
- Leak Test _____
- Wiring _____
- Inspected by: _____
- Date in shop _____
- Date completed _____

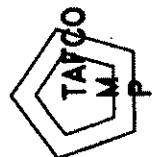
TMP order # _____

TRF _____ FREEZER

FORM #RCL21085

**Sample Refrigeration Checklist
Remote Refrigeration System (TRF)**

TMP COMPANY, INC.
 P.O. BOX 269, GRAHAM STREET
 HYDE, PENNSYLVANIA 16843
 TEL: (814) 765-9815
 FAX: (814) 765-5410
 TOLL FREE (800) 233-1854



SAMPLE REFRIGERATION CHECKLIST PRE-ASSEMBLED REMOTE SYSTEM (TPR)

PRE-ASSEMBLED REMOTE system includes all the components as indicated on the checklist below. Tubing and wiring between condensing unit and evaporator coil, as well as refrigeration gas must be supplied by you or your refrigeration contractor.

CONDENSING UNIT H.P.	3 H.P. BRAND SUPPLIED
CONDENSING UNIT MODEL #	MODEL SUPPLIED
SERIAL #	AS PROVIDED
VOLTAGE	AS PROVIDED
TYPE OF REFRIGERANT	R-502
BASE SIZE	SIZE PROVIDED
DRIER	MODEL PROVIDED
SIGHT GLASS	MODEL PROVIDED
VIBRATION ELIMINATOR	MODEL PROVIDED
DEFROST TIMER	MODEL PROVIDED

EVAPORATOR MODEL #	MODEL PROVIDED
SERIAL #	AS PROVIDED
EXPANSION VALVE	MODEL PROVIDED
SOLENOID VALVE w/COIL	MODEL PROVIDED
TEMPERATURE CONTROL	MODEL PROVIDED
6'-0" INSUL. DRAIN LINE	OPTIONAL
DRAIN LINE HEATER	MODEL PROVIDED
HEAT EXCHANGER	MODEL PROVIDED

FREEZER TEMP. _____ °F

- AIR COOLED
 WATER COOLED

- OUTDOOR KIT
ENCLOSURE _____
CRANKCASE HTR. _____
HEAD PRESSURE CONTROL _____

Refrigeration Extras

For Shop Use Only

Refrigerant _____

Leak Test _____

Wiring _____

Inspected by: _____

Date in shop _____

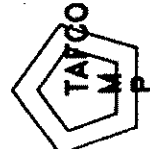
Date completed _____

TMP order # _____

TPR _____ FREEZER

Sample Refrigeration Checklist Pre-Assembled Remote System (TPR)

TMP COMPANY, INC.
P.O. BOX 269, GRAHAM STREET
HYDE, PENNSYLVANIA 16843
TEL: (814) 765-9615
FAX: (814) 765-5410
TOLL FREE (800) 233-1954



SAMPLE REFRIGERATION CHECKLIST SELF-CONTAINED SYSTEM (TSC)

SELF-CONTAINED system includes all necessary components mounted, plumbed and wired. The drainline (and drainline heater) must be connected in the field. A penetration in the ceiling panel is provided for refrigeration and electrical lines if top mounted. (If outdoor, outdoor roof must have hole cut in field by contractor and MUST BE SEALED. If side mounted is provided, certain walls are notched to accept frame. (Refer to drawing.)

CONDENSING UNIT H.P.	1 H.P. BRAND SUPPLIED
CONDENSING UNIT MODEL #	MODEL SUPPLIED
SERIAL #	AS PROVIDED
VOLTAGE	AS PROVIDED
TYPE OF REFRIGERANT	R-12
REFRIGERANT CHARGE (lbs.)	22 LBS.
BASE SIZE	SIZE PROVIDED
DRIER	MODEL PROVIDED
SIGHT GLASS	MODEL PROVIDED
VIBRATION ELIMINATOR	INTEGRAL or MODEL PROVIDED

EVAPORATOR MODEL #	MODEL PROVIDED
SERIAL #	AS PROVIDED
EXPANSION VALVE	MODEL PROVIDED
SOLENOID VALVE w/COIL	MODEL PROVIDED
TEMPERATURE CONTROL	MODEL PROVIDED
HEAT EXCHANGER	MODEL PROVIDED
QUICK COUPLINGS	ONE (1) SET REUSABLE

COOLER TEMP. _____ °F

- AIR COOLED
- WATER COOLED
- TOP MOUNT
- SIDE MOUNT
- SUPPORT LEGS

OUTDOOR KIT INCLUDES FOLLOWING:

ENCLOSURE _____

CRANKCASE HTR. _____

HEAD PRESSURE CONTROL _____

Refrigeration Extras _____

For Shop Use Only

Refrigerant _____

Leak Test _____

Wiring _____

Inspected by: _____

Date in shop _____

Date completed _____

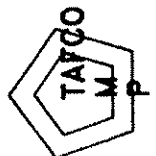
TMP order # _____

TSC _____ COOLER

FORM #RCL51085

**Sample Refrigeration Checklist
Self-Contained System (TSC)**

TMP COMPANY, INC.
 P.O. BOX 289, GRAHAM STREET
 HYDE, PENNSYLVANIA 16843
 TEL: (814) 765-9615
 FAX: (814) 765-5410
 TOLL FREE: (800) 233-1954



SAMPLE REFRIGERATION CHECKLIST PRE-ASSEMBLED w/QUICK COUPLINGS (TPQ)

PRE-CHARGED w/QUICK COUPLING system includes all components as indicated on the checklist below. 10'0" of insulated, pre-charged suction and liquid line is included. Unit is charged. Refrigeration lines and color-coded wiring must be connected by you or your refrigeration contractor.

CONDENSING UNIT H.P.	½ H.P. BRAND SUPPLIED
CONDENSING UNIT MODEL #	MODEL SUPPLIED
SERIAL #	AS PROVIDED
VOLTAGE	AS PROVIDED
TYPE OF REFRIGERANT	R-12
REFRIGERANT CHARGE (lbs.)	4 LBS.
BASE SIZE	SIZE PROVIDED
DRIER	MODEL PROVIDED
SIGHT GLASS	MODEL PROVIDED
VIBRATION ELIMINATOR	INTEGRAL or MODEL PROVIDED

EVAPORATOR MODEL #	MODEL PROVIDED
SERIAL #	AS PROVIDED
EXPANSION VALVE	MODEL PROVIDED
SOLENOID VALVE w/COIL	MODEL PROVIDED
TEMPERATURE CONTROL	MODEL PROVIDED
HEAT EXCHANGER	MODEL PROVIDED
Q.C.L. LINE	15'-0" OR 30'-0"
Q.C.S. LINE	15'-0" OR 30'-0"
QUICK COUPLINGS	ONE (1) SET

COOLER TEMP. _____ °F

- AIR COOLED
 WATER COOLED

- OUTDOOR KIT
ENCLOSURE _____
CRANKCASE HTR. _____
HEAD PRESSURE CONTROL _____

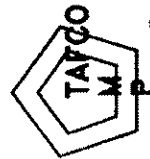
Refrigeration Extras

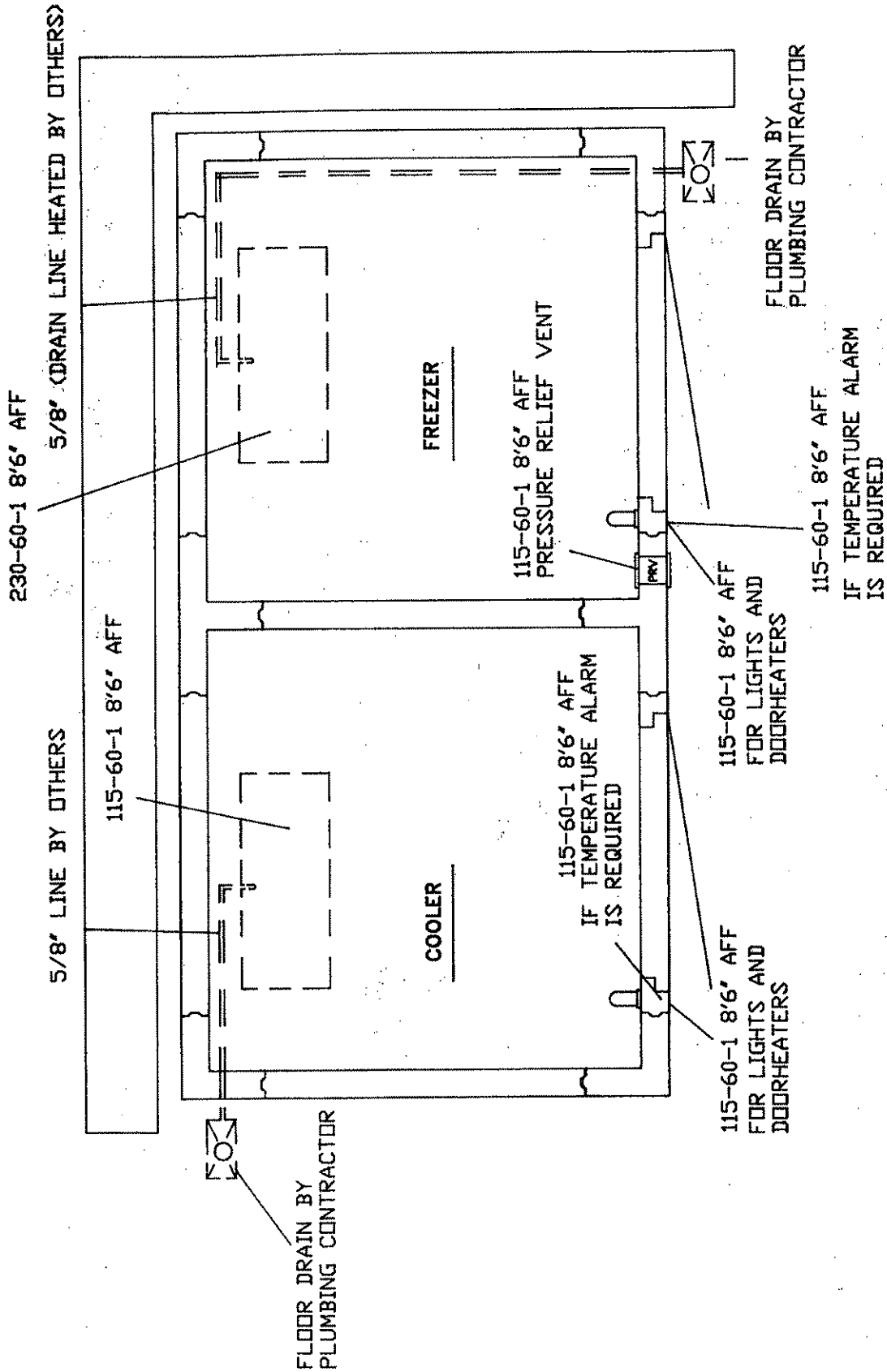
For Shop Use Only	
Refrigerant	_____
Leak Test	_____
Wiring	_____
Inspected by:	_____
Date in shop	_____
Date completed	_____
TMP order #	_____

TPQ _____ COOLER

Sample Refrigeration Checklist Pre-Charged w/Quick Couplings (TPQ)

TMP COMPANY, INC.
P.O. BOX 289, GRAHAM STREET
HYDE, PENNSYLVANIA 16843
TEL: (814) 765-9615
FAX: (814) 765-5410
TOLL FREE (800) 233-1854

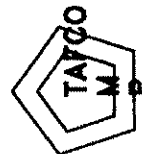
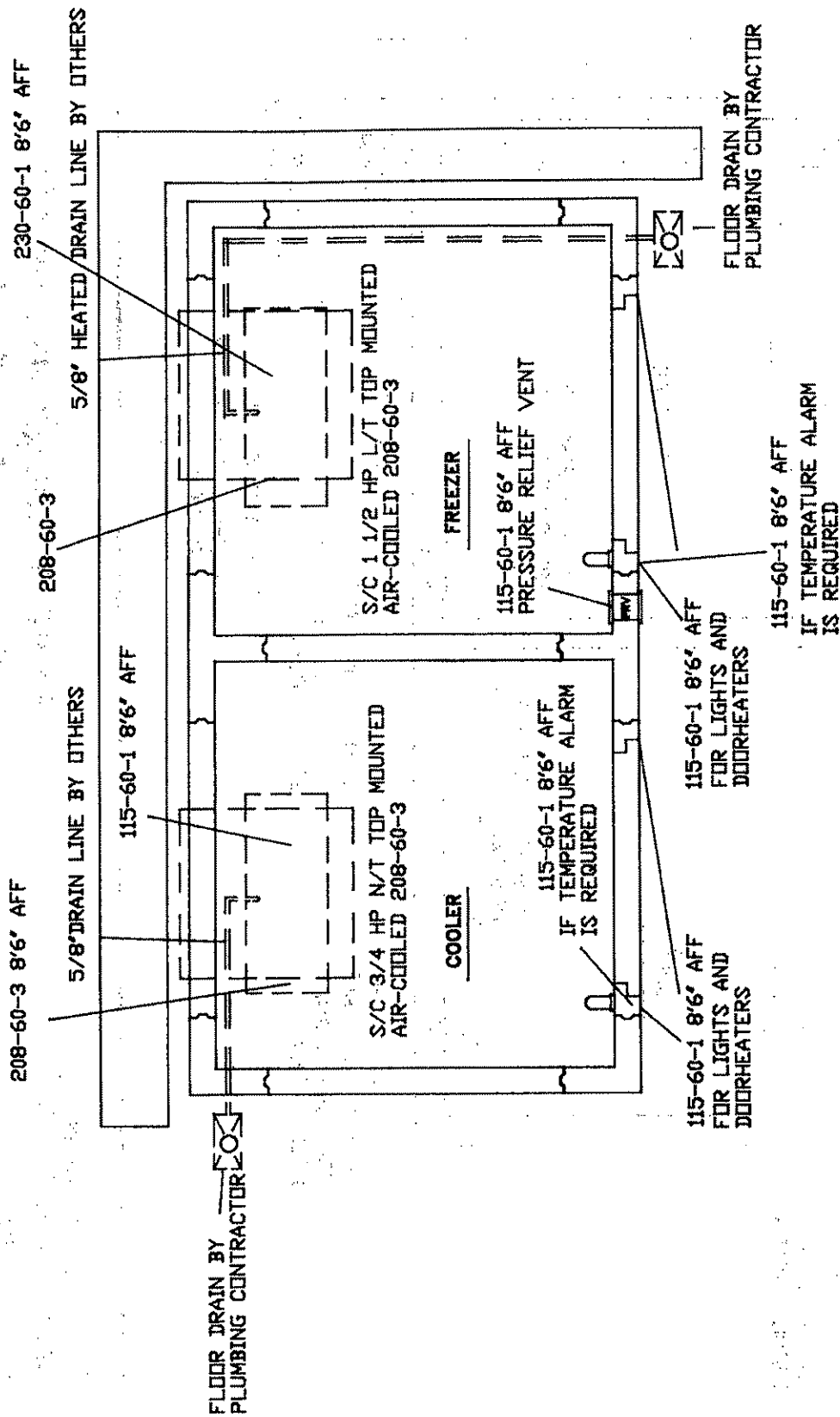




Sample Rough-In Remote Refrigeration System

TMP COMPANY, INC.
 P.O. BOX 269, GRAHAM STREET
 HYDE, PENNSYLVANIA 16843
 TEL: (814) 765-9615
 FAX: (814) 765-5410
 TOLL FREE (800) 233-1954





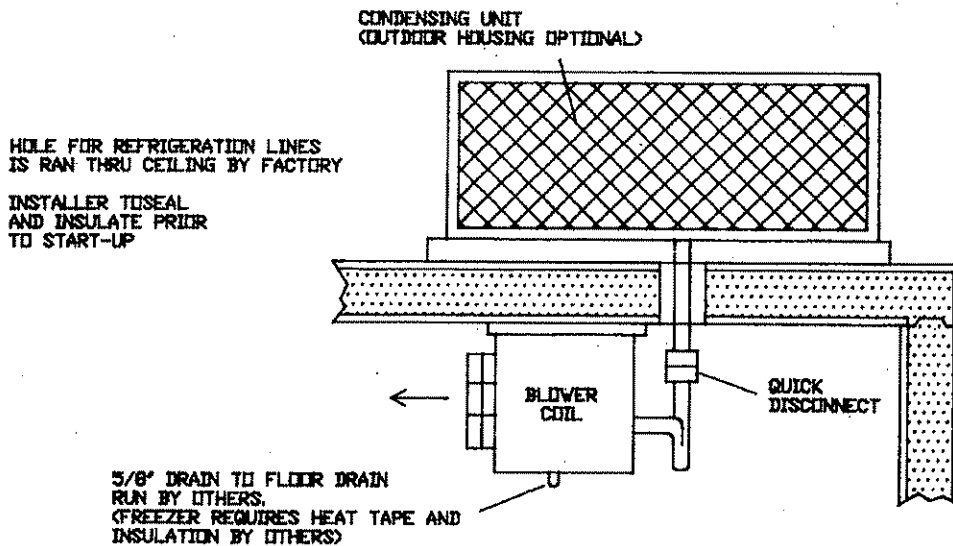
TMP COMPANY INC
 P.O. BOX 283, GRAHAM STREET
 HYDE, PENNSYLVANIA 18643
 TEL: (614) 785-9615
 FAX: (614) 785-5410
 TOLL FREE: (800) 233-1854

Sample Rough-In Self-Contained Refrigeration System

SELF-CONTAINED REFRIGERATION

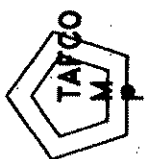
TABLE OF SIZES

AIR-COOLED UNITS					WATER-COOLED UNITS				
H.P.		HEIGHT	LENGTH	WIDTH	H.P.		HEIGHT	LENGTH	WIDTH
1/2	N/T	16" 16"	28"	38"	3/4	N/T	21" 21"	28"	38"
3/4	N/T	21 1/2"	28"	38"	1	L/T N/T	21"	28"	38"
1	L/T N/T	21 1/2"	28"	38"	1 1/2	L/T N/T	21"	28"	38"
1 1/2	L/T N/T	21 1/2"	28"	38"	2	L/T N/T	25" 25"	28"	38"
2	L/T N/T	21 1/2"	28"	38"	L/T - Low Temperature (Freezers) N/T - Normal Temperature (Coolers)				



Self-Contained Refrigeration

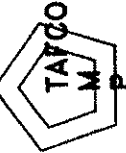
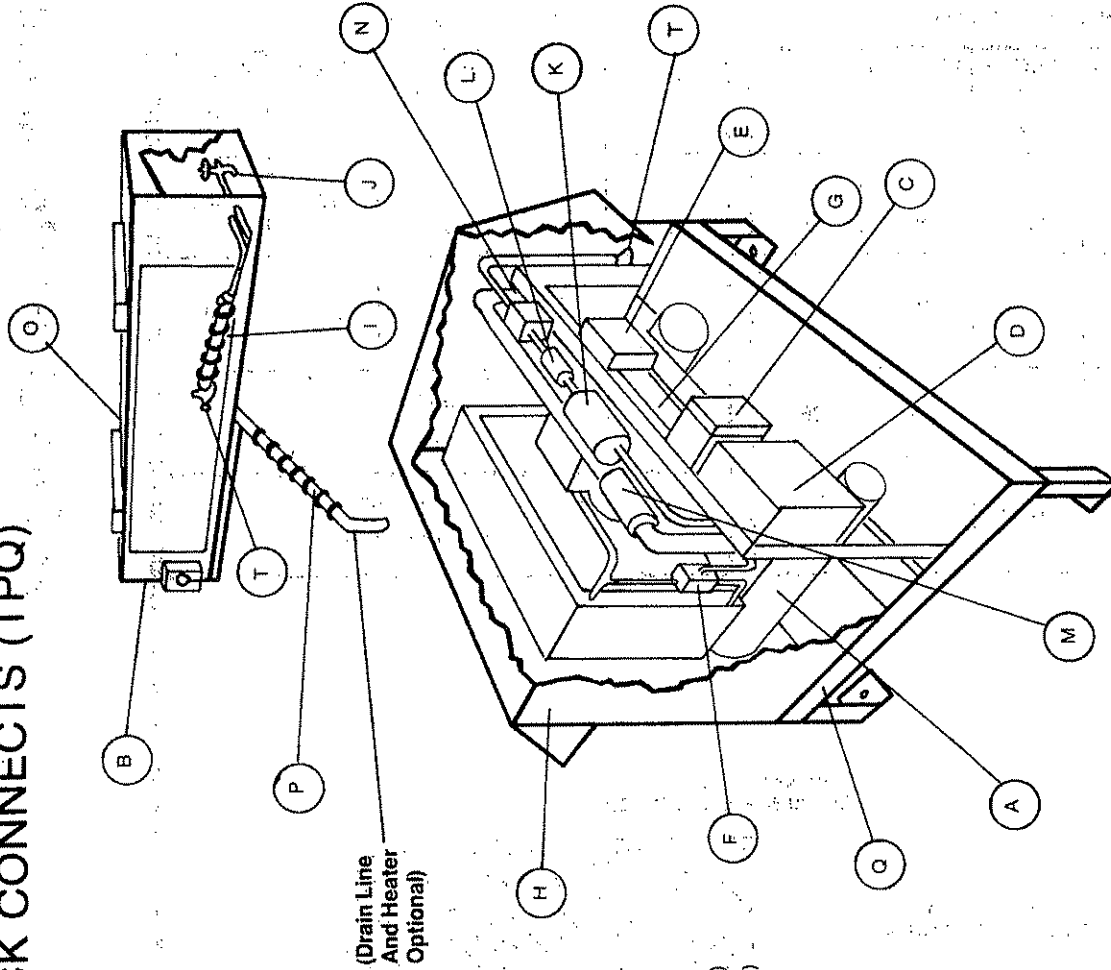
TMP COMPANY, INC.
 P.O. BOX 268 GRAHAM STREET
 HYDE, PENNSYLVANIA 16843
 TEL: (814) 785-9415
 FAX: (814) 785-8410
 TOLL FREE (800) 233-1954



PREASSEMBLED W/QUICK CONNECTS (TPQ)

A	Condensing Unit
B	Evaporator Coil
C	Defrost Clock (low temperature)
D	Relay or Contactor
E	High-Low Pressure Control
F	(When Ordered For Outdoor Use, Head Pressure Control)
G	Crankcase Heater
H	Outdoor Enclosure
I	Heat Exchanger
J	Expansion Valve
K	Drier
L	Sight Glass
M	Vibration Eliminator (When Required)
N	Pumpdown Solenoid
O	Temperature Control
P	Mounting Rack or Base
Q	(For TSC or TPQ Only) Tubing & Fittings Included
R	15' Quick Connect Liquid Line
S	15' Quick Connect Suction Line
	Quick Couplings
	Refrigeration Gas (R-12 or R-502)

(Not Shown)
(Not Shown)



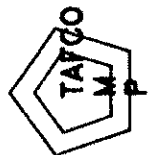
TMP COMPANY, INC.
 P.O. BOX 269, GRAHAM STREET
 HYDE, PENNSYLVANIA 16843
 TEL: (814) 765-9615
 FAX: (814) 765-3410
 TOLL FREE (800) 233-1954

Preassembled with quick Connects (TPQ)

B.T.U.H. SIZING SHEET

COOLERS (+35°F)		FREEZERS (-10°F)	
COND. UNIT	B.T.U.H.	COND. UNIT	B.T.U.H.
1/2 H.P. N/T	5,200	3/4 H.P. L/T	3,000
3/4 H.P. N/T	6,100	1 H.P. L/T	4,400
1 H.P. N/T	8,200	1 1/2 H.P. L/T	6,780
1 1/2 H.P. N/T	11,700	2 H.P. L/T	9,670
2 H.P. N/T	16,900	3 H.P. L/T	14,700
3 H.P. N/T	26,400	5 H.P. L/T	22,000
5 H.P. N/T	36,300	7 1/2 H.P. L/T	37,000

NOTE: Exact BTUH of a particular system will depend on ambient temperatures, coil to room temperature difference, actual equipment required i.e. fully or semi-hermetic, low velocity, etc. Contact TMP for further details.

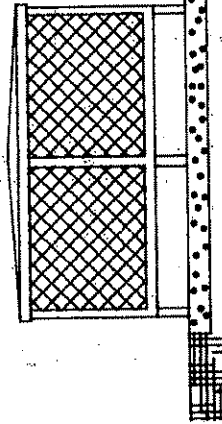




TMP COMPANY, INC.
 P.O. BOX 289, GRAHAM STREET
 HYDE, PENNSYLVANIA 16843
 TEL: (814) 765-9615
 FAX: (814) 765-5410
 TOLL FREE (800) 233-1954

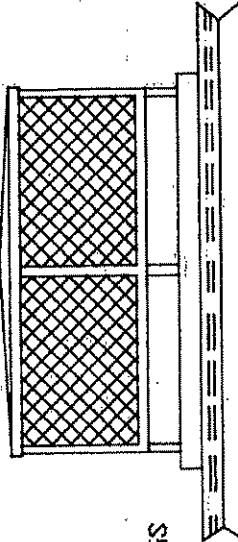
B.T.U.H. Sizing Sheet

OUTDOOR ENCLOSURE FOR REMOTE MULTIPLE REFRIGERATION UNITS

For Situations Where TMP's Standard Individual Housings Require Too Much Space For Individual Housing Access, Etc.



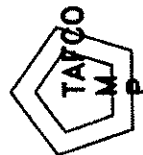
6' OPTIONAL LEGS



COMPRESSORS WITH OUTDOOR ENCLOSURE MOUNTED ON CONCRETE PAD AT GROUND LEVEL

COMPRESSORS WITH OUTDOOR ENCLOSURES MOUNTED ON ROOF OF BUILDING WITH 4 X 4'S AS SUPPORT (BY OTHERS)

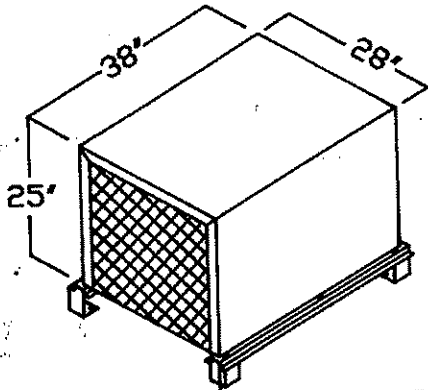
NOTE: CONTACT TMP FOR SIZING OF PAD OR CURBING.



TMP COMPANY, INC.
P.O. BOX 269, GRAHAM STREET
HYDE, PENNSYLVANIA 16843
TEL: (814) 765-9615
FAX: (814) 765-5410
TOLL FREE (800) 233-1954

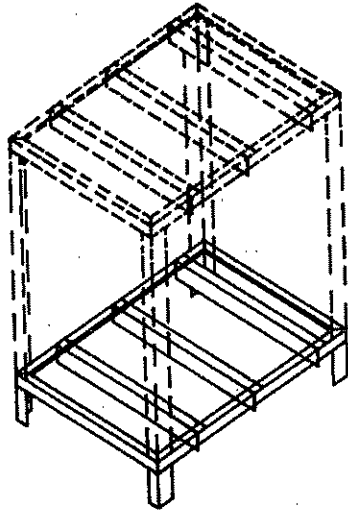
Outdoor Enclosure for Multiple Remote Refrigeration Units.

COMPRESSOR RACKS & ENCLOSURES



OUTDOOR COMPRESSOR HOUSING

ALUMINUM TWO SIDE PIECES
& ONE PIECE TOP
EXPANDED ALUMINUM METAL
PROTECTIVE FRONT AT
COMPRESSOR END.
6" GALVANIZED LEGS
AVAILABLE.

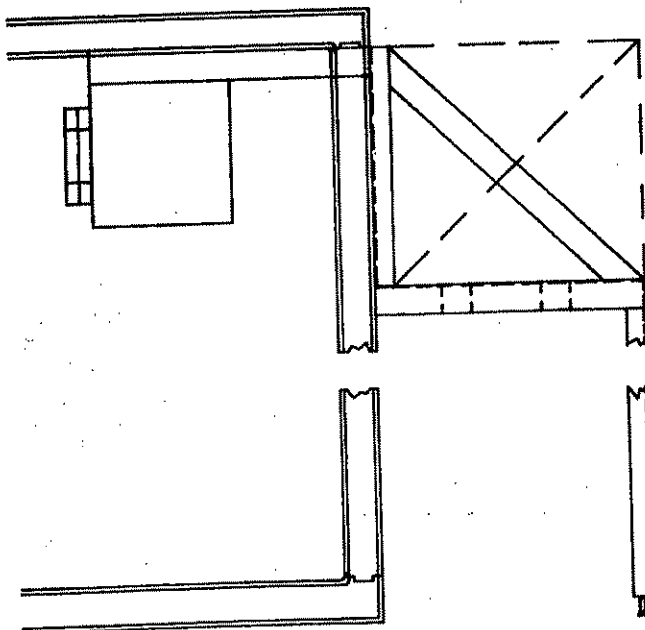


FLOOR RACK

1 1/2"x1 1/2"x 6" GALVANIZED
CHANNEL SUPPORTS WELDED
TO FRAME.

1 1/2"x 1 1/2"x 1/8"
GALVANIZED ANGLE FRAME. ALL
WELDED CONSTRUCTION. PAINTED
IF REQUIRED.

ONE, TWO, & THREE TIER UNITS
AVAILABLE.



SIDE MOUNTED RACK
(SADDLE OR WALL MOUNTED)

1 1/2"x1 1/2"x 1/8" GALVANIZED
SUPPORT ANGLES WELDED TO FRAME.

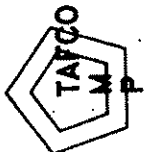
1 1/2"x1 1/2"x 1/8" GALVANIZED
ANGLE FRAME. ALL WELDED
CONSTRUCTION. PAINTED IF
REQUIRED.

1 1/2"x1 1/2"x 1/8" GALVANIZED
ANGLE SUPPORTS TO FLOOR.
(PROVIDED WITH LEVELING BOLTS
AT FLOOR.)

NOTE: RACKS & ENCLOSURES CAN
BE USED INSIDE OR OUTSIDE
PLEASE SPECIFY.

Compressor Racks & Enclosures

TMP COMPANY, INC.
P.O. BOX 269, GRAHAM STREET
HYDE, PENNSYLVANIA 16843
TEL: (814) 765-9615
FAX: (814) 765-5410
TOLL FREE (800) 233-1954



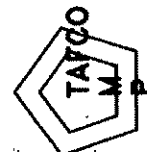
CUBIC FOOT CAPACITY CHARTS FOR STANDARD WALK-INS

7'6" High		Sq. Ft. Floor Area	WALK-INS WITH PRE-FAB FLOORS	WALK-INS WITHOUT PRE-FAB FLOORS
Width	Length		Int. Cu. Ft. Capacity	Int. Cu. Ft. Capacity
5'10"	5'10"	33.99	184	191
	7'9"	45.18	251	260
	9'8"	56.38	318	330
	11'7"	67.51	386	400
7'9"	7'9"	60.06	343	356
	9'8"	74.94	435	451
	11'7"	89.75	526	545
	13'6"	104.63	618	641
	15'5"	119.51	715	741
9'8"	9'8"	93.51	561	571
	11'7"	111.98	667	692
	13'6"	130.55	783	812
	15'5"	149.11	906	939
	17'4"	167.58	1,022	1,060
	19'3"	186.15	1,138	1,180
11'7"	11'7"	134.10	808	838
	13'6"	156.33	949	984
	15'5"	178.56	1,097	1,137
	17'4"	200.68	1,238	1,283
	19'3"	222.92	1,378	1,429

8'6" High		Sq. Ft. Floor Area	WALK-INS WITH PRE-FAB FLOORS	WALK-INS WITHOUT PRE-FAB FLOORS
Width	Length		Int. Cu. Ft. Capacity	Int. Cu. Ft. Capacity
5'10"	5'10"	33.99	211	218
	7'9"	45.18	288	297
	9'8"	56.38	365	377
	11'7"	67.51	442	456
7'9"	7'9"	60.06	393	406
	9'8"	74.94	498	514
	11'7"	89.75	604	623
	13'6"	104.63	709	732
	15'5"	119.51	820	846
9'8"	9'8"	93.51	2,646	2,093
	11'7"	111.98	765	790
	13'6"	130.55	899	928
	15'5"	149.11	1,039	1,072
	17'4"	167.58	1,172	1,210
	19'3"	186.15	1,306	1,348
11'7"	11'7"	134.10	927	957
	13'6"	156.33	1,088	1,123
	15'5"	178.56	1,258	1,298
	17'4"	200.68	1,420	1,465
	19'3"	222.92	1,581	1,632

Cubic Foot Capacity Charts For Standard Walk-Ins

TMP COMPANY, INC.
 P.O. BOX 235, GRAHAM STREET
 HYDE, PENNSYLVANIA 16843
 TEL: (814) 765-9615
 FAX: (814) 765-5410
 TOLL FREE (800) 233-1954



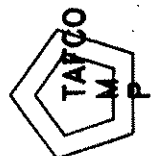
CUBIC FOOT CAPACITY CHARTS FOR STANDARD WALK-INS

9'6" High		Sq. Ft. Floor Area	WALK-INS WITH PRE-FAB FLOORS	WALK-INS WITHOUT PRE-FAB FLOORS
Width	Length		Int. Cu. Ft. Capacity	Int. Cu. Ft. Capacity
5'10"	5'10"	33.99	236	245
	7'9"	45.18	323	335
	9'8"	56.38	411	426
	11'7"	67.51	498	517
7'9"	7'9"	60.06	443	460
	9'8"	74.94	563	584
	11'7"	89.75	683	709
	13'6"	104.63	803	833
	15'5"	119.51	923	958
9'8"	9'8"	93.51	716	743
	11'7"	111.98	868	901
	13'6"	130.55	1,020	1,059
	15'5"	149.11	1,173	1,217
	17'4"	167.58	1,325	1,375
	19'3"	186.15	1,477	1,533
11'7"	11'7"	134.10	1,053	1,092
	13'6"	156.33	1,238	1,284
	15'5"	178.56	1,422	1,476
	17'4"	200.68	1,607	1,668
	19'3"	222.92	1,792	1,860

10'6" High		Sq. Ft. Floor Area	WALK-INS WITH PRE-FAB FLOORS	WALK-INS WITHOUT PRE-FAB FLOORS
Width	Length		Int. Cu. Ft. Capacity	Int. Cu. Ft. Capacity
5'10"	5'10"	33.99	263	270
	7'9"	45.18	360	369
	9'8"	56.38	457	469
	11'7"	67.51	555	569
7'9"	7'9"	60.06	493	506
	9'8"	74.94	626	642
	11'7"	89.75	760	779
	13'6"	104.63	893	916
	15'5"	119.51	1,027	1,053
9'8"	9'8"	93.51	796	815
	11'7"	111.98	966	991
	13'6"	130.55	1,135	1,164
	15'5"	149.11	1,305	1,338
	17'4"	167.58	1,475	1,513
	19'3"	186.15	1,644	1,686
11'7"	11'7"	134.10	1,172	1,202
	13'6"	156.33	1,377	1,412
	15'5"	178.56	1,583	1,623
	17'4"	200.68	1,789	1,834
	19'3"	222.92	1,994	2,045

Cubic Foot Capacity Charts For Standard Walk-Ins

TMP COMPANY, INC.
 P.O. BOX 269, GRAHAM STREET
 HYDE, PENNSYLVANIA 16843
 TEL: (814) 765-9615
 FAX: (814) 765-6410
 TOLL FREE (800) 233-1954

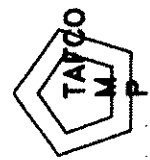


35° COOLER WALL LOSS COMPARISON CHART

FULL SIZE OF WALK-IN	TOTAL FT ²		TAFCO 4" THICK URETHANE U FACTOR .029				WOOD FRAME 3 1/2" THICK URETHANE U FACTOR .044				WOOD FRAME 3 1/2" THICK FIBERGLASS U FACTOR .092				WOOD FRAME 4" THICK POLYSTYRENE U FACTOR .076			
			TOTAL BTU/HR WALL LOSS		TOTAL YEARLY COST		TOTAL BTU/HR WALL LOSS		TOTAL YEARLY COST		TOTAL BTU/HR WALL LOSS		TOTAL YEARLY COST		TOTAL BTU/HR WALL LOSS		TOTAL YEARLY COST	
	7'6"	8'6"	7'6"	8'6"	7'6"	8'6"	7'6"	8'6"	7'6"	8'6"	7'6"	8'6"	7'6"	8'6"	7'6"	8'6"	7'6"	8'6"
6 x 6	243	268	352	386	\$ 45	\$ 49	535	585	\$ 69	\$ 75	1118	1224	\$143	\$157	923	1011	\$118	\$130
6 x 7	268	294	389	426	\$ 50	\$ 55	590	647	\$ 76	\$ 83	1233	1352	\$158	\$173	1018	1117	\$130	\$143
6 x 8	294	321	426	465	\$ 55	\$ 60	647	706	\$ 83	\$ 91	1352	1477	\$173	\$189	1118	1220	\$143	\$156
6 x 9	320	349	464	506	\$ 60	\$ 65	704	768	\$ 90	\$ 98	1472	1605	\$189	\$206	1216	1326	\$156	\$170
6 x 10	345	376	500	545	\$ 64	\$ 70	759	827	\$ 97	\$106	1587	1730	\$203	\$222	1311	1429	\$168	\$183
6 x 11	371	404	538	586	\$ 69	\$ 75	816	889	\$105	\$114	1707	1858	\$219	\$238	1410	1535	\$181	\$197
6 x 12	396	431	574	625	\$ 74	\$ 80	871	948	\$112	\$122	1822	1983	\$234	\$254	1505	1638	\$193	\$210
6 x 13	421	459	610	666	\$ 78	\$ 85	926	1010	\$119	\$129	1937	2111	\$248	\$271	1600	1744	\$205	\$224
6 x 14	448	486	649	705	\$ 83	\$ 90	986	1069	\$126	\$137	2061	2236	\$264	\$287	1702	1847	\$218	\$237
6 x 15	473	514	686	745	\$ 88	\$ 96	1041	1131	\$133	\$145	2176	2364	\$279	\$303	1797	1953	\$230	\$250
6 x 16	499	541	724	785	\$ 93	\$101	1098	1190	\$141	\$153	2295	2489	\$294	\$319	1896	2056	\$243	\$264
6 x 17	524	569	760	825	\$ 97	\$106	1153	1252	\$148	\$160	2410	2617	\$309	\$335	1991	2162	\$255	\$277
6 x 18	549	596	796	864	\$102	\$111	1208	1311	\$155	\$168	2525	2742	\$324	\$351	2086	2265	\$267	\$290
7 x 7	296	323	429	468	\$ 55	\$ 60	651	711	\$ 84	\$ 91	1362	1486	\$175	\$190	1125	1227	\$144	\$157
7 x 8	323	352	468	510	\$ 60	\$ 65	711	774	\$ 91	\$ 99	1486	1619	\$190	\$208	1227	1338	\$157	\$172
7 x 9	351	382	508	554	\$ 65	\$ 71	772	840	\$ 99	\$108	1615	1751	\$207	\$225	1339	1452	\$172	\$186
7 x 10	378	411	548	596	\$ 70	\$ 76	832	904	\$107	\$116	1739	1897	\$223	\$242	1436	1562	\$184	\$208
7 x 11	406	440	589	638	\$ 76	\$ 82	893	968	\$114	\$124	1868	2024	\$239	\$259	1543	1672	\$198	\$214
7 x 12	433	470	628	681	\$ 81	\$ 87	953	1034	\$122	\$133	1992	2162	\$255	\$277	1645	1786	\$211	\$229
7 x 13	460	499	667	724	\$ 86	\$ 93	1012	1098	\$130	\$141	2116	2295	\$271	\$294	1748	1896	\$225	\$243
7 x 14	488	528	707	766	\$138	\$ 98	1074	1162	\$138	\$149	2245	2429	\$288	\$311	1854	2006	\$238	\$257
7 x 15	515	558	747	809	\$ 96	\$103	1133	1227	\$145	\$157	2369	2566	\$304	\$329	1957	2120	\$252	\$272
7 x 16	543	587	787	851	\$101	\$109	1195	1291	\$153	\$165	2498	2700	\$320	\$346	2063	2231	\$264	\$286
7 x 17	570	616	827	893	\$106	\$114	1254	1355	\$161	\$174	2622	2834	\$336	\$363	2166	2341	\$278	\$300
7 x 18	597	646	866	937	\$111	\$120	1313	1421	\$168	\$182	2746	2972	\$352	\$381	2269	2454	\$291	\$315
7 x 19	625	675	906	979	\$116	\$126	1375	1485	\$176	\$190	2875	3105	\$369	\$398	2375	2565	\$304	\$328
7 x 20	652	704	945	1021	\$121	\$131	1434	1549	\$184	\$199	2999	3238	\$384	\$415	2478	2675	\$318	\$343
7 x 21	680	734	986	1064	\$126	\$136	1496	1615	\$192	\$207	3128	3376	\$401	\$433	2584	2789	\$324	\$356
7 x 22	707	763	1025	1106	\$131	\$142	1555	1679	\$199	\$215	3252	3510	\$417	\$450	2687	2899	\$344	\$372
8 x 8	353	384	512	557	\$ 66	\$ 71	777	845	\$100	\$108	1624	1766	\$208	\$226	1341	1459	\$172	\$187
8 x 9	382	413	554	599	\$ 71	\$ 77	840	909	\$108	\$117	1757	1900	\$225	\$244	1452	1569	\$186	\$201
8 x 10	411	442	596	641	\$ 76	\$ 82	904	972	\$116	\$125	1891	2033	\$242	\$261	1562	1680	\$200	\$215
8 x 11	440	471	638	683	\$ 82	\$ 88	968	1036	\$124	\$133	2024	2167	\$259	\$278	1672	1790	\$214	\$229
8 x 12	470	501	682	726	\$ 87	\$ 93	1034	1102	\$133	\$141	2162	2305	\$277	\$295	1786	1904	\$229	\$244
8 x 13	499	530	724	769	\$ 93	\$ 99	1098	1166	\$141	\$149	2295	2438	\$294	\$313	1896	2014	\$243	\$258
8 x 14	528	559	766	811	\$ 98	\$104	1162	1230	\$149	\$158	2429	2571	\$311	\$330	2006	2124	\$257	\$272
8 x 15	557	588	808	853	\$104	\$109	1225	1294	\$157	\$166	2562	2705	\$328	\$347	2117	2234	\$271	\$299
8 x 16	586	618	850	896	\$109	\$115	1289	1360	\$165	\$174	2696	2843	\$346	\$364	2227	2348	\$285	\$301
8 x 17	616	647	893	938	\$114	\$120	1355	1423	\$174	\$182	2834	2976	\$363	\$381	2341	2459	\$300	\$315
8 x 18	645	676	935	980	\$120	\$126	1419	1487	\$182	\$191	2967	3110	\$380	\$399	2451	2569	\$314	\$329
8 x 19	674	705	977	1022	\$125	\$131	1483	1551	\$190	\$199	3100	3243	\$397	\$416	2561	2679	\$328	\$343
8 x 20	703	734	1019	1064	\$131	\$136	1547	1614	\$198	\$207	3234	3376	\$415	\$433	2671	2789	\$342	\$358
8 x 21	733	764	1063	1108	\$136	\$142	1613	1681	\$207	\$215	3372	3514	\$432	\$450	2785	2903	\$357	\$372
8 x 22	762	793	1105	1150	\$142	\$147	1676	1745	\$215	\$224	3505	3648	\$449	\$468	2896	3013	\$371	\$386
8 x 23	791	822	1147	1192	\$147	\$152	1740	1808	\$223	\$232	3639	3781	\$466	\$485	3006	3124	\$385	\$400
8 x 24	820	851	1189	1234	\$152	\$158	1804	1872	\$231	\$240	3772	3914	\$484	\$502	3116	3234	\$399	\$415
8 x 25	850	881	1233	1277	\$158	\$164	1870	1938	\$240	\$248	3910	4053	\$501	\$520	3230	3348	\$414	\$429
8 x 26	879	910	1270	1320	\$163	\$169	1927	2002	\$247	\$257	4030	4186	\$517	\$537	3329	3458	\$427	\$443
8 x 27	908	939	1316	1362	\$169	\$175	1998	2066	\$256	\$265	4177	4319	\$535	\$554	3450	3568	\$442	\$457
8 x 28	937	968	1359	1404	\$174	\$180	2061	2130	\$264	\$273	4310	4453	\$552	\$571	3561	3678	\$456	\$471
8 x 29	966	997	1401	1446	\$180	\$185	2125	2193	\$272	\$281	4444	4586	\$568	\$588	3671	3789	\$471	\$486
8 x 30	996	1027	1444	1489	\$185	\$191	2191	2259	\$281	\$290	4581	4724	\$587	\$606	3785	3903	\$485	\$500

35° Cooler Wall Loss Comparison Chart

TMP COMPANY, INC.
 P.O. BOX 288 GRAHAM STREET
 HYDE, PENNSYLVANIA 16843
 TEL: (814) 765-9815
 FAX: (814) 765-5410
 TOLL FREE (800) 233-1954

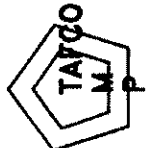


35° COOLER WALL LOSS COMPARISON CHART

FULL SIZE OF WALK-IN	TOTAL FT²		TAFCO 4" THICK URETHANE U" FACTOR .029				WOOD FRAME 3 1/2" THICK URETHANE U" FACTOR .044				WOOD FRAME 3 1/2" THICK FIBERGLASS U" FACTOR .092				WOOD FRAME 4" THICK POLYSTYRENE U" FACTOR .076			
			TOTAL BTU/HR WALL LOSS		TOTAL YEARLY COST		TOTAL BTU/HR WALL LOSS		TOTAL YEARLY COST		TOTAL BTU/HR WALL LOSS		TOTAL YEARLY COST		TOTAL BTU/HR WALL LOSS		TOTAL YEARLY COST	
	7'6"	8'6"	7'6"	8'6"	7'6"	8'6"	7'6"	8'6"	7'6"	8'6"	7'6"	8'6"	7'6"	8'6"	7'6"	8'6"	7'6"	8'6"
9 x 9	413	448	599	650	\$ 77	\$ 83	909	986	\$117	\$126	1900	2061	\$244	\$264	1569	1702	\$201	\$218
9 x 10	444	481	644	697	\$ 83	\$ 89	977	1058	\$125	\$136	2042	2213	\$262	\$284	1687	1828	\$216	\$234
9 x 11	475	514	688	745	\$ 88	\$ 96	1045	1131	\$134	\$145	2185	2364	\$280	\$303	1805	1953	\$231	\$250
9 x 12	506	547	734	793	\$ 94	\$102	1113	1203	\$143	\$154	2328	2516	\$298	\$323	1923	2079	\$246	\$267
9 x 13	537	580	779	841	\$100	\$108	1181	1276	\$151	\$164	2470	2668	\$317	\$342	2041	2204	\$262	\$283
9 x 14	568	613	824	889	\$106	\$115	1250	1349	\$160	\$173	2613	2820	\$335	\$361	2158	2329	\$277	\$299
9 x 15	599	646	869	936	\$111	\$120	1318	1421	\$169	\$182	2755	2972	\$353	\$381	2276	2455	\$292	\$315
9 x 16	630	679	914	985	\$117	\$126	1386	1494	\$178	\$192	2898	3123	\$371	\$400	2394	2580	\$307	\$331
9 x 17	661	712	958	1032	\$123	\$132	1454	1566	\$186	\$201	3041	3275	\$388	\$420	2512	2706	\$322	\$347
9 x 18	693	745	1005	1080	\$129	\$138	1525	1639	\$195	\$210	3188	3427	\$409	\$439	2633	2831	\$338	\$363
9 x 19	724	778	1050	1128	\$135	\$145	1593	1712	\$204	\$219	3330	3579	\$427	\$459	2751	2956	\$353	\$379
9 x 20	755	811	1095	1176	\$140	\$151	1661	1784	\$213	\$229	3473	3731	\$445	\$478	2869	3082	\$368	\$395
9 x 21	786	844	1140	1224	\$146	\$157	1729	1857	\$222	\$238	3616	3882	\$464	\$498	2987	3207	\$383	\$411
9 x 22	817	877	1185	1272	\$152	\$163	1797	1927	\$230	\$247	3758	4034	\$482	\$517	3105	3333	\$398	\$427
10 x 10	477	516	691	748	\$ 89	\$ 96	1049	1135	\$135	\$145	2194	2374	\$281	\$304	1813	1961	\$232	\$251
10 x 11	510	550	740	798	\$ 95	\$102	1122	1210	\$144	\$155	2346	2530	\$301	\$324	1938	2090	\$248	\$268
10 x 12	543	585	787	848	\$101	\$109	1195	1287	\$153	\$165	2498	2691	\$320	\$345	2063	2223	\$264	\$285
10 x 13	576	620	835	899	\$107	\$115	1267	1364	\$162	\$175	2650	2852	\$340	\$366	2189	2356	\$281	\$302
10 x 14	609	655	883	949	\$113	\$122	1340	1441	\$172	\$185	2801	3013	\$359	\$386	2314	2489	\$297	\$319
10 x 15	641	690	929	1001	\$119	\$128	1410	1518	\$181	\$195	2949	3174	\$378	\$407	2436	2622	\$312	\$336
10 x 16	674	725	977	1051	\$125	\$135	1483	1595	\$190	\$204	3100	3335	\$397	\$427	2561	2755	\$328	\$353
10 x 17	707	759	1025	1101	\$131	\$141	1555	1670	\$199	\$214	3252	3491	\$417	\$447	2687	2884	\$344	\$370
10 x 18	740	794	1073	1151	\$138	\$148	1628	1747	\$209	\$224	3404	3652	\$436	\$468	2812	3017	\$360	\$387
10 x 19	773	829	1120	1202	\$144	\$154	1701	1824	\$218	\$234	3559	3813	\$456	\$489	2937	3150	\$376	\$404
10 x 20	806	864	1169	1253	\$150	\$161	1773	1901	\$227	\$244	3708	3974	\$475	\$509	3063	3283	\$393	\$421
10 x 21	839	899	1217	1304	\$155	\$167	1846	1978	\$237	\$254	3859	4135	\$495	\$530	3188	3416	\$409	\$438
10 x 22	872	933	1298	1363	\$161	\$173	1969	2053	\$246	\$263	4117	4292	\$514	\$550	3401	3545	\$425	\$454
10 x 23	905	968	1312	1404	\$168	\$180	1991	2130	\$255	\$273	4163	4453	\$534	\$571	3439	3678	\$441	\$471
10 x 24	938	1003	1360	1454	\$174	\$186	2064	2207	\$265	\$283	4315	4614	\$553	\$591	3564	3811	\$457	\$489
10 x 25	970	1038	1407	1505	\$180	\$193	2134	2284	\$274	\$293	4462	4775	\$572	\$612	3686	3944	\$472	\$506
10 x 26	1003	1073	1454	1556	\$186	\$199	2207	2361	\$283	\$302	4614	4936	\$591	\$633	3811	4077	\$489	\$523
10 x 27	1036	1107	1502	1605	\$193	\$206	2279	2435	\$292	\$312	4766	5092	\$611	\$653	3937	4207	\$505	\$539
10 x 28	1069	1142	1550	1656	\$199	\$212	2352	2512	\$301	\$322	4917	5253	\$630	\$673	4062	4340	\$521	\$556
10 x 29	1102	1177	1598	1707	\$205	\$219	2424	2589	\$311	\$332	5069	5414	\$650	\$694	4186	4473	\$537	\$573
10 x 30	1135	1212	1645	1757	\$211	\$225	2497	2666	\$320	\$342	5221	5575	\$669	\$715	4313	4606	\$553	\$590
11 x 11	545	587	790	851	\$101	\$109	1199	1291	\$154	\$166	2507	2700	\$321	\$346	2071	2231	\$265	\$286
11 x 12	579	624	840	905	\$108	\$116	1274	1373	\$163	\$175	2663	2870	\$341	\$368	2200	2371	\$282	\$304
11 x 13	614	660	890	957	\$114	\$123	1351	1452	\$173	\$186	2824	3036	\$362	\$389	2333	2508	\$299	\$321
11 x 14	649	697	941	1011	\$121	\$130	1428	1533	\$183	\$197	2985	3206	\$383	\$411	2466	2649	\$316	\$340
11 x 15	684	734	992	1064	\$127	\$136	1505	1615	\$193	\$207	3146	3376	\$403	\$433	2599	2789	\$333	\$358
11 x 16	718	770	1041	1117	\$133	\$143	1580	1694	\$203	\$217	3303	3542	\$423	\$454	2728	2926	\$350	\$375
11 x 17	753	807	1092	1170	\$140	\$150	1657	1775	\$212	\$228	3464	3712	\$444	\$476	2861	3067	\$367	\$393
11 x 18	788	844	1143	1224	\$147	\$157	1734	1857	\$222	\$238	3625	3882	\$465	\$498	2994	3207	\$384	\$411
11 x 19	822	880	1192	1276	\$153	\$164	1808	1936	\$232	\$248	3781	4048	\$485	\$519	3124	3344	\$400	\$429
11 x 20	857	917	1243	1330	\$159	\$170	1885	2017	\$242	\$259	3942	4218	\$505	\$541	3257	3485	\$418	\$447
11 x 21	892	954	1293	1383	\$166	\$177	1962	2099	\$252	\$269	4103	4388	\$526	\$562	3390	3625	\$435	\$465
11 x 22	927	990	1344	1436	\$172	\$184	2039	2178	\$261	\$279	4264	4554	\$547	\$584	3523	3762	\$452	\$482
11 x 23	961	1027	1393	1489	\$179	\$191	2114	2259	\$271	\$290	4421	4724	\$567	\$606	3652	3902	\$468	\$500
11 x 24	996	1064	1444	1543	\$185	\$198	2191	2341	\$281	\$300	4582	4894	\$587	\$627	3785	4043	\$485	\$518

35° Cooler Wall Loss Comparison Chart

TMP COMPANY, INC.
 P.O. BOX 289, GRAHAM STREET
 HYDE, PENNSYLVANIA 16843
 TEL: (814) 765-9615
 FAX: (814) 765-5410
 TOLL FREE (800) 233-1954

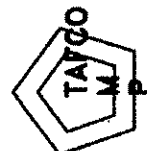


35° COOLER WALL LOSS COMPARISON CHART

FULL SIZE OF WALK-IN	TOTAL FT ²		TAFCO 4" THICK URETHANE U" FACTOR .029				WOOD FRAME 3 1/2" THICK URETHANE U" FACTOR .044				WOOD FRAME 3 1/2" THICK FIBERGLASS U" FACTOR .092				WOOD FRAME 4" THICK POLYSTYRENE U" FACTOR .076			
			TOTAL BTU/HR WALL LOSS		TOTAL YEARLY COST		TOTAL BTU/HR WALL LOSS		TOTAL YEARLY COST		TOTAL BTU/HR WALL LOSS		TOTAL YEARLY COST		TOTAL BTU/HR WALL LOSS		TOTAL YEARLY COST	
	7'6"	8'6"	7'6"	8'6"	7'6"	8'6"	7'6"	8'6"	7'6"	8'6"	7'6"	8'6"	7'6"	8'6"	7'6"	8'6"	7'6"	8'6"
12 x 12	616	662	893	960	\$114	\$123	1355	1456	\$174	\$187	2834	3045	\$363	\$390	2341	2516	\$300	\$323
12 x 13	652	701	945	1016	\$121	\$130	1434	1542	\$184	\$198	2999	3225	\$384	\$413	2478	2664	\$317	\$341
12 x 14	689	739	999	1072	\$128	\$137	1516	1626	\$194	\$208	3169	3399	\$406	\$436	2618	2808	\$336	\$360
12 x 15	726	778	1052	1128	\$135	\$145	1597	1711	\$205	\$219	3340	3579	\$428	\$459	2759	2956	\$354	\$379
12 x 16	762	816	1105	1183	\$142	\$152	1676	1795	\$215	\$230	3505	3753	\$449	\$481	2896	3100	\$371	\$397
12 x 17	799	855	1159	1240	\$149	\$159	1758	1881	\$225	\$241	3676	3933	\$471	\$504	3036	3249	\$389	\$416
12 x 18	835	893	1211	1295	\$155	\$166	1837	1965	\$235	\$252	3841	4108	\$492	\$527	3173	3393	\$407	\$435
12 x 19	872	932	1264	1351	\$162	\$173	1918	2050	\$246	\$263	4011	4287	\$514	\$550	3314	3541	\$425	\$454
12 x 20	908	970	1317	1407	\$168	\$180	1998	2134	\$256	\$274	4177	4462	\$535	\$572	3450	3686	\$442	\$472
12 x 21	945	1009	1370	1463	\$176	\$188	2079	2220	\$266	\$285	4347	4641	\$557	\$595	3591	3834	\$460	\$491
12 x 22	982	1047	1424	1518	\$183	\$195	2160	2302	\$277	\$295	4517	4816	\$579	\$617	3732	3978	\$478	\$510
12 x 23	1018	1086	1476	1575	\$189	\$202	2240	2389	\$287	\$306	4683	4996	\$600	\$640	3868	4127	\$496	\$529
12 x 24	1055	1124	1530	1630	\$196	\$209	2321	2473	\$298	\$317	4853	5170	\$622	\$663	4009	4271	\$513	\$547
12 x 25	1091	1163	1582	1686	\$203	\$216	2400	2559	\$308	\$328	5019	5350	\$643	\$686	4146	4419	\$531	\$566
12 x 26	1128	1201	1636	1741	\$210	\$223	2482	2642	\$318	\$339	5189	5525	\$665	\$708	4286	4564	\$549	\$585
12 x 27	1165	1239	1689	1797	\$217	\$230	2563	2726	\$329	\$349	5359	5699	\$687	\$731	4427	4708	\$567	\$603
12 x 28	1201	1278	1741	1853	\$223	\$238	2642	2812	\$339	\$360	5525	5879	\$708	\$754	4564	4856	\$585	\$622
12 x 29	1238	1317	1795	1910	\$230	\$245	2724	2897	\$349	\$371	5695	6058	\$730	\$777	4704	5005	\$602	\$642
12 x 30	1274	1355	1847	1965	\$237	\$252	2803	2981	\$360	\$382	5860	6233	\$751	\$799	4841	5149	\$621	\$660

35° Cooler Wall Loss Comparison Chart

TMP COMPANY, INC.
 P.O. BOX 269, GRAHAM STREET
 HYDE, PENNSYLVANIA 16843
 TEL: (814) 765-9615
 FAX: (814) 765-5410
 TOLL FREE (800) 233-1954

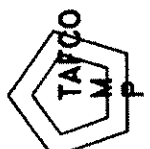


-10° FREEZER WALL LOSS COMPARISON CHART

FULL SIZE OF WALK-IN	TAFCO 4" THICK URETHANE "U" FACTOR .029								WOOD FRAME 5 1/2" THICK FIBERGLASS "U" FACTOR .059				WOOD FRAME 7" THICK FIBERGLASS "U" FACTOR .046				WOOD FRAME 6" THICK POLYSTYRENE "U" FACTOR .047			
	TOTAL FT²		TOTAL BTU/HR WALL LOSS		TOTAL YEARLY COST		TOTAL BTU/HR WALL LOSS		TOTAL YEARLY COST		TOTAL BTU/HR WALL LOSS		TOTAL YEARLY COST		TOTAL BTU/HR WALL LOSS		TOTAL YEARLY COST			
	7'6"	8'6"	7'6"	8'6"	7'6"	8'6"	7'6"	8'6"	7'6"	8'6"	7'6"	8'6"	7'6"	8'6"	7'6"	8'6"	7'6"	8'6"		
6 x 6	243	266	669	733	\$ 86	\$ 94	1362	1490	\$175	\$191	1062	1162	\$136	\$149	1085	1188	\$139	\$152		
6 x 7	268	294	738	810	\$ 95	\$104	1502	1648	\$193	\$211	1171	1285	\$150	\$165	1197	1313	\$153	\$168		
6 x 8	294	321	810	884	\$104	\$113	1648	1799	\$211	\$231	1285	1403	\$165	\$180	1313	1433	\$168	\$184		
6 x 9	320	349	882	962	\$113	\$123	1794	1956	\$230	\$251	1398	1525	\$179	\$195	1429	1558	\$183	\$200		
6 x 10	345	376	950	1036	\$122	\$133	1934	2107	\$248	\$270	1508	1643	\$193	\$211	1540	1679	\$197	\$215		
6 x 11	371	404	1022	1113	\$131	\$143	2079	2264	\$267	\$290	1621	1765	\$208	\$226	1657	1804	\$212	\$231		
6 x 12	396	431	1091	1187	\$140	\$152	2220	2416	\$285	\$310	1731	1883	\$222	\$241	1768	1924	\$227	\$247		
6 x 13	421	459	1160	1265	\$149	\$162	2360	2573	\$303	\$330	1840	2006	\$236	\$257	1880	2049	\$241	\$263		
6 x 14	448	486	1234	1339	\$158	\$171	2511	2724	\$322	\$349	1958	2124	\$251	\$272	2000	2170	\$256	\$278		
6 x 15	473	514	1303	1416	\$167	\$182	2651	2881	\$340	\$369	2067	2246	\$265	\$288	2112	2295	\$271	\$294		
6 x 16	499	541	1375	1490	\$176	\$191	2797	3032	\$359	\$389	2181	2364	\$280	\$303	2228	2416	\$286	\$310		
6 x 17	524	569	1444	1568	\$185	\$201	2937	3190	\$376	\$409	2290	2487	\$294	\$319	2340	2541	\$300	\$326		
6 x 18	549	596	1512	1642	\$194	\$210	3077	3341	\$394	\$428	2399	2605	\$308	\$334	2451	2661	\$314	\$350		
7 x 7	296	323	815	890	\$104	\$114	1659	1810	\$213	\$232	1294	1412	\$166	\$181	1322	1442	\$169	\$185		
7 x 8	323	352	890	970	\$114	\$124	1810	1973	\$232	\$252	1412	1538	\$181	\$197	1442	1572	\$185	\$202		
7 x 9	351	382	967	1052	\$124	\$135	1967	2141	\$252	\$274	1534	1669	\$197	\$214	1567	1706	\$201	\$219		
7 x 10	378	411	1041	1132	\$133	\$145	2119	2304	\$272	\$295	1652	1796	\$212	\$230	1688	1835	\$216	\$235		
7 x 11	406	440	1119	1212	\$143	\$155	2276	2466	\$292	\$316	1774	1923	\$227	\$247	1813	1965	\$232	\$252		
7 x 12	433	470	1193	1295	\$153	\$166	2427	2634	\$311	\$338	1892	2054	\$243	\$263	1933	2099	\$248	\$269		
7 x 13	460	499	1267	1375	\$162	\$176	2578	2797	\$330	\$359	2010	2181	\$258	\$280	2054	2228	\$263	\$286		
7 x 14	488	528	1344	1455	\$172	\$187	2735	2959	\$351	\$379	2133	2307	\$273	\$296	2179	2358	\$279	\$302		
7 x 15	515	558	1419	1537	\$182	\$197	2887	3128	\$370	\$401	2251	2436	\$289	\$313	2299	2491	\$295	\$319		
7 x 16	543	587	1496	1617	\$192	\$207	3044	3290	\$390	\$422	2373	2565	\$304	\$329	2424	2621	\$311	\$336		
7 x 17	570	616	1570	1697	\$201	\$218	3195	3453	\$410	\$443	2491	2692	\$319	\$345	2545	2750	\$326	\$353		
7 x 18	597	646	1645	1780	\$211	\$228	3346	3621	\$429	\$464	2609	2823	\$334	\$362	2666	2884	\$342	\$370		
7 x 19	625	675	1722	1860	\$221	\$238	3503	3783	\$449	\$485	2731	2950	\$350	\$378	2791	3014	\$357	\$386		
7 x 20	652	704	1796	1940	\$230	\$249	3654	3946	\$468	\$506	2849	3076	\$365	\$394	2911	3143	\$373	\$403		
7 x 21	680	734	1873	2022	\$240	\$259	3811	4114	\$489	\$527	2972	3208	\$381	\$411	3036	3277	\$389	\$420		
7 x 22	707	763	1948	2101	\$250	\$269	3963	4277	\$508	\$548	3090	3334	\$396	\$427	3157	3407	\$405	\$437		
8 x 8	353	384	973	1058	\$125	\$136	1979	2152	\$254	\$276	1543	1678	\$198	\$215	1576	1715	\$202	\$220		
8 x 9	382	413	1052	1138	\$135	\$146	2141	2315	\$274	\$297	1669	1805	\$214	\$231	1706	1844	\$219	\$236		
8 x 10	411	442	1132	1218	\$145	\$156	2304	2477	\$295	\$318	1796	1932	\$230	\$247	1835	1974	\$235	\$253		
8 x 11	440	471	1212	1298	\$155	\$166	2466	2640	\$316	\$338	1923	2058	\$247	\$264	1965	2103	\$251	\$270		
8 x 12	470	501	1295	1380	\$166	\$177	2634	2808	\$338	\$360	2054	2189	\$263	\$281	2099	2237	\$269	\$286		
8 x 13	499	530	1375	1460	\$176	\$187	2796	2971	\$358	\$381	2181	2316	\$280	\$297	2228	2366	\$286	\$303		
8 x 14	528	559	1455	1540	\$187	\$197	2959	3133	\$379	\$402	2307	2443	\$296	\$313	2358	2496	\$302	\$320		
8 x 15	557	588	1535	1620	\$197	\$208	3120	3296	\$400	\$422	2434	2570	\$312	\$329	2487	2625	\$319	\$336		
8 x 16	586	618	1614	1703	\$207	\$218	3285	3464	\$421	\$444	2561	2701	\$328	\$346	2617	2759	\$335	\$354		
8 x 17	616	647	1697	1782	\$218	\$228	3453	3626	\$443	\$465	2692	2827	\$345	\$362	2750	2889	\$353	\$370		
8 x 18	645	676	1777	1862	\$228	\$239	3615	3789	\$463	\$486	2819	2954	\$361	\$379	2880	3018	\$369	\$387		
8 x 19	674	705	1857	1942	\$238	\$249	3778	3952	\$484	\$506	2945	3081	\$378	\$395	3009	3148	\$386	\$404		
8 x 20	703	734	1937	2022	\$248	\$259	3940	4114	\$505	\$527	3072	3208	\$394	\$411	3139	3277	\$402	\$419		
8 x 21	733	764	2019	2105	\$258	\$270	4108	4282	\$527	\$549	3203	3339	\$411	\$429	3273	3411	\$420	\$437		
8 x 22	762	793	2099	2185	\$269	\$280	4271	4445	\$547	\$570	3330	3465	\$427	\$444	3402	3541	\$436	\$454		
8 x 23	791	822	2179	2265	\$279	\$290	4434	4607	\$568	\$591	3457	3592	\$443	\$460	3532	3670	\$453	\$470		
8 x 24	820	851	2259	2345	\$290	\$301	4596	4770	\$589	\$611	3583	3719	\$459	\$477	3661	3800	\$469	\$487		
8 x 25	850	881	2342	2427	\$300	\$311	4764	4938	\$611	\$633	3715	3850	\$476	\$494	3795	3934	\$486	\$504		
8 x 26	879	910	2422	2507	\$310	\$321	4927	5101	\$631	\$654	3841	3977	\$492	\$510	3925	4063	\$503	\$521		
8 x 27	908	939	2502	2587	\$321	\$332	5089	5263	\$652	\$675	3968	4103	\$509	\$526	4054	4193	\$520	\$537		
8 x 28	937	968	2581	2667	\$331	\$342	5252	5426	\$673	\$696	4095	4230	\$525	\$542	4184	4322	\$536	\$554		
8 x 29	966	997	2661	2747	\$341	\$352	5414	5588	\$694	\$716	4221	4357	\$541	\$559	4313	4452	\$553	\$571		
8 x 30	996	1027	2744	2829	\$352	\$363	5583	5756	\$716	\$738	4353	4488	\$558	\$575	4447	4586	\$570	\$588		

**-10° Freezer Wall Loss
Comparison Chart**

TMP COMPANY, INC.
 P.O. BOX 268, GRAHAM STREET
 HYDE, PENNSYLVANIA 16843
 TEL: (814) 765-9615
 FAX: (814) 765-5410
 TOLL FREE (800) 233-1954

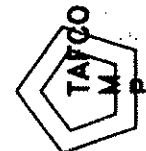


-10° FREEZER WALL LOSS COMPARISON CHART

FULL SIZE OF WALK-IN	TOTAL FT ²		TAFCO 4" THICK URETHANE "U" FACTOR .029				WOOD FRAME 5 1/2" THICK FIBERGLASS "U" FACTOR .059				WOOD FRAME 7" THICK FIBERGLASS "U" FACTOR .046				WOOD FRAME 6" THICK POLYSTYRENE "U" FACTOR .047			
			TOTAL BTU/HR WALL LOSS		TOTAL YEARLY COST		TOTAL BTU/HR WALL LOSS		TOTAL YEARLY COST		TOTAL BTU/HR WALL LOSS		TOTAL YEARLY COST		TOTAL BTU/HR WALL LOSS		TOTAL YEARLY COST	
			7'6"	8'6"	7'6"	8'6"	7'6"	8'6"	7'6"	8'6"	7'6"	8'6"	7'6"	8'6"	7'6"	8'6"	7'6"	8'6"
9 x 9	413	448	1138	1234	\$146	\$158	2315	2511	\$297	\$322	1805	1958	\$231	\$251	1844	2000	\$236	\$256
9 x 10	444	481	1223	1325	\$157	\$170	2489	2696	\$319	\$346	1940	2102	\$249	\$269	1982	2148	\$254	\$275
9 x 11	475	514	1309	1416	\$168	\$181	2662	2881	\$341	\$369	2076	2246	\$266	\$287	2121	2296	\$272	\$294
9 x 12	506	547	1394	1507	\$179	\$193	2836	3066	\$364	\$393	2211	2390	\$286	\$306	2259	2442	\$290	\$313
9 x 13	537	580	1479	1598	\$190	\$205	3010	3251	\$386	\$417	2347	2535	\$301	\$325	2398	2590	\$307	\$332
9 x 14	568	613	1565	1689	\$201	\$217	3184	3436	\$408	\$440	2482	2679	\$318	\$343	2536	2737	\$325	\$351
9 x 15	599	646	1650	1780	\$212	\$228	3357	3621	\$430	\$464	2618	2823	\$336	\$362	2675	2884	\$343	\$370
9 x 16	630	679	1736	1871	\$223	\$239	3531	3806	\$453	\$488	2753	2967	\$353	\$380	2813	3032	\$360	\$389
9 x 17	661	712	1821	1962	\$233	\$252	3705	3991	\$475	\$512	2889	3111	\$370	\$399	2951	3179	\$378	\$408
9 x 18	693	745	1909	2052	\$245	\$263	3884	4176	\$498	\$535	3028	3256	\$388	\$417	3094	3326	\$397	\$426
9 x 19	724	778	1995	2143	\$256	\$275	4058	4361	\$520	\$559	3164	3400	\$406	\$436	3233	3474	\$414	\$446
9 x 20	755	811	2080	2234	\$267	\$286	4232	4546	\$542	\$583	3299	3544	\$423	\$454	3371	3621	\$432	\$464
9 x 21	786	844	2165	2325	\$278	\$298	4406	4731	\$565	\$606	3435	3688	\$440	\$473	3510	3768	\$450	\$483
9 x 22	817	877	2251	2416	\$289	\$310	4579	4916	\$587	\$630	3570	3833	\$458	\$491	3648	3916	\$467	\$502
10 x 10	477	516	1314	1422	\$168	\$182	2674	2892	\$343	\$371	2085	2255	\$267	\$289	2130	2304	\$273	\$295
10 x 11	510	550	1405	1515	\$180	\$194	2859	3082	\$366	\$395	2229	2403	\$286	\$308	2277	2456	\$292	\$315
10 x 12	543	585	1496	1612	\$192	\$207	3044	3279	\$390	\$420	2373	2556	\$304	\$328	2425	2612	\$311	\$335
10 x 13	576	620	1587	1708	\$203	\$219	3228	3475	\$414	\$445	2517	2709	\$323	\$347	2571	2768	\$330	\$355
10 x 14	609	655	1678	1805	\$215	\$231	3413	3671	\$437	\$471	2661	2862	\$341	\$367	2719	2925	\$349	\$375
10 x 15	641	690	1766	1901	\$226	\$244	3593	3867	\$461	\$496	2801	3015	\$359	\$386	2862	3081	\$367	\$395
10 x 16	674	725	1857	1997	\$238	\$253	3778	4063	\$484	\$521	2945	3168	\$378	\$406	3009	3237	\$386	\$415
10 x 17	707	759	1948	2091	\$250	\$268	3963	4254	\$508	\$545	3090	3317	\$396	\$425	3157	3389	\$405	\$435
10 x 18	740	794	2039	2187	\$261	\$280	4148	4450	\$532	\$570	3234	3470	\$415	\$445	3304	3545	\$424	\$454
10 x 19	773	829	2130	2284	\$273	\$293	4333	4647	\$555	\$596	3378	3623	\$433	\$464	3451	3701	\$442	\$474
10 x 20	806	864	2220	2380	\$285	\$305	4517	4843	\$579	\$621	3522	3776	\$451	\$484	3599	3858	\$461	\$495
10 x 21	839	899	2311	2477	\$296	\$318	4702	5039	\$603	\$646	3666	3928	\$470	\$504	3746	4014	\$480	\$515
10 x 22	872	933	2402	2570	\$308	\$329	4888	5229	\$627	\$670	3811	4077	\$489	\$523	3894	4166	\$500	\$534
10 x 23	905	968	2493	2667	\$320	\$342	5072	5426	\$650	\$696	3955	4230	\$508	\$542	4041	4322	\$517	\$554
10 x 24	938	1003	2584	2763	\$331	\$354	5257	5622	\$674	\$721	4099	4383	\$525	\$562	4188	4478	\$536	\$574
10 x 25	970	1038	2672	2860	\$343	\$367	5437	5818	\$697	\$746	4239	4536	\$543	\$594	4331	4634	\$555	\$594
10 x 26	1003	1073	2763	2956	\$354	\$379	5622	6014	\$721	\$771	4383	4689	\$562	\$601	4478	4791	\$574	\$614
10 x 27	1036	1107	2854	3050	\$366	\$391	5807	6204	\$744	\$795	4527	4838	\$580	\$621	4626	4943	\$593	\$634
10 x 28	1069	1142	2945	3146	\$378	\$403	5992	6401	\$768	\$821	4672	4991	\$599	\$640	4773	5099	\$612	\$654
10 x 29	1102	1177	3036	3242	\$389	\$416	6177	6597	\$792	\$846	4815	5143	\$617	\$659	4920	5255	\$631	\$674
10 x 30	1135	1212	3127	3339	\$401	\$428	6362	6793	\$816	\$871	4960	5296	\$636	\$679	5068	5412	\$650	\$694
11 x 11	545	587	1501	1617	\$192	\$207	3055	3290	\$391	\$422	2382	2565	\$305	\$329	2433	2621	\$312	\$336
11 x 12	579	624	1595	1719	\$204	\$220	3245	3498	\$416	\$448	2530	2727	\$324	\$350	2585	2786	\$331	\$357
11 x 13	614	660	1692	1818	\$217	\$233	3441	3699	\$441	\$474	2683	2884	\$344	\$370	2742	2946	\$351	\$378
11 x 14	649	697	1788	1920	\$229	\$246	3638	3907	\$466	\$501	2836	3046	\$364	\$390	2898	3112	\$371	\$399
11 x 15	684	734	1884	2022	\$242	\$259	3834	4114	\$491	\$527	2989	3208	\$383	\$411	3054	3277	\$391	\$420
11 x 16	718	770	1978	2121	\$254	\$272	4024	4316	\$516	\$553	3138	3365	\$402	\$431	3206	3438	\$411	\$441
11 x 17	753	807	2075	2223	\$266	\$285	4221	4523	\$541	\$580	3291	3527	\$422	\$452	3362	3603	\$431	\$462
11 x 18	788	844	2171	2325	\$278	\$298	4417	4731	\$566	\$606	3444	3688	\$441	\$473	3518	3768	\$451	\$483
11 x 19	822	880	2265	2424	\$290	\$311	4607	4932	\$591	\$632	3592	3846	\$461	\$493	3670	3929	\$470	\$504
11 x 20	857	917	2361	2526	\$303	\$324	4803	5140	\$616	\$659	3745	4007	\$480	\$514	3827	4094	\$491	\$525
11 x 21	892	954	2457	2628	\$315	\$337	5000	5347	\$641	\$685	3898	4169	\$500	\$534	3983	4260	\$511	\$546
11 x 22	927	990	2554	2727	\$327	\$350	5196	5549	\$666	\$711	4051	4326	\$519	\$555	4139	4420	\$531	\$567
11 x 23	961	1027	2648	2829	\$339	\$363	5386	5756	\$690	\$738	4200	4488	\$538	\$575	4291	4586	\$550	\$588
11 x 24	996	1064	2744	2931	\$352	\$376	5583	5964	\$716	\$764	4353	4649	\$558	\$596	4447	4750	\$570	\$609

-10° Freezer Wall Loss Comparison Chart

TMP COMPANY, INC.
 P.O. BOX 269, GRAHAM STREET
 HYDE, PENNSYLVANIA 16843
 TEL: (814) 765-5415
 FAX: (814) 765-5410
 TOLL FREE (800) 233-1954



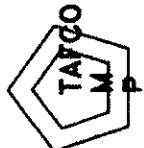
-10° FREEZER WALL LOSS COMPARISON CHART

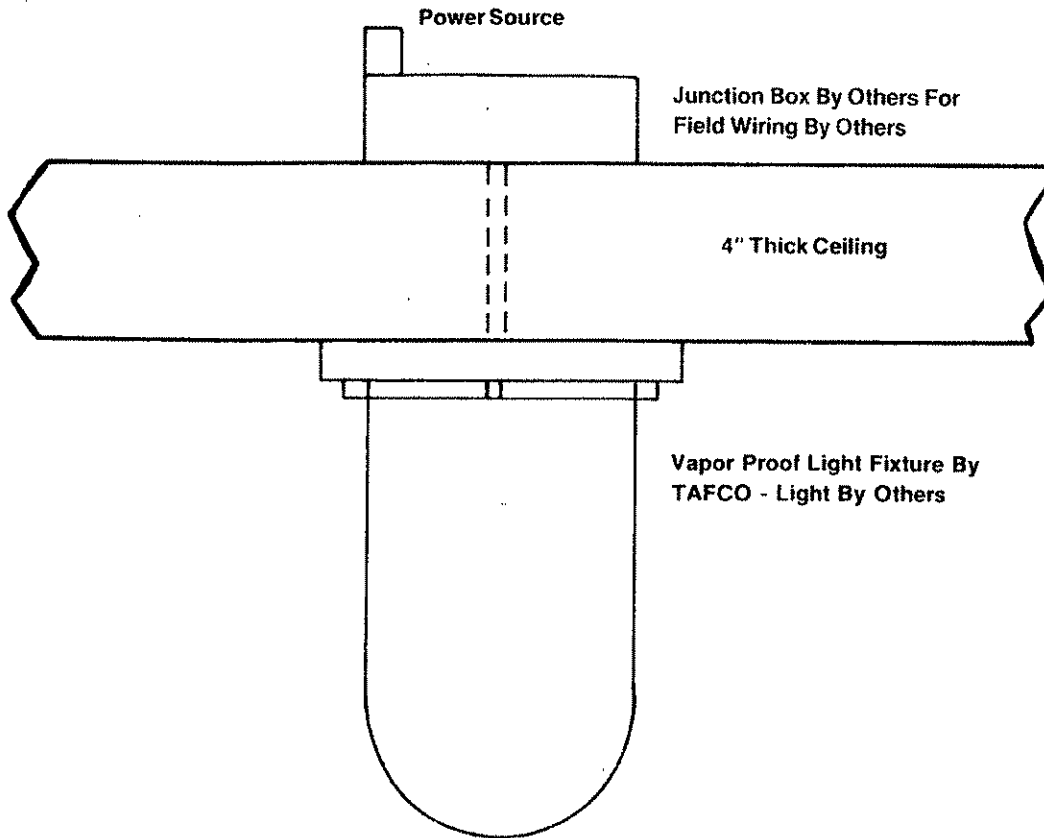
FULL SIZE OF WALK-IN	TOTAL FT ²		TAFCO 4" THICK URETHANE "U" FACTOR .029				WOOD FRAME 5 1/2" THICK FIBERGLASS "U" FACTOR .059				WOOD FRAME 7" THICK FIBERGLASS "U" FACTOR .046				WOOD FRAME 6" THICK POLYSTYRENE "U" FACTOR .047			
			TOTAL BTU/HR WALL LOSS		TOTAL YEARLY COST		TOTAL BTU/HR WALL LOSS		TOTAL YEARLY COST		TOTAL BTU/HR WALL LOSS		TOTAL YEARLY COST		TOTAL BTU/HR WALL LOSS		TOTAL YEARLY COST	
	7'6"	8'6"	7'6"	8'6"	7'6"	8'6"	7'6"	8'6"	7'6"	8'6"	7'6"	8'6"	7'6"	8'6"	7'6"	8'6"	7'6"	8'6"
12 x 12	616	662	1697	1824	\$218	\$234	3453	3711	\$443	\$476	2691	2893	\$345	\$371	2750	2956	\$353	\$379
12 x 13	652	701	1796	1931	\$230	\$248	3654	3929	\$468	\$504	2849	3063	\$365	\$393	2911	3130	\$373	\$401
12 x 14	689	739	1898	2036	\$243	\$261	3862	4142	\$495	\$531	3011	3229	\$386	\$414	3076	3300	\$394	\$423
12 x 15	726	778	2000	2143	\$256	\$275	4069	4361	\$522	\$559	3173	3400	\$407	\$436	3242	3474	\$416	\$445
12 x 16	762	816	2099	2248	\$269	\$288	4271	4574	\$547	\$586	3330	3566	\$427	\$457	3402	3643	\$436	\$467
12 x 17	799	855	2201	2356	\$282	\$302	4478	4792	\$574	\$614	3492	3736	\$448	\$479	3568	3818	\$457	\$589
12 x 18	835	893	2300	2460	\$295	\$315	4680	5005	\$600	\$642	3649	3902	\$468	\$500	3728	3987	\$478	\$511
12 x 19	872	932	2402	2568	\$308	\$329	4888	5224	\$627	\$670	3811	4073	\$489	\$522	3893	4161	\$499	\$533
12 x 20	908	970	2502	2672	\$321	\$343	5089	5437	\$652	\$697	3968	4239	\$509	\$543	4054	4331	\$520	\$555
12 x 21	945	1009	2603	2780	\$334	\$356	5297	5655	\$679	\$725	4130	4409	\$529	\$565	4219	4505	\$541	\$577
12 x 22	982	1047	2705	2884	\$347	\$370	5504	5868	\$706	\$752	4291	4575	\$551	\$586	4385	4675	\$562	\$599
12 x 23	1018	1086	2805	2992	\$360	\$384	5706	6087	\$731	\$780	4449	4746	\$570	\$608	4545	4849	\$583	\$622
12 x 24	1055	1124	2907	3097	\$373	\$397	5913	6300	\$758	\$808	4610	4912	\$591	\$630	4711	5019	\$604	\$643
12 x 25	1091	1163	3006	3204	\$385	\$411	6115	6519	\$784	\$835	4768	5082	\$611	\$651	4871	5193	\$624	\$666
12 x 26	1128	1201	3108	3309	\$398	\$424	6322	6732	\$810	\$863	4929	5248	\$632	\$673	5037	5382	\$646	\$690
12 x 27	1165	1239	3209	3413	\$411	\$437	6530	6945	\$837	\$890	5091	5415	\$653	\$694	5202	5532	\$667	\$709
12 x 28	1201	1278	3309	3521	\$424	\$451	6732	7163	\$863	\$918	5248	5585	\$673	\$716	5362	5706	\$687	\$731
12 x 29	1238	1317	3411	3628	\$437	\$465	6939	7382	\$889	\$946	5410	5755	\$693	\$738	5528	5880	\$709	\$754
12 x 30	1274	1355	3510	3733	\$450	\$479	7141	7595	\$915	\$974	5567	5921	\$714	\$759	5688	6050	\$729	\$776

These figures apply to wall, ceiling and floor loss. Allowance is not made for glass doors, door openings and stored food losses.
 Figures are based on 5¢ per kw hour, 24 hours per day, 7 days a week normal load operation.

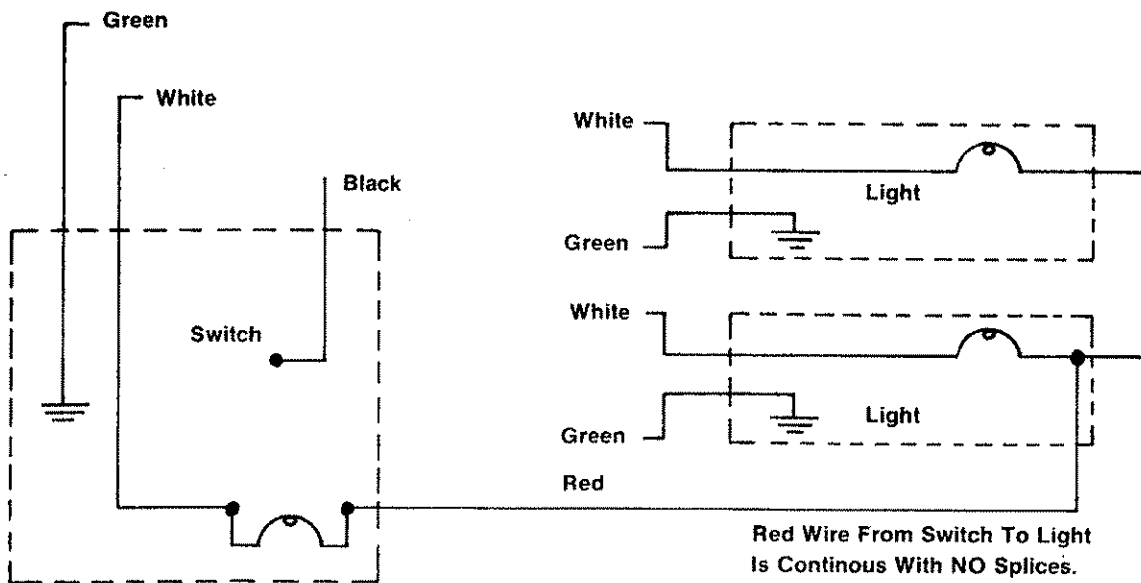
-10° Freezer Wall Loss Comparison Chart

TMP COMPANY, INC.
 P.O. BOX 269, GRAHAM STREET
 HYDE, PENNSYLVANIA 16843
 TEL: (814) 765-9615
 FAX: (814) 765-5410
 TOLL FREE (800) 233-1954





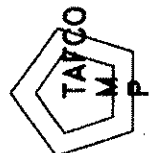
NOTE: DO NOT TURN LIGHTS ON before box is in operation



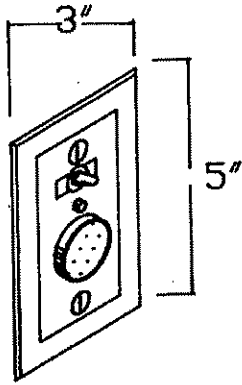
Disconnect Red Wire In Piloted Switch.
 If Light Goes Out-Switch Is Defective.
 If Light Remains On-Second Light Is
 Wired Incorrectly.

Vapor Proof Light

TMP COMPANY, INC.
 P.O. BOX 269, GRAHAM STREET
 HYDE, PENNSYLVANIA 16843
 TEL: (814) 765-9615
 FAX: (814) 765-5410
 TOLL FREE (800) 233-1954

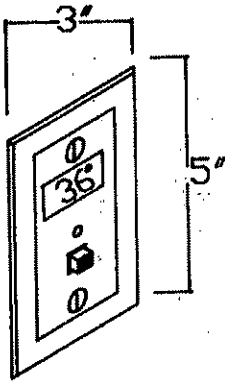


TMP AUDIO-VISUAL ALARM SYSTEMS

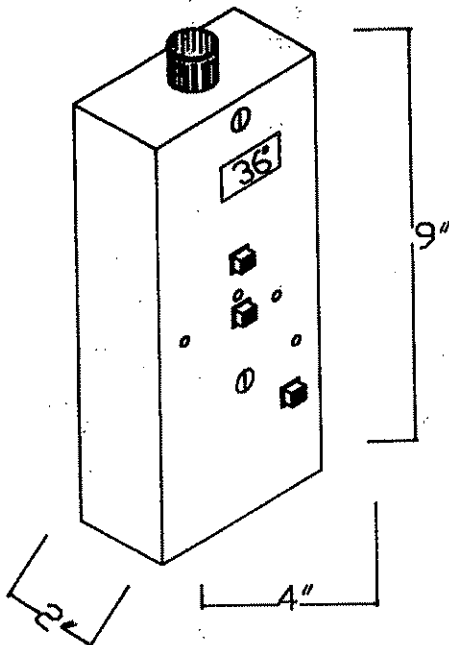


TMP AUDIO-VISUAL ALARM SYSTEMS

A. (STANDARD) BASIC NON-ADJUSTABLE HIGH LIMIT ALARM HAS S/S COVER FLUSH MOUNTED IN DOOR LEG. 115 VOLT ELECTRIC SENSORS ARE FACTORY SET AT +20 F. FOR FREEZERS AND 50 F. FOR COOLER USE. ALARM LOUD "PIEZO" HORN, RED PILOT LIGHT, AND HORN MUTE SWITCH.



B. DIGITAL ALARM/THERMOMETER IS A DIGITAL THERMOMETER DURING NORMAL OPERATION BUT HAS HIGH LIMIT ADJUSTABLE SETPOINT WITH LOW VOLTAGE REMOTE SENSOR. IN ALARM SITUATION, DISPLAY FLASHES AND AN ALARM HORN IS SOUNDED. "DRY CONTACTS" ARE INCLUDED FOR REMOTE SIGNALLING. FOR A LIMITED PERIOD. UNIT SETS FLUSH IN DOOR LEG BEHIND A STAINLESS COVER. SPECIFY F OR C.



C. DIGITAL ALARM/THERMOMETER IS A DIGITAL THERMOMETER DURING NORMAL OPERATION, HAS HIGH AND LOW SETPOINTS FULLY ADJUSTABLE WITH LOW VOLTAGE REMOTE SENSOR. SWITCHABLE DISPLAY FOR F OR C OR SETPOINT VIEWING. ALARM HORN WITH MUTE, GREEN "SAFE" LIGHT, RED "ALARM" LIGHT, BATTERY BACK-UP WITH BATTERY TEST SWITCH. SURFACE MOUNTED (SPECIFY SURFACE MTD OR CONCEALED CONDVIT.)

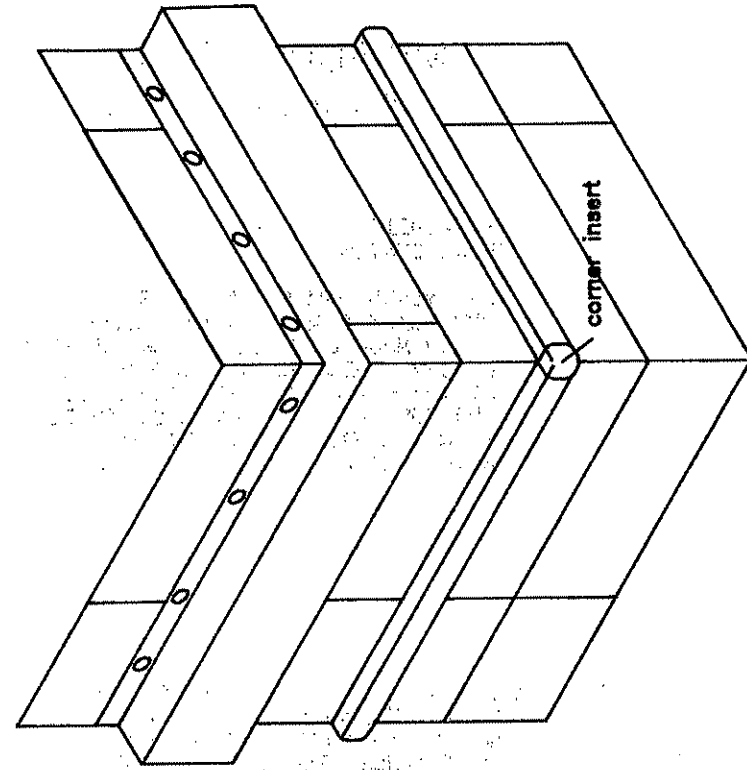
D. OTHER MODELS AND OPTIONS AVAILABLE, IE. MULTIPLE STATIONS, REMOTE STATION, TEMPERATURE AND CONTROL CAPABILITY, FLUSH MOUNTING OR "C" ABOVE, TELEPHONE DIALING, ECT.

Alarm Systems

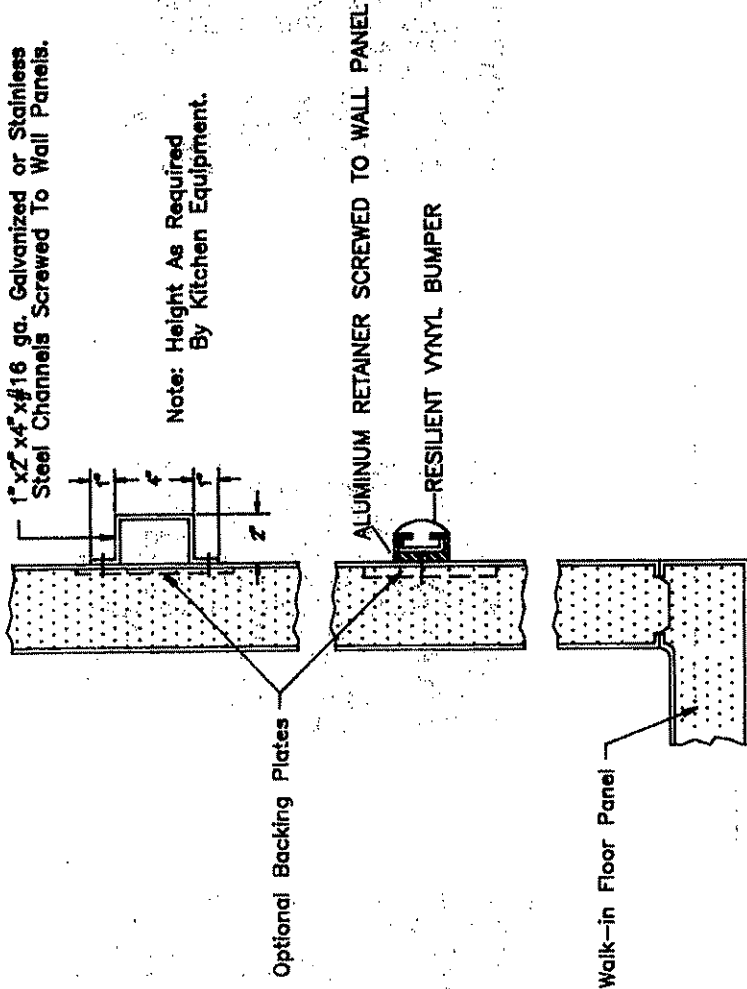
TMP COMPANY, INC.
P.O. BOX 288, GRAHAM STREET
HYDE, PENNSYLVANIA 16843
TEL: (814) 765-9615
FAX: (814) 765-5410
TOLL FREE (800) 233-1954



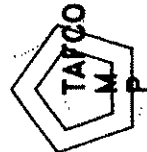
BUMPER RAIL DETAIL



Perspective View



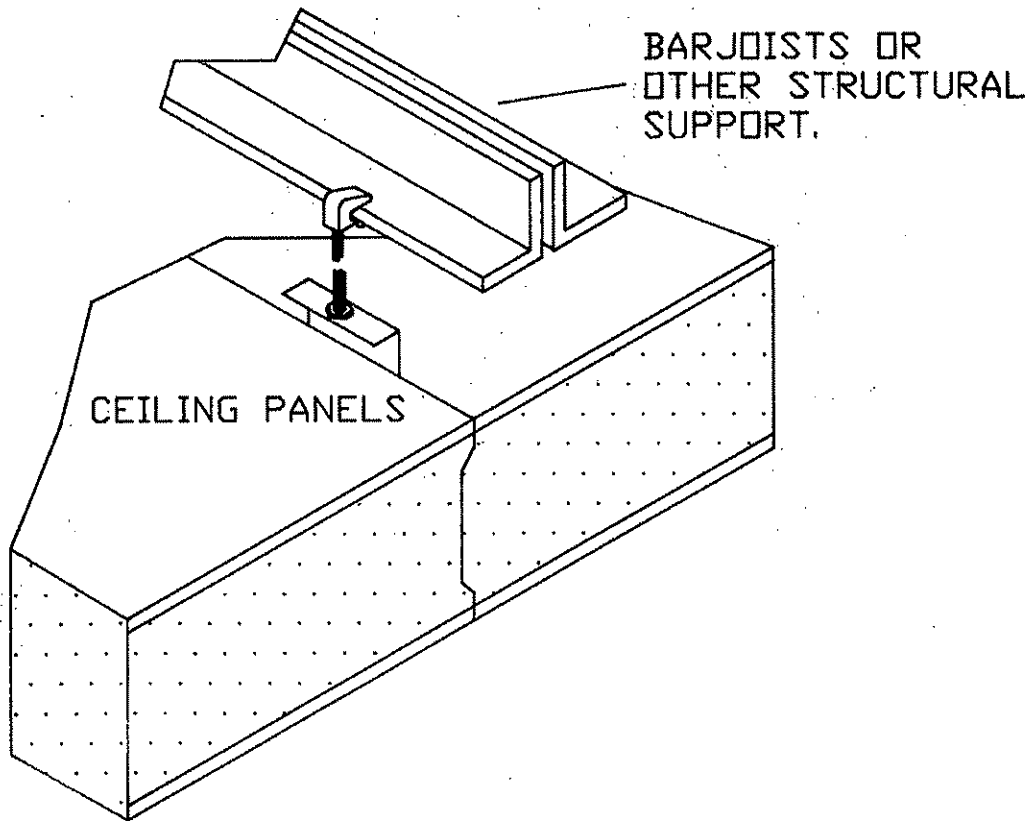
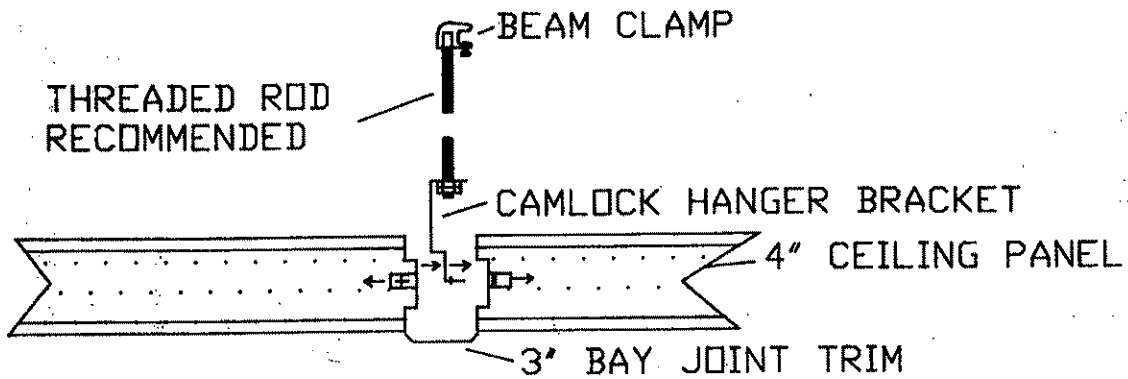
Note: Available on Interior or Exterior of Box. Other Shapes And Materials Are Available.



TMP COMPANY, INC.
 P.O. BOX 269, GRAHAM STREET
 HYDE, PENNSYLVANIA 16843
 TEL: (814) 765-9615
 FAX: (814) 765-5410
 TOLL FREE (800) 233-1954

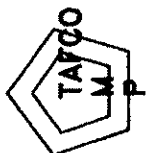
Bumper Rail Detail

TYP. CAMLOCK CEILING HANGER DETAIL

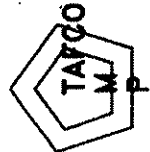
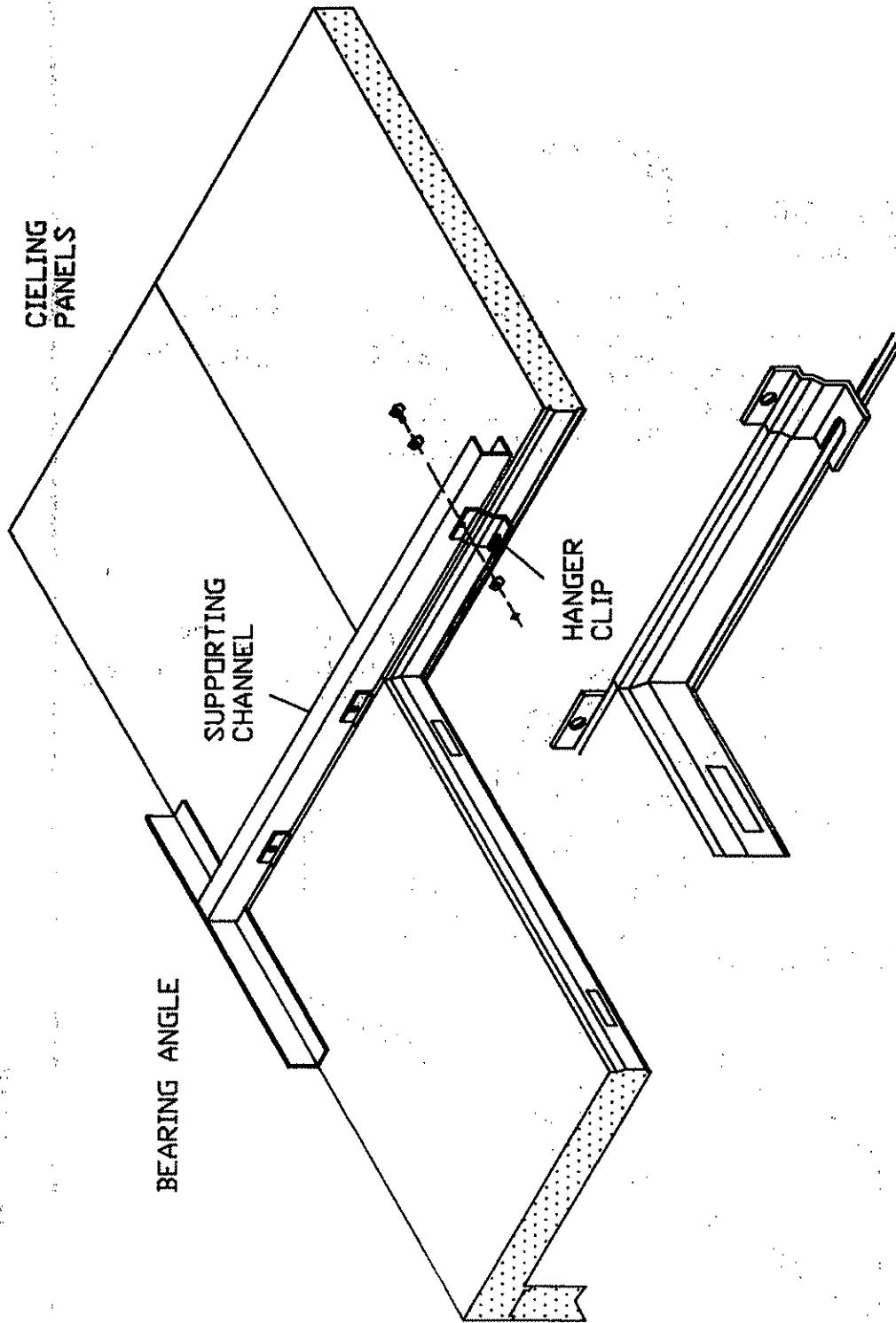


Hanger Rod Brackets

TMP COMPANY, INC.
 P.O. BOX 269, GRAHAM STREET
 HYDE, PENNSYLVANIA 16843
 TEL: (814) 765-9615
 FAX: (814) 765-5410
 TOLL FREE (800) 233-1954



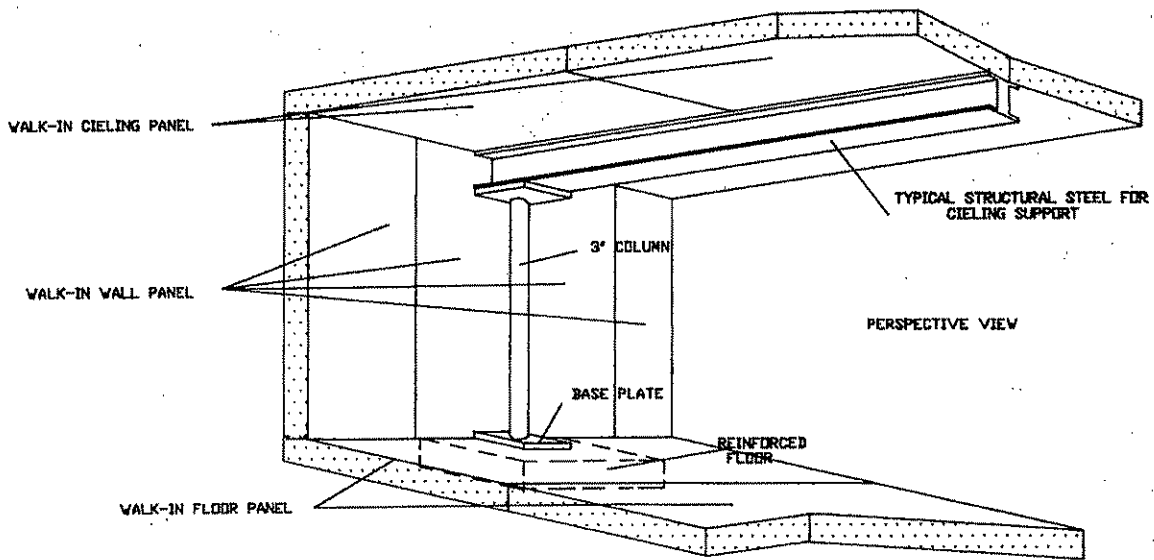
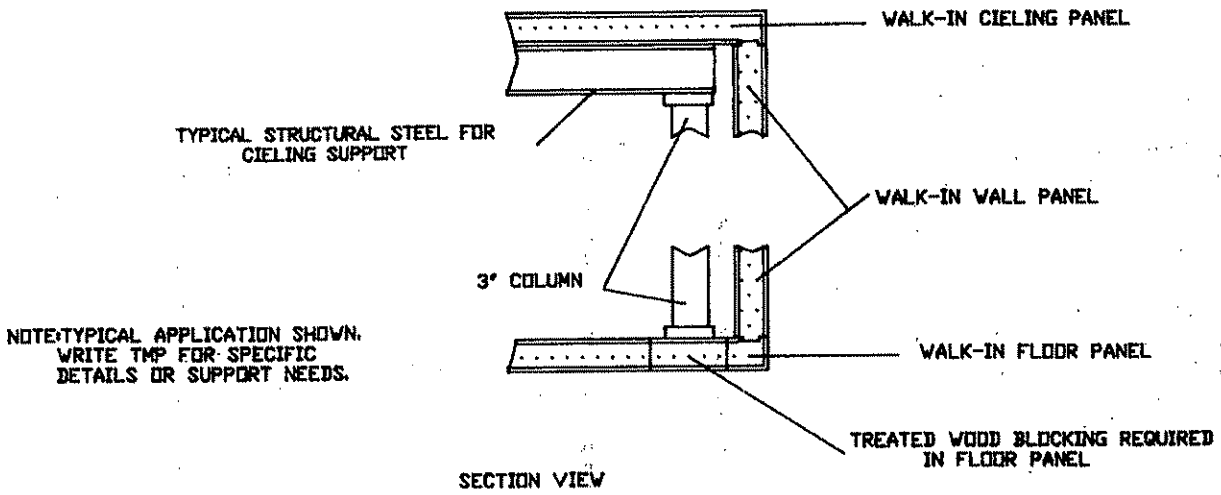
SELF SUPPORTING CEILING DETAIL USING EXTERNAL STEEL



TMP COMPANY, INC.
P.O. BOX 289, GRAHAM STREET
HYDE, PENNSYLVANIA 16843
TEL: (814) 765-9615
FAX: (814) 765-5410
TOLL FREE (800) 233-1954

“External Steel” Self Supporting Ceiling Detail

INTERNAL STEEL SUPPORT DETAIL



Internal Steel Support Detail

TMP COMPANY, INC.
 P.O. BOX 269, GRAHAM STREET
 HYDE, PENNSYLVANIA 16843
 TEL: (814) 765-9613
 FAX: (814) 765-5410
 TOLL FREE (800) 233-1954

