



State of West Virginia  
 Department of Administration  
 Purchasing Division  
 2019 Washington Street East  
 Post Office Box 50130  
 Charleston, WV 25305-0130

# Request for Quotation

|            |
|------------|
| RFQ NUMBER |
| DNR209113  |

|      |
|------|
| PAGE |
| 1    |

|  |
|--|
| ADDRESS CORRESPONDENCE TO ATTENTION OF |
| FRANK WHITTAKER<br>304-558-2316        |

**VENDOR**  
 \*A09113539 804-798-6842  
 VIRGINIA PLAYGROUND SERVICES I  
 14276 RIVERSIDE DR  
 ASHLAND VA 23005

**SHIP TO**  
 DIVISION OF NATURAL RESOURCES  
 NORTH BEND STATE PARK  
 ATTN: PARK SUPERINTENDENT  
 ROUTE 1, BOX 221  
 CAIRO, WV 26337 304-643-2931

*FRANK AND LETTIE TIKES PLAY POWER FACTORY*  
 VIRGINIA PLAYGROUND SERVICES

| DATE PRINTED | TERMS OF SALE | SHIP VIA | F.O.B. | FREIGHT TERMS |
|--------------|---------------|----------|--------|---------------|
| 03/20/2009   |               |          |        |               |

BID OPENING DATE: 04/23/2009 BID OPENING TIME 01:30PM

| LINE  | QUANTITY | UOP | CAT. NO. | ITEM NUMBER | UNIT PRICE | AMOUNT      |
|---|----------|-----|----------|-------------|------------|-------------|
| 0001  | 1        | LS  |          | 650-38      |            | \$55,660.00 |
| PLAYGROUND EQUIPMENT (NOT OTHERWISE CLASSIFIED)<br><br>THE WEST VIRGINIA PURCHASING DIVISION, FOR THE AGENCY, THE WEST VIRGINIA DIVISION OF NATURAL RESOURCES IS SOLICITING BIDS FROM RESPONSIBLE VENDORS FOR NEW PLAYGROUND EQUIPMENT FOR NORTH BEND STATE PARK PER THE ATTACHED SPECIFICATIONS.<br><br>TECHNICAL QUESTIONS MAY BE SUBMITTED IN WRITING TO FRANK WHITTAKER VIA FAX AT 304-558-4115 OF VIA EMAIL AT FRANK.M.WHITTAKER@WV.GOV. DEADLINE FOR TECHNICAL QUESTIONS IS 04/08/2009 AT 4:00 PM<br><br>A MANDATORY PRE-BID MEETING WILL BE HELD ON 04/02/09 AT 10:00 AT THE PARK HEADQUARTERS. FAILURE TO ATTEND THE MANDATORY PRE-BID MEETING WILL RESULT IN BID DISQUALIFICATION. AN INDIVIDUAL MAY NOT REPRESENT MORE THAN ONE FIRM AT THE PRE-BID MEETING.<br><br>BANKRUPTCY: IN THE EVENT THE VENDOR/CONTRACTOR FILES FOR BANKRUPTCY PROTECTION, THIS CONTRACT MAY BE DEEMED NULL AND VOID, AND TERMINATED WITHOUT FURTHER ORDER.<br><br>THE MODEL/BRAND/SPECIFICATIONS NAMED HEREIN ESTABLISH THE ACCEPTABLE LEVEL OF QUALITY ONLY AND ARE NOT INTENDED TO REFLECT A PREFERENCE OR FAVOR ANY PARTICULAR BRAND OR VENDOR. VENDORS WHO ARE BIDDING ALTERNATES SHOULD SO STATE AND INCLUDE PERTINENT LITERATURE AND SPECIFICATIONS. FAILURE TO PROVIDE INFORMATION FOR ANY ALTERNATES MAY BE GROUNDS FOR |          |     |          |             |            |             |

*\$55,660.00*

RECEIVED

2009 APR 23 A 10:18

PURCHASING DIVISION  
STATE OF WV

|                                  |   |                                   |               |
|----------------------------------|---|-----------------------------------|---------------|
| SIGNATURE: <i>James Benedict</i> | SEE REVERSE SIDE FOR TERMS AND CONDITIONS | TELEPHONE: 304-249-2158           | DATE: 4-21-09 |
| TITLE: AGENT                     | FEIN: 20-4869478                          | ADDRESS CHANGES TO BE NOTED ABOVE |               |

WHEN RESPONDING TO RFQ, INSERT NAME AND ADDRESS IN SPACE ABOVE LABELED 'VENDOR'



State of West Virginia  
 Department of Administration  
 Purchasing Division  
 2019 Washington Street East  
 Post Office Box 50130  
 Charleston, WV 25305-0130

# Request for Quotation

|            |
|------------|
| RFQ NUMBER |
| DNR209113  |

|      |
|------|
| PAGE |
| 2    |

|  |
|--|
| ADDRESS CORRESPONDENCE TO ATTENTION OF |
| FRANK WHITTAKER                        |
| 304-558-2316                           |

VENDOR

\*A09113539 804-798-6842  
 VIRGINIA PLAYGROUND SERVICES I.  
 14276 RIVERSIDE DR  
 ASHLAND VA 23005

SHIP TO

DIVISION OF NATURAL RESOURCES  
 NORTH BEND STATE PARK  
 ATTN: PARK SUPERINTENDENT  
 ROUTE 1, BOX 221  
 CAIRO, WV 26337 304-643-2931

| DATE PRINTED | TERMS OF SALE | SHIP VIA | F.O.B. | FREIGHT TERMS |
|--------------|---------------|----------|--------|---------------|
| 03/20/2009   |               |          |        |               |

BID OPENING DATE: 04/23/2009 BID OPENING TIME 01:30PM

| LINE   | QUANTITY | UOP | CAT NO | ITEM NUMBER | UNIT PRICE | AMOUNT |
|--|----------|-----|--------|-------------|------------|--------|
| <p>REJECTION OF THE BID. THE STATE RESERVES THE RIGHT TO WAIVE MINOR IRREGULARITIES IN BIDS OR SPECIFICATIONS IN ACCORDANCE WITH SECTION 148-1-4(F) OF THE WEST VIRGINIA LEGISLATIVE RULES AND REGULATIONS.</p> <p>NOTICE</p> <p>A SIGNED BID MUST BE SUBMITTED TO:</p> <p>DEPARTMENT OF ADMINISTRATION<br/>         PURCHASING DIVISION<br/>         BUILDING 15<br/>         2019 WASHINGTON STREET, EAST<br/>         CHARLESTON, WV 25305-0130</p> <p>THE BID SHOULD CONTAIN THIS INFORMATION ON THE FACE OF THE ENVELOPE OR THE BID MAY NOT BE CONSIDERED:</p> <p>SEALED BID</p> <p>BUYER: 44</p> <p>RFQ. NO.: DNR209113</p> <p>BID OPENING DATE: 04/23/2009</p> <p>BID OPENING TIME: 1:30 PM</p> <p>PLEASE PROVIDE A FAX NUMBER IN CASE IT IS NECESSARY TO CONTACT YOU REGARDING YOUR BID:</p> |          |     |        |             |            |        |

|   |                          |                                   |  |
|---|--------------------------|-----------------------------------|--|
| SEE REVERSE SIDE FOR TERMS AND CONDITIONS |                          |                                   |  |
| SIGNATURE<br><i>James Pendit</i>          | TELEPHONE<br>434-2492158 | DATE<br>4-21-09                   |  |
| TITLE<br>AGENT                            | FEIN<br>10 4869478       | ADDRESS CHANGES TO BE NOTED ABOVE |  |

WHEN RESPONDING TO RFQ, INSERT NAME AND ADDRESS IN SPACE ABOVE LABELED 'VENDOR'



State of West Virginia  
 Department of Administration  
 Purchasing Division  
 2019 Washington Street East  
 Post Office Box 50130  
 Charleston, WV 25305-0130

# Request for Quotation

RFQ NUMBER  
 DNR209113

PAGE  
 3

ADDRESS CORRESPONDENCE TO ATTENTION OF  
 FRANK WHITTAKER  
 304-558-2316

VENDOR

\*A09113539 804-798-6842  
 VIRGINIA PLAYGROUND SERVICES I  
 14276 RIVERSIDE DR  
 ASHLAND VA 23005

SHIP TO

DIVISION OF NATURAL RESOURCES  
 NORTH BEND STATE PARK  
 ATTN: PARK SUPERINTENDENT  
 ROUTE 1, BOX 221  
 CAIRO, WV 26337 304-643-2931

| DATE PRINTED | TERMS OF SALE | SHIP VIA | F.O.B. | FREIGHT TERMS |
|--------------|---------------|----------|--------|---------------|
| 03/20/2009   |               |          |        |               |

BID OPENING DATE: 04/23/2009 BID OPENING TIME 01:30PM

| LINE   | QUANTITY   | UOP | CAT NO | ITEM NUMBER | UNIT PRICE | AMOUNT                |
|--|------------|-----|--------|-------------|------------|-----------------------|
|  | <b>FAX</b> |     |        | 4342963289  |            |                       |
| CONTACT PERSON (PLEASE PRINT CLEARLY):                           |            |     |        |             |            |                       |
| JIM BENEDICT   |            |     |        |             |            |                       |
| CELL 4342492158  |            |     |        |             |            |                       |
| ***** THIS IS THE END OF RFQ DNR209113 *****                     |            |     |        |             |            | TOTAL: <b>\$55660</b> |
| ACKNOWLEDGEMENTS<br>AMENDMENTS<br>(1) R2 PREBID<br>(2) R2 FABRIC |            |     |        |             |            |                       |

SEE REVERSE SIDE FOR TERMS AND CONDITIONS

SIGNATURE: *James Shue* TELEPHONE: 4342492158 DATE: 4-21-09

TITLE: AGENT FEIN: 20-4869478 ADDRESS CHANGES TO BE NOTED ABOVE

WHEN RESPONDING TO RFQ, INSERT NAME AND ADDRESS IN SPACE ABOVE LABELED 'VENDOR'

## North Bend State Park Playground Specifications

To supply playground equipment to offer play activities for children ages five (5) to twelve (12) at North Bend State Park, Cairo, West Virginia. Playground equipment will be purchased for two separate areas in the park. Park personnel will install all playground equipment. The award may be split if it is in the best interest of the West Virginia Division of Natural Resources.

### RECREATION AREA PLAYGROUND

PowerScape plus Fitness Fair, Model #85214, or equal. F.O.B. Destination. Freight or delivery charges must be included in the price of the goods. Delivery must be made within ninety (90) days of purchase order award.

PrimeTime swing frame, Item #12583, or equal. Frame must have a minimum of 3 1/2" OD. F.O.B. Destination. Freight or delivery charges must be included in the price of the goods. Delivery must be made within ninety (90) days of purchase order award.

PrimeTime swing add-a-bay, Item #12584, or equal. Frame must have a minimum of 3 1/2" OD. F.O.B. Destination. Freight or delivery charges must be included in the price of the goods. Delivery must be made within ninety (90) days of purchase order award.

PrimeTime 3 1/2" enclosed tot swing with galvanized chain, Item #8696, or equal. F. O. B. Destination. Freight or delivery charges must be included in the price of the goods. Delivery must be made within ninety (90) days of purchase order award.

PrimeTime 3 1/2" belt seat with galvanized chain, Item #8910, or equal. F.O.B. Destination. Freight or delivery charges must be included in the price of the goods. Delivery must be made within ninety (90) days of purchase order award.

GameTime tuffclad in-ground bench Model #28009, or equal. Bench must be a minimum of 6' in length and a minimum of 10" wide seat and minimum of 10" wide backrest. Must be constructed of galvanized steel with oven cured powder coating. F.O.B. Destination. Freight or delivery charges must be included in the price of the goods. Delivery must be made within ninety (90) days of purchase order award.

Geo-textile fabric, 2,250 sq. ft. roll or equal. F.O.B. Destination. Freight or delivery charges must be included in the price of the goods. Delivery must be made within ninety (90) days of purchase order award.

Geo-textile fabric, 1,125 sq. ft. roll, or equal. F.O.B. Destination. Freight or delivery charges must be included in the price of the goods. Delivery must be made within ninety (90) days of purchase order award.

## North Bend State Park Playground Specifications

Engineered wood fiber @ 8" compacted depth. F.O.B. Destination. Freight or delivery charges must be included in the price of the goods. Delivery must be made within ninety (90) days of purchase order award.

One (1) day of supervision by successful vendor. Park personnel will install all playground equipment and this will provide oversight to ensure that all equipment is assembled and installed properly according to manufacturer's guidelines.

### LODGE AREA PLAYGROUND

PrimeTime kid coral, Item #g11823, or equal. F.O.B. Destination. Freight or delivery charges must be included in the price of the goods. Delivery must be made within ninety (90) days of purchase order award.

PrimeTime swing frame, Item #12583, or equal. Swing must have a minimum of 3 1/2" OD. F.O.B. Destination. Freight or delivery charges must be included in the price of the goods. Delivery must be made within ninety (90) days of purchase order award.

PrimeTime swing-a-bay, item #12584, or equal. Swing must have a minimum of 3 1/2" OD. F.O.B. Destination. Freight or delivery charges must be included in the price of the goods. Delivery must be made within ninety (90) days of purchase order award.

PrimeTime 3 1/2" belt seat with galvanized chain, Item #8910, or equal. F.O.B. Destination. Freight or delivery charges must be included in the price of the goods. Delivery must be made within ninety (90) days of purchase order award.

PrimeTime 3 1/2" enclosed tot swing with galvanized chain, item #8696, or equal. F.O.B. Destination. Freight or delivery charges must be included in the price of the goods. Delivery must be made within ninety (90) days of purchase order award.

GameTime tuffclad in-ground bench Model #28009, or equal. Bench must be a minimum of 6' in length and a minimum of 10" wide seat and minimum of 10" wide backrest. Must be constructed of galvanized steel with oven cured powder coating. F.O.B. Destination. Freight or delivery charges must be included in the price of the goods. Delivery must be made within ninety (90) days of purchase order award.

Geo-textile fabric, 2,250 sq. ft. roll or equal. F.O.B. Destination. Freight or delivery charges must be included in the price of the goods. Delivery must be made within ninety (90) days of purchase order award.

Engineered wood fiber @ 8" compacted depth. F.O.B. Destination. Freight or delivery charges must be included in the price of the goods. Delivery must be made within ninety (90) days of purchase order award.

**North Bend State Park Playground Specifications**

One (1) day of supervision by successful vendor. Park personnel will install all playground equipment and this will provide oversight to ensure that all equipment is assembled and installed properly according to manufacturer's guidelines.

## North Bend State Park Playground Specifications

All playground equipment and engineered wood fiber must meet the following requirements:

- Compliance with U.S. Consumer Product Safety Commission, Handbook for Public Playground Safety.
- Compliance with ASTM Standard F 1487.
- Compliance with Architectural and Transportation Barriers Compliance Board, Americans with Disabilities Act (ADA) Accessibility Guidelines for Buildings and Facilities; Play Areas.

Vendors must submit the following attachments:

- Complete manufacturer's parts specifications and warranties.
- Layout drawing to scale of the proposed play structure or equipment.
- ASTM and CPSC Statement of Compliance

Warranties:

- All equipment and engineered wood fiber must be guaranteed to be free of defects in workmanship and material for a minimum of one year from date of acceptance. However, if manufacturer warranty periods are longer than the required minimum one year warranty, those warranties shall apply.

Color scheme of equipment must be coordinated with North Bend State Park. Color of items will be selected from manufacturer's standard colors.

A mandatory pre-bid conference will be held on April 2, 2009, at North Bend State Park Headquarters at 10:00 a.m. A failure to attend the mandatory pre-bid conference will result in bid disqualification. An individual may not represent more than one firm at the pre-bid conference.

North Bend State Park

**PLAYGROUND EQUIPMENT SHEET**

Please complete the below information concerning the brand(s) of equipment being bid in relation to this project. If bidding "or equal" brands, please attach manufacturer's literature documenting that it meets the mandatory requirements stated in the specifications. Vendors should note the areas of the provided manufacturer's literature that adheres to the mandatory requirements outlined in the Request For Proposal.

PRICE BID AS EQUAL W/ LITTLE TIKES FACTORY EQUIPMENT VA PLAYGROUNDS SERVICE AGENT

| Item No. | Equipment   | Manufacturer       | Model                            |
|----------|---|--------------------|----------------------------------|
| 1        | Recreation Area Playground PowerScape plus Fitness Fair, Model #85214, or equal.                            | LITTLE TIKES       | K10BUILDER 500 REC AREA PLAN     |
| 2        | Recreation Area Playground PrimeTime swing frame, Item #12583, or equal.                                    | LITTLE TIKES       | KB 5" POST ARCH                  |
| 3        | Recreation Area Playground PrimeTime swing add-a-bay, Item #12584, or equal.                                | LITTLE TIKES       | KB 5" POST ARCH                  |
| 4        | Recreation Area Playground PrimeTime 3 1/2" enclosed tot swing with galvanized chain, Item #8696, or equal. | LITTLE TIKES       | LTC TOT BUCKETS                  |
| 5        | Recreation Area PrimeTime 3 1/2" belt seat with galvanized chain, Item #8910, or equal.                     | LITTLE TIKES       | LTC BELT SEATS                   |
| 6        | Recreation Area Playground GameTime tuffclad in-ground bench, Model #28009, or equal.                       | LTC - IRONMOUNTAIN | 6' BENCH W/BACK THERMO COAT      |
| 7        | Recreation Area Playground geotextile fabric, 2,250 sq. ft. roll or equal.                                  | PROPEX             | PROPEX GEOTEX                    |
| 8        | Recreation Area Playground geotextile fabric, 1,125 sq. ft. roll or equal.                                  | PROPEX             | PROPEX GEOTEX                    |
| 9        | Recreation Area Playground engineered wood fiber @ 8" compacted depth or equal.                             | WEAVER PRODUCTS    | WOODCARPET ENGINEERED WOOD FIBER |



## PLAYGROUND EQUIPMENT SHEET

| Item No. | Equipment  | Manufacturer                          | Model                                   |
|----------|--|---------------------------------------|---|
| 10       | Recreation Area Playground one (1) day of supervision by successful vendor. Park personnel will install all playground equipment and this will provide oversight to ensure that all equipment is assembled and installed properly according to manufacture's guidelines. | LTC -<br>VA PLAYGROUNDS<br>PLAY POWER | ONE EXPERT                              |
| 11       | Lodge Area Playground PrimeTime kid coral, Item #g11823, or equal.   | LITTLE TIKES                          | PLAY BUILDER<br>SERIES - LODGE AREA     |
| 12       | Lodge Area Playground PrimeTime swing frame, Item #12583, or equal.  | LITTLE TIKES                          | KID AREA                                |
| 13       | Lodge Area Playground PrimeTime swing-a-bay, item #12584, or equal.  | LITTLE TIKES                          | KID AREA                                |
| 14       | Lodge Area Playground PrimeTime 3 1/2" belt seat with galvanized chain, Item # 8910, or equal.   | LITTLE TIKES                          | LTC BELTS                               |
| 15       | Lodge Area Playground PrimeTime 3 1/2" enclosed tot swing with galvanized chain, item #8696, or equal.   | LITTLE TIKES                          | LTC BUCKETS                             |
| 16       | Lodge Area Playground GameTime tuffclad in-ground bench Model #28009, or equal.  | LTC - MOUNTAIN<br>FORGE               | LPT BENCH W/BACK<br>THERMO COATED       |
| 17       | Lodge Area Playground geo-textile fabric, 2,250 sq. ft. roll or equal.   | PROPEX                                | PROPEX GEOTEX                           |
| 18       | Lodge Area Playground engineered wood fiber @ 8" compacted depth or equal.   | ZEAGER                                | WOOD CARPET<br>ENGINEERED<br>WOOD FIBRE |

**PLAYGROUND EQUIPMENT SHEET**

| Item No. | Equipment   | Manufacturer                        | Model      |
|----------|---|-------------------------------------|------------|
| 19       | Lodge Area Playground one (1) day of supervision by successful vendor. Park personnel will install all playground equipment and this will provide oversight to ensure that all equipment is assembled and installed properly according to manufacture's guidelines. | LTC<br>VA PLAYGROUNDS<br>PLAY POWER | ONE EXPERT |

## PRICING SHEET

(AS EQUAL) W/ LITTLE TIKES EQUIPMENT

| Item No. | Quantity          | Description  | Unit Price | Amount                |
|----------|-------------------|--|------------|-----------------------|
| 1        | 1                 | Recreation Area Playground PowerScape plus Fitness Fair, Model #85214, or equal.   |            | 33903 <sup>00</sup> - |
| 2        | 1                 | Recreation Area Playground PrimeTime swing frame, Item #12583, or equal.   |            | 2365-                 |
| 3        | 1                 | Recreation Area Playground PrimeTime swing add-a-bay, Item #12584, or equal.   |            | 1-                    |
| 4        | 2                 | Recreation Area Playground PrimeTime 3 1/2" enclosed tot swing with galvanized chain, Item #8696, or equal.  |            | 1-                    |
| 5        | 2                 | Recreation Area PrimeTime 3 1/2" belt seat with galvanized chain, Item #8910, or equal.  |            | 1-                    |
| 6        | 4                 | Recreation Area Playground GameTime tuffclad in-ground bench Model #28009, or equal.   | 300-       | 1200-                 |
| 7        | 1                 | Recreation Area Playground geo-textile fabric, 2,250 sq. ft. roll or equal.  |            | 600-                  |
| 8        | 1                 | Recreation Area Playground Geo-textile fabric, 2,250 sq. ft. roll, or equal.   |            | 600-                  |
| 9        | 4,650 square feet | Recreation Area Playground engineered wood fiber @ 8" compacted depth or equal.  |            | 2200-                 |
| 10       | 1                 | Recreation Area Playground one (1) day of supervision by successful vendor. Park personnel will install all playground equipment and this will provide oversight to ensure that all equipment is assembled and installed properly according to manufacture's guidelines. |            | 750                   |
| 11       | 1                 | Lodge Area Playground PrimeTime kid coral, Item #g11823, or equal.   |            | 8921-                 |

**PRICING SHEET**

*AS EQUAL W LITTLE TICKETS EQUIPMENT*

| Item No.     | Quantity          | Description   | Unit Price | Amount                 |
|--------------|-------------------|---|------------|------------------------|
| 12           | 1                 | Lodge Area Playground PrimeTime swing frame, Item #12583, or equal.   |            | 1-                     |
| 13           | 1                 | Lodge Area Playground PrimeTime swing-a-bay, item #12584, or equal.   |            | 2365-                  |
| 14           | 2                 | Lodge Area Playground PrimeTime 3 1/2" belt seat with galvanized chain, Item # 8910, or equal.  |            | 1-                     |
| 15           | 2                 | Lodge Area Playground PrimeTime 3 1/2" enclosed tot swing with galvanized chain, item #8696, or equal.  |            | 1-                     |
| 16           | 1                 | Lodge Area Playground GameTime tuffclad in-ground bench Model #28009, or equal.   |            | 300-                   |
| 17           | 1                 | Lodge Area Playground geo-textile fabric, 2,250 sq. ft. roll or equal.  |            | 500-                   |
| 18           | 2,516 square feet | Lodge Area Playground engineered wood fiber @ 8" compacted depth or equal.  |            | 1200-                  |
| 19           | 1                 | Lodge Area Playground one (1) day of supervision by successful vendor. Park personnel will install all playground equipment and this will provide oversight to ensure that all equipment is assembled and installed properly according to manufacture's guidelines. |            | 1750-                  |
| <b>TOTAL</b> |                   |   |            | 55,660 <sup>00</sup> - |

*FIFTY FIVE THOUSAND SIX HUNDRED SIXTY DOLLARS-*





STATE OF WEST VIRGINIA  
Purchasing Division

**PURCHASING AFFIDAVIT**

**VENDOR OWING A DEBT TO THE STATE:**

*West Virginia Code* §5A-3-10a provides that: No contract or renewal of any contract may be awarded by the state or any of its political subdivisions to any vendor or prospective vendor when the vendor or prospective vendor or a related party to the vendor or prospective vendor is a debtor and the debt owed is an amount greater than one thousand dollars in the aggregate.

**PUBLIC IMPROVEMENT CONTRACTS & DRUG-FREE WORKPLACE ACT:**

If this is a solicitation for a public improvement construction contract, the vendor, by its signature below, affirms that it has a written plan for a drug-free workplace policy in compliance with Article 1D, Chapter 21 of the *West Virginia Code*. The vendor **must** make said affirmation with its bid submission. Further, public improvement construction contract may not be awarded to a vendor who does not have a written plan for a drug-free workplace policy in compliance with Article 1D, Chapter 21 of the *West Virginia Code* and who has not submitted that plan to the appropriate contracting authority in timely fashion. For a vendor who is a subcontractor, compliance with Section 5, Article 1D, Chapter 21 of the *West Virginia Code* may take place before their work on the public improvement is begun.

**ANTITRUST:**

In submitting a bid to any agency for the state of West Virginia, the bidder offers and agrees that if the bid is accepted the bidder will convey, sell, assign or transfer to the state of West Virginia all rights, title and interest in and to all causes of action it may now or hereafter acquire under the antitrust laws of the United States and the state of West Virginia for price fixing and/or unreasonable restraints of trade relating to the particular commodities or services purchased or acquired by the state of West Virginia. Such assignment shall be made and become effective at the time the purchasing agency tenders the initial payment to the bidder.

I certify that this bid is made without prior understanding, agreement, or connection with any corporation, firm, limited liability company, partnership or person or entity submitting a bid for the same materials, supplies, equipment or services and is in all respects fair and without collusion or fraud. I further certify that I am authorized to sign the certification on behalf of the bidder or this bid.

**LICENSING:**

Vendors must be licensed and in good standing in accordance with any and all state and local laws and requirements by any state or local agency of West Virginia, including, but not limited to, the West Virginia Secretary of State's Office, the West Virginia Tax Department, West Virginia Insurance Commission, or any other state agencies or political subdivision. Furthermore, the vendor must provide all necessary releases to obtain information to enable the Director or spending unit to verify that the vendor is licensed and in good standing with the above entities.

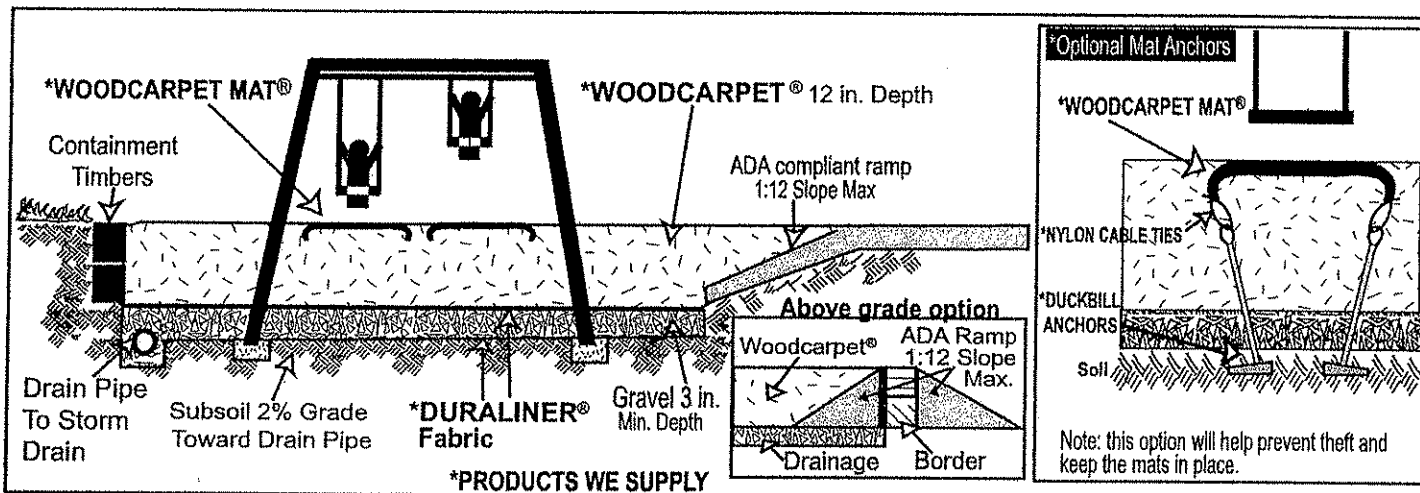
**CONFIDENTIALITY:**

The vendor agrees that he or she will not disclose to anyone, directly or indirectly, any such personally identifiable information or other confidential information gained from the agency, unless the individual who is the subject of the information consents to the disclosure in writing or the disclosure is made pursuant to the agency's policies, procedures and rules. Vendor further agrees to comply with the Confidentiality Policies and Information Security Accountability Requirements, set forth in <http://www.state.wv.us/admin/purchase/privacy/noticeConfidentiality.pdf>.

Under penalty of law for false swearing (*West Virginia Code* §61-5-3), it is hereby certified that the vendor affirms and acknowledges the information in this affidavit and is in compliance with the requirements as stated.

Vendor's Name: NAPLAYGROUND SERVICE / LITTLE TIKES PLAY POWER FACTORY  
Authorized Signature: James Benedict Date: 4-20-09  
*JAMES BENEDICT AGENT*

- A. Product Data:** Submit manufacturer's product data, including warranty, maintenance and installation instructions, ASTM F1292, F1951, and F2075 test results, IPEMA certificates of compliance, and samples.
- B. Manufacturer Qualifications:**
1. Member of International Play Equipment Manufacturer's Association (IPEMA).
  2. Total Liability Insurance Coverage: \$11,000,000.
  3. Sales Representatives certified by National Playground Safety Institute (NPSI).
- C. Warranty Covers Playground Surfacing for Following Periods:**
1. Engineered Wood Fiber Playground Surfacing: 15 years
  2. Playground Surfacing Wear Mat: 5 years
- D. Manufacturer:**
1. Zeager Bros., Inc., 4000 East Harrisburg Pike, Middletown, Pennsylvania 17057. Toll Free (800) 346-8524.
  2. Zeager Hardwood Co., 340 Steele Road, Franklin, KY 42134. Toll Free (800) 296-9227.



**E. Application:** outdoor playground surface using drainage gravel.

**F. Critical Height:** 12" / 12 feet fall protection. 8" / 8 feet fall protection.

**G. Installation Procedure:**

1. Review project plans and verify that playground equipment use zones, clearances, and reach ranges will comply with ASTM F1487 sections 8, 9, and 10, and with CAN/CSA-Z614 sections 14 and 15.
  2. Prepare the site in accordance with the project engineer's directions and project specifications. Ensure that drainage is routed away from or around the playground area to prevent sand, soil, silt, or other foreign material from contaminating the WOODCARPET®. Grade subsoil to a 2% grade toward the drain pipe. Max 7-8% with stable sub-surface.
  3. Install playground equipment.
  4. Place a layer of DURALINER® on top of the subsoil. Overlap seams 10 in. (25cm), or 5 in. (63cm) if a double bead of exterior grade construction adhesive is applied to the overlap. Place seams parallel to direction of slides and travel of swings when ever possible.
  5. Excavate a minimum 8 in.w. x 8 in.d. (20cm x 20cm) trench along the low end of the area to a storm drain. Install drain pipe.
  6. Spread drainage gravel (1 in. - 2 in. [3cm-6cm] clean gravel) to a minimum depth of 3 in. (8cm). Fill drainage trench.
  7. Install timbers or an alternate containment system above or below grade. Provide for an access ramp up to play surface if above ground (max 7-8%) or down to if play surface is below grade that complies with ASTM F1487 Section 10.
  8. As described in Step 4, place an additional layer of DURALINER® on top of the drainage gravel.
  9. Spread WOODCARPET® to a minimum depth of 8 in. after compaction for play equipment under 4 ft. high and to a minimum depth of 12 in. after compaction for play equipment over 4 ft. high. Natural compaction (approx. 1/3) will occur in 2 - 6 weeks. WOODCARPET® must be compacted to be accessible. Mechanically compacting WOOD-CARPET® requires approximately 15% more WOODCARPET® than natural compaction. Exercise caution to prevent damaging the DURALINER® and drain materials. Do not operate equipment directly on the DURALINER®.
  - \*10. Install a WOODCARPET® Mat (PVC or Foam) in each kick-out area. When installing a wear mat on top of WOODCARPET®, dig a channel around the mat edge down to the base of the WOODCARPET® and slope mat edges down into the channel. If anchoring the mat, install anchors and nylon cable ties to attach the mat to the anchors. Refill the channel with WOODCARPET®. Foam mats must use anchor system with system 1. Anchoring is optional for PVC mats.
  11. Inspect the playground and verify that playground equipment use zones, clearances, and reach ranges comply with ASTM F1487 sections 8, 9, and 10, and with CAN/CSA-Z614 sections 14 and 15.
  12. Rake WOODCARPET® level a second time two weeks after installation is finished and as needed thereafter.
- \*Installation of wear mats under all swings and other high-use areas is required in the state of California.



**H. Notes:**

1. Inadequate drainage voids the WOODCARPET® conditional limited warranty and hastens decomposition.
2. For immediate accessibility, install WOODCARPET® in 6 in. maximum layers. Rake level, wet, and mechanically compact each layer twice with a flat surface compactor. Change direction 90 degrees on second compaction.
3. Periodic maintenance should include removing debris, raking and topping off by performing steps 9 and 11. See also WOODCARPET® maintenance recommendations.

**I. Products**

1. Engineered Wood Fiber Playground Surfacing: WOODCARPET®
  - a. Composition:

(1) Premium Woodcarpet contains 100% pre-consumer recovered wood.

(2) Recycled Woodcarpet may contain up to 100% post-consumer recovered wood.

b. Dimensions: Randomly sized wood fibers.

c. Sieve Analysis, ASTM F2075-04: Meets criteria.

d. Hazardous metal, ASTM F2075-04: Meets criteria.

e. Tramp metal, ASTM F2075-04: Meets criteria.

f. Impact, ASTM F1292-04: 8 inches meets criteria up to 8 ft. fall height and 12 inches meets criteria up to 12 ft. fall height.

g. Accessibility, ASTM F1951: Meets criteria.

h. Resistance to Flammability, 16 FR Part 1630 Standard for Surface. Flammability of Carpets and Rugs (FFI-70), Modified Procedure. Not Oven Dried: Meets Criteria.

i. Flammability, 16 CFR 1500.44, Federal Hazardous Substances Act Title 16, Chapter II, Subchapter C for Rigid and Pliable Solids: Did not ignite.

j. IPEMA Certification: 8"/8ft., 12"/12ft. Fall protection. F1292-04 Tramp metals, Sieve analysis, Heavy Metals. F2075-04

2. Fabric: DURALINER®

a. Composition: Non-woven, needle-punched, UV-treated, polypropylene or polyester fabric.

b. Recycled content: 0%.

c. Size: 5 to 6 feet wide x 250 feet long.

d. Weight, ASTM D3776: Min. 3.69 ounces per square yard.

e. Thickness, ASTM D5199: min. 55 mils.

f. Grab Tensile Strength, ASTM D4632: min. 90 pounds.

g. Mullen Burst Strength, ASTM D3786: min. 132 pounds.

h. Puncture Resistance, ASTM D4833: min. 60 pounds.

i. Trapezoid Tearing Strength, ASTM D4533: min. 40 pounds.

j. Permittivity, ASTM D4491: min. 1.9 sec-1.

k. Flow Rate, ASTM D4491: min. 145 gallons per minute per sq.ft

l. Permeability, ASTM D4491: min. 0.24 centimeters per second.

**I. Products-cont.**

3. Playground Surfacing Wear Mat: WOODCARPET® PVC MAT

a. Composition: Polyvinylchloride (PVC).

b. Recycled Content: 60 % Preconsumer recovered pvc.

c. Drain Holes: 3/8 inch diameter holes, one per 10 square inches.

d. Size: 42 in. x 42 in. [slide exit], 42 in. x 78 in. [swing], 78 in. x 78 in. [tire swing, vertical spinner], 78 in. x 90 in. [swing bay], 156 in. OD x 73.5 in. ID [merry go round, supernova], 67.5 in. OD [supernova].

e. Weight: 3.0 pounds per square foot.

f. Thickness: 3/4 inches.

g. Impact, ASTM F1292: Over 11.25 inches of Woodcarpet, meets criteria up to 12 feet.

h. IPEMA Certification: Over 11.25 inches of Woodcarpet, rated to 12 feet.

4. Playground Surfacing Wear Mat: WOODCARPET® FOAM MAT.

a. Composition: Closed-cell, cross-linked, polyethylene foam.

b. Recycled content: 100% pre-consumer recovered foam.

c. Top surface: Covered with layer of heavy duty vinyl.

d. Drain holes: 3/8 diameter holes, one per square foot.

e. Size: 44 in. x 44 in. [slide exit], 44 in. x 74 in. [swing]

f. Finished size: 32in.x32in. [slide exit], 32inx62in. [swing]

g. Weight: 1" thick= 1.5 pounds per square foot.


h. Thickness: 1 & 2 inches. (2" to be discontinued)

i. Impact, ASTM F1292: 1 in. thick mat meets criteria up to 4 feet.

j. IPEMA Certification: 1" thick mat over 11" of Woodcarpet rated to 12ft. fall protection.

# GEOTEX® NONWOVEN GEOTEXTILES

GEOTEX  
FABRIK



Made from the highest quality polypropylene fibers, our Geotex® nonwoven geotextiles are needlepunched to form a strong fabric that retains its dimensional stability, adding years to the life of any roadway, railroad, landfill or civil/environmental engineering project. Used in subsurface drainage, separation, stabilization, erosion control and cushioning applications, our geotextiles are resistant to ultraviolet (UV) degradation and to biological and chemical environments normally found in soils.

## FEATURES & BENEFITS

- ▶ Mass per unit areas range from 3 to 17 oz/yd<sup>2</sup> (100 to 575 g/m<sup>2</sup>) to guarantee an available product for every application (heavier products may be available by special order)
- ▶ Superior chemical resistance in even the most aggressive environmental applications
- ▶ Staple fibers needlepunched together to form a sturdy fabric capable of withstanding construction installation stresses
- ▶ Contains additives for maximum UV resistance
- ▶ Produced at some of the largest, state-of-the-art production facilities to assure uniform product quality

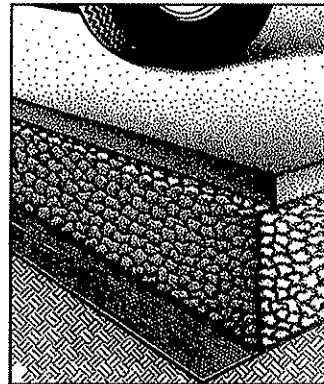
**Outperforms and is more cost effective than conventional methods, including:**

- ▶ Thicker aggregate layers
- ▶ Undercutting and removal
- ▶ Chemical stabilization
- ▶ Graded, granulated filters

## GEOTEX® NONWOVEN GEOTEXTILES PRODUCT FAMILY TABLE

| CIVIL       | ENVIRONMENTAL |
|-------------|---------------|
| GEOTEX® 311 | GEOTEX® 651   |
| GEOTEX 357  | GEOTEX 861    |
| GEOTEX 401  | GEOTEX 1071   |
| GEOTEX 451  | GEOTEX 1291   |
| GEOTEX 501  | GEOTEX 1701   |
| GEOTEX 601  |               |
| GEOTEX 701  |               |
| GEOTEX 801  |               |
| GEOTEX 1001 |               |
| GEOTEX 1071 |               |
| GEOTEX 1201 |               |
| GEOTEX 1601 |               |


You can plan and implement road designs that will lower the cost and extend the life of your pavement—and our Roadways And Civil Engineering (R.A.C.E.) software can help. Download it today at [geotextile.com](http://geotextile.com).




Geotex® nonwoven geotextiles can be deployed directly on a soft, saturated subgrade.



Wrapping a subsurface drainage system with a Geotex® nonwoven geotextile will improve roadway life.



Robust Geotex® nonwovens stabilize subgrades and prevent the fouling of ballast beneath railway track.



Geotex® heavyweight nonwoven geotextiles allow the construction of landfill drainage layers without fear of liner damage.

## LTC. Little Tikes Commercial. Product Warranty Statement.

### **Full One-Year Warranty**

PlayPower LT Farmington, Inc., (PPLT) warrants that if any product components fail due to defects in materials or workmanship, within one year from date of delivery, PPLT will repair or replace such defective components by providing free of charge replacement part(s) to the site. PPLT will not be responsible for the cost of labor for the removal of nor the cost of labor for the installation of repaired or replacement part(s). In addition, the following limited warranties apply from date of delivery for the following PPLT products and components:

### **Limited 100-Year Warranty**

On all KidBuilders<sup>a</sup> aluminum posts and steel clamps, under normal use and proper maintenance, against structural failure due to corrosion or deterioration from exposure to weather caused by defects in materials and workmanship.

### **Limited 100-Year Warranty**

On KidBuilders<sup>a</sup>, SkyBuilders<sup>a</sup>, PlayBuilders<sup>a</sup> and MaxPlay<sup>a</sup> steel posts and stainless steel hardware, under normal use and proper maintenance, against structural failure due to corrosion or deterioration from exposure to weather caused by defects in materials and workmanship.

### **Limited 50-Year Warranty**

On the performance of Landsoft<sup>a</sup> Rubber Mulch safety surfacing.

### **Limited 15-Year Warranty**

On KidBuilders<sup>a</sup>, SkyBuilders<sup>a</sup>, PlayBuilders<sup>a</sup> and MaxPlay<sup>a</sup> main structures under normal use and proper maintenance against structural failure due to corrosion or deterioration from exposure to weather caused by defects in materials and workmanship. This warranty includes only the vinyl clad decks, rails, loops and rungs that comprise the main structure.

### **Limited 15-Year Warranty**

On all KidBuilders<sup>a</sup>, SkyBuilders<sup>a</sup>, PlayBuilders<sup>a</sup> and MaxPlay<sup>a</sup> polyethylene slides, enclosures, and plastic components under normal use and proper maintenance against structural failure caused by defects in materials and workmanship.

### **Limited 10-Year Warranty**

On all ShadeBuilders<sup>a</sup> steel frames under normal use and proper maintenance against failure due to corrosion, deterioration or faulty workmanship.

### **Limited 10-Year Warranty**

On Landsoft<sup>a</sup> Rubber Mulch color steadfastness.

### **Limited 8-Year Warranty**

On the performance and appearance of Landsoft<sup>a</sup> Synthetic Turf safety surfacing. Please contact your local representative for more information.

### **Limited 5-Year Warranty**

On all ShadeBuilders<sup>a</sup> fabric due to rot, UV deterioration (shades of red are limited to 3 years) or defective workmanship.

### **Limited 3-Year Warranty**

On all Playground Sculptures and PlayCenter polyethylene slides, enclosures, main structure, decks, and plastic components against failure caused by defects in materials and workmanship.

### **Limited 3-Year Warranty**

On KidTiles<sup>a</sup>, KidTimbers<sup>a</sup>, Border Panels, RockTimbers<sup>a</sup> and all KidRiders<sup>a</sup> products (excluding spring assemblies) against structural failure due to defects in materials and workmanship.

PLEASE NOTE. The above mentioned warranties do not include any cosmetic issues, e.g., scratches, dents, marring, fading of colors and discoloration of wood due to weathering, and are valid only if the products are installed in conformity with the layout plan and/or installation instructions furnished by PPLT; have been maintained and inspected in accordance with PPLT's instructions; have not been subjected to misuse, negligence or accident; have not been subjected to addition or substitution of parts; and have not been modified, altered or repaired by persons other than PPLT or PPLT's designees. Labor and damage resulting from vandalism, abnormal use, incorrect installation, or lack of maintenance are not covered by this warranty. Except as specifically stated herein, all warranties, express or implied, including but not limited to any implied warranty of MERCHANTABILITY or fitness for a particular purpose are hereby EXCLUDED. This warranty excludes any liability other than expressly stated including but not limited to any incidental or consequential damages.

### **Additional PPLT Policies**

For information on warranty claim procedures, contact the nearest PPLT location (see back cover) or write to: Play Power LT Farmington, Inc., P.O. Box 897, Farmington, Missouri 63640.

### **Pricing**

Prices are subject to change without notice. All orders are subject to approval by Play Power LT Farmington, Inc.'s, general office. Prices are F.O.B. Farmington, Missouri, (excluding Canada - F.O.B. Kitchener, Ontario) and do not include freight.

### **Specifications**

Product specifications in this catalog were correct at the time of publication. However, Play Power LT Farmington, Inc., has a history and policy of continuous product development and improvement and therefore reserves the right to improve, alter or discontinue specifications without notice.

### **Loss or Damage on Transit**

A signed bill of lading is our receipt from a carrier that our shipment to you was complete and in good condition. Before you sign, please check this bill of lading carefully when the shipment reaches you to make sure there are no damages or shortages. Once the shipment leaves our plant, we are no longer responsible for any damage, loss or shortage.

### **Cancellations and Returns**

Cancellations will be accepted upon written notification at our offices. Returns will be accepted only when freight charges are prepaid and we have expressly authorized the return. Parts not included are custom parts, as well as used or damaged parts. There will be a restocking fee for all returned orders and on cancelled orders.

### **Replacement Parts**

For park and playground replacement parts, contact the nearest PPLT location ( See current catalogue and see back cover).

## KID BUILDERS™ SPECIFICATIONS

REC AREA

**Plastic Caps** shall fit snugly into 127 mm (5") and 33 mm (1.315") tube ends and shall be injection molded Low Density Polyethylene. This plastic shall be stabilized against ultraviolet (UV) degradation and shall have color molded in. All caps will be installed at the factory and 127 mm (5") caps will be secured with aluminum hammer drive pins.

**Aluminum Caps** shall fit snugly into 127 mm (5") tube ends and shall be Cast Aluminum. Aluminum Caps shall have a baked-on electrostatically applied polyester dry powder coating. All caps will be installed at the factory and will be secured with aluminum hammer drive pins.

**Paint** shall be an electrostatically applied polyester dry powder coating which shall be cured at temperatures between 400 and 500 degrees Fahrenheit. The polyester powder shall comply with ASTM standards: D-522 (Flexibility Mandrel Test), D-2794 (Impact Resistance Test), B-117 (Salt Spray Resistance Test), D-2247 (Humidity Resistance Test), D822 (Weatherability Test), D3363 (Pencil Hardness Test), D2454 (Overbake Resistance Test) and D3359B (Adhesion Crosshatching Test). Epoxy or Hybrid paints are not acceptable due to poor weatherability characteristics.

**Rotationally Molded Plastic Parts** shall be molded from linear low density polyethylene with ultraviolet (UV) light stabilizers, anti-static guard and color molded in. This material shall comply with ASTM-D-790 (Flex Modulus), ASTM -D-638 (Tensile Strength), ASTM-D-648 (Heat Distortion Temperature) and ARM-STD (Low Temperature Impact).

**Textured Poly-Vinyl-Chloride** coating shall be an average of 3 mm (.118") thick. Poly-vinyl-chloride coating shall be oven cured and textured for added traction when wet or dry.

**Hardware:** Bolts, Nuts, Screws, Threaded Spacers, Washers and Other Hardware used in the assembly of components shall be metric stainless steel and tamper resistant. All necessary hardware shall be provided.

**Deck Clamp** assemblies shall consist of two steel half-clamps. Clamp profiles shall be designed to eliminate protrusions. Clamps shall be die formed from 12 gauge draw quality steel. Clamps shall have a 6 mm (.25") radius rib formed in the top and bottom of the clamp for structural integrity. The clamp attachment bracket shall be formed from 11 gauge sheet steel and shall be welded securely to the clamp half. All clamp halves shall be zinc plated, yellow dichromate coated and phosphate coated before being TGIC polyester powder coated. Tamper-resistant fasteners shall be used to retain clamps and shall consist of M10 six lobe socket head stainless steel cap screws and M10 slab-base Tee nuts. All clamps shall be provided with aluminum hammer drive pins to protect against slippage.

**Rail Clamp** assemblies shall consist of two steel half-clamps. Clamp profiles shall be designed to eliminate protrusions. Clamps shall be die formed from 12 gauge draw quality steel. Clamps shall have a minimum 6 mm (.25") radius rib formed in the top and bottom of the clamp for structural integrity. All clamp halves shall be zinc plated, yellow dichromate coated and phosphate coated before being TGIC polyester powder coated. Tamper-resistant fasteners shall be used to retain clamps and shall consist of M10 six lobe socket head stainless steel cap screws and M10 slab-base Tee nuts. All clamps shall be provided with aluminum hammer drive pins to protect against slippage.

**Wing Clamp** assemblies shall consist of two steel half-clamps. Clamp profiles shall be designed to eliminate protrusions. Clamps shall be die formed from 12 gauge draw quality steel. Clamps shall have a 6 mm (.25") radius rib formed in the top and bottom of the clamp for structural integrity. The clamp wing bracket shall be formed from 7 gauge sheet steel and shall be welded securely to the clamp half. All clamp halves shall be zinc plated, yellow dichromate coated and phosphate coated before being TGIC polyester powder coated. Tamper-resistant fasteners shall be used to retain clamps and shall consist of M10 six lobe socket head stainless steel cap screws and M10 slab-base Tee nuts. All clamps shall be provided with aluminum hammer drive pins to protect against slippage.

**Colored Kick Plates and Deck to Deck Activity Plates** shall be fabricated from 13 gauge (2.3 mm) pre-galvanized sheet steel. After fabrication, deck to deck plates shall have a baked-on electrostatically applied polyester dry powder coating. 8", 12" and 16" plates shall have fun faces laser cut into them. 24", 28" and 32" plates shall have grooves cut into them with optional slider "Parachute/shapes" fabricated from CNC Routed high density polyethylene sheet.

**Galvanized Steel Posts** shall be 127 mm (5") O.D., 11 gauge pre-galvanized round tubing. Minimum tensile strength shall be 380MPa (55,000psi). Minimum yield point shall be 345MPa (50,000psi). The bottom portion of all upright posts shall be crimped slightly to enhance retention in concrete footings. Plastic caps shall fit into the uncrimped end of the 127 mm (5") tube. After fabrication, all posts shall have a baked-on electrostatically applied polyester dry powder coating.

**Aluminum Posts** shall be 127 mm (5") O.D., 3 mm (.118") extruded round tubing. The type of aluminum shall be 6061-T6 or 6062-T6. Minimum tensile strength shall be 275MPa (39,000psi). Minimum yield point shall be 255MPa (36,500psi). The components shall be cleaned in a six bath system prior to painting. The bottom portion of all upright posts shall be crimped slightly to enhance retention in concrete footings. Plastic caps shall fit into the uncrimped end of the 127 mm (5") tube. After fabrication, all posts shall have a baked-on electrostatically applied polyester dry powder coating.

**Square Vinyl Clad Metal Decks** shall cover a minimum of 1.46 square meters (2,275 square inches) of top surface area, be a one-piece construction and be designed to maintain a full 1.2 m (48") on center post spacing. Metal decks shall be fabricated from 13 gauge hot rolled steel which shall be punched, formed and reinforced with welded in place 11 gauge strips. Decks shall have a pattern of equally spaced holes on each edge to provide flush mounting of play events that attach to the deck. This hole pattern shall allow multiple decks to be assembled at the same level providing a surface without size limitations. This assembly shall be dipped in a textured poly-vinyl-chloride coating.

**Triangular Vinyl Clad Metal Decks** shall be fabricated from 13 gauge hot rolled steel which shall be punched, formed and reinforced with welded in place 11 gauge strips. Each triangular deck shall cover a minimum of 0.63 square meters (985 square inches) of top surface area, be a one-piece construction and be designed to maintain a full 1.2 m (48") on center post spacing. Decks shall have a pattern of equally spaced holes on each edge to provide flush mounting of play events that attach to the deck. This hole pattern shall allow multiple decks at the same level to be assembled providing a surface without size limitations. This assembly shall be dipped in a textured poly-vinyl-chloride coating.

**Kid Builders™ to MaxPlay Triangular Vinyl Clad Metal Decks** shall be fabricated from 13 gauge hot rolled steel which shall be punched, formed and reinforced with welded in place 11 gauge strips. Each triangular deck shall cover a minimum of 0.55 square meters (852 square inches) of top surface area, and be a one-piece construction. It shall be designed to maintain a full 1.2 m (48") on center post spacing on two deck edges and 1.05 m (41.3") on the third edge. Decks shall have a pattern of holes on each edge to provide flush mounting of play events that attach to the deck. This hole pattern shall allow multiple decks at the same level to be assembled providing a surface without size limitations. This assembly shall be dipped in a textured poly-vinyl-chloride coating.

**Half-Hex Vinyl Clad Metal Decks** shall be one piece and cover a minimum of 1.89 square meters (2,955 square inches) of top surface area. Metal decks shall be fabricated from 13 gauge hot rolled steel which shall be punched, formed and reinforced with welded in place 11 gauge strips. Decks shall have a pattern of equally spaced holes on each edge to provide flush mounting of play events that attach to the deck. This hole pattern shall allow multiple decks at the same level to be assembled providing a surface without size limitations. This assembly shall be dipped in a textured poly-vinyl-chloride coating.

**Full-Hex Vinyl Clad Metal Decks** shall cover a minimum of 3.78 square meters (5,900 square inches) of top surface area and be designed to maintain a full 1.2 m (48") on center post spacing. Construction shall consist of two half-hex shaped decks assembled together during installation. Metal decks shall be fabricated from 13 gauge hot rolled steel which shall be punched, formed and reinforced with welded in place 11 gauge strips. Decks shall have a pattern of equally spaced holes on each edge to provide flush mounting of play events that attach to the deck. This hole pattern shall allow multiple decks at the same level to be assembled providing a surface without size limitations. This assembly shall be dipped in a textured poly-vinyl-chloride coating.

**Balcony Vinyl Clad Metal Decks** shall cover a minimum of .365 square meters (567 square inches) of top surface area and be designed to maintain a full 1.2 m (48") on center post spacing. Construction shall consist of one semi circle shaped deck. Metal decks shall be fabricated from 13 gauge hot rolled steel, which shall be punched, formed and reinforced with welded in place 11 gauge strips. Deck shall have a pattern of equally spaced holes on one edge to provide flush mounting to the deck. This assembly shall be dipped in a textured poly-vinyl-chloride coating. Balcony Rails provide full enclosure and shall be fabricated from 33 mm (1.315") O.D. pre-galvanized steel tubing. Rails shall have a baked-on electrostatically applied polyester dry powder coating.

**Accessible Balcony Vinyl Clad Metal Decks with Steering Wheel** shall cover a minimum of .365 square meters (567 square inches) of top surface area and be designed to maintain a full 1.2 m (48") on center post spacing. Construction shall consist of one semi circle shaped deck. Metal decks shall be fabricated from 13 gauge hot rolled steel, which shall be punched, formed and reinforced with welded in place 11 gauge strips. Deck shall have a pattern of equally spaced holes on one edge to provide flush mounting to the deck. This assembly shall be dipped in a textured poly-vinyl-chloride coating. Balcony Rails provide full enclosure and shall be fabricated from 33 mm (1.315") O.D. pre-galvanized steel tubing. Two horizontal rails shall be fabricated from 33 mm (1.315") O.D. pre-galvanized steel tubing, with a steel plate welded between to attach the Aluminum Steering Wheel. Rails shall have a baked-on electrostatically applied polyester dry powder coating. The Aluminum Steering Wheel shall be cast in Tenzaloy, a high strength, self-aging aluminum alloy of the aluminum-zinc-magnesium type. This alloy shall comply to ASTM standards: B179-73, B26-72, B108-73, and Federal Specifications: QQ-A-371f, QQ-A-601d, and QQ-A-596e. Steering wheel shall mount to a 33 mm (1.315") O.D. pre-galvanized tube. After fabrication, all these components shall have a baked-on electrostatically applied polyester dry powder coating.

**Vinyl Clad Step Deck** planks shall cover a minimum of 0.4 square meters (624 square inches) of top surface area per step and be designed to maintain a full 1.2 m (48") on center spacing. Metal step decks shall be fabricated from punched sheet steel and shall have 64 mm (2.5") formed sides. This assembly shall be dipped in textured poly-vinyl-chloride. Step deck shall mount using two 33 mm (1.315") handrails which shall have a baked-on electrostatically applied polyester dry powder coating.

**Vinyl Clad Rest Deck** shall cover a minimum of 2.5 meters (3,872 square inches) of top surface area, be a two-piece construction of a 1/2 deck and a trapezoid deck and be designed to maintain a full 1.2 m (48") on center post spacing. Metal decks shall be fabricated from 13 gauge hot rolled steel which shall be punched, formed and reinforced with welded in place 11 gauge strips. Decks shall have a pattern of equally spaced holes on each edge to provide flush mounting of play events that attach to the deck. This hole pattern shall allow multiple decks to be assembled at the same level providing a surface without size limitations. This assembly shall be dipped in a textured poly-vinyl-chloride coating.

**Vinyl Clad Half Deck** shall cover a minimum of .73 square meters (1,138 square inches) of top surface area and be a one-piece construction. Metal decks shall be fabricated from 13 gauge hot rolled steel which shall be punched, formed and reinforced with welded in place 11 gauge strips. Decks shall have a pattern of equally spaced holes on each edge to provide flush mounting of play events that attach to the deck. This hole pattern shall allow multiple decks to be assembled at the same level providing a surface without size limitations. This assembly shall be dipped in a textured poly-vinyl-chloride coating.

**Vinyl Clad Trapezoid Deck** shall cover a minimum of 1.8 meters (2,720 square inches) of top surface area, be a one-piece construction and be designed to maintain a full 1.2 m (48") on center post spacing. Metal decks shall be fabricated from 13 gauge hot rolled steel which shall be punched formed, and reinforced with welded in place 11 gauge strips. Decks shall have a pattern of equally spaced holes on each edge to provide flush mounting of play events that attach to the deck. This hole pattern shall allow multiple decks to be assembled at the same level providing a surface without size limitations. This assembly shall be dipped in a textured poly-vinyl-chloride coating.

**1.2m (48") and 915 mm (36") Transfer Station** shall consist of two triangular decks, a three step assembly for the 1.2 m (48") and two step assembly for the 915 mm (36") and handrails. Each triangular deck shall be fabricated from 11 gauge sheet steel, covering .37 square meters (575 square inches) and have three 25 x 152 mm (1" x 6") hand slots incorporated into the deck surface for aid in user transition. The step assemblies provide access from the transfer decks to a 1.2 m (48") deck height or 915 mm (36") deck height. Each step shall have a tread depth of 406 mm (16") and a tread width of 953 mm (37.5"), with each rise 203 mm (8") or less. Each step assembly shall have an all welded construction from 11 gauge sheet steel. Each step assembly and Transfer Deck shall be dipped in a textured poly-vinyl-chloride coating. Transfer Station handrails shall be fabricated from 33 mm (1.315") O.D., pre-galvanized, 14 gauge tubing. Transfer Station loops shall be fabricated from 42.2 mm (1.66") O.D., pre-galvanized, 11 gauge tubing. All welded handrail assemblies shall have a baked-on electrostatically applied polyester dry powder coating.

**Transfer Station Safety Rails** shall be fabricated from 33 mm (1.315") pre-galvanized steel tubing. Safety rails shall provide an enclosure and shall have no gaps greater than 80 mm (3.15") and less than 254 mm (10"), especially between vertical rungs and posts. The vertical rungs of safety rails shall be semi-flattened prior to welding to the horizontal top and bottom bar and shall be welded continuously around the entire perimeter. Safety rails shall have a baked-on electrostatically applied polyester dry powder coating.

**Inter-Deck Step** shall be completely fabricated from 11 gauge steel. The step surface shall measure 203 mm (8") deep by a minimum of 406 mm (16") wide, with rises limited to 203mm (8"). The complete assembly shall be coated in a textured poly-vinyl-chloride coating after fabrication. Hand loops shall be made from 33 mm (1.315") diameter pre-galvanized tubing and shall have a baked-on electrostatically applied polyester dry powder coating.

**Deck to Deck Steps** shall consist of welded tread, riser and stringer sections fabricated from 13 gauge hot rolled steel. This assembly shall be dipped in a textured poly-vinyl-chloride coating. Handrails shall be fabricated from 33 mm (1.315") O.D. pre-galvanized tubing with a baked-on electrostatically applied polyester dry powder coating.

**2.4 m (8') Vinyl Clad Metal Ramps** shall be a minimum of 915 mm (36") wide. Metal Ramps shall be fabricated from punched sheet steel with 76 mm (3") formed sides. Ramp assembly shall be dipped in textured poly-vinyl-chloride.

**1.8 m (6') Ramp** shall be a minimum of 915 mm (36") wide. Metal ramps shall be fabricated from punched sheet steel with 76 mm (3") formed sides. Ramp assembly shall be dipped in textured poly-vinyl-chloride.

**Ramp Double Rails** shall be fabricated from 42.2 mm (1.66") O.D. pre-galvanized steel tubing. Rails shall have a baked-on electrostatically applied polyester dry powder coating.

**Ramp Safety Rails** shall be fabricated from 33 mm (1.315") pre-galvanized steel tubing. Safety rails shall provide an enclosure and shall have no gaps greater than 80 mm (3.15") and less than 254 mm (10"), especially between vertical rungs and posts. The vertical rungs of safety rails shall be semi-flattened prior to welding to the horizontal top and bottom bar and shall be welded continuously around the entire perimeter. Safety rails shall have a baked-on electrostatically applied polyester dry powder coating.

**Ramp Guard Rails** shall be fabricated from 33 mm (1.315") pre-galvanized steel tubing. Guard rails shall have a baked-on electrostatically applied polyester dry powder coating.

**2.4 m (8') Vinyl Clad Accessible Bridges** shall be a minimum of 915 mm (36") wide. Metal ramps shall be fabricated from 11 gauge punched sheet steel with 76 mm (3") formed sides. Bridge assemblies shall be dipped in textured poly-vinyl-chloride coating.

**Accessible Bridge Safety Rails** shall be fabricated from 33 mm (1.315") pre-galvanized steel tubing. Safety rails shall provide an enclosure, and shall have no gaps greater than 76 mm (3") and less than 254 mm (10"), especially between vertical rungs and posts. The vertical rungs of safety rails shall be flattened prior to welding to the horizontal top and bottom bar and shall be welded continuously around the entire perimeter. Safety Rails shall have a baked-on electrostatically applied polyester dry powder coating.

**1.2 m (4') and 2.4 m (8') Arch Bridge** shall be a minimum of 915 mm (36") wide. Arch Bridge shall be fabricated from precision punched 13 gauge steel with 76 mm (3") formed sides. Bridge assemblies shall be dipped in a textured poly-vinyl-chloride coating.

**Arch Bridge Safety Rails** vertical rungs shall be fabricated from 25 mm (1") pre-galvanized steel tubing. The horizontal rails shall be fabricated from 33 mm (1.315") pre-galvanized steel tubing. Safety rails shall provide an enclosure, and shall have no gaps greater than 80 mm (3.15") and less than 254 mm (10"), especially between vertical rungs and posts. Safety rails shall have a baked-on electrostatically applied polyester dry powder coating.

**Arch Bridge Guard Rails** shall be fabricated from 33 mm (1.315") pre-galvanized steel tubing. Guard rails shall have a baked-on electrostatically applied polyester dry powder coating.

**90 Degree and "S" Bridge with Safety Rails** shall be a minimum of 915 mm (36") wide. Bridges shall be fabricated from laser cut 11 gauge steel with 76 mm (3") formed sides. Bridge assemblies shall be dipped in a textured poly-vinyl-chloride coating. Safety Rails vertical rungs shall be fabricated from 25 mm (1") pre-galvanized steel tubing. The horizontal rails shall be fabricated from 33 mm (1.315") pre-galvanized steel tubing. Safety rails shall provide an enclosure, and shall have no gaps greater than 80 mm (3.15") and less than 254 mm (10"), especially between vertical rungs and posts. Safety rails shall have a baked-on electrostatically applied polyester dry powder coating.

**2.4 m (8') and 3.66 m (12') Vinyl Clad Clatter (Suspension) Bridge (U.S. Patent #5,118,099)** planks shall be pre-assembled at factory for ease of installation. Clatter Bridge planks shall be fabricated from one piece of 11 gauge punched and formed hot rolled sheet steel. The clatter bridge plank shall be dipped in textured poly-vinyl-chloride and oven-cured. Assembly of planks shall be such that no open gaps occur between planks. Plank to plank joints shall be pinch proof to the user. No cables or chains shall be used in the assembly of the planks. Clatter bridges shall have a dual rail side enclosure fabricated from 33 mm (1.315") pre-galvanized steel tubing, curved to match the curve of the bridge, to provide user stability at a consistent height along the bridge and shall have a baked-on electrostatically applied polyester dry powder coating.

**Cat Walk** shall be manufactured from 3 mm (11 gauge) sheet steel with 3 mm (11 gauge) steel sides and end supports. Cat Walk shall be dipped in a textured poly-vinyl-chloride and oven cured to a durable finish. Cat Walk shall have a dual rail side enclosure. Top and bottom rails shall be fabricated from 42.2 mm (1.625") O.D. pre-galvanized steel tubing with vertical rails welded to the top and bottom rail. Vertical rails shall be fabricated from 25 mm (1") O.D. pre-galvanized steel tubing. End sections shall be fabricated from 33 mm (1.315") O.D. pre-galvanized steel tubing, with 3 mm (11 gauge) sheet steel end plates. After assembly side enclosures and end sections shall have a baked-on electrostatically applied polyester dry powder coating.

**Cargo Bridge** net shall be fabricated from rope consisting of six nylon wrapped steel cables twisted around a nylon core. Each perpendicular joint shall be rigidly secured. Cargo bridge shall be mounted using a 60 mm (2.375") x 11 gauge pre-galvanized steel frame.

**Burmese Bridge** shall be designed to work between posts on 3.7 m (12') centers. All chains shall be pre-galvanized, the vertical chains shall be dipped in a poly-vinyl-chloride coating. Handrails shall be fabricated from 60 mm (2.375") pre-galvanized steel tubing and shall have a baked-on electrostatically applied polyester dry powder coating.

**Stainless Steel Single Wide Slide** bedway shall be 476 mm (18.75") wide single piece 16 gauge 304 stainless steel. 11 gauge steel brackets shall reinforce the entrance and exit of the slide. Side rails shall be 32 mm (1.25") wide x 105 mm (4.125") high 11 gauge "D" style aluminum, closed by cast aluminum end caps permanently riveted in place. Slide end support shall be fabricated from 38 mm (1.5") square tubing. Enclosure shall be fabricated from 33 mm (1.315") O.D., galvanized steel tubing. All steel tubing shall have a baked-on electrostatically applied polyester dry powder coating. A mini transition deck shall be fabricated from 13 gauge sheet steel and vinyl dipped.

**Stainless Steel Double Wide Slide** bedway shall be 755 mm (29.7") wide single piece 16 gauge 304 stainless steel. 11 gauge steel brackets shall reinforce the entrance and exit of the slide. Side rails shall be 32 mm (1.25") wide x 105 mm (4.125") high 11 gauge "D" style aluminum, closed by cast aluminum end caps permanently riveted in place. Single rail shall be fabricated from 33 mm (1.315") O.D. galvanized tubing. Slide end support shall be fabricated from 38 mm (1.5") square tubing. All steel tubing shall have a baked-on electrostatically applied polyester dry powder coating.



**360° Stainless Steel Spiral Slide** shall consist of formed 16 gauge 304 stainless steel sections. Sections shall be welded to 152 mm (6") stainless steel tubing. An extruded aluminum edge trim shall be attached with pop rivets. The enclosure frame shall be fabricated from 33 mm (1.315") pre-galvanized steel tubing. Slide enclosures shall have no gaps greater than 76 mm (3") and less than 254 mm (10"), especially between vertical rungs and posts. The vertical rungs shall be fabricated from 25 mm (1") pre-galvanized steel tubing. After fabrication the entire assembly shall have a baked-on electrostatically applied polyester dry powder coating. Slide transition decks shall be fabricated from punched sheet steel and shall cover a minimum of 1.25 square meters (1,932 square inches) of top surface. This assembly shall be dipped in a textured poly-vinyl-chloride coating.

**Stainless Steel Elbow Slide** shall consist of formed 16 gauge 304 stainless steel sections. Sections shall be welded to 152 mm (6") pre-galvanized steel tubing. An extruded aluminum edge trim shall be attached with pop rivets. The enclosure frame shall be fabricated from 33 mm (1.315") pre-galvanized steel tubing. Slide enclosures shall have no gaps greater than 76 mm (3") and less than 254 mm (10"), especially between vertical rungs and posts. The vertical rungs shall be fabricated from 25 mm (1") pre-galvanized steel tubing. After fabrication the entire assembly shall have a baked-on electrostatically applied polyester dry powder coating. Slide transition decks shall be fabricated from punched sheet steel and shall cover a minimum of 1.25 square meters (1,932 square inches) of top surface. This assembly shall be dipped in a textured poly-vinyl-chloride coating.

**Half Pipe Sectional Slides with Hoods** shall be comprised of sections rotationally molded from linear low density polyethylene. The slide enclosure shall also be rotationally molded from linear low density polyethylene. The end support and mid supports shall be fabricated from 48.3 mm (1.9") O.D. pre-galvanized tubing, 2.3 mm (13 gauge) and 3.0 mm (11 gauge) pre-galvanized sheet steel. The supports shall have a baked-on electrostatically applied polyester dry powder coating.

**Triple Wide Slide** shall be rotationally molded from linear low density polyethylene with ultraviolet (U.V.) light stabilizers, anti-static guard and color molded in. Triple wide slide sides shall be 203 mm (8") high from the slide surface. Slide surface shall have ridges for auditory and tactile sensation with finger maze and hand print gauge molded in underside. Triple wide slide shall be a one piece design with two dividers having no seams joints or gaps.

**Wave Slide with Hood** shall be rotationally molded from linear low density polyethylene. Top of the slide hood shall be at least 965 mm (38") above the deck surface. The connection between the slide and the slide hood shall prohibit string entanglement. Plastic slide side rails shall be a minimum of 203 mm (8") high from the slide surface and slide bedway shall be designed with a 406 mm (16") minimum width. Plastic slides shall have the manufacturer's trademark applied to identify the source of the product. Slide bed shall be one-piece with no seams or joints. Slide end support shall be fabricated from 38 mm (1.5") square tubing and shall have a baked-on electrostatically applied polyester dry powder coating. Mid support shall be fabricated from 42.2 mm (1.66") O.D. tubing and shall have a baked-on electrostatically applied polyester dry powder coating.

**Double Wide Slide with Hood** shall be rotationally molded from linear low density polyethylene. Plastic double wide slide sides shall be 203 mm (8") high from the slide surface and slide bedway shall be designed with a 406 mm (16") minimum width. Double wide slide shall be a one-piece design with a center divider having no seams, joints or gaps. Plastic slides shall have the manufacturer's trademark applied to identify the source of the product. Slide end support shall be fabricated from 38 mm (1.5") square tubing and shall have a baked-on electrostatically applied polyester dry powder coating. Mid support shall be fabricated from 42.2 mm (1.66") O.D. tubing. All steel tubing shall have a baked-on electrostatically applied polyester dry powder coating.

**360° Spiral Slide (U.S. Patent #D335,517) with Hood** shall be two piece with a seamless bedway, rotationally molded from linear low density polyethylene. Slide side rails shall be a minimum of 355 mm (14") high from the slide surface. Center post shall be 89 mm (3.5") pre-galvanized tubing. Slide bed and enclosure shall conform to United States CPSC guidelines for spiral slides. Spiral slide shall provide a full 360° of rotation. Slide transition decks shall be fabricated from punched sheet steel and shall cover a minimum of 0.7 square meters (1,080 square inches) of top surface. This assembly shall be dipped in textured poly-vinyl-chloride coating. Slide enclosures shall be fabricated from 33 mm (1.315") O.D. pre-galvanized steel tubing and shall have a baked-on electrostatically applied polyester dry powder coating. Slide enclosures shall have no gaps greater than 76 mm (3") and less than 254 mm (10"), especially between vertical rungs and posts.

**Duraglide™ Spiral Slide** shall have an injection molded sectional bedway with a 519 mm (20.4") high side wall. Slide entry area shall be enclosed by 1016 mm (40") panels.

**KB Infinity Stainless Steel Spiral Slide** shall consist of formed 16 gauge 304 stainless steel sections. Sections shall be welded to 152 mm (6") diameter 11 gauge stainless steel tubing. An extruded aluminum edge trim shall be attached with pop rivets. The enclosure frame shall be fabricated from 33 mm (1.315") pre-galvanized steel tubing. Slide enclosures shall have no gaps greater than 76 mm (3") and less than 254 mm (10"), especially between vertical rungs and posts. The vertical rungs shall be fabricated from 25 mm (1") pre-galvanized steel tubing. After fabrication the entire assembly shall have a

baked-on electrostatically applied polyester dry powder coating. Slide transition decks shall be fabricated from punched sheet steel and shall cover a minimum of 1.25 square meters (1,932 square inches) of top surface. This assembly shall be dipped in a textured poly-vinyl-chloride coating.

**Elbow Slides with Hood** shall be rotationally molded from linear low density polyethylene. Slide side rails shall be a minimum of 229 mm (9") high from the slide surface. Slide enclosure shall be fabricated from 33 mm (1.315") O.D. tubing. Slide end support shall be fabricated from 38 mm (1.5") square tubing. All steel tubing shall have a baked-on electrostatically applied polyester dry powder coating.

**Tunnel Slides** shall be configured to approximately a 762 mm (30") internal diameter cross section. Tunnel panels shall have the manufacturer's trademark applied to identify the source of the product. Tunnel slides shall be assembled using an overlap joint on section connections and shall not have any internal hardware. Tunnels, elbows and panels shall be rotationally molded from linear low density polyethylene. Tunnel slide end supports shall be fabricated from 38 mm (1.5") square, pre-galvanized steel tubing and mid supports shall be fabricated from 42.2 mm (1.66") O.D. pre-galvanized steel tubing. Both supports shall have a baked-on electrostatically applied polyester dry powder coating.

**Bannister Rails** shall be fabricated from 60 mm (2.375") O.D. pre-galvanized steel tube. All components shall have a baked-on electrostatically applied polyester dry powder coating.

**Sliding Poles** shall be fabricated from 42.2 mm (1.66") O.D. pre-galvanized steel pipe. After fabrication all components shall have a baked-on electrostatically applied polyester dry powder coating. The top support brace shall be fabricated from 33 mm (1.315") O.D. pre-galvanized steel pipe.

**Leg Lift Loop** shall be fabricated from 33 mm (1.315") O.D., pregalvanized steel tube. Leg Lift Loop shall attach to the post using a steel clamp assembly. Clamp profiles shall be designed to eliminate protrusions. Clamps shall be die formed from 12 gauge draw quality steel. Clamps shall have a minimum 6 mm (.25") radius rib formed in the top and bottom of the clamp for structural integrity. All clamp halves shall be zinc plated, yellow dichromate coated and phosphate coated before being TGIC polyester powder coated. Tamper-resistant fasteners shall be used to retain clamps and shall consist of M10 six lobe socket head stainless steel cap screws and M10 slab-base Tee nuts. All clamps shall be provided with aluminum hammer drive pins to protect against slippage.

**Cliff Climb** shall be rotationally molded from linear low density polyethylene. The Cliff Climb shall have the appearance of a rock face with foot and hand holds molded in for scaling. The rear of the Cliff Climb shall house a mirror fabricated from Type 430, 16 gauge, No 2 bright annealed stainless steel.

**Tikes Peak Climber/Blocks** shall be rotationally molded from linear low density polyethylene. Footing supports are fabricated from pre-galvanized 48 mm (1.875") and 25 mm (1") diameter steel tubing welded with 11 gauge pre-galvanized steel. The supports shall have a baked-on electrostatically applied polyester dry powder coating. Assembly hardware is stainless steel.

**KB Infinity Climber Ground to Deck** shall be rotationally molded from linear low density polyethylene. Footing supports are fabricated from pre-galvanized 42.2 mm (1.660") diameter steel tubing welded with 11 gauge pre-galvanized sheet steel. The enclosure shall be fabricated from 42.2 mm (1.66") O.D. and 33.4 mm (1.315") O.D. pre-galvanized steel tubing and from 11 gauge pre-galvanized sheet steel. The supports and enclosure shall have a baked-on electrostatically applied polyester dry powder coating. Assembly hardware is stainless steel.

**Tikes Peak Square Deck Add-on Wedges** shall be rotationally molded from linear low density polyethylene. Assembly hardware is stainless steel.

**Tikes Peak Gecko/Snake Panels** shall be rotationally molded from linear low density polyethylene. The panel to deck attachment bracket shall be fabricated from 11 gauge pre-galvanized sheet steel. The brackets shall have a baked-on electrostatically applied polyester dry powder coating. Assembly hardware is stainless steel.

**Tikes Peak Climber with Safety Loops** shall be rotationally molded from linear low density polyethylene. Footing supports are fabricated from pre-galvanized 48 mm (1.875") and 25 mm (1") diameter steel tubing welded with 11 gauge pre-galvanized steel. The supports shall have a baked-on electrostatically applied polyester dry powder coating. Assembly hardware is stainless steel. Safety Loops shall be fabricated from 33 mm (1.315") O.D. galvanized steel tubing with vertical rungs fabricated from 25 mm (1") O.D. pre-galvanized steel tubing. After fabrication all loop components shall have a baked-on electrostatically applied polyester dry powder coating.

**Tikes Peak Roof (with/without Snow or Lava Cap)** shall be rotationally molded from linear low density polyethylene. Assembly hardware is stainless steel.

**Vinyl Clad Bumpy Climber** shall be a one piece all welded assembly coated with a textured poly-vinyl-chloride coating. The Bumpy Climber assembly shall be fabricated from punched 11 gauge hot rolled sheet steel. The climbing surface of the assembly shall have approximately an 86 mm (3.3") radius on each step, and a 203 mm (8") rise between steps on a 45

degree angle. The Bumpy Climber assembly shall attach to the deck edge with stainless steel hardware and shall be supported by 33 mm (1.315") O.D. x 13 gauge pre-galvanized posts at the bottom riser. Hand supports and deck enclosure frame shall be fabricated from 33 mm (1.315") x 11 gauge pre-galvanized steel tubing. Vertical rungs within deck enclosures shall be fabricated from a minimum of 25 mm (1") O.D. x 14 gauge pre-galvanized steel tubing. Hand supports and enclosures shall have a baked-on electrostatically applied polyester dry powder coating.

**Fan Climbers** shall be designed to incorporate a one-piece, all welded construction with rungs welded to siderails. The siderails shall be fabricated from 42.2 mm (1.66") O.D. pre-galvanized steel tubing and shall be arched with a center to center spacing of 496 mm (19.5"). The rungs shall be fabricated from 33.4 mm (1.315") O.D. pre-galvanized steel tubing and shall have a "U" shape design. Fan Climbers mount directly to safety enclosures on a deck. After fabrication all parts shall have a baked-on electrostatically applied polyester dry powder coating.

**Rocky Rambler** shall be molded from linear low density polyethylene. The center support post shall be fabricated from 47 mm (1.875") O.D. pre-galvanized steel tubing. Handrails shall be fabricated from 33 mm (1.315") O.D. pre-galvanized steel tubing. Center support post and handrails shall have a baked-on electrostatically applied polyester dry powder coating. Deck enclosures shall be rotationally molded from linear low density polyethylene.

**Rock Challenge Wall** shall be constructed with linear low density polyethylene sheets. The hand grips shall be a molded resin/concrete mixture.

**The (80") Rock Challenge Wall (2032mm)** shall be constructed of high density polyethylene sheets. The hand grips shall be molded from a plastic resin. The steel supports are fabricated from pre-galvanized 33 mm (1.315") diameter steel tubing welded with 11 gauge pre-galvanized steel brackets. The supports shall have a baked-on electrostatically applied polyester dry powder coating. Assembly hardware is stainless steel.

**Rung Ladder** shall be designed to incorporate a one-piece, welded construction to aid installation. Rung ladder side rails shall consist of 33 mm (1.315") O.D. pre-galvanized steel tubing. Rungs shall be fabricated for 25 mm (1") O.D. pre-galvanized steel tubing. Brackets shall be fabricated from 7 gauge pre-galvanized steel. Rung ladder shall have a baked-on electrostatically applied polyester dry powder coating. Available with hand loops or safety loops.

**Ladder Panels** shall be fabricated from 11 gauge sheet steel. Foot openings shall be 76 mm (3") high x 429 mm (16.875") wide and evenly spaced. Treads shall be 32mm (1.25") deep. The complete ladder assembly shall be dipped in a textured poly-vinyl-chloride coating. Available with hand hold loops or safety loops.

**Vinyl Clad Stairs and Step Ladders** shall be a one piece all welded assembly coated with a textured poly-vinyl-chloride coating. The stair/step assembly shall be fabricated from punched 13 gauge hot rolled sheet steel. The stair/step assembly shall attach to the deck edge with stainless steel hardware and shall be supported by 33 mm (1.315") O.D. x 13 gauge pre-galvanized posts at the bottom riser. Handrails and deck enclosure frame shall be fabricated from 33 mm (1.315") x 11 gauge pre-galvanized steel tubing. Vertical rungs within handrails and deck enclosures shall be fabricated from a minimum of 25 mm (1") O.D. x 14 gauge pre-galvanized steel tubing. Handrails and enclosures shall have a baked-on electrostatically applied polyester dry powder coating.

**Deck-to-Deck Panel** shall be fabricated from 11 gauge sheet steel and shall be dipped in a textured poly-vinyl-chloride coating. Loops shall be fabricated from 33 mm (1.315") O.D. pre-galvanized steel with vertical rungs fabricated from 25 mm (1") pre-galvanized steel tubing. After fabrication all loop components shall have a baked-on electrostatically applied polyester dry powder coating. Deck-to-Deck panels shall have pre-punched holes for mounting.

**Curved Climbing Wall** net shall be fabricated from rope consisting of six nylon wrapped steel cables twisted around a nylon core. Each perpendicular joint shall be rigidly secured. Curved Climbing Wall shall be mounted on 60 mm (2.375") galvanized steel tubing at top, bottom and sides and shall have a baked-on electrostatically applied polyester dry powder coating.

**Pommel Climber** shall be fabricated from 33 mm (1.315") x 14 gauge pre-galvanized steel tubing. Brackets shall be fabricated from 4.554 (.179") mild steel. Pommels shall be fabricated from E.P.D.M. 50 duro black rubber with a steel insert molded inside, rendering them slashproof. After fabrication all galvanized steel parts shall have a baked-on electrostatically applied polyester dry powder coating.

**Arched Chain Climber** shall be designed to incorporate a one-piece, all welded frame. The siderails shall be arched and have a center to center spacing of 722 mm (28.437"). The siderails shall be fabricated from 42.2 mm (1.66") O.D. pre-galvanized steel tubing. Chain shall be 4/0 steel with a textured poly-vinyl-chloride coating, oven cured to a durable finish. Loops shall be fabricated from 33 mm (1.315") O.D. pre-galvanized steel tubing. After fabrication all parts except for the chain shall have a baked-on electrostatically applied polyester dry powder coating. Available with hand hold loops or safety loops. **Chain Net Climber** chain shall be 4/0 steel with a textured poly-vinyl-chloride coating. Available with hand loops or safety loops.

**Inverted Arch Climbers** shall be designed to incorporate a one-piece, all welded construction with rungs welded to siderails. The siderails shall be fabricated from 42.2 mm (1.66") O.D. pre-galvanized steel tubing, be arched and have a center to center spacing of 722 mm (28.437"). The rungs shall be fabricated from 33 mm (1.315") O.D. pre-galvanized steel tubing and shall have a "U" shape design. Available with hand hold loops or safety loops. After fabrication all parts shall have a baked-on electrostatically applied polyester dry powder coating.

**Arch Climbers** shall be designed to incorporate a one-piece, all-welded construction with rungs evenly spaced, center to center and welded to siderails. The siderails shall have a center spacing of 711 mm (28"). The siderails shall be fabricated from 42.2 mm (1.66") O.D. pre-galvanized steel tubing. The rungs shall be fabricated from 33 mm (1.315") O.D. pre-galvanized steel tubing. Available with hand hold loops or safety loops. After fabrication all parts shall have a baked-on electrostatically applied polyester dry powder coating.

**Curly Climbers** shall be of a design which will not allow children to climb into the interior of the coil. Curly Climber coils shall be fabricated from 33 mm (1.315") O.D. pre-galvanized steel tubing. The center support post shall be fabricated out of 42.2 mm (1.66") O.D. pre-galvanized steel tubing. Enclosure shall be fabricated from 33 mm (1.315") O.D. pre-galvanized steel tubing. Curly Climbers shall be an all welded construction and shall have a baked-on electrostatically applied polyester dry powder coating.

**Snake Pole** shall be fabricated from 33 mm (1.315") O.D. pre-galvanized steel tubing. The center support post shall be fabricated out of 42.2 mm (1.66") O.D. pre-galvanized steel tubing. The snake pole shall be an all welded construction. Enclosure shall be fabricated from 33 mm (1.315") O.D. pre-galvanized steel tubing. After fabrication all parts shall have a baked-on electrostatically applied polyester dry powder coating.

**Stone Climber** pods shall be rotationally molded linear low density polyethylene mounted on 60 mm (2.375") O.D. pre-galvanized support posts. Side rails shall be fabricated out of 42.2 mm (1.66") O.D. pre-galvanized steel tubing. After fabrication all steel parts shall have a baked-on electrostatically applied polyester dry powder coating.

**Side Step Climber** shall be fabricated from 33 mm (1.315") O.D. pre-galvanized steel tubing. The Side Step Climber shall be an all welded construction. Enclosures shall be fabricated from 33 mm (1.315") O.D. pre-galvanized steel tubing. After fabrication all parts shall have a baked-on electrostatically applied polyester dry powder coating.

**Loop Climber** shall be fabricated from 33 mm (1.315") O.D. pre-galvanized steel tubing. The center support posts shall be fabricated out of 42.2 mm (1.66") O.D. pre-galvanized steel tubing. The loop climber shall be an all welded construction. Enclosure shall be fabricated from 33 mm (1.315") O.D. pre-galvanized steel tubing. After fabrication all parts shall have a baked-on electrostatically applied polyester dry powder coating.

**Climbing Net** shall be fabricated from rope consisting of six urethane coated nylon wrapped steel cables twisted around a nylon core. Each perpendicular joint shall be rigidly secured. Climbing Net shall be secured with a stainless steel eyenut to the deck edge and a stainless steel cleavis at the bottom. Available with hand hold loops or safety loops.

**2.4 m (8') Fun Wheels** shall have rectangular loops welded to a center support beam fabricated from 60 mm (2.375") O.D. pre-galvanized steel tubing. Loops shall be fabricated from 33 mm (1.315") O.D. pre-galvanized steel tubing. A single spinning wheel shall be attached with a 32 mm (1.25") diameter stainless steel hex bolt, positioned between two bearings. The wheel is fabricated from 33 mm (1.315") O.D. pre-galvanized steel tubing and 42 mm (1.625") O.D. steel tubing. After fabrication all parts shall have an electrostatically applied polyester dry powder coating.

**3.7 m (12') Fun Wheels** shall have triangular loops welded to a center support beam fabricated from 73 mm (2.875") O.D. pre-galvanized steel tubing. Loops shall be fabricated from 33 mm (1.315") O.D. pre-galvanized steel tubing. Three (3) spinning wheels shall be attached with 32 mm (1.25") diameter stainless steel hex bolts, each positioned between two bearings. The wheels are fabricated from 33 mm (1.315") O.D. pre-galvanized steel tubing and 42 mm (1.625") O.D. steel tubing. After fabrication all parts shall have an electrostatically applied polyester dry powder coating.

**90 Degree Fun Wheels** shall have triangular loops welded to a center support beam fabricated from 73 mm (2.875") O.D. pre-galvanized steel tubing. Loops shall be fabricated from 33 mm (1.315") O.D. pre-galvanized steel tubing. Two (2) spinning wheels shall be attached with 32 mm (1.25") diameter stainless steel hex bolts, each positioned between two bearings. The wheels are fabricated from 33 mm (1.315") O.D. pre-galvanized steel tubing and 42 mm (1.625") O.D. steel tubing. After fabrication all parts shall have an electrostatically applied polyester dry powder coating.

**Straight Challenge Ladder** shall be designed to incorporate a one-piece, welded construction to ease installation. The challenge ladder shall be designed to work between posts on 1.2 m (48") centers for the width and on 3.7 m (12') and 2.4 m (8') centers for the length. The challenge ladder rungs shall be fabricated from 33 mm (1.315") O.D. pre-galvanized steel tubing. The side rails shall be fabricated from 60 mm (2.375") O.D. pre-galvanized steel tubing. After fabrication all parts shall have a baked-on electrostatically applied polyester dry powder coating.

**Wavy Challenge Ladder** shall have rungs welded to siderails. The wavy challenge ladder shall be designed to work between posts on 1.2 m (48") centers for the width and on 2.4 m (8') centers for the length. The side rails shall be fabricated from 60 mm (2.375") O.D. pre-galvanized steel tubing. The rungs shall be fabricated from 33 mm (1.315") O.D. pre-

galvanized steel tubing. The wavy challenge ladder shall have a baked-on electrostatically applied polyester dry powder coating.

**Bowed Challenge Ladder** shall have rungs welded to siderails. The bowed challenge ladder shall be designed to work between posts on 1.2 m (48") centers for the width and on 2.4 m (8') and 3.7 m (12') centers for the length. The side rails shall be fabricated from 60 mm (2.375") O.D. pre-galvanized steel tubing. The rungs shall be fabricated from 33 mm (1.315") O.D. pre-galvanized steel tubing. The bowed challenge ladder shall have a baked-on electrostatically applied polyester dry powder coating.

**Circle Overhead** shall have teardrop shaped hand rungs welded to a single circular monorail. The Circle Overhead shall be designed with a 270 degree arc to return to the take off platform. The center beam and support legs shall be fabricated from 48.3 mm (1.9") O.D. pre-galvanized steel tubing. The teardrop shaped rungs shall be fabricated from 33 mm (1.315") O.D. pre-galvanized steel tubing. The Circular Overhead shall have a baked-on electrostatically applied polyester dry powder coating.

**"S" Overheads Right and Left** shall have teardrop shaped hand rungs welded to a single arc monorail. The "S" Overhead Right shall be designed with a right arc from the take off platform, midway the arc turns left. The "S" Overhead Left shall be designed with a left arc from the take off platform, midway the arc turn right. The center beam and support legs shall be fabricated from 48.3 mm (1.9") O.D. pre-galvanized steel tubing. The teardrop shaped rungs shall be fabricated from 33 mm (1.315") O.D. pre-galvanized steel tubing. The "S" Overheads shall have a baked-on electrostatically applied polyester dry powder coating.

**"Z" Overheads Right and Left** shall have teardrop shaped hand rungs welded to a single arc monorail. The "Z" Overhead Right shall be designed with a 90° right turn from the take off platform, midway the arc turns 90° left to a second platform. The "Z" Overhead Left shall be designed with a 90° left turn from the take off platform, midway the arc turns 90° right to a second platform. The center beam and support legs shall be fabricated from 48.3 mm (1.9") O.D. pre-galvanized steel tubing. The teardrop shaped rungs shall be fabricated from 33 mm (1.315") O.D. pre-galvanized steel tubing. The "Z" Overheads shall have a baked-on electrostatically applied polyester dry powder coating.

**"C" Overhead** shall have teardrop shaped hand rungs welded to a single arc monorail. The "C" Overhead shall be designed with a 90° turn from the take off platform, midway the arc turns an additional 90° to a second platform. The center beam and support legs shall be fabricated from 48.3 mm (1.9") O.D. pre-galvanized steel tubing. The teardrop shaped rungs shall be fabricated from 33 mm (1.315") O.D. pre-galvanized steel tubing. The "C" Overheads shall have a baked-on electrostatically applied polyester dry powder coating.

**Extended "S", "C", and "Z" Overheads** are identical to the standard "S", "C" and "Z" overheads with the addition of a straight section in the middle of the monorail. The added section shall have teardrop shaped hand rungs welded to a single straight monorail. The center beam and support legs shall be fabricated from 48.3 mm (1.9") O.D. pre-galvanized steel tubing. The teardrop shaped rungs shall be fabricated from 33 mm (1.315") O.D. pre-galvanized steel tubing. The Extended Overheads shall have a baked-on electrostatically applied polyester dry powder coating.

**360 Degree Overheads** shall consist of a continuous hand grasping component fabricated from 33 mm (1.315") O.D. pre-galvanized steel tubing suspended from a second circular support component fabricated from 48.3 mm (1.9") O.D. pre-galvanized steel tubing. The system shall consist of a center support and perimeter support legs which shall be fabricated from 48.3 mm (1.9") O.D. pre-galvanized steel tubing. 360 Degree Overheads shall have a baked-on electrostatically applied polyester dry powder coating. Advanced 360 Degree Overhead systems can be used in conjunction with Circle, "S", "C", and "Z" overhead components.

**In-Line Straight Overheads** shall consist of a continuous hand grasping component fabricated from 33 mm (1.315") O.D. pre-galvanized steel tubing suspended from a monorail support component fabricated from 48.3 mm (1.9") O.D. pre-galvanized steel tubing. The system shall be used in conjunction with support legs which shall be fabricated from 48.3 mm (1.9") O.D. pre-galvanized steel tubing. In-Line Straight Overheads shall have a baked-on electrostatically applied polyester dry powder coating. In-Line Straight Overhead systems can be used in conjunction with Circle and "C" overhead components.

**Trapeze Challenge Ladder** rungs shall be fabricated from 25 mm (1") O.D. pre-galvanized steel tube and shall be mounted to the main side rails via stainless steel spherical bearings. The side rails shall be fabricated from 60 mm (2.375") O.D. pre-galvanized steel tubing. The trapeze challenge ladder shall be designed to work between posts on 1.2 m (48") centers for the width and on 3.7 m (12') centers for the length. The trapeze challenge ladder shall have a baked-on electrostatically applied polyester dry powder coating.

**Ring Challenge** shall consist of a 60 mm (2.375") O.D. pre-galvanized steel beam and shall have ring coils fabricated from 33 mm (1.315") O.D. pre-galvanized steel tubing. Ring challenge shall be an all welded construction and shall have a baked-on electrostatically applied polyester dry powder coating.

**Loop Challenge** shall have loops welded to a center support beam fabricated from 60 mm (2.375") O.D. pre-galvanized steel tubing. Loops shall be fabricated from 33 mm (1.315") O.D. pre-galvanized steel tubing welded to the center support beam. After fabrication all parts shall have an electrostatically applied polyester dry powder coating.

**Snake Challenge** shall have a main support beam fabricated from 60 mm (2.375") O.D. pre-galvanized steel tubing. Challenge rung shall be fabricated from 25 mm (1") O.D. pre-galvanized steel tubing welded underneath the main support beam. After fabrication all parts shall have an electrostatically applied polyester dry powder coating.

**Ring Trek and Double Ring Trek** shall consist of a 60 mm (2.375") O.D. pre-galvanized steel beam and shall have steel ring hangers welded in place to ease installation and reduce maintenance. Oil impregnated bronze bushings shall be pressed into ring hangers, after they have a baked-on electrostatically applied polyester dry powder coating. Ring trek handles shall be cast in tenzloy, a high strength, self-aging aluminum alloy of the aluminum-zinc-magnesium type. This alloy shall comply to ASTM standards B179-73, B26-72, B108-73, and Federal Specifications: QQ-A-371f, QQ-A-601d, and QQ-A-596e.

**3.66 m (12') and 6.09 m (20') Straight Track Ride** shall be designed to incorporate a one-piece aluminum (6061-T6 alloy) extruded beam to ease installation and reduce maintenance. The beam shall be designed to work between 3.7 m (12') and 6.1 m (20') post centers respectively. Rubber stops shall be provided at each end of the track. Track ride cross beams shall be fabricated from 60 mm (2.375") O.D. pre-galvanized steel tubing. The roller assembly shall consist of four load supporting wheels with sealed ball bearings and two lateral supporting wheels to insure that the roller assembly does not rub the sides of the beam. Track ride handle shall be fabricated from 25 mm (1") O.D. pre-galvanized steel tubing. After fabrication, the steel components shall have a baked-on electrostatically applied polyester dry powder coating.

**Parallel Bars** do not need additional posts for installation. Parallel bars shall be fabricated from 60 mm (2.375") O.D. pre-galvanized steel tubing and have a finished length of 3.0 m (10'). After fabrication all parts shall have a baked-on electrostatically applied polyester dry powder coating.

**Log Roll** shall be rotationally molded from linear low density polyethylene with nylon bearings. The log roll posts shall be fabricated out of 127 mm (5") O.D. pre-galvanized steel tubing. Rails shall be fabricated from 33 mm (1.315") O.D. pre-galvanized steel tubing. After fabrication all galvanized steel parts shall have a baked-on electrostatically applied polyester dry powder coating.

**3.7 m (12') Balance Chains** shall be designed to work between posts on 3.7 m (12') centers. Chain shall be 4/0 steel with a poly-vinyl-chloride coating, oven cured to a durable finish.

**Floating Stones** shall have a main support beam fabricated from 73 mm (2.875") O.D. 6 gauge pre-galvanized steel tubing. Hanging supports for the floating stones shall be 33 mm (1.315") O.D. pre-galvanized steel tubing and shall be tethered to a steel footing rail with 4/0 galvanized chain. Floating stones shall be rotationally molded linear low density polyethylene.

**Stepping Stones** shall be rotationally molded linear low density polyethylene mounted on 60 mm (2.375") O.D. pre-galvanized support posts.

**4.9 m (16') Snake Balance Beam** shall be fabricated from 51 x 102 mm (2" x 4") steel pipe. Balance beam ends shall have a plate welded over each end to eliminate sharp edges. Snake balance beams shall be designed to need no post for installation. All parts shall have a baked-on electrostatically applied polyester dry powder coating.

**Straight Crawl Tunnel** shall be designed to work between 1.2 m (48") post centers. Crawl tunnels shall have an approximate internal diameter of 762 mm (30"). Crawl tunnel mounting panel shall have the manufacturer's trademark applied to identify the source of the product. Tunnel and panel shall be rotationally molded from linear low density polyethylene.

**90° Elbow, Extended 90° Elbow and "S" Crawl Tunnel** shall have an approximate internal diameter area of 762 mm (30"). Crawl tunnel mounting panel shall have the manufacturer's trademark applied to identify the source of the product. Elbow, extension and panel shall be rotationally molded from linear low density polyethylene.

**Criss Cross, Arch and Incline Crawl Tunnels** shall consist of 35 degree sections and have an approximate internal diameter area of 762 mm (30"). Crawl tunnel mounting panels shall have the manufacturer's trademark applied to identify the source of the product. Tunnel sections and panels shall be rotationally molded from linear low density polyethylene.

**Telescope** shall be rotationally molded from linear low density polyethylene. The Telescope shall have a non-magnifying light refracting type lens. The large end of the Telescope shall be enclosed with an impact resistant polycarbonate material and shall be optically clear. The upper assembly shall be fabricated from 4.5 mm (7gauge) pre-galvanized sheet steel. After fabrication all steel components shall have a baked-on electrostatically applied polyester dry powder coating. The Telescope shall rotate 360 degrees around the post and have an elevation change of approximately 25 degrees.

**Aluminum Steering Wheel** shall be cast in Tenzloy, a high strength, self-aging aluminum alloy of the aluminum-zinc-magnesium type. This alloy shall comply to ASTM standards: B179-73, B26-72, B108-73, and Federal Specifications: QQ-A-371f, QQ-A-601d, and QQ-A-596e. Steering wheel shall mount to a 33 mm (1.315") O.D. pre-galvanized tube. After fabrication, all these components shall have a baked-on electrostatically applied polyester dry powder coating.

**Plastic Steering Wheel** shall be rotationally molded from linear low density polyethylene. Steering Wheels shall mount to a 25 mm (1") O.D. pre-galvanized steel tube.

**Balcony Deck** shall provide enclosure, and shall have no gaps greater than 76 mm (3") or less than 254 mm (10"), especially between vertical rungs and posts. Balcony frames shall be fabricated from 33 mm (1.315") O.D. galvanized steel tube. The vertical rungs of the balcony deck shall be fabricated from 33 mm (1.315") O.D. pre-galvanized tubing and shall be welded continuously around the entire perimeter. After fabrication, safety rails shall have a baked-on electrostatically applied polyester dry powder coating. The metal deck shall be fabricated from 11 gauge hot rolled steel which shall be punched formed and reinforced with welded in place 76 mm (3") x 11 gauge strips. This assembly shall be dipped in a textured poly-vinyl-chloride coating

**Castle Panels, Frontier Village Panels and Ship Panels, Ship Bow Panel (U.S. Patent #D-374,054), Ship Sail, Captain's Wheel, Palm Tree and Bamboo** theme panels and components shall be rotationally molded from linear low density polyethylene. The molded in graphics on the ship's bow shall not be raised above the surface of the panel.

**Fire Truck Ladder Rails** horizontal bars shall be fabricated from 33 mm (1.315") and vertical bars from 25 mm (1") pre-galvanized steel tubing. Rails shall provide an enclosure, and shall have no gaps greater than 76 mm (3") and less than 254 mm (10"), especially between vertical rungs and posts. The welds shall be continuous around the entire perimeter. Ladder rails shall have a baked-on electrostatically applied polyester dry powder coating.

**Fire Truck Toolbox Panels** shall be rotationally molded from linear low density polyethylene. The optional molded in graphics shall not be raised above the surface of the panel.

**Fire Truck Fender Panels** shall be rotationally molded from linear low density polyethylene.

**Fire Truck Tire Panels** shall be rotationally molded from linear low density polyethylene. They shall have aesthetic hardware covering inserts fabricated from Aluminum Tread Plate. Assembly hardware is stainless steel.

**Fire Truck Pumper Panels** shall be rotationally molded from linear low density polyethylene. They shall have aesthetic hardware covering inserts fabricated from Aluminum Tread Plate. Assembly hardware is stainless steel. Pumper Panel Bell option is fabricated from High Density polyethylene and assembled into the panel.

**Fire Truck Cab Panels** (includes Cab left, Cab right and Roof with Lightbar) shall be rotationally molded from linear low density polyethylene. Pre-galvanized 48 mm (1.875) diameter steel tubes are used to reinforce the joints between the panels. The steel tubes shall have a baked-on electrostatically applied polyester dry powder coating.

**Fire Truck Bumper/Steering Panels** shall be rotationally molded from linear low density polyethylene. The grill in the steering panel shall be fabricated from high density polyethylene. Assembly hardware is stainless steel.

**Dinosaur Counting Panel, Alphabet Panel and Finger Maze Panel** shall be fabricated from tri color compression molded polyethylene with incised graphics to trace shapes. Panels shall be mounted in a rotationally molded linear low density polyethylene panel.

**Routed Play Panels** shall be fabricated from high density polyethylene with graphics routed in. Panels shall be mounted in a rotationally molded linear low density polyethylene panel.

**Sign Panels** shall provide enclosure and be non-climbable. The plastic panel shall have the manufacturer's trademark molded in to identify the source of the product. Sign panel shall be rotationally molded from linear low density polyethylene. The molded in graphics shall not be raised above the surface of the panel.

**Graphics Panels** shall provide enclosure and be non-climbable. The plastic panel shall have the manufacturer's trademark applied to identify the source of the product. Graphics panels shall be rotationally molded from linear low density polyethylene. The molded in graphics shall not be raised above the surface of the panel.

**Fire Safety Panel** shall be fabricated from tri color compression molded polyethylene with incised graphics to trace shapes. Panels shall be mounted in a rotationally molded linear low density polyethylene panel.

**Bubble Mirror Panel** shall consist of two 3 mm (.125") metalized bubbles with a non-removable filler of bubble wrap packaging material inside to prevent compression of bubbles. The mirror shall be attached to a rotationally molded linear low density polyethylene panel to provide enclosure. The panel shall have the manufacturer's trademark applied to identify the source of the product.

**Mirror Panel** mirror shall be fabricated from Type 430, 16 gauge, No. 2 bright annealed stainless steel. The mirror shall be attached to a rotationally molded linear low density polyethylene panel to provide enclosure. The plastic panel shall have the manufacturer's trademark applied to identify the source of the product.

**Bubble Panel** shall be fabricated from 6 mm (.25") thick, an extremely tough, impact resistant polycarbonate material and shall be optically clear. The bubble panel shall be attached to a rotationally molded from linear low density polyethylene panel to provide enclosure. The plastic panel shall have the manufacturer's trademark applied to identify the source of the product.

**Window Panel** shall be fabricated from 6 mm (.25") thick, an extremely tough, impact resistant polycarbonate material and shall be optically clear. The window panel shall be attached to a rotationally molded from linear low density polyethylene panel to provide enclosure. The plastic panel shall have the manufacturer's trademark applied to identify the source of the product.

**Gear Panel** shall be rotationally molded from linear low density polyethylene. Two Lexan sheets contain a set of gears and a crank that shall be rotationally molded from linear low density polyethylene. The plastic panel shall have the manufacturer's trademark applied to identify the source of the product.

**Seven Station Play Factory** shall be rotationally molded from linear low density polyethylene. Textured patterns, hand matching game and finger tracing maze shall be molded in. Two windows contain a set of gears that shall be rotationally molded from linear low density polyethylene. The periscope has polished stainless steel mirrors. Talk tube mouth pieces are stainless steel.

**Activity Panels, Tic-Tac-Toe, Spelling, Math and Animal**, shall consist of a cylinder assembly and enclosure panel. Cylinders shall have vertical support bars which shall be fabricated from 25 mm (1") O.D., pre-galvanized steel tubing. Panel and cylinders shall be rotationally molded from linear low density polyethylene. The molded-in graphics shall not be raised above the surface of the plastic. Panel mounting brackets shall be fabricated from 7 gauge, pre-galvanized sheet steel, and dichromate washed. After fabrication, all steel components shall have a baked-on electrostatically applied polyester dry powder coating.

**Abacus Panel** shall be rotationally molded from linear low density polyethylene. Spheres shall be fabricated from polyethylene with ultraviolet (UV) light stabilizers and color pigment molded in. Each of the polyethylene spheres shall be 70 mm (2.75") in diameter and be molded in red and yellow. Horizontal rails shall be fabricated from 25 mm (1") x 13 gauge pre-galvanized steel tubing.

**Double Sided Routed Play Panels** shall be fabricated from high density polyethylene with graphics routed in. Panels shall be mounted in a rotationally molded linear low density polyethylene panel

**Fire Safety Panel** shall be fabricated from tri color compression molded polyethylene with incised graphics to trace shapes. Panels shall be mounted in a rotationally molded linear low density polyethylene panel.

**Infinity Loop Climber:** climbers shall be rotationally molded from linear low density polyethylene. Footing supports are fabricated from pre-galvanized 42.2 mm (1.660") diameter steel tubing welded with 11 gauge pre-galvanized sheet steel. The center post shall be fabricated from 88.9mm (3.5") O.D. 11 ga pre-galvanized steel tubing with 11 gauge pre-galvanized sheet steel tabs. The supports and center post shall have a baked-on electrostatically applied polyester dry powder coating. Assembly hardware is stainless steel.

**Friendship Globe** shall be rotationally molded from linear low density polyethylene with ultraviolet (UV) stabilizers, raised continents and graphics molded in. Globe shall be mounted on 16 gauge 60 mm (2.375") pre-galvanized steel tubing and shall have a baked-on electrostatically applied polyester dry powder coating.

**Kid Builders™ Panels, Lions Head Crawl Tunnel (U.S. Patent D-381056), Seat, Counter (U.S. Patent D-391615), Adjustable Counter and Door Panel** shall be rotationally molded from linear low density polyethylene. The molded in graphics shall not be raised above the surface of the panel.

**Safety Panels** shall have the manufacturer's trademark applied to identify the source of the product. The panel shall be rotationally molded from linear low density polyethylene.

**Safety Rails** shall be fabricated from a combination of 33.4 mm (1.312") O.D. pre-galvanized steel tubing and 25.4 mm (1") O.D. pre-galvanized steel tubing. Side plates shall be fabricated from 3 mm (11 gauge) sheet steel. After assembly, panel shall have a baked-on electrostatically applied polyester dry powder coating.

**Steel Crawl Panel** shall consist of a fabricated from 33.4 mm (1.312") O.D. pre-galvanized steel tubing holding a panel fabricated from 3.0 mm (11 gauge) sheet steel. A ring fabricated of 33.4 mm (1.312") O.D. pre-galvanized steel tubing will line the hole in the sheet steel panel. After assembly, panel shall have a baked-on electrostatically applied polyester dry powder coating

**Steel Crawl Tunnel** shall consist of two panels fabricated from 33.4 mm (1.312") O.D. pre-galvanized steel tubing and 3.0 mm (11 gauge) sheet steel. A ring fabricated from 33.4 mm (1.312") O.D. pre-galvanized steel tubing will line the hole in the sheet steel panel. A panel shall be attached to each end of a tunnel constructed of punched and rolled 2.3 mm (13 gauge) sheet steel. After fabrication each piece shall have a baked-on electrostatically applied polyester dry powder coating, and assembled prior to shipment.

**Steel Valance Panels** shall be fabricated from pre-galvanized, punched 11 gauge sheet steel welded to pre-galvanized 33 mm (1.315") steel tubing. Steel store front shall consist of two components: a counter and top section which can be used together to simulate a general store, lemonade stand, ticket booth or used independently. After fabrication the components shall have a baked-on electrostatically applied polyester dry powder coating.



**Steel Laser Cut Panels** shall be fabricated from 33.4 mm (1.312") O.D. pre-galvanized steel tubing. Laser Cut panel & side plates shall be fabricated from 2.3 mm (13 gauge) sheet steel. After assembly, panel shall have a baked-on electrostatically applied polyester dry powder coating.

**Steel Mirror Panel** shall consist of a frame fabricated from 33.4 mm (1.312") O.D. pre-galvanized steel tubing holding a panel fabricated from 3.0 mm (11 gauge) sheet steel. A flange of 3.0 mm (11 gauge) steel mounts a mirror fabricated from 1.6 mm (16 gauge) stainless steel. Side plates shall be 3.0 mm (11 gauge) sheet steel. Prior to assembly, panel and flange shall have a baked-on electrostatically applied polyester dry powder coating.

**Steel Seat Panel** shall be fabricated from a combination of 33.4 mm (1.312") O.D. pre-galvanized steel tubing and 25.4 mm (1") O.D. pre-galvanized steel tubing. Side plates shall be 3.0 mm (11 gauge) sheet steel. Seat surface shall be vinyl-clad fabricated from 2.3 mm (13 gauge) punched & bent sheet steel. Panel shall have a baked-on electrostatically applied polyester dry powder coating.

**Steel Tap-A-Tune® Panel** shall be fabricated from 33.4 mm (1.312") O.D. pre-galvanized steel tubing. Panel and side plates shall be fabricated from 3 mm (11 gauge) sheet steel. Assembly shall contain a piano mechanism and a panel of 1.9 mm (14 gauge) galvanized steel, painted and silk screened with musical graphics. Prior to assembly, panel shall have a baked-on electrostatically applied polyester dry powder coating.

**Steel Vehicle Panel** shall be fabricated from a combination of 33.4 mm (1.312") O.D. pre-galvanized steel tubing and 25.4 mm (1") O.D. pre-galvanized steel tubing. Panel and side plates shall be fabricated from 3 mm (11 gauge) sheet steel. Headlights are fabricated from 127 mm (5") O.D. 11 gauge pre-galvanized round tubing with aluminum caps installed. Steering wheel shall be made from cast Tenzaloy, a high strength, self aging aluminum alloy. Prior to assembly, panel shall have a baked-on electrostatically applied polyester dry powder coating.

**Steel Store Front** shall be fabricated from pre-galvanized, punched 11 gauge sheet steel welded to pre-galvanized 33 mm (1.315") steel tubing. Steel store front shall consist of two components: a counter and top section which can be used together to simulate a store or used independently. After fabrication the components shall have a baked-on electrostatically applied polyester dry powder coating.

**Steel Driving Panel** shall be fabricated from a combination of 33.4 mm (1.312") O.D. pre-galvanized steel tubing and a laser cut plate fabricated from 2.3 mm (13 gauge) pre-galvanized sheet steel. Side plates shall be fabricated from 3 mm (11 gauge) pre-galvanized sheet steel. Steering wheel shall be made from cast Tenzaloy, a high strength, self aging aluminum alloy. Prior to assembly, panel shall have a baked-on electrostatically applied polyester dry powder coating.

**Metal Tic-Tac-Toe Panel** shall be fabricated from a combination of 33.4 mm (1.312") O.D. pre-galvanized steel tubing and 25.4 mm (1") O.D. pre-galvanized steel tubing. Side plates shall be 3.0 mm (11 gauge) sheet steel. Assembly will contain unpainted sand cast aluminum cylinders containing X's & O's. Prior to assembly, panel shall have a baked-on electrostatically applied polyester dry powder coating.

**Metal Abacus Panel** shall be fabricated from a combination of 33.4 mm (1.312") O.D. pre-galvanized steel tubing and 25.4 mm (1") O.D. pre-galvanized steel tubing. Side plates shall be 3.0 mm (11 gauge) sheet steel. Abacus balls shall be machined from aluminum. Prior to assembly, panel shall have a baked-on electrostatically applied polyester dry powder coating.

**Woven Wire Panel** shall consist of a frame fabricated from 33.4 mm (1.312") O.D. pre-galvanized steel tubing holding a panel of wire mesh with 6.35 mm (.25") diameter wire and 38.1 mm (1.5") x 38.1 mm (1.5") grid openings. Side plates shall be 3.0 mm (11 gauge) sheet steel. After assembly, panel shall have a baked-on electrostatically applied polyester dry powder coating.

**Turning and Chinning Bars and Single Rails** shall be fabricated from 33 mm (1.315") O.D. galvanized steel pipe and shall have a baked-on electrostatically applied polyester dry powder coating.

**Hex Roof** shall have the manufacturer's trademark applied to identify the source of the product. Roof shall be a double-wall construction. The roof shall be rotationally molded from linear low density polyethylene.

**Roofs** shall have the manufacturer's trademark applied to identify the source of the product. Roof shall be a double-wall construction. The roof shall be rotationally molded from linear low density polyethylene.

**Thatch Roof** shall have the manufacturer's trademark applied to identify the source of the product. Roof shall be a double-wall construction. The Thatch Roof shall be rotationally molded from linear low density polyethylene and assembled using M10 toggler bolts.

**Tikes Peak Roof (with/without Snow or Lava Cap)** shall be rotationally molded from linear low density polyethylene. Assembly hardware is stainless steel.

**Steel and Steel Mesh Square Roofs** shall consist of 4 pieces to be fabricated from 16 gauge pre-galvanized sheet steel with the mesh version containing 76 mm (3") x 6 mm (.25") slots punched in a regular pattern. The cupola shall be fabricated from 16 gauge pre-galvanized sheet steel and is installed using a 20.6 mm (.83") O. D. spacer. After fabrication the roofs shall have a baked-on electrostatically applied polyester dry powder coating.

**Steel and Steel Mesh Hex Roofs** shall consist of 6 pieces to be fabricated from 1.6 mm (16 gauge) sheet steel with the mesh version containing 76 mm (3") x 6 mm (.25") slots punched in a regular pattern. The cupola is fabricated from 2.3 mm (13 gauge) some of which is punched with 16 mm (.625") diameter holes and 3.0 mm (11 gauge) sheet steel. All parts shall have a baked-on electrostatically applied polyester dry powder coating.

**Mesh Gable Roof** shall have ribs fabricated from 11 gauge 127 mm (5") O.D. pre-galvanized steel tubing. Ribs shall be bent to a 610 mm (24") center line radius. Roof section shall be fabricated from 16 gauge pre-galvanized sheet steel with 6 x 76 mm (.25" x 3") slots punched over the entire surface to provide light. The roof section shall be mechanically attached to each rib to form the gable roof assembly. After fabrication the gable roof shall have a baked-on electrostatically applied polyester dry powder coating. The gable roof shall be assembled using a roof post cap, which shall be fabricated from standard Kid Builders sleeve material with an 11 gauge cap and tab.

**Archway Roof** arches shall be fabricated from 11 gauge 127 mm (5") O.D. pre-galvanized steel tubing. Arches shall be bent to a 610 mm (24") center line radius. Roof section shall be fabricated from 16 gauge pre-galvanized sheet steel with 6 x 76 mm (.25" x 3") slots fabricated over the entire surface to provide light. The roof section shall be mechanically attached to each arch to form the archway roof assembly. After fabrication the archway roof shall have a baked-on electrostatically applied polyester dry powder coating. The archway roof assembly shall be slipped inside Kid Builders™ arch sleeve posts with a drive screw tapped in flush to secure.

**Double Archway Roof** arches shall be fabricated from 11 gauge 127 mm (5") O.D. pre-galvanized steel tubing. Arches shall be bent to a 610 mm (24") center line radius. Roof section shall be fabricated from 16 gauge pre-galvanized sheet steel with 6 x 76 mm (.25" x 3") slots fabricated over the entire surface to provide light. The roof section shall be mechanically attached to each arch to form the archway roof assembly. After fabrication the archway roof shall have a baked-on electrostatically applied polyester dry powder coating. The archway roof assembly shall be slipped inside Kid Builders™ arch sleeve posts with a drive screw tapped in flush to secure.

**Arches** shall be fabricated from 11 gauge pre-galvanized steel and shall have a 127 mm (5") O.D. Arches shall be bent to a 610 mm (24") center line radius. After fabrication the arches shall have a baked-on electrostatically applied polyester dry powder coating. The arches shall be slipped inside Kid Builders™ arch sleeve posts with a drive screw tapped in flush to secure.

**Hand Hold Loops** shall be fabricated from 33 mm (1.315") O.D. galvanized steel tubing and shall have a baked-on electrostatically applied polyester dry powder coating. **Safety Loops** shall be fabricated from 33 mm (1.315") O.D. galvanized steel tubing with vertical rungs fabricated from 25 mm (1") O.D. pre-galvanized steel tubing. After fabrication all loop components shall have a baked-on electrostatically applied polyester dry powder coating. **Transition Loops** shall be fabricated from 42.2 mm (1.66") O.D. galvanized steel tube with a stub rail fabricated from 33 mm (1.315") O.D. galvanized steel welded into one end. All steel components shall have a baked-on electrostatically applied polyester dry powder coating.

**Talk Tubes** shall be fabricated from 48 x 3.4 mm (1.90" x .135") wall steel tubing. The "Phone funnel" shall be fabricated from sheet steel capped with tubing and have a perforated steel insert inside. Talk Tubes shall have a baked-on electrostatically applied polyester dry powder coating.

**All Steel Tube Components** shall comply with ASTM standards: A-500, or A-513. The steel tube components shall be pre-galvanized. The components are freed of excess weld spatter and shall be cleaned in a multiple bath system which shall include a rust-inhibitive iron phosphate wash prior to painting.

**Exceptions:** 127 mm (5") O.D. aluminum posts.

## LTC.PLAY BUILDERS™ SPECIFICATIONS for Little Tikes. Va Playgrounds Services .

Lodge  
AREA

**Plastic Caps** shall fit snugly into 89 mm (3.5"), 33 mm (1.315"), and 25 mm (1") diameter pipe ends. Plastic caps for 89 mm (3.5") shall be blow molded low density polyethylene. Plastic caps for 33 mm (1.315") and 25 mm (1") shall be injection molded low density polyethylene. This plastic shall be stabilized against ultraviolet (U.V.) degradation and shall have color molded in. All caps shall be pre-installed at the factory.

**Brackets** shall be fabricated from punched and formed 4.5 mm pre-galvanized sheet steel.

**Gaskets** shall be rubber injection molded from ultraviolet (U.V.) protected synthetic rubber. Rubber gaskets shall provide an aesthetic seal around the wonder fastener and bracket.

**Polyester Dry Powder Coating** shall be electrostatically applied can cured at temperatures between 400° Fahrenheit (204° Celsius) and 500° Fahrenheit (260° Celsius). The polyester powder shall comply with ASTM standards: D-522 (Flexibility Mandrel Test), D-2794 (Impact Resistance Test), B-117 (Salt Spray Resistance Test), D-2247 (Humidity Resistance Test), D-822 (Weatherability Test), D-3363 (Pencil Hardness Test), D-2454 (Overbake Resistance Test) and D-3359B (Adhesion Crosshatching Test). Epoxy or Hybrid paints are not acceptable due to poor weatherability characteristics. The components shall be cleaned in a six bath system which shall include a rust-inhibitive iron phosphate wash prior to painting.

**Rotationally Molded Plastic Parts** shall be molded from linear low density polyethylene with ultraviolet (UV) light stabilizers, anti-static guard and color molded in. This material shall comply with ASTM-D-790 (Flex Modulus), ASTM -D-638 (Tensile Strength), ASTM-D-648 (Heat Distortion Temperature) and ARM-STD (Low Temperature Impact).

**Hardware:** Bolts, Nuts, Screws, Threaded Spacers, Washers and Other Hardware used in the assembly of components shall be Stainless Steel and be tamper resistant. All necessary hardware shall be provided.

**Textured Poly-Vinyl-Chloride** coating shall be an average of 3 mm (.125") thick. Poly-vinyl-chloride coating shall be oven cured and textured for added traction when wet or dry.

**Steel Posts** shall be 89 mm (3.5") O.D. or ( 5 " ) O.D, 11 gauge pre-galvanized round tubing, or aluminum round tubing when specified. Minimum tensile strength shall be 380MPa (55,000 psi). Minimum yield point shall be 345MPa (50,000 psi). Plastic caps shall be positioned in the top of each post. Posts shall have a baked-on electrostatically applied polyester dry powder coating. Post uprights may be aluminum round tubing when specified.

**Square Vinyl Clad Metal Decks** shall cover a minimum of 1.03 square meters (1,596 square inches) of top surface area. Metal decks shall be fabricated from punched and formed 11 gauge hot rolled sheet steel. This assembly shall be dipped in a textured poly-vinyl-chloride coating.

**Vinyl Clad Half Deck** shall cover a minimum of .52 square meters (798 square inches) of top surface area. Metal decks shall be fabricated from punched and formed 11 gauge hot rolled sheet steel. This assembly shall be dipped in a textured poly-vinyl-chloride coating.

**Vinyl Clad Triangle Deck** shall cover a minimum of .45 square meters (680 square inches) of top surface area. Metal decks shall be fabricated from punched and formed 11 gauge hot rolled sheet steel. This assembly shall be dipped in a textured poly-vinyl-chloride coating.

**1.2m (48") and 915 mm (36") Transfer Station** shall consist of two triangular decks, a three step assembly for the 1.2 m (48") and two step assembly for the 915 mm (36") and handrails. Each triangular deck shall be fabricated from 11 gauge sheet steel, covering .37 square meters (575 square inches) and have three 25 x 152 mm (1" x 6") hand slots incorporated into the deck surface for aid in user transition. The step assemblies provide access from the transfer decks to a 1.2 m (48") deck height or 915 mm (36") deck height. Each step shall have a tread depth of 406 mm (16") and a tread width of 953 mm (37.5"), with each rise 203 mm (8") or less. Each step assembly shall have an all welded construction from 11 gauge sheet steel. Each step assembly and Transfer Deck shall be dipped in a textured poly-vinyl-chloride coating. Transfer Station handrails shall be fabricated from 33 mm (1.315") O.D., pre-galvanized, 14 gauge tubing. Transfer Station loops shall be fabricated from 42.2 mm (1.66") O.D., pre-galvanized, 11 gauge tubing. All welded handrail assemblies shall have a baked-on electrostatically applied polyester dry powder coating.

**Colored Kick Plates and Deck to Deck Activity Plates** shall be fabricated from 13 gauge (2.3 mm) pre-galvanized sheet steel. After fabrication, deck to deck plates shall have a baked-on electrostatically applied polyester dry powder coating. 8", 12" and 16" plates shall have fun faces laser cut into them. 24", 28" and 32" plates shall have grooves cut into them with optional slider "Parachute/shapes" fabricated from CNC Routed high density polyethylene sheet

**3.7m (12') Vinyl Clad Metal Ramps** shall be a minimum of 915 mm (36") wide. Metal ramps shall be fabricated from punched sheet steel with 76 mm (3") formed sides. Ramp assembly shall be dipped in textured poly-vinyl-chloride.

**Ramp Double Rails** shall be fabricated from 42.2 mm (1.66") O.D. pre-galvanized steel tubing. Rails shall have a baked-on electrostatically applied polyester dry powder coating.

**Ramp Safety Rails** shall be fabricated from 33 mm (1.315") pre-galvanized steel tubing. Safety rails shall provide an enclosure and shall have no gaps greater than 76 mm (3") and less than 254 mm (10"), especially between vertical rungs and posts. The vertical rungs of safety rails shall be flattened prior to welding to the horizontal top and bottom bar and shall be welded continuously around the entire perimeter. Safety rails shall have a baked-on electrostatically applied polyester dry powder coating.

**Ramp Guard Rails** shall be fabricated from 33 mm (1.315") pre-galvanized steel tubing. Guard rails shall have a baked-on electrostatically applied polyester dry powder coating.

**1.2 m (4') and 2.4m (8') Arch Bridge** shall be a minimum of 915 mm (36") wide. Arch Bridge shall be fabricated from precision punched 13 gauge steel with 76 mm (3") formed sides. Bridge assemblies shall be dipped in a textured poly-vinyl-chloride coating.

**Arch Bridge Safety Rails** vertical rungs shall be fabricated from 25 mm (1") pre-galvanized steel tubing. The horizontal rails shall be fabricated from 33 mm (1.315") pre-galvanized steel tubing. Safety rails shall provide an enclosure, and shall have no gaps greater than 80 mm (3.15") and less than 254 mm (10"), especially between vertical rungs and posts. Safety rails shall have a baked-on electrostatically applied polyester dry powder coating.

**Arch Bridge Guard Rails** shall be fabricated from 33 mm (1.315") pre-galvanized steel tubing. Guard rails shall have a baked-on electrostatically applied polyester dry powder coating.

**Cat Walk** shall be fabricated from 3 mm (11 gauge sheet steel with 3 mm (11 gauge) steel sides and end supports. Cat Walk shall be dipped in a textured poly-vinyl-chloride and oven cured to a durable finish. Cat Walk shall have a dual rail side enclosure. Top and bottom rails shall be fabricated from 33.4 mm (1.315") O.D. pre-galvanized steel tubing with vertical rails welded to the top and bottom rail. Vertical rails shall be fabricated from 25 mm (1") O.D. pre-galvanized steel tubing. After assembly side enclosures and end sections shall have a baked-on electrostatically applied polyester dry powder coating.

**2.4 m (8') and 3.7 m (12') Vinyl Clad Clatter (Suspension) Bridge (U.S. Patent #5,118,099)** planks shall be pre-assembled at factory for ease of installation. Clatter bridge planks shall be fabricated from one piece of 11 gauge punched and formed hot rolled sheet steel. The clatter bridge plank shall be dipped in textured poly-vinyl-chloride and oven-cured. Assembly of planks shall be such that no open gaps occur between planks. Plank to plank joints shall be pinch proof to the user. No cables or chains shall be used in the assembly of the planks. Clatter bridges shall have a dual rail side enclosure fabricated from 33 mm (1.315") pre-galvanized steel tubing, curved to match the curve of the bridge, to provide user stability at a consistent height along the bridge and shall have a baked-on electrostatically applied polyester dry powder coating.

**Burmese Bridge** shall be designed to work between posts on 3.7 m (12') centers. The chains shall be pre-galvanized and the vertical chains shall be PVC coated and oven cured to a durable finish. Handrails shall be fabricated from 42.2 mm (1.66") pre-galvanized steel tubing and shall have a baked-on electrostatically applied polyester dry powder coating.

**Vinyl Clad Stairs and Step Ladders** shall be a one piece all welded assembly coated with a textured poly-vinyl-chloride coating. The stair/step assembly shall be fabricated from punched 13 gauge hot rolled sheet steel. The stair/step assembly shall attach to the deck edge with stainless steel hardware and shall be supported by 33 mm (1.315") O.D. x 13 gauge pre-galvanized posts at the bottom riser. Handrails and deck enclosure frame shall be fabricated from 33 mm (1.315") x 11 gauge pre-galvanized steel tubing. Vertical rungs within handrails and deck enclosures shall be fabricated from a minimum of 25 mm (1") O.D. x 14 gauge pre-galvanized steel tubing. Handrails and enclosures shall have a baked-on electrostatically applied polyester dry powder coating.

**Rung Ladder** shall be designed to incorporate a one-piece, welded construction to aid installation. Rung ladder side rails shall consist of 33 mm (1.315") O.D. pre-galvanized steel tubing. Rungs shall be fabricated from 25 mm (1") O.D. pre-galvanized steel tubing. Brackets shall be fabricated from 7 gauge pre-galvanized steel. Rung ladder shall have a baked-on electrostatically applied polyester dry powder coating. Available with hand loops or safety loops.

**Ladder Panel** shall be fabricated from 11 gauge sheet steel. Foot openings shall be 76 mm (3") high x 429 mm (16.875") wide and evenly spaced. Treads shall be 32 mm (1.25") deep. The complete ladder assembly shall be dipped in a textured poly-vinyl-chloride coating. Available with hand hold loops or safety loops.

**Cliff Climb** shall be rotationally molded from linear low density polyethylene. The Cliff Climb shall have the appearance of a rock face with foot and hand holds molded in for scaling. The rear of the Cliff Climb shall house a mirror fabricated from Type 430, 16 gauge, No 2 bright annealed stainless steel.

**Pommel Climber** shall be fabricated from 33 mm (1.315") x 14 gauge pre-galvanized steel tubing. Brackets shall be fabricated from 4.554 mm (.179") mild steel. Pommels shall be fabricated from E.P.D.M. 50 duro black rubber with a steel insert molded inside, rendering them slash proof. After fabrication all galvanized steel parts shall have a baked-on electrostatically applied polyester dry powder coating.

**Arched Chain Climbers** shall be designed to incorporate a one-piece, all welded frame. The side rails shall be arched and have a center to center spacing of 722 mm (28.437"). The side rails shall be fabricated from 42.2 mm (1.66") O.D. pre-galvanized steel tubing. Chain shall be 4/0 steel with a textured poly-vinyl-chloride coating, oven cured to a durable finish.

After fabrication all parts except for the chain shall have a baked-on electrostatically applied polyester dry powder coating. Available with hand hold loops or safety loops.

**Chain Net Climber** chain shall be 4/0 steel with a textured poly-vinyl-chloride coating. Available with hand loops or safety loops.

**Inverted Arch Climber** shall be designed to incorporate a one-piece, all welded construction with rungs welded to siderails. The siderails shall be fabricated from 42.2 mm (1.66") O.D. pre-galvanized steel tubing, be arched and have a center to center spacing of 722 mm (28.437"). The rungs shall be fabricated from 33 mm (1.315") O.D. pre-galvanized steel tubing and shall have a "U" shape design. After fabrication all parts shall have a baked-on electrostatically applied polyester dry powder coating. Available with hand hold loops or safety loops.

**Arch Climber** shall be designed to incorporate a one-piece, all-welded construction with rungs evenly spaced, center to center and welded to siderails. The siderails shall have a center spacing of 711 mm (28"). The siderails shall be fabricated from 42.2 mm (1.66") O.D. pre-galvanized steel tubing. The rungs shall be fabricated from 33 mm (1.315") O.D. pre-galvanized steel tubing. After fabrication all parts shall have a baked-on electrostatically applied polyester dry powder coating. Available with hand hold loops or safety loops.

**Curly Climbers** shall be of a design which will not allow children to climb into the interior of the coil. Curly Climber coils shall be fabricated from 33 mm (1.315") O.D. pre-galvanized steel tubing. The center support post shall be fabricated out of 42.2 mm (1.66") O.D. pre-galvanized steel tubing. Enclosure shall be fabricated from 33 mm (1.315") O.D. pre-galvanized steel tubing. Curly Climbers shall be an all welded construction and shall have a baked-on electrostatically applied polyester dry powder coating.

**Snake Pole** shall be fabricated from 33 mm (1.315") O.D. pre-galvanized steel tubing. The center support post shall be fabricated out of 42.2 mm (1.66") O.D. pre-galvanized steel tubing. The snake pole shall be an all welded construction. Enclosure shall be fabricated from 33 mm (1.315") O.D. pre-galvanized steel tubing. After fabrication all parts shall have a baked-on electrostatically applied polyester dry powder coating.

**Loop Climber** shall be fabricated from 33 mm (1.315") O.D. pre-galvanized steel tubing. The center support posts shall be fabricated out of 42.2 mm (1.66") O.D. pre-galvanized steel tubing. The loop climber shall be an all welded construction. Enclosure shall be fabricated from 33 mm (1.315") O.D. pre-galvanized steel tubing. After fabrication all parts shall have a baked-on electrostatically applied polyester dry powder coating.

**Side Step Climber** shall be fabricated from 33 mm (1.315") O.D. pre-galvanized steel tubing. The Side Step Climber shall be an all welded construction. Enclosures shall be fabricated from 33 mm (1.315") O.D. pre-galvanized steel tubing. After fabrication all parts shall have a baked-on electrostatically applied polyester dry powder coating.

**Climbing Net** shall be fabricated from rope consisting of six urethane coated nylon wrapped steel cables twisted around a nylon core. Each perpendicular joint shall be rigidly secured. Climbing Net shall be secured with a stainless steel eyenut to the deck edge and a stainless steel cleavis at the bottom. Available with hand hold loops or safety loops.

**Circle Overhead** shall have teardrop shaped hand rungs welded to a single circular monorail. The Circle Overhead shall be designed with a 270 degree arc to return to the take off platform. The center beam and support legs shall be fabricated from 48.3 mm (1.9") O.D. pre-galvanized steel tubing. The teardrop shaped rungs shall be fabricated from 33 mm (1.315") O.D. pre-galvanized steel tubing. The Circular Overhead shall have a baked-on electrostatically applied polyester dry powder coating.

**"S" Overheads Right and Left** shall have teardrop shaped hand rungs welded to a single arc monorail. The "S" Overhead Right shall be designed with a right arc from the take off platform, midway the arc turns left. The "S" Overhead Left shall be designed with a left arc from the take off platform, midway the arc turn right. The center beam and support legs shall be fabricated from 48.3 mm (1.9") O.D. pre-galvanized steel tubing. The teardrop shaped rungs shall be fabricated from 33 mm (1.315") O.D. pre-galvanized steel tubing. The "S" Overheads shall have a baked-on electrostatically applied polyester dry powder coating.

**"Z" Overheads Right and Left** shall have teardrop shaped hand rungs welded to a single arc monorail. The "Z" Overhead Right shall be designed with a 90° right turn from the take off platform, midway the arc turns 90° left to a second platform. The "Z" Overhead Left shall be designed with a 90° left turn from the take off platform, midway the arc turns 90° right to a second platform. The center beam and support legs shall be fabricated from 48.3 mm (1.9") O.D. pre-galvanized steel tubing. The teardrop shaped rungs shall be fabricated from 33 mm (1.315") O.D. pre-galvanized steel tubing. The "Z" Overheads shall have a baked-on electrostatically applied polyester dry powder coating.

**"C" Overhead** shall have teardrop shaped hand rungs welded to a single arc monorail. The "C" Overhead shall be designed with a 90° turn from the take off platform, midway the arc turns an additional 90° to a second platform. The center beam and support legs shall be fabricated from 48.3 mm (1.9") O.D. pre-galvanized steel tubing. The teardrop shaped rungs shall be fabricated from 33 mm (1.315") O.D. pre-galvanized steel tubing. The "C" Overheads shall have a baked-on electrostatically applied polyester dry powder coating.

**360 Degree Overhead** shall consist of a continuous hand grasping component fabricated from 33 mm (1.315") O.D. pre-galvanized steel tubing suspended from a second circular support component fabricated from 48.3 mm (1.9") O.D. pre-galvanized steel tubing. The system shall consist of a center support and perimeter support legs, which shall be fabricated from 48.3 mm (1.9") O.D. pre-galvanized steel tubing. 360 Degree Overheads shall have a baked-on electrostatically applied polyester dry powder coating. Advanced 360 Degree Overhead systems can be used in conjunction with Circle, "S", "C" and "Z" overhead components.

**Challenge Ladder** shall be designed to incorporate a one-piece, welded construction to ease installation. The challenge ladder shall be designed to work between posts on 3.7 m (12') and 2.44 m (8') centers for the length. The challenge ladder rungs shall be fabricated from 33 mm (1.315") O.D. pre-galvanized steel tubing. The side rails shall be fabricated from 60 mm (2.375") O.D. pre-galvanized steel tubing. After fabrication all parts shall have a baked-on electrostatically applied polyester dry powder coating.

**Wavy Challenge Ladder** shall have rungs welded to siderails. The wavy challenge ladder shall be designed to work between posts on 2.44 m (8') centers for the length. The side rails shall be fabricated from 60 mm (2.375") O.D. pre-galvanized steel tubing. The rungs shall be fabricated from 33 mm (1.315") O.D. pre-galvanized steel tubing. The wavy challenge ladder shall have a baked-on electrostatically applied polyester dry powder coating.

**Bowed Challenge Ladder** shall have rungs welded to siderails. The bowed challenge ladder shall be designed to work between posts on 2.44 m (8') and 3.7 m (12') centers for the length. The side rails shall be fabricated from 60 mm (2.375") O.D. pre-galvanized steel tubing. The rungs shall be fabricated from 33 mm (1.315") O.D. pre-galvanized steel tubing. The bowed challenge ladder shall have a baked-on electrostatically applied polyester dry powder coating.

**Trapeze Challenge Ladder** rungs shall be fabricated from 25 mm (1") O.D. pre-galvanized steel tube and shall be mounted to the main side rails via stainless steel spherical bearings. The side rails shall be fabricated from 60 mm (2.375") O.D. pre-galvanized steel tubing. The trapeze challenge ladder shall be designed to work between posts on 3.7 m (12') centers for the length. The trapeze challenge ladder shall have a baked-on electrostatically applied polyester dry powder coating.

**Ring Challenge** shall consist of a 60 mm (2.375") O.D. pre-galvanized steel beam and shall have ring coils fabricated from 33 mm (1.315") O.D. pre-galvanized steel tubing. Ring challenge shall be an all welded construction and shall have a baked-on electrostatically applied polyester dry powder coating.

**Floating Stones** shall have a main support beam fabricated from 73 mm (2.875") O.D. 6 gauge pre-galvanized steel tubing. Hanging Supports for the floating stones shall be 33 mm (1.315") O.D. pre-galvanized steel tubing and shall be tethered to a steel footing rail with 4/0 galvanized chain. Floating stones shall be rotationally molded linear low density polyethylene.

**Stepping Stones** shall be rotationally molded linear low density polyethylene mounted on 60mm (2.375") O.D. pre-galvanized support posts.

**Track Ride** shall be designed to incorporate a one-piece aluminum (6061-T6 alloy) extruded beam to ease installation and reduce maintenance. The beam shall be designed to work between 3.7 m (12') post centers. Rubber stops shall be provided at each end of the track. Track ride cross beams shall be fabricated from 60 mm (2.375") O.D. pre-galvanized steel tubing. The roller assembly shall consist of four load supporting wheels with sealed ball bearings and two lateral supporting wheels to insure that the roller assembly does not rub the sides of the beam. Track ride handle shall be fabricated from 25 mm (1") O.D. pre-galvanized steel tubing. After fabrication, the steel components shall have a baked-on electrostatically applied polyester dry powder coating.

**Ring Trek** shall consist of a 60 mm (2.375") O.D. pre-galvanized steel beam and shall have steel ring hangers welded in place to ease installation and reduce maintenance. Oil impregnated bronze bushings shall be **Caps** shall fit snugly into 33 mm (1.315") diameter, and 25 mm (1") square pipe ends and shall be injection molded high density polyethylene. This plastic shall be stabilized against pressed into ring hangers, after they have a baked-on electrostatically applied polyester dry powder coating. Ring trek handles shall be cast in Tenzaloy, a high strength, self-aging aluminum alloy of the aluminum-zinc-magnesium type. This alloy shall comply to ASTM standards B179-73, B26-72, B108-73, and Federal Specifications: QQ-A-371f, QQ-A-601d, and QQ-A-596e.

**Parallel Bars** do not need additional posts for installation. Parallel bars shall be fabricated from 60 mm (2.375") O.D. pre-galvanized steel tubing and have a finished length of 3.0 m (10'). After fabrication all parts shall have a baked-on electrostatically applied polyester dry powder coating.

**Stainless Steel Double Wide Slide** shall be 755 mm (29.7") wide single piece 16 gauge 304 stainless steel. 11 gauge steel brackets shall reinforce the entrance and exit of the slide. Side rails shall be 32 mm (1.25") wide x 105 mm (4.125") high "D" style aluminum, closed by cast aluminum end caps permanently riveted in place. Single rail shall be fabricated from 33 mm (1.315") O.D. galvanized tubing. Slide end support shall be fabricated from 38 mm (1.5") square tubing. All steel tubing shall have a baked-on electrostatically applied polyester dry powder coating.

**Wave Slides** with Hood enclosure shall be rotationally molded from linear low density polyethylene. Top of the slide hood shall be at least 925 mm (38") above the deck surface. The connection between the slide and the slide hood shall prohibit string entanglement. Plastic slide side rails shall be a minimum of 203 mm (8") high from the slide surface and slide bedway shall be designed with a 406 mm (16") minimum width. Plastic slides shall have the manufacturer's trademark applied to identify the source of the product. Slide bed shall be one-piece with no seams or joints. Slide end support shall be fabricated from 38 mm (1.5") square tubing and shall have a baked-on electrostatically applied polyester dry powder coating. Mid support shall be fabricated from 42.2 mm (1.66") O.D. tubing and shall have a baked-on electrostatically applied polyester dry powder coating.

**610 mm (24") Wave Slides** with Hood enclosure shall be rotationally molded from linear low density polyethylene. Top of the slide hood shall be at least 925 mm (38") above the deck surface. The connection between the slide and the slide hood are shipped pre-assembled and shall prohibit string entanglement. Plastic slide rails shall be a minimum of 203 mm (8") high from the slide surface. Slide bedway shall be designed with a 406 mm (16") minimum width. Slide bed shall be one-piece with no seams or joints.

**Double Wide Slides** shall be rotationally molded from linear low density polyethylene. Plastic double wide slide sides shall be 203 mm (8") high from the slide surface and slide bedway shall be designed with a 406 mm (16") minimum width. Double wide slide shall be a one-piece design with a center divider having no seams, joints or gaps. Plastic slides shall have the manufacturer's trademark applied to identify the source of the product. Slide end support shall be fabricated from 38 mm (1.5") square tubing and shall have a baked-on electrostatically applied polyester dry powder coating. Mid support shall be fabricated from 42.2 mm (1.66") O.D. tubing and shall have a baked-on electrostatically applied polyester dry powder coating. A single rail sit down bar shall be fabricated from 33 mm (1.315") O.D. pre-galvanized steel tubing. All steel tubing shall have a baked-on electrostatically applied polyester dry powder coating.

**360° Spiral Slide (U.S. Patent #D335,517) with Hood** shall be two piece with a seamless bedway, rotationally molded from linear low density polyethylene. Slide side rails shall be a minimum of 355 mm (14") high from the slide surface. Center post shall be 89 mm (3.5") pre-galvanized tubing. Slide bed and enclosure shall conform to United States CPSC guidelines for spiral slides. Spiral slide shall provide a full 360° of rotation. Slide transition decks shall be fabricated from punched sheet steel and shall cover a minimum of 0.7 square meters (1,080 square inches) of top surface. This assembly shall be dipped in textured poly-vinyl-chloride. Slide enclosures shall be fabricated from 33 mm (1.315") O.D. pre-galvanized steel tubing and shall have a baked-on electrostatically applied polyester dry powder coating. Slide enclosures shall have no gaps greater than 76 mm (3") and less than 254 mm (10"), especially between vertical rungs and posts.

**Elbow Slides** shall be one-piece, rotationally molded from linear low density polyethylene. Slide side rails shall be a minimum of 229 mm (9") high from the slide surface. Slide enclosure shall be fabricated from 33 mm (1.315") O.D. tubing. Slide end support shall be fabricated from 38 mm (1.5") square tubing. All steel tubing shall have a baked-on electrostatically applied polyester dry powder coating.

**Half Pipe Sectional Slides with Hoods** shall be comprised of section, rotationally molded from linear low density polyethylene. The slide enclosures shall also be rotationally molded from linear low density polyethylene. The end support and mid supports shall be fabricated from 48.3 mm (1.9") O.D. pre-galvanized tubing, 2.3 mm (13 gauge and 3 mm (11 gauge) pre-galvanized sheet steel. The supports shall have a baked-on electrostatically applied polyester dry powder coating.

**Tunnel Slides** shall be configured to approximately a 762 mm (30") internal diameter cross section. Tunnel panels shall have the manufacturer's trademark applied to identify the source of the product. Tunnel slides shall be assembled using an overlap joint on section connection and shall not have any internal hardware. Tunnels, elbows and panels shall be rotationally molded from linear low density polyethylene. Tunnel slide end supports shall be fabricated from 38 mm (1.5") square, pre-galvanized steel tubing and mid supports shall be fabricated from 42.2 mm (1.66") O.D. pre-galvanized steel tubing. Both supports shall have a baked-on electrostatically applied polyester dry powder coating.

**Bannister Rails** shall be fabricated from 60 mm (2.375") O.D. pre-galvanized steel tube. All components shall have a baked-on electrostatically applied polyester dry powder coating.

**Sliding Poles** shall be fabricated from 42.2 mm (1.66") O.D. pre-galvanized steel pipe. After fabrication all components shall have a baked-on electrostatically applied polyester dry powder coating. The top support brace shall be fabricated from 33 mm (1.315") O.D. pre-galvanized steel pipe.

**Straight Crawl Tunnels** shall have an approximate internal diameter area of 762 mm (30") and three 76 mm (3") holes to allow for visibility. Crawl tunnel mounting panel shall have the manufacturer's trademark applied to identify the source of the product. Tunnel and panel shall be rotationally molded from linear low density polyethylene.

**90° Elbow, Extended 90° Elbow and "S" Crawl Tunnel** shall have an approximate internal diameter area of 762 mm (30"). Crawl tunnel mounting panel shall have the manufacturer's trademark applied to identify the source of the product. Elbow, extension and panel shall be rotationally molded from linear low density polyethylene.

**Aluminum Steering Wheel** shall be cast in Tenzaloy, a high strength, self-aging aluminum alloy of the aluminum-zinc-magnesium type. This alloy shall comply to ASTM standards: B179-73, B26-72, B108-73, and Federal Specifications: QQ-A-371f, QQ-A-601d, and QQ-A-596e. Steering wheels shall mount to a 33 mm (1.315") O.D. pre-galvanized tube. After fabrication, all components shall have a baked-on electrostatically applied polyester dry powder coating.

**Plastic Steering Wheel** shall be rotationally molded from linear low density polyethylene. Steering wheels shall mount to a 25 mm (1") O.D. pre-galvanized steel tube.

**Kid Village™ Panels, Seat (U.S. Patent D-370959), Counter, Doorway, Window, Activity and Fence (U.S. Patent D-370,268)**, shall be rotationally molded from linear low density polyethylene. The village panels shall be 1231 mm (48.5") high. The Kid Village™ doorway opening shall be 457 mm (18") wide. The molded in graphics shall not be raised above the surface of the panel. Panel mounting brackets shall be fabricated from 11 gauge sheet steel and dichromate washed. After fabrication, all steel components shall have a baked-on electrostatically applied polyester dry powder coating.

**Kid Village™ Table** shall be rotationally molded from linear low density polyethylene.

**Animal Crawl Tunnel (U.S. Patent D-381056), Counter (U.S. Patent D-391615) and Door Panel** shall be rotationally molded from linear low density polyethylene. The molded in graphics shall not be raised above the surface of the panel.

**Steel Store Front** shall be fabricated from pre-galvanized, punched 11 gauge sheet steel welded to pre-galvanized 33 mm (1.315") steel tubing. Steel Store Front shall consist of two components: a counter and top section, which can be used together to simulate a store or used independently. After fabrication the components shall have a baked on electrostatically applied polyester dry powder coating.

**Dinosaur Counting Panel, Alphabet Panel and Finger Maze Panel** shall be fabricated from tri color compression molded polyethylene with incised graphics to trace shapes. Panels shall be mounted in a rotationally molded linear low density polyethylene.

**Graphics Panels** shall provide enclosure and be non-climbable. The plastic panel shall have the manufacturer's trademark applied to identify the source of the product. Graphics panels shall be rotationally molded from linear low density polyethylene. The molded in graphics shall not be raised above the surface of the panel.

**Bubble Mirror Panel** shall consist of two 3 mm (.125") metalized bubbles with a non-removable filler of bubble wrap packaging material inside to prevent compression of bubbles. The mirror shall be attached to a rotationally molded linear low density polyethylene panel to provide enclosure. The panel shall have the manufacturer's trademark applied to identify the source of the product.

**Mirror Panel** mirrors shall be fabricated from Type 430, 16 gauge, No. 2 bright annealed stainless steel. The mirror shall be attached to a plastic panel to provide an enclosure. The plastic panel shall have the manufacturer's trademark applied to identify the source of the product. The panel shall be rotationally molded from linear low density polyethylene. Panel mounting brackets shall be fabricated from 7 gauge, pre-galvanized sheet steel and dichromate washed. After fabrication, all steel components shall have a baked-on electrostatically applied polyester dry powder coating.

**Bubble Panels** shall be fabricated from 6 mm (.25") thick, an extremely tough, impact resistant polycarbonate material and shall be optically clear. The bubble shall be attached to a plastic panel to provide an enclosure. The plastic panel shall have the manufacturer's trademark applied to identify the source of the product. The panel shall be rotationally molded from linear low density polyethylene. Panel mounting brackets shall be fabricated from 7 gauge, pre-galvanized sheet steel, and dichromate washed. After fabrication, all steel components shall have a baked-on electrostatically applied polyester dry powder coating.

**Window Panels** shall be fabricated from 6 mm (.25") thick, an extremely tough, impact resistant polycarbonate material and shall be optically clear. The window shall be attached to a plastic panel to provide an enclosure. The plastic panel shall have the manufacturer's trademark applied to identify the source of the product. The panel shall be rotationally molded from linear low density polyethylene. Panel mounting brackets shall be fabricated from 7 gauge, pre-galvanized sheet steel, and dichromate washed. After fabrication, all steel components shall have a baked-on electrostatically applied polyester dry powder coating.

**Gear Panel** shall be rotationally molded from linear low density polyethylene. Two Lexan sheets contain a set of gears and a crank that shall be rotationally molded from linear low density polyethylene. The plastic panel shall have the manufacturer's trademark applied to identify the source of the product.



**Seven Station Play Factory** shall be rotationally molded from linear low density polyethylene. Textured patterns, hand matching game and finger tracing maze shall be molded in. Two windows contain a set of gears that shall be rotationally molded from linear low density polyethylene. The periscope has polished stainless steel mirrors. Talk tube mouth pieces are stainless steel.

**Activity Panels, Tic-Tac-Toe, Spelling, Math and Animal**, shall consist of a cylinder assembly and enclosure panel. Cylinders shall have vertical support bars which shall be fabricated from 25 mm (1") O.D., pre-galvanized steel tubing. Panel and cylinders shall be rotationally molded from linear low density polyethylene. The molded-in graphics shall not be raised above the surface of the plastic. Panel mounting brackets shall be fabricated from 7 gauge, pre-galvanized sheet steel, and dichromate washed. After fabrication, all steel components shall have a baked-on electrostatically applied polyester dry powder coating.

**Abacus Panel** shall be rotationally molded from linear low density polyethylene. Spheres shall be fabricated from polyethylene with ultraviolet (UV) light stabilizers and color pigment molded in. Each of the polyethylene spheres shall be 70 mm (2.75") in diameter and be molded in red and yellow. Horizontal rails shall be fabricated from 25 mm (1") x 13 gauge pre-galvanized steel tubing.

**Double Sided Routed Play Panels** shall be fabricated from high density polyethylene with graphics routed in. Panels shall be mounted in a rotationally molded linear low density polyethylene panel

**Fire Safety Panel** shall be fabricated from tri color compression molded polyethylene with incised graphics to trace shapes. Panels shall be mounted in a rotationally molded linear low density polyethylene panel.

**Accessible Sand Box/Water Table** shall be rotationally molded from linear low density polyethylene. Sand capacity shall be approximately 150 pounds of play sand. The Sand Box/Water Table shall be fitted in the factory with a water drainage valve. A one piece lid shall be rotationally molded from linear low density polyethylene.

**Friendship Globe** shall be rotationally molded from linear low density polyethylene with ultraviolet (UV) stabilizers, raised continents and graphics molded in. Globe shall be mounted on 16 gauge 60 mm (2.375") pre-galvanized steel tubing and shall have a baked-on electrostatically applied polyester dry powder coating.

**Sign Panels** shall provide a non-climbable enclosure. The plastic panel shall have the manufacturer's trademark applied to identify the source of the product. The panel shall be rotationally molded from linear low density polyethylene. Panel mounting brackets shall be fabricated from 7 gauge, pre-galvanized sheet steel, and dichromate washed. After fabrication, all steel components shall have a baked-on electrostatically applied polyester dry powder coating.

**Safety Panels** shall provide a non-climbable enclosure. The plastic panel shall have the manufacturer's trademark applied to identify the source of the product. The panel shall be rotationally molded from linear low density polyethylene. Panel mounting brackets shall be fabricated from 7 gauge, pre-galvanized sheet steel, and dichromate washed. After fabrication, all steel components shall have a baked-on electrostatically applied polyester dry powder coating.

**Safety Rails** shall be fabricated from 33 mm (1.315") O.D. pre-galvanized tubing with 7 gauge pre-galvanized steel brackets welded on both ends for attachment to the posts and deck. The Safety Rails provide a non-climbable enclosure and shall have no gaps greater than 76 mm (3") and less than 254 mm (10"), especially between vertical rungs and posts. The vertical rungs of safety rails shall be flattened prior to welding to the horizontal top and bottom bar, and shall be welded continuously around the entire perimeter. After fabrication, all steel components shall have a baked-on electrostatically applied polyester dry powder coating.

**Talk Tubes** shall be fabricated from 48 x 3.4 mm (1.90" x .135") wall steel tubing. The "phone funnel" shall be fabricated from sheet steel capped with tubing and have a perforated steel insert inside. Talk Tubes shall have a baked-on electrostatically applied polyester dry powder coating.

**Chinning and Turning Bars and Single Rails** will be designed to be mounted to the post for the ease of installation and shall be fabricated from 33 mm (1.315") O.D., pre-galvanized steel tubing and shall have a baked-on electrostatically applied polyester dry powder coating.

**Sand Border Panels** shall be rotationally molded from linear low density polyethylene. All panels shall have a molded in seat and overlap standard posts with a minimum height of 317 mm (12.5"). Post spacing shall be the standard 1003 mm (39.5") on centers.

**Quad Roof** shall have over 18.6 square meters (61 square feet) of shaded play area and have the manufacturer's trademark molded in to identify the source of the product. The quad roof shall be 940 mm (37") high and rotationally molded from linear low density polyethylene. The Quad Roof is a multi section roof (nine sections) and requires eight posts for mounting, but can accommodate a ninth, or center post.

**Square Roofs** shall be 762 mm (30") high and shall have the manufacturer's trademark molded in to identify the source of the product. The roof shall be a double wall construction and rotationally molded from linear low density polyethylene.

**Arch Roof and Double Arch Roof** shall consist of two parts. The arches shall be rotationally molded from linear low density polyethylene. The roof section shall be fabricated from 16 gauge galvanized sheet steel with 6 x 76 mm (.25" x 3") slots punched over the entire surface. The roof section shall be mechanically attached to the arches with screws to form the assembly. The roof section shall have a baked-on electrostatically applied polyester dry powder coating.

**Arches** shall be rotationally molded from linear low density polyethylene.

**Loops** shall be fabricated from 33 mm (1.315") O.D., pre-galvanized steel tubing, with vertical rungs fabricated from 25 mm (1") O.D. pre-galvanized steel tubing. After fabrication all loop components shall have a baked-on electrostatically applied polyester dry powder coating and be designed to bolt directly to the post and deck.

There shall exist **NO GAPS** greater than 76 mm (3") and less than 254 mm (10") in any component design, unless otherwise stated.