



State of West Virginia
 Department of Administration
 Purchasing Division
 2019 Washington Street East
 Post Office Box 50130
 Charleston WV 25305-0130

**Request for
 Quotation**

RFQ NUMBER
DNR209035

PAGE
1

ADDRESS CORRESPONDENCE TO ATTENTION OF:
FRANK WHITTAKER 304-558-2316

ROOM 2030

Taylor Sports & Recreation
836 Echo Road
South Charleston, WV 25303

SHIP TO

DIVISION OF NATURAL RESOURCES
 PANTHER WMA
 HC 63, BOX 923
 PANTHER, WV
 24872-9708 304-938-2252

DATE PRINTED	TERMS OF SALE	SHIP VIA	F.O.B.	FREIGHT TERMS
09/10/2008	30 Day net	MIRACLE		Prepaid
BID OPENING DATE: 10/01/2008		BID OPENING TIME 01:30PM		

LINE	QUANTITY	UOP	CAT NO.	ITEM NUMBER	UNIT PRICE	AMOUNT
0001	1	LS		650-38		\$34,064
PLAYGROUND EQUIPMENT THE WEST VIRGINIA PURCHASING DIVISION, FOR THE AGENCY, THE WEST VIRGINIA DIVISION OF NATURAL RESOURCES, IS SOLICITING BIDS FOR PLAYGROUND EQUIPMENT AND ENGINEERED WOOD FIBER FOR THE PANTHER WILDLIFE MANAGEMENT AREA PER THE ATTACHED SPECIFICATIONS. THE AGENCY WILL CONDUCT A SITE WALK THROUGH ON 09/23/08 AT 10:00 AM. IT IS THE VENDOR'S RESPONSIBILITY TO BE FAMILIAR WITH THE PROPOSED PAYGROUND SITE. BANKRUPTCY: IN THE EVENT THE VENDOR/CONTRACTOR FILES FOR BANKRUPTCY PROTECTION, THIS CONTRACT MAY BE DEEMED NULL AND VOID, AND TERMINATED WITHOUT FURTHER ORDER. THE MODEL/BRAND/SPECIFICATIONS NAMED HEREIN ESTABLISH THE ACCEPTABLE LEVEL OF QUALITY ONLY AND ARE NOT INTENDED TO REFLECT A PREFERENCE OR FAVOR ANY PARTICULAR BRAND OR VENDOR. VENDORS WHO ARE BIDDING ALTERNATES SHOULD SO STATE AND INCLUDE PERTINENT LITERATURE AND SPECIFICATIONS. FAILURE TO PROVIDE INFORMATION FOR ANY ALTERNATES MAY BE GROUNDS FOR REJECTION OF THE BID. THE STATE RESERVES THE RIGHT TO WAIVE MINOR IRREGULARITIES IN BIDS OR SPECIFICATIONS IN ACCORDANCE WITH SECTION 148-1-4(F) OF THE WEST VIRGINIA LEGISLATIVE RULES AND REGULATIONS. VENDOR PREFERENCE CERTIFICATE CERTIFICATION AND APPLICATION* IS HEREBY MADE FOR						Equipment Bio is speed.

RECEIVED
 08 OCT -1 PM 1:10
 PURCHASING DIVISION
 STATE OF WV

SEE REVERSE SIDE FOR TERMS AND CONDITIONS			
SIGNATURE <i>John C. ... / Miracle</i>	TELEPHONE 744-6548	DATE 9-30-08	
TITLE Regional Rep	FEIN 55-0778347	ADDRESS CHANGES TO BE NOTED ABOVE	

WHEN RESPONDING TO RFQ, INSERT NAME AND ADDRESS IN SPACE ABOVE LABELED 'VENDOR'

GENERAL TERMS & CONDITIONS
REQUEST FOR QUOTATION (RFQ) AND REQUEST FOR PROPOSAL (RFP)

1. Awards will be made in the best interest of the State of West Virginia.
2. The State may accept or reject in part, or in whole, any bid.
3. All quotations are governed by the *West Virginia Code* and the *Legislative Rules* of the Purchasing Division.
4. Prior to any award, the apparent successful vendor must be properly registered with the Purchasing Division and have paid the required \$125 fee.
5. All services performed or goods delivered under State Purchase Order/Contracts are to be continued for the term of the Purchase Order/Contracts, contingent upon funds being appropriated by the Legislature or otherwise being made available. In the event funds are not appropriated or otherwise available for these services or goods, this Purchase Order/Contract becomes void and of no effect after June 30.
6. Payment may only be made after the delivery and acceptance of goods or services.
7. Interest may be paid for late payment in accordance with the *West Virginia Code*.
8. Vendor preference will be granted upon written request in accordance with the *West Virginia Code*.
9. The State of West Virginia is exempt from federal and state taxes and will not pay or reimburse such taxes.
10. The Director of Purchasing may cancel any Purchase Order/Contract upon 30 days written notice to the seller.
11. The laws of the State of West Virginia and the *Legislative Rules* of the Purchasing Division shall govern all rights and duties under the Contract, including without limitation the validity of this Purchase Order/Contract.
12. Any reference to automatic renewal is hereby deleted. The Contract may be renewed only upon mutual written agreement of the parties.
13. **BANKRUPTCY:** In the event the vendor/contractor files for bankruptcy protection, this Contract may be deemed null and void, and terminated without further order.
14. **HIPAA BUSINESS ASSOCIATE ADDENDUM:** The West Virginia State Government HIPAA Business Associate Addendum (BAA), approved by the Attorney General, and available online at the Purchasing Division's web site (<http://www.state.wv.us/admin/purchase/vrc/hipaa.htm>) is hereby made part of the agreement. Provided that, the Agency meets the definition of a Cover Entity (45 CFR §160.103) and will be disclosing Protected Health Information (45 CFR §160.103) to the vendor.
15. **WEST VIRGINIA ALCOHOL & DRUG-FREE WORKPLACE ACT:** If this Contract constitutes a public improvement construction contract as set forth in Article 1D, Chapter 21 of the West Virginia Code ("The West Virginia Alcohol and Drug-Free Workplace Act"), then the following language shall hereby become part of this Contract: "The contractor and its subcontractors shall implement and maintain a written drug-free workplace policy in compliance with the West Virginia Alcohol and Drug-Free Workplace Act, as set forth in Article 1D, Chapter 21 of the West Virginia Code. The contractor and its subcontractors shall provide a sworn statement in writing, under the penalties of perjury, that they maintain a valid drug-free work place policy in compliance with the West Virginia and Drug-Free Workplace Act. It is understood and agreed that this Contract shall be cancelled by the awarding authority if the Contractor: 1) Fails to implement its drug-free workplace policy; 2) Fails to provide information regarding implementation of the contractor's drug-free workplace policy at the request of the public authority; or 3) Provides to the public authority false information regarding the contractor's drug-free workplace policy."

INSTRUCTIONS TO BIDDERS

1. Use the quotation forms provided by the Purchasing Division.
2. **SPECIFICATIONS:** Items offered must be in compliance with the specifications. Any deviation from the specifications must be clearly indicated by the bidder. Alternates offered by the bidder as **EQUAL** to the specifications must be clearly defined. A bidder offering an alternate should attach complete specifications and literature to the bid. The Purchasing Division may waive minor deviations to specifications.
3. Complete all sections of the quotation form.
4. Unit prices shall prevail in case of discrepancy.
5. All quotations are considered F.O.B. destination unless alternate shipping terms are clearly identified in the quotation.
6. **BID SUBMISSION:** All quotations must be delivered by the bidder to the office listed below prior to the date and time of the bid opening. Failure of the bidder to deliver the quotations on time will result in bid disqualifications: Department of Administration, Purchasing Division, 2019 Washington Street East, P.O. Box 50130, Charleston, WV 25305-0130



State of West Virginia
 Department of Administration
 Purchasing Division
 2019 Washington Street East
 Post Office Box 50130
 Charleston, WV 25305-0130

Request for Quotation

RFQ NUMBER
DNR209035

PAGE
2

ADDRESS CORRESPONDENCE TO ATTENTION OF:
FRANK WHITTAKER 304-558-2316

VENDOR

RFQ COPY
 TYPE NAME/ADDRESS HERE

SHIP TO

DIVISION OF NATURAL RESOURCES
 PANTHER WMA
 HC 63, BOX 923
 PANTHER, WV
 24872-9708 304-938-2252

DATE PRINTED	TERMS OF SALE	SHIP VIA	F.O.B.	FREIGHT TERMS
09/10/2008	30 DAY			
BID OPENING DATE: 10/01/2008		BID OPENING TIME 01:30PM		

LINE	QUANTITY	UOP	CAT. NO.	ITEM NUMBER	UNIT PRICE	AMOUNT
<p>PREFERENCE IN ACCORDANCE WITH WEST VIRGINIA CODE, 5A-3-37 (DOES NOT APPLY TO CONSTRUCTION CONTRACTS).</p> <p>A. APPLICATION IS MADE FOR 2.5% PREFERENCE FOR THE REASON CHECKED:</p> <p><input checked="" type="checkbox"/> BIDDER IS AN INDIVIDUAL RESIDENT VENDOR AND HAS RESIDED CONTINUOUSLY IN WEST VIRGINIA FOR FOUR (4) YEARS IMMEDIATELY PRECEDING THE DATE OF THIS CERTIFICATION; OR</p> <p><input type="checkbox"/> BIDDER IS A PARTNERSHIP, ASSOCIATION OR CORPORATION RESIDENT VENDOR AND HAS MAINTAINED ITS HEAD-QUARTERS OR PRINCIPAL PLACE OF BUSINESS CONTINUOUSLY IN WEST VIRGINIA FOR FOUR (4) YEARS IMMEDIATELY PRECEDING THE DATE OF THIS CERTIFICATION; OR 80% OF THE OWNERSHIP INTEREST OF BIDDER IS HELD BY ANOTHER INDIVIDUAL, PARTNERSHIP, ASSOCIATION OR CORPORATION RESIDENT VENDOR WHO HAS MAINTAINED ITS HEADQUARTERS OR PRINCIPAL PLACE OF BUSINESS CONTINUOUSLY IN WEST VIRGINIA FOR FOUR (4) YEARS IMMEDIATELY PRECEDING THE DATE OF THIS CERTIFICATION; OR</p> <p><input type="checkbox"/> BIDDER IS A CORPORATION NONRESIDENT VENDOR WHICH HAS AN AFFILIATE OR SUBSIDIARY WHICH EMPLOYS A MINIMUM OF ONE HUNDRED STATE RESIDENTS AND WHICH HAS MAINTAINED ITS HEADQUARTERS OR PRINCIPAL PLACE OF BUSINESS WITHIN WEST VIRGINIA CONTINUOUSLY FOR THE FOUR (4) YEARS IMMEDIATELY PRECEDING THE DATE OF THIS CERTIFICATION.</p> <p>B. APPLICATION IS MADE FOR 2.5% PREFERENCE FOR THE REASON CHECKED:</p> <p><input checked="" type="checkbox"/> BIDDER IS A RESIDENT VENDOR WHO CERTIFIES THAT, DURING THE LIFE OF THE CONTRACT, ON AVERAGE AT LEAST</p>						

SEE REVERSE SIDE FOR TERMS AND CONDITIONS

SIGNATURE <i>Tom Jels</i>	TELEPHONE 304-744-6598	DATE 9/30/08
TITLE Regional Rep	FEIN 55-0778347	ADDRESS CHANGES TO BE NOTED ABOVE

WHEN RESPONDING TO RFQ, INSERT NAME AND ADDRESS IN SPACE ABOVE LABELED 'VENDOR'



State of West Virginia
 Department of Administration
 Purchasing Division
 2019 Washington Street East
 Post Office Box 50130
 Charleston, WV 25305-0130

Request for Quotation

RFQ NUMBER
DNR209035

PAGE
3

ADDRESS CORRESPONDENCE TO ATTENTION OF:
FRANK WHITTAKER 304-558-2316

RFQ COPY
 TYPE NAME/ADDRESS HERE

VENDOR

SHIP TO

DIVISION OF NATURAL RESOURCES
 PANTHER WMA

HC 63, BOX 923
 PANTHER, WV
 24872-9708 304-938-2252

DATE PRINTED	TERMS OF SALE	SHIP VIA	F.O.B.	FREIGHT TERMS
09/10/2008				

BID OPENING DATE: 10/01/2008 BID OPENING TIME 01:30PM

LINE	QUANTITY	UOP	CAT. NO.	ITEM NUMBER	UNIT PRICE	AMOUNT
<p>75% OF THE EMPLOYEES WORKING ON THE PROJECT BEING BID ARE RESIDENTS OF WEST VIRGINIA WHO HAVE RESIDED IN THE STATE CONTINUOUSLY FOR THE TWO YEARS IMMEDIATELY PRECEDING SUBMISSION OF THIS BID; OR () BIDDER IS A NONRESIDENT VENDOR EMPLOYING A MINIMUM OF ONE HUNDRED STATE RESIDENTS OR IS A NONRESIDENT VENDOR WITH AN AFFILIATE OR SUBSIDIARY WHICH MAINTAINS ITS HEADQUARTERS OR PRINCIPAL PLACE OF BUSINESS WITHIN WEST VIRGINIA EMPLOYING A MINIMUM OF ONE HUNDRED STATE RESIDENTS WHO CERTIFIES THAT, DURING THE LIFE OF THE CONTRACT, ON AVERAGE AT LEAST 75% OF THE EMPLOYEES OR BIDDERS' AFFILIATE'S OR SUBSIDIARY'S EMPLOYEES ARE RESIDENTS OF WEST VIRGINIA WHO HAVE RESIDED IN THE STATE CONTINUOUSLY FOR THE TWO YEARS IMMEDIATELY PRECEDING SUBMISSION OF THIS BID.</p> <p>BIDDER UNDERSTANDS IF THE SECRETARY OF TAX & REVENUE DETERMINES THAT A BIDDER RECEIVING PREFERENCE HAS FAILED TO CONTINUE TO MEET THE REQUIREMENTS FOR SUCH PREFERENCE, THE SECRETARY MAY ORDER THE DIRECTOR OF PURCHASING TO: (A) RESCIND THE CONTRACT OR PURCHASE ORDER ISSUED; OR (B) ASSESS A PENALTY AGAINST SUCH BIDDER IN AN AMOUNT NOT TO EXCEED 5% OF THE BID AMOUNT AND THAT SUCH PENALTY WILL BE PAID TO THE CONTRACTING AGENCY OR DEDUCTED FROM ANY UNPAID BALANCE ON THE CONTRACT OR PURCHASE ORDER.</p> <p>BY SUBMISSION OF THIS CERTIFICATE, BIDDER AGREES TO DISCLOSE ANY REASONABLY REQUESTED INFORMATION TO THE PURCHASING DIVISION AND AUTHORIZES THE DEPARTMENT OF TAX AND REVENUE TO DISCLOSE TO THE DIRECTOR OF PURCHASING APPROPRIATE INFORMATION VERIFYING THAT BIDDER HAS PAID THE REQUIRED BUSINESS TAXES, PROVIDED THAT SUCH INFORMATION DOES NOT CONTAIN THE AMOUNTS OF TAXES PAID NOR ANY OTHER INFORMATION DEEMED BY THE TAX</p>						

SEE REVERSE SIDE FOR TERMS AND CONDITIONS

SIGNATURE <i>Chou C. Wu</i>	TELEPHONE 55-0778347	DATE 9-30-08
TITLE	ADDRESS CHANGES TO BE NOTED ABOVE	

WHEN RESPONDING TO RFQ, INSERT NAME AND ADDRESS IN SPACE ABOVE LABELED 'VENDOR'



State of West Virginia
 Department of Administration
 Purchasing Division
 2019 Washington Street East
 Post Office Box 50130
 Charleston, WV 25305-0130

Request for Quotation

RFQ NUMBER
DNR209035

PAGE
4

ADDRESS CORRESPONDENCE TO ATTENTION OF:
FRANK WHITTAKER 304-558-2316

VENDOR

RFQ COPY
 TYPE NAME/ADDRESS HERE

SHIP TO

DIVISION OF NATURAL RESOURCES
 PANTHER WMA
 HC 63, BOX 923
 PANTHER, WV
 24872-9708 304-938-2252

DATE PRINTED	TERMS OF SALE	SHIP VIA	F.O.B.	FREIGHT TERMS
09/10/2008				

BID OPENING DATE: 10/01/2008 BID OPENING TIME 01:30PM

LINE	QUANTITY	UOP	CAT. NO.	ITEM NUMBER	UNIT PRICE	AMOUNT
<p>COMMISSIONER TO BE CONFIDENTIAL.</p> <p>UNDER PENALTY OF LAW FOR FALSE SWEARING (WEST VIRGINIA CODE 61-5-3), BIDDER HEREBY CERTIFIES THAT THIS CERTIFICATE IS TRUE AND ACCURATE IN ALL RESPECTS; AND THAT IF A CONTRACT IS ISSUED TO BIDDER AND IF ANYTHING CONTAINED WITHIN THIS CERTIFICATE CHANGES DURING THE TERM OF THE CONTRACT, BIDDER WILL NOTIFY THE PURCHASING DIVISION IN WRITING IMMEDIATELY.</p> <p>BIDDER: <i>Taylor Sporeto + Rec</i></p> <p>DATE: <i>9-30-08</i></p> <p>SIGNED: <i>Thomas C. Hul</i></p> <p>TITLE: <i>Regional Rep</i></p> <p>* CHECK ANY COMBINATION OF PREFERENCE CONSIDERATION(S) IN EITHER "A" OR "B", OR BOTH "A" AND "B" WHICH YOU ARE ENTITLED TO RECEIVE. YOU MAY REQUEST UP TO THE MAXIMUM 5% PREFERENCE FOR BOTH "A" AND "B". (REV. 12/00)</p> <p>NOTICE</p> <p>A SIGNED BID MUST BE SUBMITTED TO:</p> <p>DEPARTMENT OF ADMINISTRATION PURCHASING DIVISION BUILDING 15 2019 WASHINGTON STREET, EAST CHARLESTON, WV 25305-0130</p>						

SEE REVERSE SIDE FOR TERMS AND CONDITIONS			
SIGNATURE <i>Thomas C. Hul</i>	TELEPHONE <i>744-6548</i>	DATE <i>9/30/08</i>	
TITLE <i>Regional Rep</i>	FEIN <i>55-0778347</i>	ADDRESS CHANGES TO BE NOTED ABOVE	

WHEN RESPONDING TO RFQ, INSERT NAME AND ADDRESS IN SPACE ABOVE LABELED 'VENDOR'



State of West Virginia
 Department of Administration
 Purchasing Division
 2019 Washington Street East
 Post Office Box 50130
 Charleston, WV 25305-0130

Request for Quotation

RFQ NUMBER
DNR209035

PAGE
5

ADDRESS CORRESPONDENCE TO ATTENTION OF:
FRANK WHITTAKER 304-558-2316

RFQ COPY
 TYPE NAME/ADDRESS HERE

VENDOR

SHIP TO

DIVISION OF NATURAL RESOURCES
 PANTHER WMA

HC 63, BOX 923
 PANTHER, WV
 24872-9708 304-938-2252

DATE PRINTED	TERMS OF SALE	SHIP VIA	F.O.B.	FREIGHT TERMS
09/10/2008				

BID OPENING DATE: 10/01/2008 BID OPENING TIME 01:30PM

LINE	QUANTITY	UOP	CAT. NO.	ITEM NUMBER	UNIT PRICE	AMOUNT
------	----------	-----	----------	-------------	------------	--------

THE BID SHOULD CONTAIN THIS INFORMATION ON THE FACE OF THE ENVELOPE OR THE BID MAY NOT BE CONSIDERED:

SEALED BID

BUYER:	44
RFQ. NO.:	DNR209035
BID OPENING DATE:	10/01/2008
BID OPENING TIME:	1:30 AM

PLEASE PROVIDE A FAX NUMBER IN CASE IT IS NECESSARY TO CONTACT YOU REGARDING YOUR BID:

 CONTACT PERSON (PLEASE PRINT CLEARLY):

SEE REVERSE SIDE FOR TERMS AND CONDITIONS

SIGNATURE <i>John C. Hill</i>	TELEPHONE	DATE 9-30-08
----------------------------------	-----------	-----------------

TITLE	FEIN 55-0778347	ADDRESS CHANGES TO BE NOTED ABOVE
-------	--------------------	-----------------------------------

WHEN RESPONDING TO RFQ, INSERT NAME AND ADDRESS IN SPACE ABOVE LABELED 'VENDOR'

PANTHER WILDLIFE MANAGEMENT AREA PLAYGROUND SPECIFICATIONS – CONTD.

All playground equipment and engineered wood fiber must meet the following requirements:

- Compliance with U.S. Consumer Product Safety Commission, Handbook for Public Playground Safety.
- Compliance with ASTM Standard F 1487.
- Compliance with Architectural and Transportation Barriers Compliance Board, Americans with Disabilities Act (ADA) Accessibility Guidelines for Buildings and Facilities; Play Areas.

Vendors must submit the following attachments:

- Complete manufacturer's parts specifications and warranties.
- Layout drawing to scale of the proposed play structure or equipment.
- ASTM and CPSC Statement of Compliance

Additionally, all playground equipment should have UV protection on all rotational molded plastics and all vinyl coatings on posts, handrails, and roofs should have anti-microbial agents.

Warranties:

- All equipment and engineered wood fiber must be guaranteed to be free of defects in workmanship and material for a minimum of one year from date of acceptance. However, if manufacturer warranty periods are longer than the required minimum one year warranty, those warranties shall apply.

Owner will conduct site walk through on (date) at (time) for interested parties.

Item No	Quantity	Description	Unit Price	Amount
		To supply playground equipment at Panther Wildlife Management Area, Panther, West Virginia to offer play activities for children ages 5 to 12. Park personnel will install all playground equipment.		
1	4	Miracle, two bay, four-seat swing, Model # 29195, or equal, minimum of 8'high top rail constructed of approximately 2-3/8" tube, legs constructed of approximately 2" pipe, yokes constructed of approximately 2-1/2" Sch 40 pipe with solid weld, fastener style A hardware, belt seats, and galvanized finish.	823 EA	3292
2	4	Miracle, The Whirl (merry-go-round), Model # 303, or equal, four u-shaped handrails atop a deck assembly that spins on a center hub, speed governing device shall be concealed and activated by centrifugal force, fastener style A hardware, brown and hunter green in color.	2137 EA	8528
3	1	Miracle, Grove Slide, Model # 65-727-6, or equal, approximately 13' long, pvc steps, freestanding, rockite slide, minimum of 6'-6" height enclosed platform, sit-down canopy, pvc-coated steel steps with handrails, fastener style A hardware, Mira-Therm and Mira-Cote finish, brown, sand, and hunter green in color.		1921
4	1	Miracle, Mogul Slide, Model # 65-726-8, or equal, approximately 16' long, freestanding rockite slide, 8' height enclosed platform, sit-down canopy, pvc-coated steel steps with handrails, fastener style A hardware, Mira-Therm and Mira-Cote finish, brown, sand and hunter green in color.		1901
5	2	Miracle, 405° Typhoon Slide, one-piece, Model # 65-749, or equal, freestanding, spiral, one-piece, open bedway, minimum of 6'-3" height enclosed platform, pvc-coated steel steps with handrails, fastener style A hardware, Mira-Therm and Mira-Cote finish, brown, sand and hunter green in color.	2687 EA	5374
6	1	Miracle, Peak Climber, 3-way with handrails, Model # 458-3, or equal, freestanding climber with center post with ground-mounted inclined rails containing a series of welded "U" loops on underside, fastener style A hardware, a Mira-Cote finish, brown and sand in color.		1223

Item No	Quantity	Description	Unit Price	Amount
7	1	Miracle, Tarantula Climber, Model # 456-1, or equal, a horizontal top ring of two rails with rugs, four vertical support legs attached to ring's inner rail and four vertical climber ladder assemblies attached to ring's outer rail, a Mira-Cote finish, hunter green in color.		976
8	9,070 Sq. Ft.	Certified engineered wood fiber.	<i>N. 00</i>	<i>4400</i>
9	1	F.O.B. Destination. Freight and/or delivery charges are to be included in the price of the goods. Delivery should be made within ninety (90) days of purchase order award.	TOTAL	<i>#34,064</i>

*including
Freight too*

STATE OF WEST VIRGINIA
Purchasing Division

PURCHASING AFFIDAVIT

VENDOR OWING A DEBT TO THE STATE:

West Virginia Code §5A-3-10a provides that: No contract or renewal of any contract may be awarded by the state or any of its political subdivisions to any vendor or prospective vendor when the vendor or prospective vendor or a related party to the vendor or prospective vendor is a debtor and the debt owed is an amount greater than one thousand dollars in the aggregate.

PUBLIC IMPROVEMENT CONTRACTS & DRUG-FREE WORKPLACE ACT:

West Virginia Code §21-1D-5 provides that: Any solicitation for a public improvement construction contract shall require each vendor that submits a bid for the work to submit at the same time an affidavit that the vendor has a written plan for a drug-free workplace policy in compliance with Article 1D, Chapter 21 of the West Virginia Code. A public improvement construction contract may not be awarded to a vendor who does not have a written plan for a drug-free workplace policy in compliance with Article 1D, Chapter 21 of the West Virginia Code and who has not submitted that plan to the appropriate contracting authority in timely fashion. For a vendor who is a subcontractor, compliance with Section 5, Article 1D, Chapter 21 of the West Virginia Code may take place before their work on the public improvement is begun.

ANTITRUST:

In submitting a bid to any agency for the state of West Virginia, the bidder offers and agrees that if the bid is accepted the bidder will convey, sell, assign or transfer to the state of West Virginia all rights, title and interest in and to all causes of action it may now or hereafter acquire under the antitrust laws of the United States and the state of West Virginia for price fixing and/or unreasonable restraints of trade relating to the particular commodities or services purchased or acquired by the state of West Virginia. Such assignment shall be made and become effective at the time the purchasing agency tenders the initial payment to the bidder.

I certify that this bid is made without prior understanding, agreement, or connection with any corporation, firm, limited liability company, partnership or person or entity submitting a bid for the same materials, supplies, equipment or services and is in all respects fair and without collusion or fraud. I further certify that I am authorized to sign the certification on behalf of the bidder or this bid.

LICENSING:

Vendors must be licensed and in good standing in accordance with any and all state and local laws and requirements by any state or local agency of West Virginia, including, but not limited to, the West Virginia Secretary of State's Office, the West Virginia Tax Department, West Virginia Insurance Commission, or any other state agencies or political subdivision. Furthermore, the vendor must provide all necessary releases to obtain information to enable the Director or spending unit to verify that the vendor is licensed and in good standing with the above entities.

CONFIDENTIALITY:

The vendor agrees that he or she will not disclose to anyone, directly or indirectly, any such personally identifiable information or other confidential information gained from the agency, unless the individual who is the subject of the information consents to the disclosure in writing or the disclosure is made pursuant to the agency's policies, procedures and rules. Vendors should visit www.state.wv.us/admin/purchase/privacy for the Notice of Agency Confidentiality Policies.

Under penalty of law for false swearing (West Virginia Code §61-5-3), it is hereby certified that the vendor acknowledges the information in this said affidavit and is in compliance with the requirements as stated.

Vendor's Name: Taylor Sponto & Reitz

Authorized Signature: Thom C. Hill Date: 9-30-08

IPEMA Certificate of Compliance



CERTIFICATE

ISSUE DATE: 10/1/2008

Panther State Park

In the interest of public playground safety, IPEMA provides a third-party certification service whereby Detroit Testing Laboratory, Inc. validates a manufacturer's certification of conformance to the ASTM F1487-07 (excluding sections 7.1.1, 10 and 12.6.1) Standard Consumer Safety Performance Specification for Playground Equipment for Public Use.

The manufacturer listed below has received written validation from Detroit Testing Laboratory, Inc. that the products listed below conform with the requirements of ASTM F1487-07 (excluding sections 7.1.1, 10 and 12.6.1).

Manufacturer
Miracle Recreation
P.O. Box 420,
Monett, MO 65708

<u>PRODUCT #</u>	<u>PRODUCT LINE</u>	<u>DESCRIPTION</u>
2919S	Misc	2-Lg Std Frame 8' TR w/4 S/P Seats GV
303	Misc	WHIRL
438-3	Misc	PEAK CLIMBER, 3-WAY
456-1	Misc	TARANTULA CLIMBER
65-726-8	Misc	MOGUL SLIDE W/PVC STEPS (8' PLATFORM)
65-727-6	Misc	GROOVE SLIDE W/PVC STEPS (6' 6" PLATFORM)



IPEMA Certificate of Compliance

PRODUCT #

65-749

PRODUCT LINE

Misc

DESCRIPTION

Typhoon Slide, Rockite (6' Platform)



INTEGRATED PLATFORM EVALUATION

2 of 2 You may verify this certificate by visiting IPEMA's website at <http://www.ipema.org>

With eye-catching appeal, Miracle's EXCLUSIVE Mira-Cote Designer™ series two-tone speckled powder coat colors are available in six unique colors to make your playground stand out! Add these exciting Mira-Cote® Designer™ colors to posts, accents, mesh roofs, or swing frames for a stylish color combination that's protected from fading with super-durable UV stabilizers.

- Hobanero
- Mediterranean Blue
- Rainforest
- Mahogany
- Safari
- Desert Dunes

Anti-Microbial Coatings

In our continual effort to be the best, Miracle has added a proven anti-microbial agent to our vinyl coatings and Designer™ Series powder coats.

Our proprietary anti-microbial treatment helps protect our products from bacteria, mold, algae and fungi growth, and minimizes the unsightly stains and unpleasant odors they create.

So when you buy Miracle equipment you can have confidence we've taken extra steps and care to keep your playground attractive and odor-free for years to come!

- Minimizes growth of bacteria, fungus, and algae on equipment surface
- Helps reduce odors and stains on play components
- Works to make playground surfaces and equipment mold and mildew resistant
- Assists in keeping playgrounds looking attractive for years to come!

Make Her Miracle and bring a fresh new perspective. We offer innovative ideas to showcase your park, school or recreation facility, decades of engineering expertise and untroubled customer service.

WARRANTY


Buyer agrees that products sold by
Miracle® Recreation Equipment Company
carry only the following warranty:

1. **LIMITED ONE HUNDRED (100) YEAR WARRANTY** on aluminum deck posts, steel deck posts, the Versalok® fastening system, and associated fastening hardware against structural failure caused by corrosion or deterioration from exposure to weather, or by defective materials or defective workmanship.
2. **LIMITED TWENTY-FIVE (25) YEAR WARRANTY** on the performance of Play Terrain™ Rubber Crumb Safety Surfacing.
3. **LIMITED FIFTEEN (15) YEAR WARRANTY** on steel support legs and Mira-Therm II on KIDS' CHOICE®, CENTER STAGE®, MEGA TOWER™, and TOTS' CHOICE® against structural failure caused by corrosion, defective materials, or defective workmanship.
4. **LIMITED FIFTEEN (15) YEAR WARRANTY** on playsystem steel components including railings, rungs, and rigid climbers against structural failure caused by defective materials or defective workmanship.
5. **LIMITED FIFTEEN (15) YEAR WARRANTY** on Rockite® against structural failure caused by defective materials or defective workmanship.
6. **LIMITED TEN (10) YEAR WARRANTY** on all Play Cover™ steel frames against failure due to corrosion, deterioration, or faulty workmanship.
7. **LIMITED EIGHT (8) YEAR WARRANTY** on Play Terrain™ Rubber Crumb color steadfastness.
8. **LIMITED FIVE (5) YEAR WARRANTY** on all Play Cover™ fabric due to rot, UV deterioration (shades of red are limited to 3 years), or defective workmanship.
9. **LIMITED FIVE (5) YEAR WARRANTY** on Kidrox™ Climbing Rocks and RAINBOW BEND™ and enclosed waterslide fiberglass sections against structural failure caused by defective materials or defective workmanship. Limited one (1) year warranty on all waterslide and pool slide support structures, stairways, landings, and railings against structural failure caused by defective materials or defective workmanship.
10. **LIMITED THREE (3) YEAR WARRANTY** on Slashproof Seats and 360° Bucket Tot Seats for swings against structural failure caused by defective materials or defective workmanship.
11. **LIMITED ONE (1) YEAR WARRANTY** on TODDLERS' CHOICE® main support materials and decks against structural failure caused by defective materials or defective workmanship.
12. **LIMITED ONE (1) YEAR WARRANTY** on bleachers against structural failure caused by defective materials or defective workmanship.
13. **LIMITED ONE (1) YEAR WARRANTY** on all products not listed above including all moving parts and flexible climbers against structural failure caused by defective materials or defective workmanship.
14. **LIMITED SIX (6) MONTH WARRANTY** on sewn fabric components on Early Childhood products.
15. These limited warranties do not include fading of colors (except on Play Cover™ and Play Terrain™ Rubber Crumb), damage due to excessive wear and tear, vandalism, or negligence. These warranties are valid only if products are installed according to manufacturer's installation instructions.
16. All warranties begin on the date of Miracle's invoice. Repaired or replacement part(s) are only warranted for the balance of the original limited warranty.

BUYER'S REMEDY If any of the products prove to be defective or non-conforming under normal operations within the above-prescribed warranty periods, Buyer must promptly notify Miracle in writing at P.O. Box 420, Monett, MO 65708 USA. Miracle will within a reasonable time repair or replace such defective or non conforming product by providing free of charge replacement part(s) to the site. Miracle will not be responsible for the cost of labor for the removal of nor the cost of labor for the installation of repaired or replacement part(s).

These limited warranties do not apply to structures not erected in conformity with Miracle's installation instructions, structures not maintained or inspected in conformity with Miracle's instructions, parts that have been modified, altered or misused, parts that have not been used as designed or intended, structures that have had parts added or substituted, damage or reduction in value due to vandalism, abnormal use, or abuse. Buyer, by acceptance and use of this warranty, agrees that it waives any rights it may have to claim or assert that this limited warranty fails of its essential purpose. Buyer agrees venue for any action shall be in Barry or Greene Counties in the State of Missouri.

Except as specifically stated herein, all warranties, express or implied, including but not limited to any implied warranty of MERCHANTABILITY or FITNESS FOR A PARTICULAR PURPOSE are hereby EXCLUDED. This warranty excludes any other liability other than expressly stated, including, without limitation, any incidental or consequential damages.



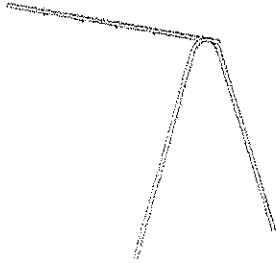
MIRACLE
RECREATION EQUIPMENT COMPANY

PRODUCT SPECIFICATIONS

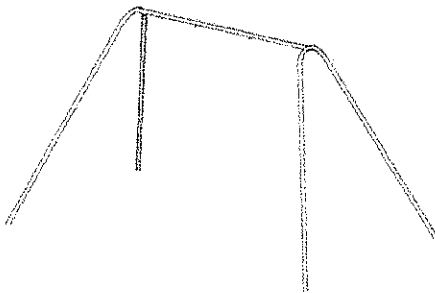
Rev. F

8' Double Support Swing Frame

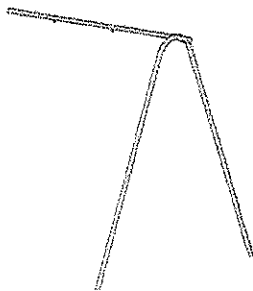
- 2 Seat - # 2901 & # 2903 4 Seat - # 2917 & # 2919
- 6 Seat - # 2925 & # 2927 8 Seat - # 2933 & # 2935
- 2 Seat Bay Extension - # 2901X & # 2903X
- 1 Therapeutic Swing Seat - # 2901H & # 2903H
- 1 Therapeutic Swing Seat Bay Extension - # 2901HX & # 2903HX
- 2 Therapeutic Swing Seats - # 2901HH & # 2903HH
- 2 Therapeutic Swing Seats Bay Extension - # 2901HHX & # 2903HHX



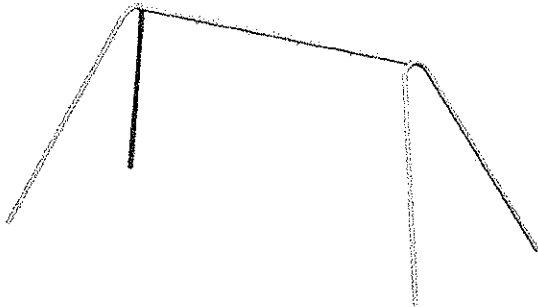
2 SEAT - Bay Extension
 Model # 2901X - Miracote Swing Frame
 Model # 2903X - Galvanguard




1 THERAPEUTIC SWING SEAT
 Model # 2901H - Miracote Swing Frame
 Model # 2903H - Galvanguard



1 THERAPEUTIC SWING SEAT - Bay Extension
 Model # 2901HX - Miracote Swing Frame
 Model # 2903HX - Galvanguard



2 THERAPEUTIC SWING SEATS
 Model # 2901HH - Miracote Swing Frame
 Model # 2903HH - Galvanguard



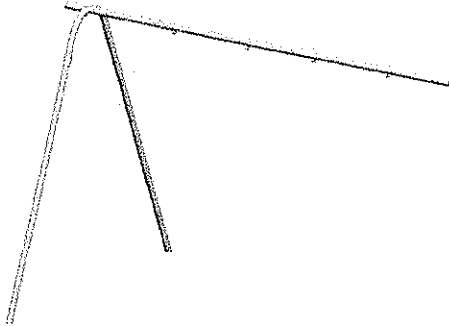
MIRACLE
RECREATION EQUIPMENT COMPANY

PRODUCT SPECIFICATIONS

Rev. F

8' Double Support Swing Frame

- 2 Seat - # 2901 & # 2903 4 Seat - # 2917 & # 2919
- 6 Seat - # 2925 & # 2927 8 Seat - # 2933 & # 2935
- 2 Seat Bay Extension - # 2901X & # 2903X
- 1 Therapeutic Swing Seat - # 2901H & # 2903H
- 1 Therapeutic Swing Seat Bay Extension - # 2901HX & # 2903HX
- 2 Therapeutic Swing Seats - # 2901HH & # 2903HH
- 2 Therapeutic Swing Seats Bay Extension - # 2901HHX & # 2903HHX



2 THERAPEUTIC SWING SEATS - Bay Extension
 Model # 2901HHX - Miracote Swing Frame
 Model # 2903HHX - Galvanguard

8' Double Support Swing Frame

September 22, 2006

DESCRIPTION:

All models consist of legs, a top rail, and yokes which assemble to form an 8' high swing frame. The swing frames are available in 2, 4, 6, 8 swing, and 1 or 2 Therapeutic Swing Seat configurations. Swing seats and Therapeutic Swing Seats must be ordered separately.

Rev. F

	Ground Space	Protective Area	Concrete
Models 2901 & 2903	9' x 18'	36' x 30'	.35 cubic yards
Models 2917 & 2919	9' x 29'	36' x 41'	.55 cubic yards
Models 2925 & 2927	9' x 40'	36' x 52'	.70 cubic yards
Models 2933 & 2935	9' x 51'	36' x 63'	.90 cubic yards
Models 2901X & 2903X	9' x 18'	36' x 30'	.18 cubic yards
Model 2901H & 2903H	9' x 15'	36' x 27'	.35 cubic yards
Model 2901HX & 2903HX	9' x 15'	36' x 27'	.18 cubic yards
Model 2901HH & 2903HH	9' x 19'	33' x 31'	.35 cubic yards
Model 2901HHX & 2903HHX	9' x 19'	33' x 31'	.18 cubic yards

MATERIALS

- Top Rails:** Top rails shall be constructed of 2" pipe (2-3/8" O.D.), a 9 ga. 1010 hot rolled, Flo-Coat, galvanized pipe manufactured from steel, cold formed and high frequency induction welded continuously. It shall conform to ASTM A-135 and ASTM A-500 and shall be tested in accordance with ASTM E-8. The top rails shall measure 10'-6" long on Model #s 2901, 2903, 2917, 2919, 2925, 2927, 2933, 2935, 2901X, and 2903X. The top rails shall measure 7'-2" long on Model #s 2901H, 2903H, 2901HX, and 2903HX. The top rails shall measure 11'-11" long on Model #s 2901HH, 2903HH, 2901HHX, and 2903HHX. On Model #s 2901, 2903, 2917, 2919, 2925, 2927, 2933, 2935, 2901X, 2903X, 2901HH, 2903HH, 2901HHX, and 2903HHX there shall be four bushing housings solid welded to the top rail to which the swing clevises shall be attached. On Model #s 2901H, 2903H, 2901HX, and 2903HX there shall be two bushing housings solid welded to the top rail to which the swing clevises shall be attached. These bushing housings shall be made of 1-1/4" O.D. x 9/16" I.D. hot rolled, TRW, ASTM A-519 tubing. Each housing shall have an oil-impregnated bushing installed at the factory.
- Legs:** Legs shall be constructed of 2" pipe (2-3/8" O.D.) The legs each shall measure 10'-6" long.
- Swing yokes:** Yokes shall be constructed of 2-1/2" schedule 40 galvanized pipe (2-7/8" O.D.), solid welded.
- Fasteners:** All fastener hardware shall be Fastener Style A.
- Finish:** The legs, top rails, and yokes on models 2901, 2917, 2925, 2933, 2901X, 2901H, 2901HX, 2901HH, and 2901HHX shall have a Mira-Cote finish. The yokes on models 2903, 2919, 2927, 2935, 2903X, 2903H, 2903HX, 2903HH, and 2903HHX shall have a Mira-Cote finish, while the top rails and legs shall have a galvanized finish.

Consult Miracle's "Glossary of Technical Data for Materials, Processes & Finishes" for specifications of underlined items.



MIRACLE
RECREATION EQUIPMENT COMPANY

Product Specifications

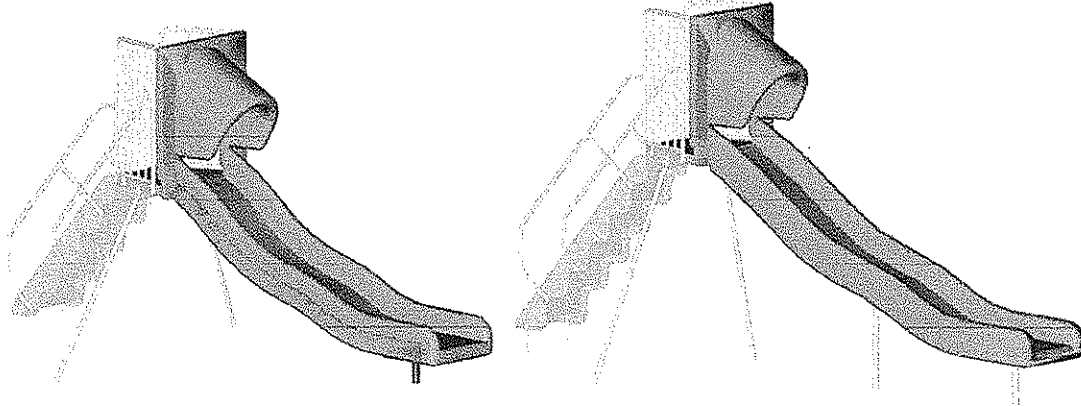
January 21, 2005

Rev. C

Mogul & Groove Slides with PVC Steps, with 4', 5' & 6'-6" Platforms

65-726-4 & 65-726-5

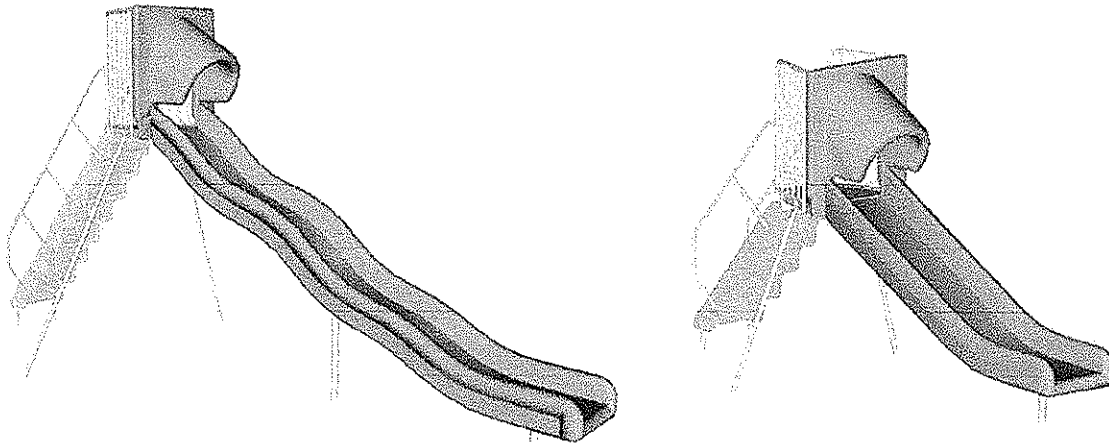
Mogul Slide with PVC Steps, 4' Platform Mogul Slide with PVC Steps, 5' Platform



65-726-6 & 65-727-4

Mogul Slide with PVC Steps,
6'-6" Platform

Groove Slide with PVC Steps,
4' Platform



Mogul & Groove Slides w/ PVC Steps

65-726-4, 65-726-5, 65-726-6, 65-727-4, 65-727-5, 65-727-6

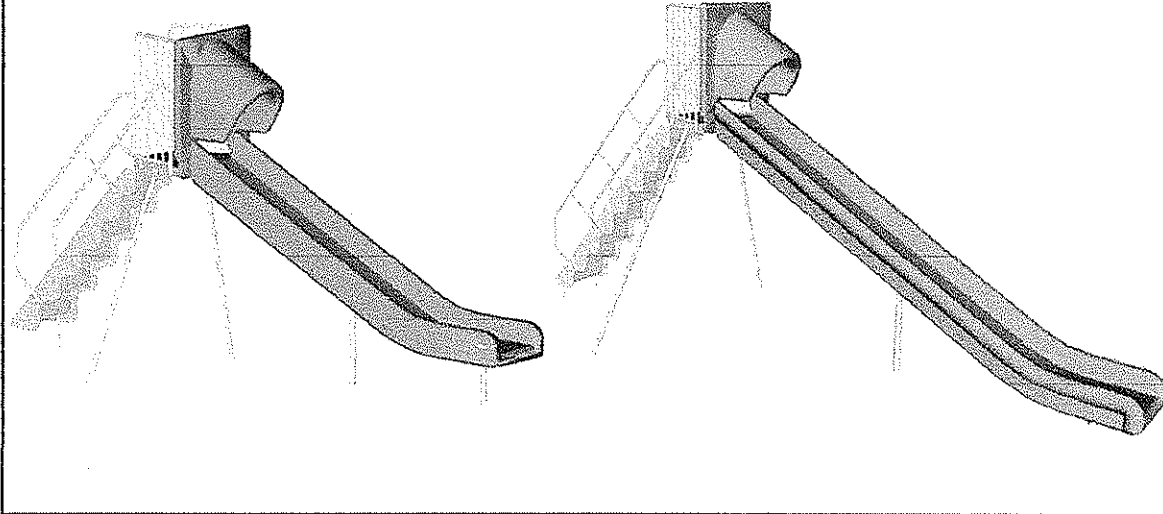
Mogul & Groove Slides

Mogul & Groove Slides w/ PVC Steps


65-727-4 65-726-5 65-726-6 65-727-5 **65-727-5 & 65-727-6**

Groove Slide with PVC Steps,
5' Platform

Groove Slide with PVC Steps,
6'-6" Platform



65-726-4, 65-726-5, 65-726-6, 65-727-4, 65-727-5, 65-727-6



Mogul & Groove Slides with PVC Steps, with 4', 5' & 6'-6" Platforms

MIRACLE
RECREATION EQUIPMENT COMPANY

<u>MODEL #</u>	<u>PRODUCT</u>	<u>GRND SPC</u>	<u>PROT AREA</u>	<u>OVERALL HT.</u>	<u>CONCRETE</u>
65-726-4	Mogul Slide with PVC Steps, 4' Platform	7' x 13'	19' x 27'	7'-2" approx.	0.25 cu. yds.
65-726-5	Mogul Slide with PVC Steps, 5' Platform	8' x 15'	20' x 30'	8'-2" approx.	0.30 cu. yds.
65-726-6	Mogul Slide with PVC Steps, 6'-6" Platform	9' x 19'	21' x 35'	9'-8" approx.	0.30 cu. yds.
65-727-4	Groove Slide with PVC Steps, 4' Platform	7' x 13'	19' x 27'	7'-2" approx.	0.25 cu. yds.
65-727-5	Groove Slide with PVC Steps, 5' Platform	8' x 15'	20' x 30'	8'-2" approx.	0.30 cu. yds.
75-727-6	Groove Slidewith PVC Steps, 6'-6" Platform	9' x 19'	21' x 35'	9'-8" approx.	0.30 cu. yds.

DESCRIPTION

These freestanding slides, with enclosed platforms of various heights, feature a mogul or groove bedway, sit-down canopy, and PVC-coated steps with handrails.

MATERIALS

Slides: The one-piece mogul and groove slides shall each be constructed of double-wall Rockite, each wall being 3/16" to 1/4" thick, with all corners rounded. Each shall have 6" high side rails, an overall width of 25" and an 18" wide sliding surface. Bedway lengths for models with 4' platforms shall be approximately 7'-6"; 5' platforms, 9'-5"; and 6'-6" platforms, 12'-0".

Canopy: The canopy shall be constructed of double-wall Rockite, each wall being 3/16" to 1/4" thick, with all corners rounded and a molded-in 30 degree extension.

Platform: The platform shall be constructed of 11 ga. sheet solid welded with a brace of 3/16 x 1-1/2" flat.

Handrails: Handrails shall be constructed of drilled and formed 1" pipe with threaded inserts in top ends and plastic pipe plugs in bottoms.

Enclosures: Platform enclosures shall comprise a top and bottom rail and uprights of 1" pipe with spoked infill of 3/4" x 1" oval tube, all solid welded, with threaded inserts in stubs at top and plastic pipe plugs in bottoms.

Step: The step assembly shall comprise 17-3/4" wide steps of 11 ga. sheet solid welded between drilled and formed 11 ga. black sheet step stringers and a top bolting plate of 11 ga. black sheet.

Diagonal Braces: Diagonal braces shall be constructed of 1-1/2" tube with mashed and drilled end.

Front Leg: The front leg shall comprise a 24" leg of 2" pipe solid welded to a 7" x 7" bolting plate of 11 ga. G-90 galvanized.

...continued next page

Consult Miracle's "Glossary of Technical Data for Materials, Processes and Finishes" for specifications of underlined items.

Mogul & Groove Slides w/ PVC Steps

65-726-4, 65-726-5, 65-726-6, 65-727-4, 65-727-5, 65-727-6

Mogul & Groove Slides

MATERIALS (continued)

Middle Leg: The middle leg for models with 5' and 6'-6" platforms shall comprise a leg of 2" pipe solid welded to a bolting plate of 11 ga. A-60 Galvannealed.

Step Supports: Step supports shall be constructed of formed 1" pipe with mashed ends.

Hardware: All fastening hardware shall be Fastener Style A.

Finishes: The Rockite slide and canopy shall have color molded in. The platform and steps shall be finished in Mira-Therm. The handrails, enclosures, legs, braces, and step supports shall be finished in Mira-Cote.

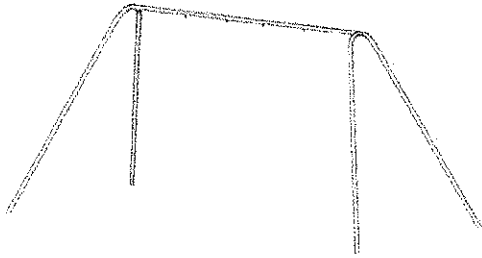
Consult Miracle's "Glossary of Technical Data for Materials, Processes and Finishes" for specifications of underlined items.

PRODUCT SPECIFICATIONS



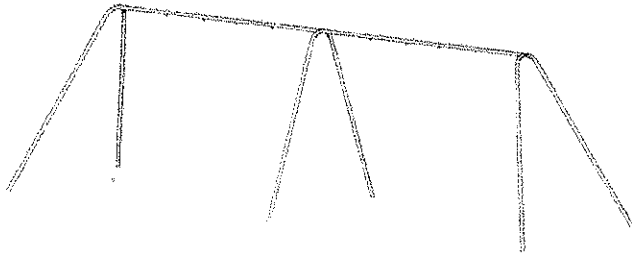
8' Double Support Swing Frame

- 2 Seat - # 2901 & # 2903
- 4 Seat - # 2917 & # 2919
- 6 Seat - # 2925 & # 2927
- 8 Seat - # 2933 & # 2935
- 2 Seat Bay Extension - # 2901X & # 2903X
- 1 Therapeutic Swing Seat - # 2901H & # 2903H
- 1 Therapeutic Swing Seat Bay Extension - # 2901HX & # 2903HX
- 2 Therapeutic Swing Seats - # 2901HH & # 2903HH
- 2 Therapeutic Swing Seats Bay Extension - # 2901HHX & # 2903HHX



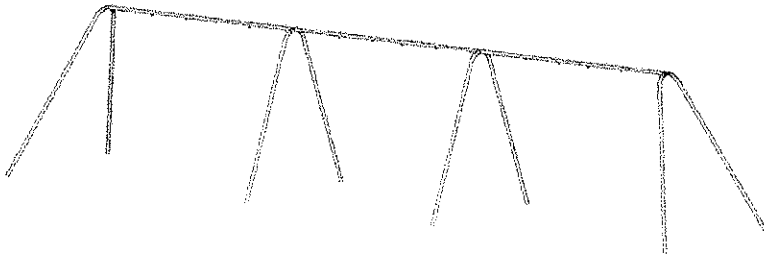
2 SEAT

- Model # 2901 - Miracote Swing Frame
- Model # 2903 - Galvanguard



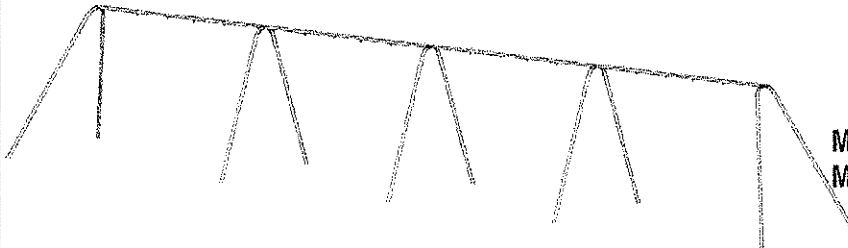
4 SEAT

- Model # 2917 - Miracote Swing Frame
- Model # 2919 - Galvanguard



6 SEAT

- Model # 2925 - Miracote Swing Frame
- Model # 2927 - Galvanguard



8 SEAT

- Model # 2933 - Miracote Swing Frame
- Model # 2935 - Galvanguard



MIRACLE
RECREATION EQUIPMENT COMPANY

Product Specifications

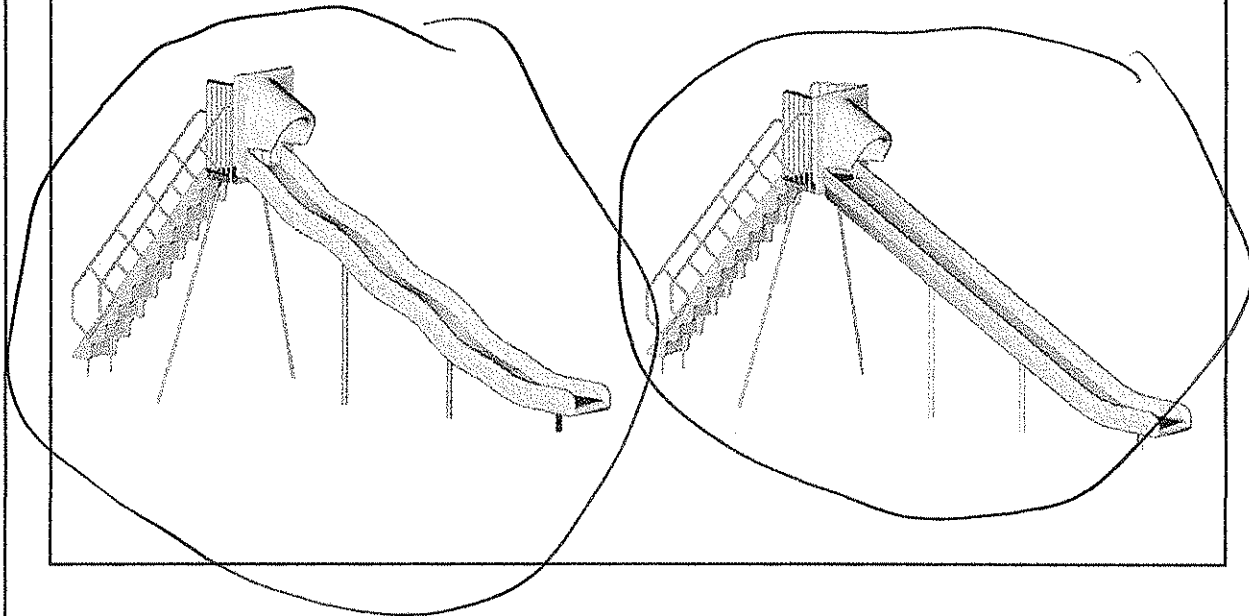
January 21, 2005

Rev. C

Mogul Slide & Groove Slide with PVC Steps, with 8' Platform

65-726-8 & 65-727-8

Mogul Slide with PVC Steps, 8' Platform Groove Slide with PVC Steps, 8' Platform



Mogul & Groove Slide w/ PVC Steps - 8' Platform

65-726-8, 65-727-8

Mogul & Groove Slide w/ PVC Steps - 8' Platform

Mogul Slide & Groove Slide

<u>MODEL #</u>	<u>PRODUCT</u>	<u>GRND. SPC.</u>	<u>PROT. AREA</u>	<u>OVERALL HT.</u>	<u>CONCRETE</u>
65-726-8	Mogul Slide with PVC Steps, 8' Platform	10' x 23'	22' x 40'	11'-4"	0.30 cu. yds.
65-727-8	Groove Slide with PVC Steps, 8' Platform	10' x 23'	22' x 40'	11'-4"	0.30 cu. yds.

DESCRIPTION

The freestanding groove and mogul slides with enclosed 8' platforms feature a sit-down canopy and PVC-coated steps with handrails.


MATERIALS

- Slides:** The one-piece mogul and groove slides shall each be constructed of double-wall Rockite, each wall being 3/16" to 1/4" thick, with all corners rounded. Each shall have 6" high side rails, an overall width of 25" and an 18" wide sliding surface. Bedway lengths shall be approximately 14'-4".
- Canopy:** The canopy shall be constructed of double-wall Rockite, each wall being 3/16" to 1/4" thick, with all corners rounded and a molded-in 30 degree extension.
- Platform:** The platform shall be constructed of 11 ga. sheet solid welded with a brace of 3/16" x 1-1/2" flat.
- Handrails:** Handrails shall be constructed of drilled and formed 1" pipe with threaded inserts in top ends and plastic pipe plugs in bottoms. The handrails shall be used to splice the top and bottom steps during installation in the field.
- Enclosures:** Platform enclosures shall comprise a top and bottom rail and uprights of 1" pipe with spoked infill of 3/4" x 1" oval tube, all solid welded, with threaded inserts in stubs at top and plastic pipe plugs in bottoms.
- Step Assembly:** The step assembly shall comprise two sets of steps constructed of 17-3/4" wide steps of 11 ga. sheet solid welded between drilled and formed 11 ga. black sheet step stringers and a top bolting plate of 11 ga. black sheet.
- Diagonal Braces:** Diagonal braces shall be constructed of 1-1/2" tube with mashed and drilled end.
- Front Leg:** The front leg shall comprise a 24" leg of 2" pipe solid welded to a 7" x 7" bolting plate of 11 ga. G-90 galvanized.

...continued next page

Consult Miracle's "Glossary of Technical Data for Materials, Processes and Finishes" for specifications of underlined items.

65-726-8, 65-727-8



Mogul Slide & Groove Slide

MIRACLE
RECREATION EQUIPMENT COMPANY

MATERIALS (continued)

Middle Leg & Long Leg: The middle leg and long (upper) leg shall comprise a leg of 2" pipe solid welded to a bolting plate of 11 ga. A-60 Galvannealed.

Step Supports: Step supports shall be constructed of formed 1" pipe with mashed ends.

Hardware: All fastening hardware shall be Fastener Style A.

Finishes: The Rockite slide and canopy shall have color molded in. The platform and steps shall be finished in Mira-Therm. The handrails, enclosures, legs, braces, and step supports shall be finished in Mira-Cote.

Mogul & Groove Slide w/ PVC Steps - 8' Platform

Consult Miracle's "Glossary of Technical Data for Materials, Processes and Finishes" for specifications of underlined items.

65-726-8, 65-727-8



Product Specifications

November 27, 2006


Rev. D

MIRACLE
RECREATION EQUIPMENT COMPANY

Freestanding Typhoon Slides - Platform Heights of 6'-3", 9'-4" & 12'

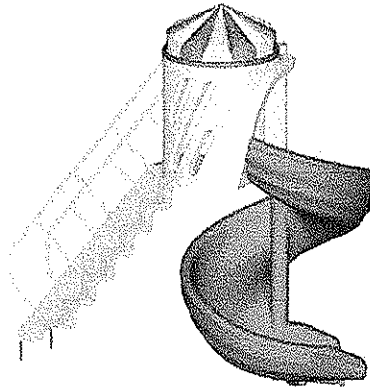
Freestanding Typhoon Slides

Freestanding Typhoon Slide, 360°, 6'-3" Platform

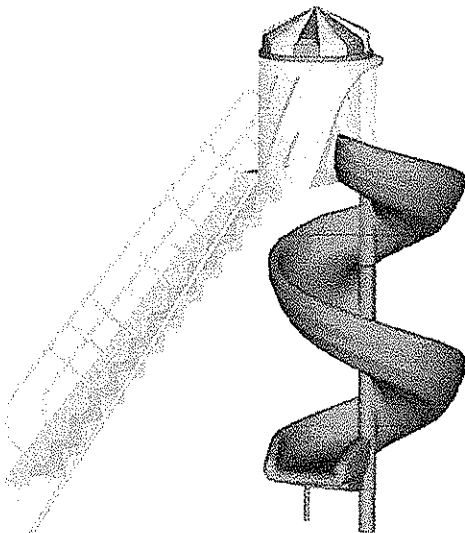


65-748 and 65-749

Freestanding Typhoon Slide, 405°, 6'-3" Platform

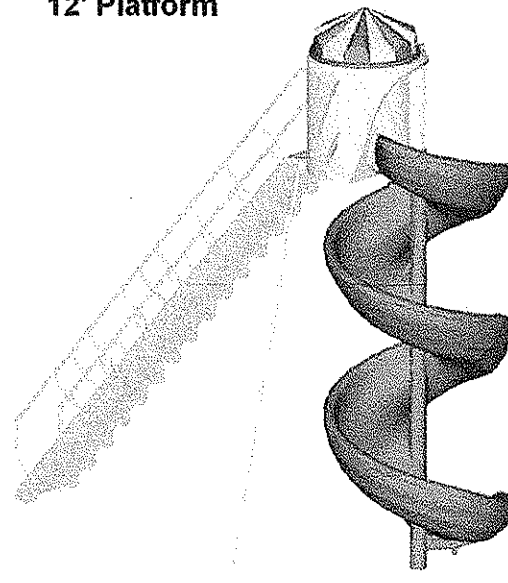


Freestanding Typhoon Slide, 630°, 9'-4" Platform



65-759 and 65-769

Freestanding Typhoon Slide, 855°, 12' Platform



Freestanding Typhoon Slides

<u>MODEL #</u>	<u>PRODUCT</u>	<u>PLATFORM</u>	<u>OVERALL HT.</u>	<u>GRND. SPC.</u>	<u>PROT. AREA</u>	<u>CONCRETE</u>
65-748	FS Typhoon Slide, 360°	6'-3"	10'-7"	9'-0" x 5'-9"	23'-11" x 18'-5"	0.40 cu yds
65-749	FS Typhoon Slide, 405°	6'-3"	10'-7"	9'-2" x 5'-9"	23'-4" x 19'-2"	0.40 cu yds
65-759	FS Typhoon Slide, 630°	9'-4"	14'-1"	12'-7" x 9'-6"	25'-2" x 24'-4"	0.40 cu yds
65-769	FS Typhoon Slide, 855°	12'	16'-7"	15'-0" x 11'-6"	27'-9" x 28'-0"	0.45 cu yds

DESCRIPTION

These models are freestanding, spiral, one-piece, open-bedway slides with barrel canopies and step assemblies with spoked enclosures. Platform heights and spiral dimensions vary.

MATERIALS

- Slide Assembly:** The slide bedway shall be constructed of 1/4" to 5/16" wall Rockite. The slide bedway shall be 30" wide with a 15" high sidewall. The center post shall be constructed of 4-1/2" tube.
- Step Assembly(ies):** The step assembly(ies) shall be constructed of 11 ga. sheet with an 11 ga. bolting bracket and side channels of 11 ga. black steel.
- Handrail Assemblies:** The handrail assemblies shall consist of a top rail and support posts, formed, all constructed of 1" pipe. Each assembly shall be solid welded. Plastic pipe plugs shall close open ends.
- Platform & Canopy:** The 35" platform barrel shall be Rockite, with a Rockite canopy available in either one solid color or trimmed in two alternating colors. The barrel shall have molded-in grooves for viewing children.
- Back-up Plates:** The back-up plate used to connect the step assembly and the barrel shall be constructed of 1/4" x 1" x 4-1/2" flat steel.
- Slide Leg:** The slide leg shall be constructed of 2" pipe and will be field attached to the slide using a channel of 7 ga. sheet.
- Step Legs:** The step legs shall be constructed of 1" pipe with formed ends.
- Diagonal Brace:** The diagonal brace for Model # 65-759 and # 65-769 shall be constructed of 2" pipe punched and formed on one end.
- Fasteners:** All hardware shall be Fastener Style A.
- Finishes:** The Rockite slide and platform canopy shall have color molded-in. The steps shall be finished in Mira-Therm. The handrails, braces, and slide leg shall have a Mira-Cote finish. The back-up plates shall have an aluminum finish.

Consult Miracle's "Glossary of Technical Data for Materials, Processes and Finishes" for specifications of underlined items.



Product Specifications

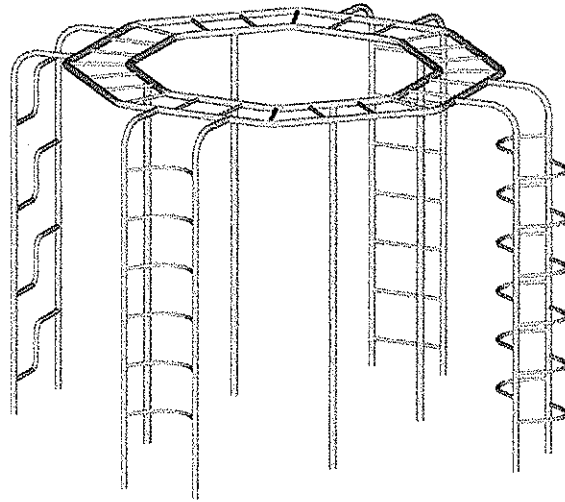
Dec. 19, 2002 Rev. A

Tarantula Climber

MIRACLE
RECREATION EQUIPMENT COMPANY

456-1

Tarantula Climber



Tarantula Climber

456-1

Tarantula Climber

Tarantula Climber

<u>MODEL #</u>	<u>PRODUCT</u>	<u>GROUND SPACE</u>	<u>PROTECTIVE AREA</u>	<u>CONCRETE</u>
456-1	Tarantula Climber	9'-5" x 9'-5"	21'-8" x 21'-8"	0.60 cu. yds.

DESCRIPTION

The Tarantula Climber comprises a horizontal top ring of two rails with rungs, four vertical support legs attached to ring's inner rail and four vertical climber/ladder assemblies attached to ring's outer rail, providing a variety of climbing challenges for all skill levels.

MATERIALS

- Ring:** The horizontal top ring shall comprise rungs of 1" tube solid welded to formed inner and outer rails of 1-1/2" pipe. The rails shall contain welded stubs of swaged 1-1/2" pipe and sleeves of 1-1/4" pipe for field attachment of legs and climbers respectively.
- Legs:** The legs shall be constructed of drilled 1-1/2" pipe.
- Climbers:** Each climber assembly shall contain factory-installed threaded aluminum inserts in its swaged rail ends for field attachment to the ring. Each climber shall have side rails constructed of 1-1/4" pipe, with formed rungs solid welded between them. Cliff climber rungs shall be 1" pipe. Canyon climber, vertical ladder, and curved loop climber rungs shall be 1" tube.
- Fasteners:** All hardware shall be Fastener Style A.
- Finishes:** The ring, legs and climbers shall be finished in Mira-Cote.

Consult Miracle's "Glossary of Technical Data for Materials, Processes and Finishes" for specifications of underlined items.

456-1



Product Specifications

January 22, 2007

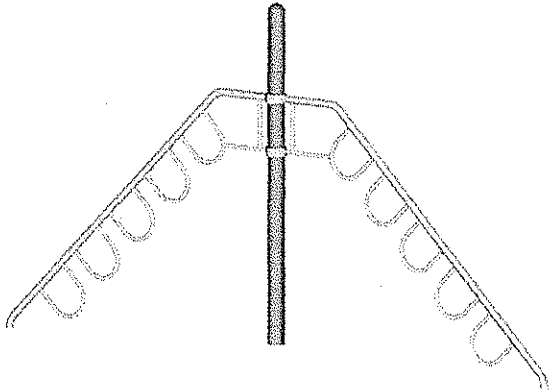
Rev. B

MIRACLE
RECREATION EQUIPMENT COMPANY

Peak Climber - 2-Way, 3-Way & 4-Way

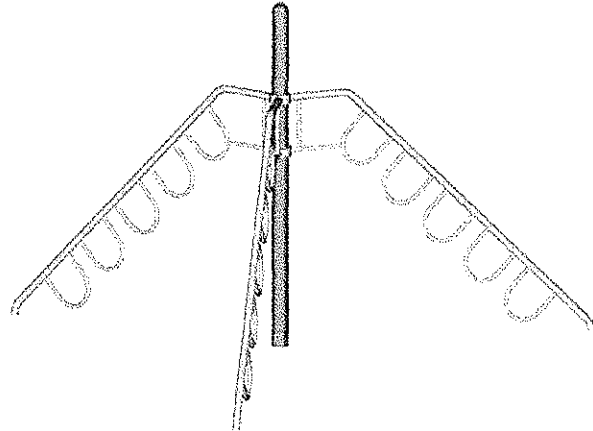
4382

Peak Climber, 2-Way



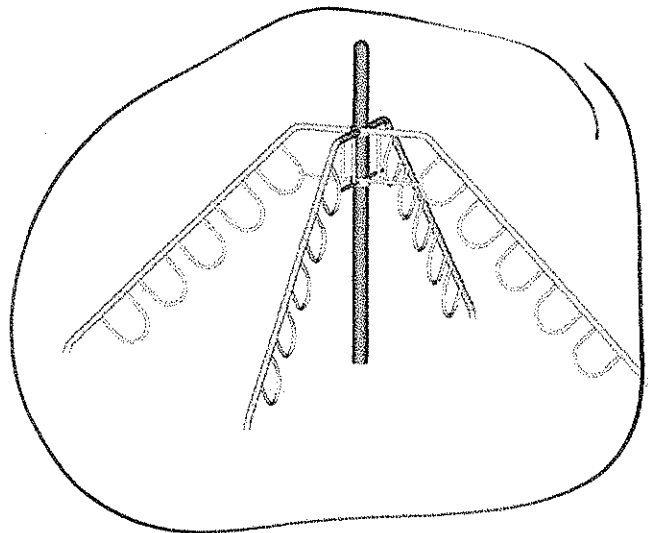
4382

Peak Climber, 2-Way



4384

Peak Climber, 4-Way



Peak Climber

Peak Climber - 2-Way, 3-Way & 4-Way

<u>MODEL #</u>	<u>PRODUCT</u>	<u>PROTECTIVE AREA</u>	<u>GROUND SPACE</u>	<u>CONCRETE</u>
4382	Peak Climber, 2-Way	28'-11" x 13'	16'-5" x 6"	0.23 cu. yds.
4383	Peak Climber, 3-Way	26'-9" x 24'-10"	14'-2" x 12'-4"	0.28 cu. yds.
4384	Peak Climber, 4-Way	24'-2" x 24'-2"	11'-8" x 11'-8"	0.33 cu. yds.

DESCRIPTION

These models shall be freestanding climbing challenge assemblies comprising a center post with ground-mounted inclined rails containing a series of welded "U" loops on undersides.

MATERIALS

Post: The post shall be constructed of 5" tubing with a 5" round end cap mechanically fastened to its top end.

Climber Rails: The climber rails shall each be constructed of formed 2" pipe, with an upright spoke, horizontal post-attachment stub, and formed "U"-loops constructed of 1" pipe solid welded to its underside.

Versalok Fasteners: All Versalok Fasteners for deck and component attachment shall be aluminum alloy.

Fasteners: All fastening hardware shall be Fastener Style A.

Finishes: The post, rails, and Versalok Fasteners shall be finished in Mira-Cote.

Consult Miracle's "Glossary of Technical Data for Materials, Processes and Finishes" for specifications of underlined items.



MIRACLE
RECREATION EQUIPMENT COMPANY

Product Specifications

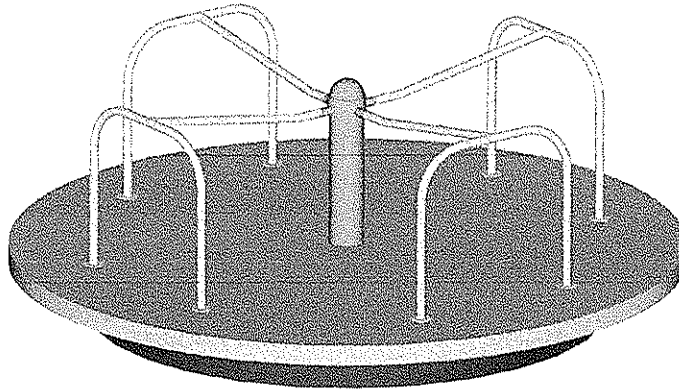
April 5, 2004

Rev. A

Whirl with Governor

303

Whirl



Whirl

303



Whirl

MIRACLE
RECREATION EQUIPMENT COMPANY

<u>MODEL #</u>	<u>PRODUCT</u>	<u>PROTECTIVE AREA</u>	<u>GROUND SPACE</u>	<u>CONCRETE</u>
303	Whirl	20'-7" diameter	8'-1" diameter	0.47 cu. yds.

DESCRIPTION

The "merry-go-round"-style Whirl features four U-shaped handrails atop a deck assembly that spins on a center hub. The Whirl features a concealed governing device, activated by centrifugal force during use, to contain its top speed at 28 revolutions per minute.

MATERIALS

- Hub Assembly:** The welded hub assembly shall comprise a footing frame holding a center tube with sealed shaft, deep groove ball bearings, and a disc brake. The 5" diameter, schedule 80 galvanized pipe center tube shall contain a deck support plate of CRS 3/8" plate and deck plate support braces and brake mounting flange of CRS 1/4", welded. The 10" diameter disc brake with 2-7/8" diameter hole in its center shall be constructed of 11 ga. sheet steel. The shaft shall be constructed of 2-3/4" diameter C1018 round bar. The shielded deep groove ball bearing shall be 50 mm I.D. by 110 mm O.D. The unshielded tapered bearing shall be 40 mm I.D. by 110 mm O.D. The footing frame shall comprise two horizontal supports welded to each end of a channel supporting a shaft support tube. The support shaft shall be constructed of 2-1/2" Sch 40 pipe. The channel shall be constructed of 3" x 1.4" x 3/16". The horizontal supports shall be 1-3/4" x 1-3/4" x 3/16" 16 ga. angle. The cover for the hub assembly's center tube weldment shall comprise a cap with four swaged pipe stubs of 1" pipe at 90 degrees (for field assembly of handrails.)
- Caliper Mounting Brackets:** Caliper mounting brackets shall be constructed of drilled and formed 7 ga. sheet measuring 12-1/8" wide by 2-3/4" tall.
- Caliper Brakes:** The disc caliper brakes shall be constructed of high strength die cast aluminum.
- Brake Extension Levers:** Brake extension levers shall measure 12" long by 3/4" wide and shall be constructed of 7 ga. aluminum sheet.
- Brake Engage Rods:** Brake engage rods shall measure 37" long by 5/8" wide, with two bends 90 degrees from each other. The rods shall be constructed of 6 ga. stainless steel wire.
- Protective Cover:** The protective cover assembly shall comprise two halves of 135" long by 8" tall by 1/4" thick EPDM ethylene propylene.
- Stiffener Brackets:** Stiffener brackets for deck assembly shall be constructed of 2" x 2" x 1/4" angle.
- Weight Levers:** Weight lever assemblies shall be constructed of a bushing and 9" bolt welded to 1/4" x 1-1/4" sheet. The round weight discs shall be 6" diameter by 1-1/8" tall C1018 A36.

Continued next page...

Consult Miracle's "Glossary of Technical Data for Materials, Processes and Finishes" for specifications of underlined items.

Whirl

303



MIRACLE
RECREATION EQUIPMENT COMPANY

Whirl

MATERIALS (continued)

- Deck Assembly:** The deck assembly shall comprise two identical semi-circular deck halves measuring 96" wide by 48-5/16" deep with a 5-3/8" semi-circular cut out in its flat side's center (for field assembly around hub center post.) Each deck half shall be constructed with 11 ga. steel sheet with an outer skirt of 1/8" flat sheet steel 4" tall solid welded. Decking sheets shall be perforated with a staggered pattern of 3/8" diameter holes at 5/8" apart center-to-center. The decking shall have 7 ga. by 3" flat steel braces. Protective cover mounting bracket measuring 1" tall shall be welded 11 ga. G-60 Galvannealed. A deck mounting plate shall be constructed of 1/4" black plate.
- Handrails:** Each handrail assembly shall comprise an upside down U-shaped arch constructed of 1" pipe spanning 27-5/16" and standing approximately 25-5/8" high from the deck surface, with welded mounting plates of 11 ga. and a rail constructed of 1" pipe welded in the arch center formed at an 80.4 degree angle for field assembly to the tube cover.
- Fasteners:** The assembly shall contain Fastener Style A hardware.
- Finishes:** The deck assembly, cover plate, and stiffener brackets shall be finished in Mira-Therm (brown only.) The hub weldment, handrails, and weight levers shall be finished in Mira-Cote. The protective cover shall have color molded in.

Consult Miracle's "Glossary of Technical Data for Materials, Processes and Finishes" for specifications of underlined items.

Whirl

303