



Central Contractor Registration / Department of Defense Number
CCR / DOD 770404029 / Small Business & Veteran Owned
Certified Vicon Dealer / Installer GSA GS07F0421K
E-Mail: thorg@thorsecure.com Website: www.thorsystems.biz
DUNS 933678575
Eastern Regional Office
10 North Lewis Street
Glenville, West Virginia 26351
(304) 462-4593 / Fax (304) 462-4594

State of West Virginia
Department of Administration Purchasing Division
Ron Price
Building 15 / 2019 Washington Street East
Charleston, WV 25305-0130

THOR SYSTEMS would like to offer our services to you regarding RFQ RJC590 which will provide 10 audio and video surveillance systems at Ten WV Regional Jail Facilities as described with-in the request for quotation RJC590. THOR SYSTEMS has offered better than described RFQ equipment. Vicon systems equipment with submittals has been attached for review.

CENTRAL REGIONAL JAIL Phone = 304.765.7904
EASTERN REGIONAL JAIL Phone = 304.267.0045
NORTHERN REGIONAL JAIL Phone = 304.843.4067
NORTH CENTRAL REGIONAL JAIL Phone = 304.873.1384
POTOMAC HIGHLANDS REGIONAL JAIL Phone = 304.496.7854
SOUTH CENTRAL REGIONAL JAIL Phone = 304.558.1336
SOUTHERN REGIONAL JAIL Phone = 304.256.6726
SOUTHWESTERN REGIONAL JAIL Phone = 304.239.3032
TYGART VALLEY REGIONAL JAIL Phone = 304.637.0382
WESTERN REGIONAL JAIL Phone = 304.733.6821

Thor Gibson Cell 304-838-3069

thorg@thorsecure.com

THOR SYSTEMS 11/ 20/2006



Central Contractor Registration / Department of Defense Number

CCR / DOD 770404029 / Small Business & Veteran Owned

E-Mail: thorg@thorsecure.com

DUNS 933678575

Main Office
10 North Lewis Street
Glenville, West Virginia 26351
(304) 462-4593 / Fax (304) 462-4594

[Hyperlink to CCR](#)

Satellite Office
4701 North Shelburne Drive
Bloomington, Indiana, 47404
(304) 838-3071

Fully Mobile Systems Contract Group / Resume for Your Review
Specializing in Design and Building of Digital Video Surveillance Systems with DVR Systems
Tooled for Piping Conduit, Rigid, Fiber, NVT & Installation of Teleconference Command Centers

United States Department of Justice / Federal Bureau of Prisons
United States Penitentiary's and Metropolitan Detention Centers
Installation of Digital Video Systems, DVR System & Wardens Command Centers
USP Canaan, Canaan, PA 2004-2005 USP McCreary Pine Knot, KY 2004
USP Big Sandy Inez, KY 2004 USP Lompoc Lompoc, CA 2001
Los Angeles BoP Metropolitan Detention Center Los Angeles Ca 2006
Installation of a Fiber Back bone, DVRs and Camera Upgrades
Brooklyn NY Metropolitan Detention Center / Installation of Command Center 2006

Federal Correctional Institute
FCI Gilmer Install Close Circuit Video & DVR System Glenville, WV 2003
FCI Gilmer / CCVS Chapel 2005
FCI Lompoc CCVS Visiting Center, Lompoc, CA 1999
FCI Herlong CCVS Chapel, Herlong CA 2005

Federal Prison Camp
Installation of Central Locking & Access Control
FPC Nellis, Las Vegas, NV 2001 FPC Lompoc, Lompoc CA 2001

Vandenberg Air Force Base Confinement Center CCVS & Digital DVR Install Lompoc, 2005

United States Postal System
Installation of Postal inspector Video Surveillance Criminal Investigation System
USPS Los Angeles Bulk Mail Center Los Angeles CA 2001 -2002
USPS Lovers Lane Visalia, CA 1998 / Full CIS Retrofit 2006
USPS Goleta Valley Goleta CA 1997 USPS Bryant Station Long Beach, CA 1997
USPS East Beach Station Santa Barbara Ca Full CIS Retro-Fit 2006

California Indian Gaming Casinos 1994-2003
Installation of Casino Closed Circuit Surveillance, Alarming, Audio, Locking & Access Control

Santa Ynez Indian Casino	Santa Ynez, CA	/	Shodakai / Coyote Valley Casino	Calpaella, CA
Serria Springs Casino	Big Pine, CA	/	Hopland Casino	Hopland, CA
Spotlight 29 Casino	Coachella, CA	/	Mono Wind Casino	Auberry, CA
Lucky Bear Casino	Hoopa, CA	/	Soboba Casino	San Jacinto, CA
Konocti Vista Casino	Lake Port, CA	/	Chicken Ranch Casino	Jamestown, CA
Twin Pines Casino	Middletown, CA	/	Fantasy Springs Casino	Indio, CA

THOR SYSTEMS earns a living by building Digital Surveillance Systems.

THOR SYSTEMS would like to be considered in an up-coming CCVS needs.

THOR SYSTEMS 2006



Vicon's USPS Certified Dealer Acknowledgement

Saturday, November 18, 2006

Company Name: Thor Systems
Contact: Thor Gibson
Phone: 805-735-6818
Fax: 805-735-2717

This is a notification letter verifying that **Thor Systems** is one of Vicon's USPS Certified Installers/Dealers. As one of Vicon's USPS Certified Dealers, **Thor Systems** agrees to comply with the terms & conditions outlined in Vicon's Certified Dealer Agreement which was completed & executed at the time of certification.

The quality of the performance by the installing dealer affects all aspects of the overall satisfaction of the USPS with their video surveillance system. As one of Vicon's USPS Certified Dealers, **Thor Systems** will ensure a timely, professional, & operation compliant installation involving little or no USPS intervention through project installation & completion.

Certified Dealer Requirements:


- Adherence to Vicon Installation Standards & USPS Specification Requirements on all projects (see USPS Master Specification Section 13705 dated 12/17/05).
- At least one individual from the Certified Dealer must be on site at all times during the installation of CCTV equipment
- Timely completion of projects
- System Certification & USPS Training upon installation completion

Vicon's commitment to providing quality installations does not end with the qualification & selection process. Dealers admitted to the program will be required to maintain the standards for Certification on an ongoing basis. Vicon, at its sole discretion, may remove any dealer from the program if they fail to comply with the guidelines set forth in the executed Certified Dealer Agreement. Any system and/or equipment malfunctions determined to be installation related must be addressed & resolved to the satisfaction of the USPS by the installing dealer at their cost. Vicon neither represents or assumes responsibility for installation related defects.

If you have any questions, comments, or concerns, please contact Vicon's USPS Account Administration Manager, Christine Stone, @ 1-800-645-9116 x365 or via email at cstone@vicon-cctv.com

Thank you for your participation in the Vicon Certified Service Program.





Cust Ref Chg #	Quote Date	Date Expired	Page
WV JAILS-GSA	11-15-06		1

Ship To: 22125*2
THOR SYSTEMSD
10 NORTH LEWIS STREET
GLENVILLE, WV 26351-9998
USA

Salesperson: 5 Tina Desiderato (Ext 251)		Delivery	Quote	Unit	Extended
Ln	Item/Model	Date	Quantity	Price	Price
1	875904 V910-W3312 ROUGHNECK V910 SURFACE-MOUNT DOME CAMERA OUTDOOR 24VAC W/ 1/3-IN EX-VIEW HI-RES COLOR CAMERA LIGHT BEIGE HOUSING & 3.3-12MM VF AUTOIRIS LENS SMOKED LOWER DOME	11-15-06	40 EA	444.00	17760.00
2	895900 KTX-4 VICONNET 4-CHANNEL DIGITAL VIDEO SERVER: 120FPS, VICONNET VER 3 AUDIO INPUT/OUTPUT 100 BASE-T NTSC/EIA & PAL/CCIR	11-15-06	10 EA	1449.00	14490.00
3	895920 KX-4-RK1 SINGLE UNIT RACK MOUNT KIT FOR KTX-4 & KRX-3	11-15-06	10 EA	91.00	910.00
4	642210 V248-300PS EIGHT CHANNEL POWER SUPPLY 115VAC INPUT 24/28VAC OUTPUT AT 10/12.5W UL LISTED	11-15-06	10 EA	169.00	1690.00
5	702810 S24WPS-1 POWER SUPPLY: 120VAC INPUT/ 24VAC OUTPUT FOR CAMERA DOMES, UL LISTED CLASS 2/3	11-15-06	10 EA	22.00	220.00
6	896100 VN-NVR-80 NETWORK VIDEO RECORDER: WITH VICONNET VERSION 3 SOFTWARE USED TO VIEW RECORD & CONFIGURE VIDEO	11-15-06	20 EA	3268.00	65360.00
<div>Time Printed 14:52:47</div>					



VICON INDUSTRIES INC.
89 ARKAY DRIVE
HAUPPAUGE NY 11788
TEL: (631) 952-CCTV (2288)
FAX: (631) 951-CCTV (2288)

Sales Quote 77692


Cust Ref Chg #	Quote Date	Date Expired	Page
WV JAILS-GSA	11-15-06		2

Bill To: 22125
THOR SYSTEMS
P.O. BOX 25
GLENNVILLE, WV 26351-9998
USA

Ship To: 22125*2
THOR SYSTEMSD
10 NORTH LEWIS STREET
GLENNVILLE, WV 26351-9998
USA

Salesperson: 5 Tina Desiderato (Ext 251)

Ln	Item/Model No Number	Delivery Date	Quote Quantity	Unit Price	Extended Price
	FROM IP VIDEO DEVICES & KOLLECTOR ELITE & PRO DIGITAL RECORDERS. TOWER CASE & 80GB INTERNAL STORAGE RAID COMPATIBLE				
	NO MONITORS QUOTED THANK YOU FOR CONSIDERING VICON!!! - This quotation is made subject to the published terms and conditions in Vicon's latest price book. - Vicon neither represents or assumes responsibility that this quotation meets the end users specifications or operational needs for performance or suitability. - This quote does not include sales or use tax. In the event that sales or use tax is applicable, that amount will be billed in addition to the quoted price. - Please indicate below or on your Purchase Order whether this equipment quotation is being solicited pursuant to an order received from the U.S. General Services Administration (GSA) under contract number GS07F0421K with Vicon Industries, Inc. - _____ Yes/No - -				




Cust Ref Chg #	Quote Date	Date Expired	Page
WV JAILS-GSA	11-15-06		3

Bill To: 22125
THOR SYSTEMS
P.O. BOX 25
GLENVILLE, WV 26351-9998
USA

Ship To: 22125*2
THOR SYSTEMSD
10 NORTH LEWIS STREET
GLENVILLE, WV 26351-9998
USA

Ln	Item/Model No Number	Delivery Date	Quote Quantity	Unit Price	Extended Price
Salesperson: 5 Tina Desiderato (Ext 231)					
.....CUSTOMER ACCEPTANCE.....					
Name:	<u>Ther Libson</u>				
Signature:	<u>[Handwritten Signature]</u>				
Title:	<u>Owner</u>	Date:	<u>11/28/2006</u>		
Purchase Order Ref No.	<u>RFO RJC590</u>				
Company Name:	<u>THOR SYSTEMS</u>				
**=Delivery dates relative to quote acceptance date					
Total					\$100,430.00



ROUGHNECK™

V910 Series Impact-Resistant Camera Domes

- Indoor/Outdoor
- High-resolution color or day/night camera
- 24 VAC
- Line lock and BLC features
- Varifocal or fixed autoiris lens
- Twisted-pair (UTP) video transmission versions available
- Easy installation

The Roughneck Series of Impact-Resistant Cameras offers high-security cameras in a compact domed housing. They are available for outdoor applications. The units are of die-cast aluminum construction and have high-impact polycarbonate

plastic domes. These camera packages are designed to withstand the harshest conditions and destructive environments of correctional facilities, warehouses and loading docks. The units include O-ring seals and a heater to allow operation in low temperature and in all weather conditions.

Tamper-resistant screws make the unit resistant to vandalism. The Roughneck V910 series has an integral camera with an isolated power input, high-resolution color or day/night, with a choice of lenses. Both camera types accept 24 VAC, provide BLC ON/OFF (DIP switch selectable) and feature line lock capability. A model is available that offers twisted pair video connection. A UTP receiver is required for twisted pair configurations. Refer to Table 1.

The camera mount offers adjustment to any view required. The camera position is adjustable horizontally and vertically (there is full 170° camera mounting adjustment). Roughneck's mounting base screws directly to walls and ceilings, reducing installation time and cost. The unit features a standard threaded conduit fitting for cable protection.

The Roughneck series complies with the requirements for an FCC Class A rating.

Vicon recommends the use of uninterruptible power supply systems (UPS) to prevent voltage fluctuations that can affect operation, cause video loss and damage to the equipment.

ASSOCIATED EQUIPMENT AND ACCESSORIES

Model V910-PH Pendant Housing, Product Code 8476: Used to allow the V910 Camera Dome to be installed in a pendant configuration. Requires an appropriate mount that can support the weight of the V910 and the V910-PH (approximately 5 lb, 2.3 kg) and adapts to a 1-inch NPT pipe thread. Can be used outdoors.

Model	Product Code	Description
V910-W3312/ V910-W3312-C	8759-04/ 8759-03	Indoor/Outdoor; 1/3-in. high-resolution ExView™ color camera and 3.3-12 mm autoiris varifocal lens; 24 VAC; isolated power input; heater; coaxial cable video; smoked lower dome. NTSC/PAL.
V910-W3312T/ V910-W3312T-C	8759-44/ 8759-43	Indoor/Outdoor; 1/3-in. high-resolution ExView color camera and 3.3-12 mm autoiris varifocal lens; 24 VAC; isolated power input; heater; twisted pair video; smoked lower dome. NTSC/PAL.
V910-W3312DN/ V910-W3312DN-C	8760-04/ 8760-03	Indoor/Outdoor; 1/4-in. high-resolution day/night color camera and 3.3-12 mm autoiris varifocal lens; 24 VAC; isolated power input; heater; coaxial cable video; smoked lower dome. NTSC/PAL.
V910FF-CA/UL V910FF-CA-C	8456-04/ 8456-03	Indoor/Outdoor; 1/3-in. high-resolution ExView color camera and 2.8 mm autoiris lens; 24 VAC; isolated power input; heater; coaxial cable video; smoked lower dome. NTSC/PAL.
UTP Receivers		
V212-NVT	7631	Receiver, converts UTP video to composite up to 500 ft from transmitter
V213-NVT	6518	Receiver, converts UTP video to composite up to 1000 ft from transmitter
V652R-NVT	7453	Receiver, converts UTP video to composite up to 3000 ft from transmitter (does not support Vicoax systems)
V1613-NVT	7648	16-Channel Hub Receiver, converts UTP video to composite up to 1000 ft from each transmitter
V1662-NVT	6519	16-Channel Hub Receiver, converts UTP video to composite up to 3000 ft from each transmitter (does not support Vicoax systems)
Power Supplies		
S24WPS-1	7028-10	Single-channel, indoor/outdoor, 120 VAC input, 24 VAC output, 2 A
S24PS-230	7027-01	Single-channel, indoor, 230 VAC input, 24 VAC output, 2.5 A
V2448-175PS	6410-20	Four-channel, indoor, 120 VAC input, 24/28 VAC output (jumper selectable), 7/6.25 amps (total)
V248-300PS	6422-10	Eight-channel, indoor, 120 VAC input, 24/28 VAC output, 12.5/10 A (total)
V2416-600PS	8437	Sixteen-channel, indoor, 120 VAC input, 24/28 VAC, 25/20 A (total)

Caution: Be aware that some of these power supplies are for indoor use only. Also note that on multi-channel units, the amperage stated is the total for all channels. To assure sufficient current to individual cameras, connect only the number of cameras that use less than the maximum supply current.

Table 1: Models, Products Codes and Descriptions

ELECTRICAL

Input Voltage: 24 VAC $\pm 20\%$, isolated.
Current: 0.5 A nominal;
 0.6 A max., including heater.
Power Consumption*: 12.0 W nominal;
 17.4 W max., including heater.

Maximum Power Distance:

Voltage	Wire Gauge ft (m)				
	20	18	16	14	12
24 VAC	500 (152)	781 (238)	1250 (381)	2000 (610)	3125 (953)

Heat Equivalent: 0.7 btu/min (0.17 kg-cal/min) nominal;
 1.0 btu/min (0.25 kg-cal/min) max., including heater.
 Note: These figures represent the conversion of 100% of the electrical energy to heat. Actual percentage of the heat generated will be less and will vary from product to product. These figures are provided as an aid in determining the extent of cooling required for an installation.

Connectors: Power: 2-pin terminal block.
 Video: BNC on pendant cable or UTP terminal.
 Heater: 2-pin connector.

Video Output Impedance: 75 ohms.

Scanning System: NTSC: 525 lines, 60 fields/sec.
 PAL: 625 lines, 50 fields/sec.

Radio Frequency Emission Rating: FCC Class A.

Camera/Lens Specification: Refer to Table 2.

OPERATIONAL

Tilt and Horizontal Adjustment: 3-axis adjustment: pan, tilt and roll.

MECHANICAL

Application: Indoor/Outdoor.

Mounting: Wall or ceiling. Pendant option.

Dimensions: Height (H): 5.1 in. (130 mm).
 Total Diameter (D1): 6.1 in. (155 mm).
 Dome Diameter (D2): 4.7 in. (119 mm).

Weight: Approximately 4 lb (1.8 kg).

Construction: Base/Cover: die-cast aluminum.
 Dome: polycarbonate plastic.

Finish: Base/Cover: painted light beige.
 Dome: smoked.

Shipping Dimensions: Height: 9.25 in. (235 mm).
 Width: 9.25 in. (235 mm).
 Depth: 10.375 in. (264 mm).

Shipping Weight: Approximately 5 lb (2.3 kg).

Shipping Volume: 0.5 ft³ (0.014 m³).

ENVIRONMENTAL

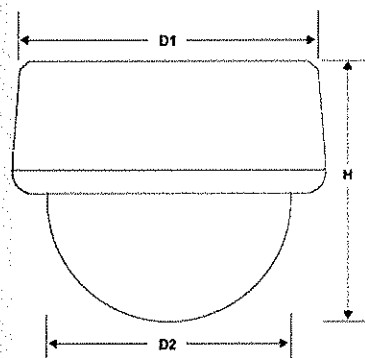
Operating Temperature Range: With Heater: -22 to 140° F (-30 to 60° C).

Operating Humidity Range: Up to 95% relative, noncondensing.

Storage Temperature Range: -40 to 150° F (-40 to 65° C) maximum.

Storage Humidity Range: Up to 90% relative, noncondensing.

Wind Load: Heavy rain or snow driven by winds up to 80 mph.



**Note:*
 Nominal power and current levels are calculated @ 24.0 VAC input line voltage.
 Maximum power and current levels are calculated @ 29.0 VAC input line voltage.

Model	V910-W3312I-C/ V910-W3312T/-C	V910-W3312DN/ V910-W3312DN-C	V910FF-CA/ V910FF-CA-C
Camera			
Image Device	1/3-inch ExView CCD 2:1 interface, NTSC/PAL	1/4-inch CCD 2:1 interface, NTSC/PAL	1/3-inch ExView CCD 2:1 interface, NTSC/PAL
Color/Monochrome	Color	Color	Color
Resolution (TV lines)	480	Color: 480 Mono: 580	480
Sensitivity fc (lux)	0.07 (0.8) at 40 IRE, f/1.6	Day: 0.07 (0.8) Night: 0.009 (0.1) at 40 IRE, f/1.4	0.056 (0.6) at 40 IRE, f/1.4
Synchronization	Internal/Line lock DIP switch selectable	Internal/Line lock DIP switch selectable	Internal/Line lock DIP switch selectable
Electronic Iris (sec)	NTSC: 1/60-1/100,000 PAL: 1/50-1/100,000	NTSC: 1/60-1/100,000 PAL: 1/50-1/100,000	NTSC: 1/60-1/100,000 PAL: 1/50-1/100,000
BLC	ON/OFF DIP switch selectable	ON/OFF DIP switch selectable	ON/OFF DIP switch selectable
AGC	ON/OFF DIP switch selectable	ON/OFF DIP switch selectable	ON/OFF DIP switch selectable
Signal-to-Noise Ratio	>48 dB (AGC off)	>48 dB (AGC off)	>48 dB (AGC off)
Lens			
Focal Length (mm)	3.3-12 varifocal with autoiris	3.3-12 varifocal with autoiris	2.8 with autoiris
Field-of View	Horiz: 83.9°-23.91° Vert: 61.9°-17.93°	Horiz: 83.9°-23.91° Vert: 61.9°-17.93°	Horizontal: 72.4° Vertical: 96.8°

Table 2: Camera/Lens Specifications



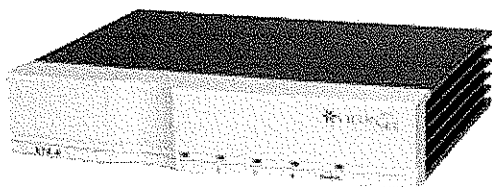
Leading the Security Industry Since 1967

[HOME](#)[COMPANY](#)[PRODUCTS](#)[SUPPORT](#)[TRAINING](#)

PRODUCTS

[Main](#) > [Digital Video Transport and Storage Systems](#) > KTX-4

Digital Video Transport and Storage System ViconNet Video Server



VICONNET 4-CHANNEL DIGITAL VIDEO SERVER; 120 fps, Vicon input/output; power over Ethernet capable

[\[+\]Click to Enlarge](#)

Model No.	KTX-4
Product Code	8959-00
Data Sheets	ktx-4
Specifications	KTX4_V172-10-01(V3)
AE Specs	KTX4-V3
Installation and Operation Manual	KTX-4(V3)_XX172-10-00



Vicon...Experience the Power of ViconNet.

**TECHNICAL SPECIFICATIONS
DIVISION 13 - SPECIAL CONSTRUCTION
SECTION 137__ - SECURITY CCTV SYSTEM**

SECURITY SYSTEM

PART 2 - PRODUCTS

2.01 GENERAL

- A. All equipment and materials used shall be standard components, regularly manufactured, regularly utilized in the manufacturer's system.
- B. All systems and components shall have been thoroughly tested and proven in actual use.
- C. All systems and components shall be provided with the availability of a toll free 24-hour technical support phone number from the manufacturer. The phone number shall allow for immediate technical assistance for either the dealer/installer or the end user at no charge.
- D. All systems and components shall be provided with an explicit manufacturer warranty.

2.02 4-CHANNEL IP DIGITAL VIDEO SERVER

- A. The IP server shall transmit 4 channels of high quality video across the network for remote viewing and recording. It shall be powered by a proprietary digital video management system.
- B. The server shall have a maximum video transmission rate of 4 simultaneous channels up to 120 fps (100 fps PAL) at 720 x 488 pixels (4 CIF) (864 x 586 PAL).
- C. The server shall use optimized proprietary compression based on MPEG4 that optimizes data and maximizes picture quality.
- D. Simultaneous transmission of multiple channel video across the LAN and WAN (Internet) to connected network digital video recorders and master workstations shall be provided.
- E. The server shall be configurable remotely from network digital video recorders and master workstations.
- F. Two channels of audio for communications and recording shall be provided; four alarm inputs/outputs shall be provided.
- G. The server shall be capable of 10 simultaneous viewing/recording streams per server.
- H. Video transmitted from the server shall allow Museum Search (Smart Search) feature to scan hours of video in minutes.
- I. The server shall use MD5 128-bit algorithm video data authentication to ensure data integrity.
- J. The LAN interface shall be 100 Mbps, TCP/IP Unicast.
- K. Video bandwidth shall be 1.7 Mbps (per video stream), nominal.
- L. Control of operation and recording from a macro shall be available.
- M. Levels of user authorization for different functions shall be provided.
- N. Remote software updates for the server shall be available.
- O. Watch dog option shall cause a reboot when server is not responding.
- P. PTZ control from application over Ethernet shall be provided.
- Q. Alarm report shall be able to run a response macro on units on the network. External alarms shall be provided.
- R. DHCP support shall be provided.

- S. Definition of movement in a specific area (region-of-interest) from a workstation shall available.
- T. Video motion detection shall be provided.
- U. The server shall be powered by 24 VAC or PoE.
- V. Several mounting options shall be available.
- W. The server shall have the following mechanical specifications:
 - Dimensions: Depth: 6.75 in. (153 mm).
 - Height: 1.73 in. (44 mm).
 - Width: 8.5 in. (216 mm)
 - Weight: 2.25 lb (1.0 kg)

The server shall be Vicon Industries model KTX-4.

Spec V172-10-00



- **Network Video Recorder (NVR)** stores digital video from all ViconNet IP video devices
- Can be purchased as either a pre-configured PC or as software only
- Pre-configured units include internal storage up to 1.6 TB which can be expanded up to 8 TB with external RAID devices
- Full ViconNet software suite for viewing and recording any IP video device or DVR on the network
- Dual screen capabilities supports geographical map control
- New Rev 3.0 includes support for system integration with industry leading access control and video analysis systems
- Software option is compatible with standard servers running Windows XP™

ViconNet's Rev 3.0 unveils the true power of a Digital Video Management System that was designed from the start to support DVR and IP video solutions. The VN1000V3 is a software solution that loads onto common PC and server platforms running Windows XP™ and turns your computer into an NVR with complete video management capabilities. This solution is also made available in a pre-configured PC that includes extended storage options and RAID compatibility (under model VN-NVR series).

Rev 3.0 features include a flexible Geographic User Interface (MAP GUI) used to overlay camera icons for intuitive physical positioning for easier selection and control of fixed and PTZ cameras. Now, future upgrades will be possible over the network from remote sites.

Integration has become a standard requirement among video systems and ViconNet Rev 3.0 supports that need with integration to industry-leading Access Security Systems and Video Analytics Systems. Combined, these systems create a whole new level of security system performance.

Model Descriptions

Model Number	Product Code	Description
VN1000V3	8797-00	Network Video Recorder Version 3 Software; used to view, record and configure video from IP video devices and Kollektor Elite and Pro Digital Recorders (software only).
VN-NVR-80	8961-00	Network Video Recorder; includes ViconNet's complete version 3 software suite used to view, record and configure video from IP video devices and Kollektor Elite and Pro Digital Recorders. 80 GB of internal storage; RAID configurations sold as options.
VN-NVR-800	8961-20	Network Video Recorder; includes ViconNet's complete version 3 software suite used to view, record and configure video from IP video devices and Kollektor Elite and Pro Digital Recorders. 800 GB of internal storage; RAID configurations sold as options.
VN-NVR-1200	8961-30	Network Video Recorder; includes ViconNet's complete version 3 software suite used to view, record and configure video from IP video devices and Kollektor Elite and Pro Digital Recorders. 1.2 TB of internal storage; RAID configurations sold as options.
VN-NVR-1600	8961-40	Network Video Recorder; includes ViconNet's complete version 3 software suite used to view, record and configure video from IP video devices and Kollektor Elite and Pro Digital Recorders. 1.6 TB of internal storage; RAID configurations sold as options.

Note: Rack-mount versions are available.

World Headquarters
Hauppauge, New York
631-952-CCTV (2288)
800-645-9116

European Headquarters
Fareham, PO 15 5TX
United Kingdom
+44 (0) 1489 566300

Brussels Office
Zaventem
Belgium
+32 (2) 712 8780

Hong Kong Office
Shatin
New Territories
852-2145-7118





Leading the Security Industry Since 1967

[HOME](#)[COMPANY](#)[PRODUCTS](#)[SUPPORT](#)[TRAINING](#)

PRODUCTS

[Main](#) > [Digital Video Transport and Storage Systems](#) > VN-NVR-80

Digital Video Transport and Storage System ViconNet Master Control Station Software and PC



NETWORK VIDEO RECORDER; includes pre-loaded VN1000 and configure ViconNet IP devices and recorders; 80 GB ir

[\[+\]Click to Enlarge](#)

Model No.	VN-NVR-80
Product Code	8961-00
Data Sheets	vn1000
Specifications	VN-NVR(V3)_V113-05
AE Specs	V113-04-00AE
Software Manual	XX113-030-00
Driver Manual	XX113-562-00



Vicon...Experience the Power of ViconNet.

VN1000V3 COMPUTER REQUIREMENTS

Operating System:	Windows XP.
CPU:	Pentium® IV, 2.3 GHz minimum.
RAM Memory:	512 MB minimum.
Hard Drive:	3 GB of free space required.
Mouse:	PS-2 or USB type required.
LAN Card:	100 Mbps required for network connection.
VGA Adapter:	Any AGP Adapter using nVidia® GeForce FX5200™ GPU or the ATI Radeon 7500, 64 MB RAM card. Minimum settings are 1024 x 768 pixels and 32-bit color.
VGA Monitor:	17 in. (432 mm) size, 1024 x 768 pixels, 32-bit color minimum.

VN1000 SOFTWARE FEATURES

Main Window Screen:	A multi-channel display area containing up to 16 connected cameras and microphones and all necessary controls to operate and setup the system.
Graphical Map:	Supports realistic camera location (a workstation with a dual output VGA will allow showing the map on a dedicated monitor while viewing video on the other).
Site and Device Tree:	A physical list of all known network Site areas and connected cameras and microphones.
Quick Playback:	Start video playback of live camera with a few clicks.
Play from Time:	Call up images from any database on the network from Main Screen.
Navigator Window:	A graphical display of recorded video. It contains a set of function buttons used to access the video on-screen.
Control Dialog Display Area:	A space to work in conjunction with the Other Controls area.
Toolbar:	An area providing access to all major functionality of the system.
Display Mode Controls Area:	A palette of buttons to set the picture quality (resolution) and refresh mode of the live video display.
Other Controls Area:	A palette of buttons that activate when a valid device is selected from the Site and Device Tree.
System Configuration:	A Main Settings menu used for setup of devices, authorization and all other system functions.
Function Control Area:	A palette of controls used to enable or disable the video recording as well as any current running macros in the system.
Network and Sites Configuration:	The network portion of this feature allows setup of a system Nucleus and Backup Nucleus.
Macro Configuration:	Macros can be defined for recorded or displayed/played cameras, microphones and related devices (sensors).
Device Configuration:	Devices can be configured for system recognition and operation.
Authorization Rights Setup:	Group rights can be configured by specific site. Rights provide authority to perform all system functions.
Log Reporting:	Continuously running activity log.
Schedule Function:	System can be set to record and display a video "tour" of multiple channels.
Alarm Configuration:	Alarms are programmed to annunciate under the conditions.
Authentication:	Video authentication is established by site and affects the destination video.
Central Failure Notification (CFN):	Sends notification indicating certain applications have failed.
Recording Verification System (RVS):	Ensures continuous recording by notifying any recording errors.
Storage Database Utilities:	Supports realistic camera location (a workstation with a dual output VGA will allow showing the map on a dedicated monitor while viewing video on the other).

VN-NVR

ELECTRICAL

Motherboard/Power Supply:	ATX motherboard with 300 W power supply. Note: Vicon strongly recommends the use of uninterruptible power supply systems (UPS) to prevent voltage fluctuations that can affect operation and cause damage to the equipment.
Operating System:	Windows XP.
CPU:	Pentium IV, 2.66 GHz.
RAM Memory:	512 MB DDR-SDRAM DIMM.
Floppy Drive:	Standard 1.44 MB type.
Hard Drive:	80 GB-1.6 TB, model dependent.
Pointing Device:	PS-2 wheel mouse.
Keyboard:	PS-2, 101 keys.
LAN Card:	100 Mbps PCI type.
VGA Adapter:	AGP Adapter using nVidia's® GeForce FX5200-GPU, 128 MB RAM.
Cooling:	Internal fan, 45 cfm flow rate.

MECHANICAL

Case Style:	Standard mid-height tower or rack mount.
Dimensions:	Tower: Height: 16.7 in. (424 mm). Width: 7.5 in. (191 mm). Depth: 16.7 in. (424 mm). Rack Mount: Height: 3.4 in. (86 mm). Width: 19.0 in (483 mm). Depth: 22.5 in. (572 mm). Tower: 30 lb (13.6 kg). Rack Mount: 26 lb (11.8 kg).
Weight:	Steel and plastic.
Construction:	Black.
Color:	

ENVIRONMENTAL

Operating Temperature Range:	32 to 104° F (0 to 40° C).
Operating Humidity Range:	0 to 95% relative, noncondensing.



20 LOUROE ELECTRONICS BALANCED MICROPHONES

Microphones



Verifact L-DT Microphone

The Verifact Model L-DT has two opposing built-in omni-directional, low impedance, electret condenser microphones with built-in preamp. It is enclosed in a sturdy ABS housing with a non-slip bottom for adherence to desktop or flat horizontal surface. Designed for interviews, speech therapy labs, or where ceiling or wall mounting is not practical. Model L-DT microphone is compatible with all Louroe base stations. Produces line level output.

Dimensions: 4 5/8" L x 3 1/8" W x 1 9/16" H

Specifications

Supporting Materials include conduit, interface wiring, necessary racking units



State of West Virginia
Department of Administration
Purchasing Division
2019 Washington Street East
Post Office Box 50130
Charleston, WV 25305-0130

Request for Quotation

RFQ NUMBER
RJC590

PAGE
1

ADDRESS CORRESPONDENCE TO ATTENTION OF:
BUYER 32 304-558-0492

RFQ COPY
TYPE NAME/ADDRESS HERE

THOR SYSTEMS
10 North Lewis
Glenville WV 26351

REG'L JAIL & CORR'L AUTH'Y

1325 VIRGINIA STREET EAST
CHARLESTON, WV
25301 304-558-2110

DATE PRINTED	TERMS OF SALE	SHIP VIA	F.O.B.	FREIGHT TERMS
10/31/2006				

BID OPENING DATE: 11/22/2006 BID OPENING TIME 01:30PM

LINE	QUANTITY	UOP	CAT. NO.	ITEM NUMBER	UNIT PRICE	AMOUNT
<p align="center">REQUEST FOR QUOTATION</p> <p>THE PURCHASING DIVISION IS SOLICITING BIDS FOR THE WV REGIONAL RAIL & CORRECTIONAL FACILITY AUTHORITY TO PROVIDE SURVEILLANCE AUDIO & VIDEO CAMERA SYSTEM IN TEN (10) REGIONAL JAIL FACILITIES.</p> <p>ATTACHMENTS:</p> <p>1. SPECIFICATIONS 2. AFFIDAVIT</p> <p>MANDATORY ON-SITE PRE-BID:</p> <p>LOCATION: SOUTH-CENTRAL REGIONAL JAIL 1001 CENTRE WAY CHARLESTON, WV 25309</p> <p>GENERAL AREA: SOUTHRIDGE SHOPPING CENTER RT. 119, CORRIDOR G</p> <p>WHEN: NOVEMBER 14, 2006, 1:00 PM</p> <p>NOTE: FAILURE TO ATTEND THE PRE-BID WILL AUTOMATICALLY DISQUALIFY A BIDDER FROM RECEIVING THE CONTRACT.</p> <p>FAILURE TO PROVIDE A LUMP SUM BID FOR ALL LOCATIONS WILL AUTOMATICALLY DISQUALIFY A BIDDER FROM RECEIVING THE CONTRACT</p> <p>QUESTIONS: QUESTIONS WILL BE ACCEPTED ONE WEEK PRIOR TO THE BID OPENING DATE AS ESTABLISHED BY ANY ADDENDUM THAT WILL ISSUED IN THE FUTURE OR THE ESTABLISHED BID OPENING DATE AS STATED ON THIS DOCUMENT.</p>						

THOR SYSTEMS
10 North Lewis St.
GLENVILLE WV 26351
304-462-4593

SEE REVERSE SIDE FOR TERMS AND CONDITIONS

SIGNATURE	TELEPHONE	DATE
<i>Thor M. Lewis</i>	304 462-4593	11/20/2006
TITLE	FEIN	ADDRESS CHANGES TO BE NOTED ABOVE
Owner	070 770404029	

WHEN RESPONDING TO RFQ, INSERT NAME AND ADDRESS IN SPACE ABOVE LABELED 'VENDOR'



State of West Virginia
Department of Administration
Purchasing Division
2019 Washington Street East
Post Office Box 50130
Charleston, WV 25305-0130

Request for Quotation

RFQ NUMBER
RJC590

PAGE
2

ADDRESS CORRESPONDENCE TO ATTENTION OF:
BUYER 32 304-558-0492

RFQ COPY
TYPE NAME/ADDRESS HERE

THOR SYSTEMS
10 North Lewis
Glenville WV 26351

REG'L JAIL & CORR'L AUTH'Y

1325 VIRGINIA STREET EAST
CHARLESTON, WV
25301 304-558-2110

DATE PRINTED	TERMS OF SALE	SHIP VIA	F.O.B.	FREIGHT TERMS
10/31/2006				

BID OPENING DATE: 11/22/2006 BID OPENING TIME 01:30PM

LINE	QUANTITY	UOP	CAT NO	ITEM NUMBER	UNIT PRICE	AMOUNT
0001	10	EA		840-84	For Each Jail \$15,000.00	Total for All 10 Jails \$150,000.00
SURVEILLANCE AUDIO & VIDEO CAMERA SYSTEM						One Hundred Fifty Thousand Dollars
EXHIBIT 5						
NOTICE TO PROCEED: THIS CONTRACT IS TO BE PERFORMED WITHIN 120 CALENDAR DAYS AFTER THE NOTICE TO PROCEED IS RECEIVED. UNLESS OTHERWISE SPECIFIED, THE FULLY EXECUTED PURCHASE ORDER WILL BE CONSIDERED NOTICE TO PROCEED.						
CANCELLATION: THE DIRECTOR OF PURCHASING RESERVES THE RIGHT TO CANCEL THIS CONTRACT IMMEDIATELY UPON WRITTEN NOTICE TO THE VENDOR IF THE MATERIALS OR WORKMANSHIP SUPPLIED ARE OF AN INFERIOR QUALITY OR DO NOT CONFORM WITH THE SPECIFICATIONS OF THE BID AND CONTRACT HERE IN.						
WAGE RATES: THE CONTRACTOR OR SUBCONTRACTOR SHALL PAY THE HIGHER OF THE U.S. DEPARTMENT OF LABOR MINIMUM WAGE RATES AS ESTABLISHED FOR THE APPLICABLE COUNTY, PURSUANT TO WEST VIRGINIA CODE 21-5A, ET, SEQ. (PREVAILING WAGE RATES APPLY TO THIS PROJECT)						
ARBITRATION: ANY REFERENCES MADE TO ARBITRATION OR INTEREST FOR PAYMENTS DUE (EXCEPT FOR ANY INTEREST REQUIRED BY STATE LAW) CONTAINED IN THIS CONTRACT OR IN ANY AMERICAN INSTITUTE OF ARCHITECTS DOCUMENTS PERTAINING TO THIS CONTRACT ARE HEREBY DELETED.						
WORKERS' COMPENSATION: VENDOR IS REQUIRED TO PROVIDE A CERTIFICATE FROM WORKERS' COMPENSATION IF SUCCESSFUL.						

THOR SYSTEMS
10 North Lewis St.
GLENVILLE WV 26351
304-462-4593

THOR SYSTEMS
10 North Lewis St.
GLENVILLE WV 26351
304-462-4593

SEE REVERSE SIDE FOR TERMS AND CONDITIONS		
SIGNATURE <i>Thor M. Allen</i>	TELEPHONE 304 462-4593	DATE 11/20/2006
TITLE Owner	FEIN 770404029	ADDRESS CHANGES TO BE NOTED ABOVE

WHEN RESPONDING TO RFQ, INSERT NAME AND ADDRESS IN SPACE ABOVE LABELED 'VENDOR'



State of West Virginia
Department of Administration
Purchasing Division
2019 Washington Street East
Post Office Box 50130
Charleston, WV 25305-0130

Request for Quotation

RFQ NUMBER

RJC590

PAGE

3

ADDRESS CORRESPONDENCE TO ATTENTION OF

BUYER 32
304-558-0492

RFQ COPY

TYPE NAME/ADDRESS HERE

THOR SYSTEMS
10 North Lewis
Glenville WV 26351

REG'L JAIL & CORR'L AUTH'Y

1325 VIRGINIA STREET EAST
CHARLESTON, WV
25301 304-558-2110

DATE PRINTED	TERMS OF SALE	SHIP VIA	F.O.B.	FREIGHT TERMS
10/31/2006				

BID OPENING DATE:

11/22/2006

BID OPENING TIME

01:30PM

LINE	QUANTITY	UOP	CAT. NO.	ITEM NUMBER	UNIT PRICE	AMOUNT
ALL OF THE ITEMS CHECKED BELOW WILL BE A REQUIREMENT OF THIS CONTRACT:						
(XX) INSURANCE: SUCCESSFUL VENDOR SHALL FURNISH PROOF OF COMMERCIAL GENERAL LIABILITY INSURANCE PRIOR TO ISSUANCE OF CONTRACT. UNLESS OTHERWISE SPECIFIED IN THE BID DOCUMENTS, THE MINIMUM AMOUNT OF INSURANCE COVERAGE REQUIRED IS \$250,000.						
() BUILDERS RISK INSURANCE: SUCCESSFUL VENDOR SHALL FURNISH PROOF OF BUILDERS RISK - ALL RISK INSURANCE IN AN AMOUNT EQUAL TO 100% OF THE AMOUNT OF THE CONTRACT.						
(XX) BONDS: FIVE PERCENT (5%) OF THE TOTAL AMOUNT OF THE BID PAYABLE TO THE STATE OF WEST VIRGINIA, SHALL BE SUBMITTED WITH EACH BID AS A BID BOND. THE SUCCESSFUL BIDDER SHALL ALSO FURNISH A PERFORMANCE BOND AND LABOR/MATERIAL BOND FOR 100% OF THE AMOUNT OF THE CONTRACT. BONDS MAY BE PROVIDED IN THE FORM OF A CERTIFIED CHECK, IRREVOCABLE LETTER OF CREDIT, OR BOND FURNISHED BY A SOLVENT SURETY COMPANY AUTHORIZED TO DO BUSINESS IN THE STATE OF WEST VIRGINIA. A LETTER OF CREDIT SUBMITTED IN LIEU OF A PERFORMANCE AND LABOR & MATERIAL BOND WILL ONLY BE ALLOWED FOR PROJECTS UNDER \$100,000. PERSONAL OR BUSINESS CHECKS ARE NOT ACCEPTABLE IN LIEU OF THE 5% BID BOND, PERFORMANCE BOND, OR LABOR AND MATERIAL BOND.						
() MAINTENANCE BOND: A TWO (2) YEAR MAINTENANCE BOND COVERING THE ROOFING SYSTEM WILL BE A REQUIREMENT OF THE SUCCESSFUL VENDOR.						
REV. 11/00						
EXHIBIT 7						

THOR SYSTEMS
10 North Lewis St.
GLENVILLE WV 26351
76-462-4593

SEE REVERSE SIDE FOR TERMS AND CONDITIONS

SIGNATURE	<i>Thor Systems</i>	TELEPHONE	304 462-4593	DATE	11/20/2006
TITLE	Owner	FEIN	770404029	ADDRESS CHANGES TO BE NOTED ABOVE	

WHEN RESPONDING TO RFQ, INSERT NAME AND ADDRESS IN SPACE ABOVE LABELED 'VENDOR'

ACORD CERTIFICATE OF LIABILITY INSURANCE

DATE (MM/DD/YYYY)
10/23/2006PRODUCER (304)269-3095 FAX (304)269-5523
G.J. Garton Insurance Agency, Inc.
400 U.S. Highway 33 East
Weston, WV 26452-7051
Joshua GartonTHIS CERTIFICATE IS ISSUED AS A MATTER OF INFORMATION
ONLY AND CONFERS NO RIGHTS UPON THE CERTIFICATE
HOLDER. THIS CERTIFICATE DOES NOT AMEND, EXTEND OR
ALTER THE COVERAGE AFFORDED BY THE POLICIES BELOW.INSURED Thor Systems
DBA: Thor Gibson
PO BOX 25
Glenville, WV 26351

INSURERS AFFORDING COVERAGE

NAIC #

INSURER A: National Fire & Marine Ins Co

INSURER B: Allstate

INSURER C:

INSURER D:

INSURER E:

COVERAGES

THE POLICIES OF INSURANCE LISTED BELOW HAVE BEEN ISSUED TO THE INSURED NAMED ABOVE FOR THE POLICY PERIOD INDICATED. NOTWITHSTANDING
ANY REQUIREMENT, TERM OR CONDITION OF ANY CONTRACT OR OTHER DOCUMENT WITH RESPECT TO WHICH THIS CERTIFICATE MAY BE ISSUED OR
MAY PERTAIN, THE INSURANCE AFFORDED BY THE POLICIES DESCRIBED HEREIN IS SUBJECT TO ALL THE TERMS, EXCLUSIONS AND CONDITIONS OF SUCH
POLICIES. AGGREGATE LIMITS SHOWN MAY HAVE BEEN REDUCED BY PAID CLAIMS.

INSR	ADD'L	TYPE OF INSURANCE	POLICY NUMBER	POLICY EFFECTIVE DATE (MM/DD/YY)	POLICY EXPIRATION DATE (MM/DD/YY)	LIMITS
A		GENERAL LIABILITY	72LPS002854	08/01/2006	08/01/2007	EACH OCCURRENCE \$ 1,000,000
		<input checked="" type="checkbox"/> COMMERCIAL GENERAL LIABILITY				DAMAGE TO RENTED PREMISES (Ea occurrence) \$ 100,000
		<input type="checkbox"/> CLAIMS MADE <input checked="" type="checkbox"/> OCCUR				MED EXP (Any one person) \$ 5,000
		GEN'L AGGREGATE LIMIT APPLIES PER:				PERSONAL & ADV INJURY \$ 1,000,000
		<input type="checkbox"/> POLICY <input type="checkbox"/> PRO-JECT <input type="checkbox"/> LOC				GENERAL AGGREGATE \$ 2,000,000
						PRODUCTS - COMP/OP AGG \$ 2,000,000
B		AUTOMOBILE LIABILITY	CA048748093	10/27/2005 10/27/2006	10/27/2006 10/27/2007	COMBINED SINGLE LIMIT (Ea accident) \$ 1,000,000
		<input type="checkbox"/> ANY AUTO				BODILY INJURY (Per person) \$
		<input checked="" type="checkbox"/> SCHEDULED AUTOS				BODILY INJURY (Per accident) \$
		<input type="checkbox"/> HIRED AUTOS				PROPERTY DAMAGE (Per accident) \$
		<input type="checkbox"/> NON-OWNED AUTOS				
		GARAGE LIABILITY				AUTO ONLY - EA ACCIDENT \$
		<input type="checkbox"/> ANY AUTO				OTHER THAN EA ACC \$
						AUTO ONLY: AGG \$
		EXCESS/UMBRELLA LIABILITY				EACH OCCURRENCE \$
		<input type="checkbox"/> OCCUR <input type="checkbox"/> CLAIMS MADE				AGGREGATE \$
		<input type="checkbox"/> DEDUCTIBLE				\$
		RETENTION \$				\$
A		WORKERS COMPENSATION AND EMPLOYERS' LIABILITY	72LPS002854	08/01/2006	08/01/2007	<input type="checkbox"/> WC STATU-TORY LIMITS <input checked="" type="checkbox"/> OTH-ER
		E.I. EACH ACCIDENT \$ 1,000,000				
		E.I. DISEASE - EA EMPLOYEE \$ 1,000,000				
		E.I. DISEASE - POLICY LIMIT \$ 1,000,000				
		ANY PROPRIETOR/PARTNER/EXECUTIVE OFFICER/MEMBER EXCLUDED?				
		If yes, describe under SPECIAL PROVISIONS below				
		OTHER				

DESCRIPTION OF OPERATIONS / LOCATIONS / VEHICLES / EXCLUSIONS ADDED BY ENDORSEMENT / SPECIAL PROVISIONS

Installation of close circuit video systems

CERTIFICATE HOLDER


CANCELLATION

SHOULD ANY OF THE ABOVE DESCRIBED POLICIES BE CANCELLED BEFORE THE
EXPIRATION DATE THEREOF, THE ISSUING INSURER WILL ENDEAVOR TO MAIL
30 DAYS WRITTEN NOTICE TO THE CERTIFICATE HOLDER NAMED TO THE LEFT,
BUT FAILURE TO MAIL SUCH NOTICE SHALL IMPOSE NO OBLIGATION OR LIABILITY
OF ANY KIND UPON THE INSURER, ITS AGENTS OR REPRESENTATIVES.

AUTHORIZED REPRESENTATIVE



Central Contractor Registration / Department of Defense Number
CCR / DOD 770404029 / Small Business & Veteran Owned
Certified Vicon Dealer / Installer GSA GS07F0421K
E-Mail: thorg@thorsecure.com Website: www.thorsystems.biz
DUNS 933678575
Eastern Regional Office
10 North Lewis Street
Glenville, West Virginia 26351
(304) 462-4593 / Fax (304) 462-4594



Thor Gibson Cell 304-838-3069
thorg@thorsecure.com
THOR SYSTEMS 11/2006



State of West Virginia
Department of Administration
Purchasing Division
2019 Washington Street East
Post Office Box 50130
Charleston, WV 25305-0130

Request for Quotation

RFQ NUMBER

RJC590

PAGE

4

ADDRESS CORRESPONDENCE TO ATTENTION OF:

BUYER 32

304-558-0492

RFQ COPY

TYPE NAME/ADDRESS HERE

THOR SYSTEMS
10 North Lewis
Glenville WV 26351

REG'L JAIL & CORR'L AUTH'Y

1325 VIRGINIA STREET EAST
CHARLESTON, WV
25301

304-558-2110

DATE PRINTED	TERMS OF SALE	SHIP VIA	F.O.B.	FREIGHT TERMS
10/31/2006				

BID OPENING DATE:

11/22/2006

BID OPENING TIME

01:30PM

LINE	QUANTITY	UOP	CAT. NO.	ITEM NUMBER	UNIT PRICE	AMOUNT
DOMESTIC ALUMINUM, GLASS & STEEL IN PUBLIC WORKS PROJECTS						
IN ACCORDANCE WITH WEST VIRGINIA CODE 5-19-1 ET., SEQ., EVERY CONTRACT FOR CONSTRUCTION, RECONSTRUCTION, ALTERATION, REPAIR, IMPROVEMENT OR MAINTENANCE OF PUBLIC WORKS, WHERE THE COST IS MORE THAN \$50,000 AND, IN THE CASE OF STEEL ONLY, WHERE THE COST OF STEEL IS MORE THAN \$50,000 OR WHERE MORE THAN 10,000 POUNDS OF STEEL ARE REQUIRED, THE STATE WILL ACCEPT ONLY ALUMINUM GLASS, OR STEEL PRODUCTS PRODUCED IN THE UNITED STATES IN ADDITION, ITEMS OF MACHINERY OR EQUIPMENT PURCHASED FOR USE AT THE SITE OF PUBLIC WORKS SHALL BE MADE OF DOMESTIC ALUMINUM, GLASS OR STEEL, UNLESS THE COST OF THE PRODUCT IS LESS THAN \$50,000 OR LESS THAN 10,000 POUNDS OF STEEL ARE USED IN PUBLIC WORKS PROJECTS.						
FOREIGN MADE ALUMINUM, GLASS OR STEEL PRODUCTS MAY BE ACCEPTED ONLY IF THE COST OF DOMESTIC PRODUCTS IS FOUND TO BE UNREASONABLE. SUCH COST IS UNREASONABLE IF IT IS 20% OR MORE HIGHER THAN THE BID PRICE FOR FOREIGN MADE PRODUCTS. IF THE DOMESTIC ALUMINUM, GLASS OR STEEL PRODUCTS TO BE SUPPLIED OR PRODUCED IN A "SUBSTANTIAL LABOR SURPLUS AREA", AS DEFINED BY THE UNITED STATES DEPARTMENT OF LABOR, FOREIGN PRODUCTS MAY BE SUPPLIED ONLY IF DOMESTIC PRODUCTS ARE 30% OR MORE HIGHER IN PRICE THAN THE FOREIGN MADE PRODUCTS.						
IF, PRIOR TO THE AWARD OF A CONTRACT UNDER THE ABOVE PROVISIONS, THE SPENDING OFFICER OF THE SPENDING UNIT DETERMINES THAT THERE EXISTS A BID FOR LIKE FOREIGN ALUMINUM, GLASS OR STEEL THAT IS REASONABLE AND LOWER THAN THE LOWEST BID DOMESTIC PRODUCTS, THE SPENDING OFFICE MAY REQUEST, IN WRITING, A REEVALUATION AND REDUCTION IN THE LOWEST BID FOR SUCH DOMESTIC PRODUCTS						

THOR SYSTEMS
10 North Lewis St.
GLENVILLE WV 26351
304-462-4593

SEE REVERSE SIDE FOR TERMS AND CONDITIONS

SIGNATURE	<i>Thor M. Lewis</i>	TELEPHONE	304 462-4593	DATE	11/20/2006
TITLE	Owner	FEIN	770404029	ADDRESS CHANGES TO BE NOTED ABOVE	

WHEN RESPONDING TO RFQ, INSERT NAME AND ADDRESS IN SPACE ABOVE LABELED 'VENDOR'



State of West Virginia
Department of Administration
Purchasing Division
2019 Washington Street East
Post Office Box 50130
Charleston, WV 25305-0130

Request for Quotation

RFQ NUMBER

RJC590

PAGE

5

ADDRESS CORRESPONDENCE TO ATTENTION OF:

BUYER 32
304-558-0492

RFQ COPY

TYPE NAME/ADDRESS HERE

THOR SYSTEMS
10 North Lewis
Glenville WV 26351

REG'L JAIL & CORR'L AUTH'Y

1325 VIRGINIA STREET EAST
CHARLESTON, WV
25301 304-558-2110

V
E
N
D
O
R

S
H
I
P
T
O

DATE PRINTED	TERMS OF SALE	SHIP VIA	F.O.B.	FREIGHT TERMS
10/31/2006				

BID OPENING DATE: 11/22/2006 BID OPENING TIME 01:30PM

LINE	QUANTITY	UOP	CAT. NO.	ITEM NUMBER	UNIT PRICE	AMOUNT
ALL VENDORS MUST INDICATE IN THEIR BID IF THEY ARE SUPPLYING FOREIGN ALUMINUM, GLASS OR STEEL.						
REV. 3/88						
EXHIBIT 9						
NOTICE FOR ISSUANCE & ACKNOWLEDGEMENT OF CONSTRUCTION PROJECT ADDENDA						
THE ARCHITECT/ENGINEER AND/OR AGENCY SHALL BE REQUIRED TO ABIDE BY THE FOLLOWING SCHEDULE IN ISSUING CONSTRUCTION PROJECT ADDENDA FOR STATE AGENCIES:						
(1) THE ARCHITECT/ENGINEER SHALL PREPARE THE ADDENDUM AND A LIST OF ALL PARTIES THAT HAVE PROCURED DRAWINGS AND SPECIFICATIONS FOR THE PROJECT. THE ADDENDUM AND LIST SHALL BE FORWARDED TO THE BUYER IN THE STATE PURCHASING DIVISION. THE ARCHITECT/ENGINEER SHALL ALSO SEND A COPY OF THE ADDENDUM TO THE STATE AGENCY FOR WHICH THE CONTRACT IS ISSUED.						
(2) THE BUYER SHALL SEND THE ADDENDUM TO ALL INTERESTED PARTIES AND, IF NECESSARY, EXTEND THE BID OPENING DATE. ANY ADDENDUM SHOULD BE RECEIVED BY THE BUYER WITHIN FOURTEEN (14) DAYS PRIOR TO THE BID OPENING DATE.						
(3) ALL ADDENDA SHOULD BE FORMALLY ACKNOWLEDGED BY ALL BIDDERS AND SUBMITTED TO THE STATE PURCHASING DIVISION AND THE STATE AUDITOR'S OFFICE. THE SAME RULES AND REGULATIONS THAT APPLY TO THE ORIGINAL BIDDING DOCUMENT SHALL ALSO APPLY TO AN ADDENDUM DOCUMENT. THE ONLY EXCEPTION MAY BE FOR AN ADDENDUM THAT IS ISSUED FOR THE SOLE PURPOSE OF CHANGING A BID OPENING TIME AND/OR						

THOR SYSTEMS
10 North Lewis St.
GLENVILLE WV 26351
304-462-4593

SEE REVERSE SIDE FOR TERMS AND CONDITIONS

SIGNATURE	<i>Thor M. Jones</i>	TELEPHONE	304 462-4593	DATE	11/20/2006
TITLE	Owner	FEIN	770404029	ADDRESS CHANGES TO BE NOTED ABOVE	

WHEN RESPONDING TO RFQ, INSERT NAME AND ADDRESS IN SPACE ABOVE LABELED 'VENDOR'



State of West Virginia
Department of Administration
Purchasing Division
2019 Washington Street East
Post Office Box 50130
Charleston, WV 25305-0130

Request for Quotation

RFQ NUMBER
RJC590

PAGE
6

ADDRESS CORRESPONDENCE TO ATTENTION OF:
BUYER 32 304-558-0492

RFQ COPY
TYPE NAME/ADDRESS HERE

THOR SYSTEMS
10 North Lewis
Glenville WV 26351

REG'L JAIL & CORR'L AUTH'Y

1325 VIRGINIA STREET EAST
CHARLESTON, WV
25301 304-558-2110

DATE PRINTED	TERMS OF SALE	SHIP VIA	F.O.B.	FREIGHT TERMS
10/31/2006				

BID OPENING DATE: 11/22/2006 BID OPENING TIME 01:30PM

LINE	QUANTITY	UOP	CAT. NO.	ITEM NUMBER	UNIT PRICE	AMOUNT
DATE .						
REV. 11/96						
EXHIBIT 10						
ADDENDUM ACKNOWLEDGEMENT						
I HEREBY ACKNOWLEDGE RECEIPT OF THE FOLLOWING CHECKED ADDENDUM(S) AND HAVE MADE THE NECESSARY REVISIONS TO MY PROPOSAL, PLANS AND/OR SPECIFICATION, ETC.						
ADDENDUM NOS.:						
NO. 1	.. <i>Thor M. Olsen</i>					
NO. 2					
NO. 3					
NO. 4					
NO. 5					
I UNDERSTAND THAT FAILURE TO CONFIRM THE RECEIPT OF THE ADDENDUM(S) MAY BE CAUSE FOR REJECTION OF THE BIDS.						
..... <i>Thor M. Olsen</i> SIGNATURE						
..... <i>THOR SYSTEMS</i> COMPANY						
..... <i>11/20/2006</i> DATE						
REV. 11/96						

THOR SYSTEMS
10 North Lewis St.
GLENVILLE WV 26351
304-462-4593

SEE REVERSE SIDE FOR TERMS AND CONDITIONS			
SIGNATURE	TELEPHONE	DATE	
<i>Thor M. Olsen</i>	304-462-4593	11/20/2006	
TITLE	FEIN	ADDRESS CHANGES TO BE NOTED ABOVE	
Owner	770404029		

WHEN RESPONDING TO RFQ, INSERT NAME AND ADDRESS IN SPACE ABOVE LABELED 'VENDOR'



State of West Virginia
Department of Administration
Purchasing Division
2019 Washington Street East
Post Office Box 50130
Charleston, WV 25305-0130

Request for Quotation

RFQ NUMBER
RJC590

PAGE
7

ADDRESS CORRESPONDENCE TO ATTENTION OF
BUYER 32
304-558-0492

RFQ COPY
TYPE NAME/ADDRESS HERE

THOR SYSTEMS
10 North Lewis
Glenville WV 26351

REG'L JAIL & CORR'L AUTH'Y

1325 VIRGINIA STREET EAST
CHARLESTON, WV
25301 304-558-2110

DATE PRINTED	TERMS OF SALE	SHIP VIA	F.O.B.	FREIGHT TERMS
10/31/2006				

BID OPENING DATE: 11/22/2006 BID OPENING TIME 01:30PM

LINE	QUANTITY	UOP	CAT. NO.	ITEM NUMBER	UNIT PRICE	AMOUNT
CONTRACTORS LICENSE						
WEST VIRGINIA STATE CODE 21-11-2 REQUIRES THAT ALL PERSONS DESIRING TO PERFORM CONTRACTING WORK IN THIS STATE MUST BE LICENSED. THE WEST VIRGINIA CONTRACTORS LICENSING BOARD IS EMPOWERED TO ISSUE THE CONTRACTORS LICENSE. APPLICATIONS FOR A CONTRACTORS LICENSE MAY BE MADE BY CONTACTING THE WEST VIRGINIA DIVISION OF LABOR CAPITOL COMPLEX, BUILDING 3, ROOM 319, CHARLESTON, WV 25305. TELEPHONE: (304) 558-7890.						
WEST VIRGINIA STATE CODE 21-11-11 REQUIRES ANY PROSPECTIVE BIDDER TO INCLUDE THE CONTRACTORS LICENSE NUMBER ON THEIR BID.						
BIDDER TO COMPLETE:						
CONTRACTORS NAME: Thor Gibson						
CONTRACTORS LICENSE NO.: Dep 770404029						
THE SUCCESSFUL BIDDER WILL BE REQUIRED TO FURNISH A COPY OF THEIR CONTRACTORS LICENSE PRIOR TO ISSUANCE OF A PURCHASE ORDER/CONTRACT						
APPLICABLE LAW						
THE WEST VIRGINIA STATE CODE, PURCHASING DIVISION RULE AND REGULATIONS, AND THE INFORMATION PROVIDED IN THE "REQUEST FOR QUOTATION" ISSUED BY THE PURCHASING DIVISION IS THE SOLE AUTHORITY GOVERNING THIS PROCUREMENT.						
ANY INFORMATION PROVIDED IN SPECIFICATION MANUALS, OR						

THOR SYSTEMS
10 North Lewis St.
GLENVILLE WV 26351
304-462-4593

SEE REVERSE SIDE FOR TERMS AND CONDITIONS			
SIGNATURE	TELEPHONE	DATE	
<i>Thor Gibson</i>	304 462-4593	11/20/2006	
TITLE	FEIN	ADDRESS CHANGES TO BE NOTED ABOVE	
Owner	770404029		

WHEN RESPONDING TO RFQ, INSERT NAME AND ADDRESS IN SPACE ABOVE LABELED 'VENDOR'



Advanced Search Information

[Search Again](#) [Print Record](#)

FOR OFFICIAL USE ONLY

General Information

Current Registration Status: **Active in CCR**; Registration valid until 10/18/2007.

DUNS: 933678575
DUNS PLUS4:
CAGE/NCAGE Code: 03SF8
Legal Business Name: THOR SYSTEMS
Doing Business As (DBA):
Division Name:
Division Number
Company URL:

Physical Street Address 1: 10 N LEWIS ST
Physical Street Address 2:
Physical City: GLENVILLE
Physical State: WV
Physical Zip/Postal Code: 26351-1219
Physical Country: USA

Mailing Name: THOR SYSTEMS
Mailing Address: 10 NORTH LEWIS
Mailing Address 2:
Mailing City: GLENVILLE
Mailing State: WV
Mailing Zip/Postal Code: 26351-9998
Mailing Country: USA

Business Start Date: 01/01/1991

Corporate Information

Type of Organization
Sole Proprietorship

Business Types/Grants
A5 - Veteran Owned Business
VN - Contracts

Goods / Services

North American Industry Classification System (NAICS)
238210 ELECTRICAL CONTRACTORS

Standard Industrial Classification (SIC)
1731 ELECTRICAL WORK

Product Service Codes (PSC)
-

Federal Supply Classification (FSC)
-

Small Business Types

SDB, 8A, and HubZone certifications come from the Small Business Administration and are not editable by CCR vendors.

<u>Business Types</u>	<u>Expiration Date</u>
21 - Small Business	-
B2 - Emerging Small Business	-

North American Industry Classification System (NAICS)

The small business size status is derived from the revenues and/or number of employees entered by the vendor during the registration process.

<u>NAICS Code</u>	<u>Description</u>	<u>Small Business</u>	<u>Emerging Small Business</u>
238210	ELECTRICAL CONTRACTORS	Yes	Yes

Points of Contact

Government Business POC Primary

Name: **THOR GIBSON**
Address Line 1: **10 NORTH LEWIS STREET**
Address Line 2:
City: **GLENVILLE**
State: **WV**
Zip/Postal Code: **263519998**
Country: **USA**
U.S. Phone: **(304) 462-4593** Ext:
Non-U.S. Phone:
Fax: **(304) 462-4594**

Government Business POC Alternate

Name: **REID GIBSON**
Address Line 1: **4701 NORTH SHELBURNE DR.**
Address Line 2:
City: **BLOOMINGTON**
State: **IN**
Zip/Postal Code: **47404**
Country: **USA**
U.S. Phone: **(812) 935-6149** Ext:
Non-U.S. Phone:
Fax: **(304) 462-4594**

Past Performance POC Primary

Name:
Address Line 1:
Address Line 2:
City:
State:
Zip/Postal Code:
Country:
U.S. Phone: Ext:
Non-U.S. Phone:
Fax:

Past Performance POC Alternate

Name:
Address Line 1:
Address Line 2:
City:
State:
Zip/Postal Code:
Country:
U.S. Phone: Ext:
Non-U.S. Phone:
Fax:

Electronic Business POC Primary

Name: **THOR GIBSON**
Address Line 1: **10 NORTH LEWIS STREET**
Address Line 2:
City: **GLENVILLE**
State: **WV**
Zip/Postal Code: **263519998**
Country: **USA**
U.S. Phone: **(304) 462-4593** Ext:
Non-U.S. Phone:
Fax: **(304) 462-4594**

Electronic Business POC Alternate

Name: **REID GIBSON**
Address Line 1: **4701 NORTH SHELBURNE DR.**
Address Line 2:
City: **BLOOMINGTON**
State: **IN**
Zip/Postal Code: **47404**
Country: **USA**
U.S. Phone: **(812) 935-6149** Ext:
Non-U.S. Phone:
Fax: **(304) 462-4594**



Certification for: THOR GIBSON (Doing Business As:THOR SYSTEMS)

DUNS: 933678575

Point of Contact: Thor K Gibson , President and Owner

Phone: 3044624593

Email: Thorg@thorsecure.com

Certification Validity:

From: 04/10/2006 05:09:29 PM

To: 04/10/2007 05:09:29 PM

READ ONLY

☐ **Vendor will provide information with specific offers to the Government.**

☒ **I certify that I have read and understand the provision.**

52.203-11 Certification and Disclosure Regarding Payments to Influence Certain Federal Transactions (Apr 1991)

- (a) The definitions and prohibitions contained in the clause, at FAR 52.203-12, Limitation on Payments to Influence Certain Federal Transactions, included in this solicitation, are hereby incorporated by reference in paragraph (b) of this certification.
- (b) The offeror, by signing its offer, hereby certifies to the best of his or her knowledge and belief that on or after December 23, 1989-
 - (1) No Federal appropriated funds have been paid or will be paid to any person for influencing or attempting to influence an officer or employee of any agency, a Member of Congress, an officer or employee of Congress, or an employee of a Member of Congress on his or her behalf in connection with the awarding of any Federal contract, the making of any Federal grant, the making of any Federal loan, the entering into of any cooperative agreement, and the extension, continuation, renewal, amendment or modification of any Federal contract, grant, loan, or cooperative agreement;
 - (2) If any funds other than Federal appropriated funds (including profit or fee received under a covered Federal transaction) have been paid, or will be paid, to any person for influencing or attempting to influence an officer or employee of any agency, a Member of Congress, an officer or employee of Congress, or an employee of a Member of Congress on his or her behalf in connection with this solicitation, the offeror shall complete and submit, with its offer, OMB standard form LLL, Disclosure of Lobbying Activities, to the Contracting Officer; and
 - (3) He or she will include the language of this certification in all subcontract awards at any tier and require that all recipients of subcontract awards in excess of \$100,000 shall certify and disclose accordingly.
- (c) Submission of this certification and disclosure is a prerequisite for making or entering into this contract imposed by section 1352, title 31, United States Code. Any person who makes an expenditure prohibited under this provision or who fails to file or amend the disclosure form to be filed or amended by this provision, shall be subject to a civil penalty of not less than \$10,000, and not more than \$100,000, for each such failure.

(End of provision)

READ ONLY

☐ **Vendor will provide information with specific offers to the Government.**

☒ **I certify that I have read and understand the provision.**

52.222-38 Compliance with Veterans' Employment Reporting Requirements (Dec 2001)

By submission of its offer, the offeror represents that, if it is subject to the reporting requirements of 38 U.S.C. 4212(d) (i.e., if it has any contract containing Federal Acquisition Regulation clause 52.222-37, Employment Reports on Special Disabled Veterans, Veterans of the Vietnam Era, and Other Eligible Veterans), it has submitted the most recent VETS-100 Report required by that clause.



State of West Virginia
Department of Administration
Purchasing Division
2019 Washington Street East
Post Office Box 50130
Charleston, WV 25305-0130

Request for Quotation

RFQ NUMBER
RJC590

PAGE
8

ADDRESS CORRESPONDENCE TO ATTENTION OF:
BUYER 32
304-558-0492

RFQ COPY
TYPE NAME/ADDRESS HERE

THOR SYSTEMS
10 North Lewis
Glenville WV 26351

REG'L JAIL & CORR'L AUTH'Y

1325 VIRGINIA STREET EAST
CHARLESTON, WV
25301 304-558-2110

DATE PRINTED	TERMS OF SALE	SHIP VIA	F.O.B.	FREIGHT TERMS
10/31/2006				

BID OPENING DATE: 11/22/2006 BID OPENING TIME 01:30PM

LINE	QUANTITY	UOP	CAT. NO.	ITEM NUMBER	UNIT PRICE	AMOUNT
<p>ANY OTHER SOURCE, VERBAL OR WRITTEN, WHICH CONTRADICTS OR ALTERS THE INFORMATION PROVIDED FROM THE SOURCES AS DESCRIBED IN THE ABOVE PARAGRAPH IS VOID AND OF NO EFFECT.</p> <p>BANKRUPTCY: IN THE EVENT THE VENDOR/CONTRACTOR FILES FOR BANKRUPTCY PROTECTION, THIS CONTRACT IS AUTOMATICALLY NULL AND VOID, AND IS TERMINATED WITHOUT FURTHER ORDER.</p> <p>REV. 1/2005</p> <p>NOTICE</p> <p>A SIGNED BID MUST BE SUBMITTED TO:</p> <p>DEPARTMENT OF ADMINISTRATION PURCHASING DIVISION BUILDING 15 2019 WASHINGTON STREET, EAST CHARLESTON, WV 25305-0130</p> <p>THE BID SHOULD CONTAIN THIS INFORMATION ON THE FACE OF THE ENVELOPE OR THE BID MAY NOT BE CONSIDERED:</p> <p>SEALED BID</p> <p>BUYER: RON PRICE-----</p> <p>REQ. NO.: RJC590</p> <p>BID OPENING DATE: NOVEMBER 22, 2006-----</p> <p>BID OPENING TIME: 1:30 PM-----</p>						

THOR SYSTEMS
10 North Lewis St.
GLENVILLE WV 26351
304-462-4593

SEE REVERSE SIDE FOR TERMS AND CONDITIONS			
SIGNATURE	TELEPHONE	DATE	
<i>Thor H. Thor</i>	304 462-4593	11/20/2006	
TITLE	FEIN	ADDRESS CHANGES TO BE NOTED ABOVE	
Owner	770404029		

WHEN RESPONDING TO RFQ, INSERT NAME AND ADDRESS IN SPACE ABOVE LABELED 'VENDOR'



State of West Virginia
Department of Administration
Purchasing Division
2019 Washington Street East
Post Office Box 50130
Charleston, WV 25305-0130

Request for Quotation

RFQ NUMBER
RJC590

PAGE
9

ADDRESS CORRESPONDENCE TO ATTENTION OF:
BUYER 32 304-558-0492

RFQ COPY
TYPE NAME/ADDRESS HERE

THOR SYSTEMS
10 North Lewis
Glenville WV 26351

REG'L JAIL & CORR'L AUTH'Y

1325 VIRGINIA STREET EAST
CHARLESTON, WV
25301 304-558-2110

DATE PRINTED	TERMS OF SALE	SHIP VIA	F.O.B.	FREIGHT TERMS
10/31/2006				

BID OPENING DATE: 11/22/2006 BID OPENING TIME 01:30PM

LINE	QUANTITY	UOP	CAT. NO.	ITEM NUMBER	UNIT PRICE	AMOUNT
PLEASE PROVIDE A FAX NUMBER IN CASE IT IS NECESSARY TO CONTACT YOU REGARDING YOUR BID: ----- Fax 304 462-4593 -----						
PLEASE PRINT OR TYPE NAME OF PERSON TO CONTACT CONCERNING THIS QUOTE: ----- Thor Gibson / THOR SYSTEMS -----						
***** THIS IS THE END OF RFQ RJC590 ***** TOTAL: \$ 150,000.00						
THOR SYSTEMS 10 North Lewis St. GLENVILLE WV 26351 304-462-4593						

SIGNATURE <i>Thor H. Gibson</i>		TELEPHONE 304 462-4593	DATE 11/20/2006
TITLE Owner	FEIN 770404029	ADDRESS CHANGES TO BE NOTED ABOVE	

WHEN RESPONDING TO RFQ, INSERT NAME AND ADDRESS IN SPACE ABOVE LABELED 'VENDOR'

RJC590 – SECURITY CAMERA SPECIFICATIONS

PURPOSE

The purpose of this request for quotation is to engage the services of a qualified vendor to furnish and install a closed circuit security camera, recording and transmission system in ten (10) regional jail facilities: Central, Eastern, North Central, Northern, Potomac Highlands, South Central, Southern, Southwestern, Tygart Valley and Western.

SCOPE OF WORK

- A. Provide and install four (4) fixed dome cameras and two (2) microphones in the booking area of each jail facility.
- B. System shall be modular in design and provide firmware and/or software upgrade paths that incorporate Smart Video and Video Analytic functions.
- C. Provide and install codec/recorder, monitor, power supply, etc. in the central control room.
- D. Provide CAT5e cable connection from system head end to network server.
- E. Install remote client software on owner provided PC(s).
- F. Owner shall furnish, install, program and maintain 110vac power, TCPIP data connection equipment and PC as needed to support system.
- G. The Contractor shall furnish and install all required equipment as needed to fulfill the performance criteria listed herein and pursuant to the manufacturer's installation manuals whether or not items are individually listed in the specifications.

Color Rugged Dome Camera

- A. The Rugged Dome shall be GE Security or equal. The camera shall produce color images using an EXview image sensor and be contained in a heavy-duty, waterproof dome housing.
- B. The cameras shall meet or exceed the following:
 - 1. The camera shall have the form factor as typical of a CCTV dome video camera.
 - 2. The image capturing device shall be a 1/3-inch interline transfer, EXview HAD CCD image sensor.
 - 3. The camera shall have digital signal processing.
 - 4. The camera shall have automatic backlight compensation.
 - 5. The camera shall have variable high-speed electronic shutter.
 - a. The electronic shutter shall have automatic adjustment.
 - b. The electronic shutter shall operate from 1/60 NTSC or 1/50 PAL to 1/100,000 sec.
 - 6. The signal system shall be NTSC, with PAL optional
 - 7. The resolution that the camera provides shall be 480 television lines.

THOR SYSTEMS
 10 North Lewis St.
 GLENVILLE WV 26351
 304-462-4593

8. The camera shall have 811 horizontal and 508 vertical picture elements NTSC or 795 horizontal and 596 vertical picture elements PAL.
9. The scanning system shall be 525/60 lines NTSC or 625/50 lines PAL.
10. The synchronizing system shall be internal / line-lock.
 - a. The synchronizing system shall be phase adjustable.
11. The sensitivity shall be 1.0 lux at f1.2 (SAGC on, 30 IRE).
12. The sensitivity shall be 0 lux under infrared illumination.
13. The signal-to-noise ratio shall be greater than 50 dB.
14. The camera shall have advanced digital autotracking color balance.
15. The camera shall have automatic gain.
16. The camera shall have composite video output.
 - a. The video output shall be 1.0 V p-p at 75-ohm load.
17. The camera shall have a 3 to 8 mm varifocal autoiris lens.
18. The housing shall meet or exceed the following specifications:
 - a. The dome and base shall be circular in construction.
 - b. The housing shall be impact resistant Lexan.
 - c. The housing shall have a hinged lid to allow access to the camera inside.
 - d. The housing shall be weatherproof for indoor or outdoor use.
 - e. The housing shall have a built-in rubber gasket on its base for weather sealing.
 - f. The housing shall have tamperproof screws to resist vandals.
 - g. The housing shall have a conduit entry on its side and base.
 - h. The housing shall be constructed to comply with IP66 rating.
 - i. The dome shall be available with a wall mount bracket, pendant mount bracket, and extendable pendant mount.
19. The electrical specifications for the dome shall be as follows:
 - a. Power source shall be universal, 10 to 40 VDC or 18 to 30 VAC.
 - b. Power consumption shall be 3.5 W.
20. The environmental specifications for the dome shall be as follows:
 - a. Operating temperature shall be 14 to 122 degrees Fahrenheit or – 10 to 50 degrees Celsius.
21. The physical specifications for the dome shall be as follows:
 - a. Net weight shall be 1.8 pounds or 820 grams.
 - b. Dimensions shall be 5.32 in. W by 4.00 in. H or 135 mm by 101 mm.
22. The dome shall conform to these internationally recognized compliance standards:
 - a. FCC

AUTO MIXER

- A. The automatic mixer shall provide audio switching utilizing microprocessor control with proprietary algorithms for instant, seamless operation. An individual priority pre-select switch for each mic/line channel shall allow choice of one-channel-at-a-time operation, all channels active, or any mix of moderator override. The last

THOR SYSTEMS
 10 North Lewis St.
 GLENVILLE WV 26351
 304-462-4593

microphone shall stay on so that ambient sound is never muted. Any number of auto mixers may be linked for future expansion. The priority control system shall extend throughout the entire chain.

B. Minimum Auto mixer features shall include:

1. Four Mic/Line inputs with individual priority pre-select switch for each channel
2. Balanced inputs and output are individually switchable between mic and line-level
3. Single threshold setting for all channels
4. Individual gain controls for each channel
5. Switchable manual mode overrides automatic functions
6. TTL logic output signals available to control speaker or camera switching, tally lights, etc.
7. 12 V phantom power individually selectable for each channel
8. Off attenuation for each input adjustable to – 20 dB
9. Output level meter with Peak and RMS modes
10. Mounts in a single 19" half-rack space
11. Includes rack mount adapters

MICROPHONES

- A. The condenser microphone shall be designed for surface-mount applications such as high-quality sound reinforcement, professional recording and teleconferencing. The microphone shall mount unobtrusively in table-tops, ceilings and wall panels. A self-contained power module shall be provided with an XLRM-type output connector. The microphone element shall be housed of rugged all-metal case with a two-layer steel mesh grille. Isolators shall provide mechanical dampening of mounting-surface vibration.

FOUR-CHANNEL CODEC/DIGITAL VIDEO STREAMING RECORDER

- A. The SymDec-4 four-channel digital video streaming recorder shall work with up to four conventional analog cameras and one GE SymVeo IP camera to record and transmit images over a network.
- B. SymDec-4 shall be as manufactured by GE Security.
- C. SymDec-4 shall include, but not be limited to the following:
1. SymDec-4 shall use "hybrid" technology in providing both analog and digital connections with the purpose of allowing users to integrate existing equipment and GE's digital IP products.
 2. SymDec-4 shall provide four channels of analog recording.
 3. SymDec-4 shall provide one channel of digital recording.
 4. SymDec-4 shall provide one channel of SpeedStream quad recording.
 - a. Using SpeedStream, users shall be able to stream a quad view of the four analog inputs at D1 (720x540) resolution.
 5. SymDec-4 shall provide audio recording on all channels.

THOR SYSTEMS
 10 North Lewis St.
 GLENVILLE WV 26351
 304-462-4593

6. SymDec-4 shall incorporate virtual Triplex functionality for simultaneous viewing, playback and recording.
- D. SymDec-4 shall include full search capabilities by: Time, Date, Hardwired alarms
- E. SymDec-4 shall provide a frame rate of 30 frames per second, per channel.
- F. SymDec-4 shall be able to be a user configured through virtual front panel software installed on a personal computer.
 1. The SymDec-4 and personal computer shall be connected using one of the following connections:
 - a. Local serial connection via RS-232 port
 - b. Ethernet connection
 2. SymDec-4 shall use a system of pull-down and pop-up menus that allows the user to configure settings for the unit.
 - a. Time/Date: Set time format, Set date format, Set time, Set Date, Set region, Network time protocol
 - b. Sequencing: Full screen, dwell
 - c. Alarms: Input configuration, Alarm latch, Enable/disable, Alarm history, Buzzer setup, Pre-alarm duration, Post-alarm duration, Email, Relay configuration, Video loss action
 - d. Record timer
 - e. Record settings: Record speed, Video quality, Variable bitrate
 - f. Camera title
 - g. Display settings: Current time/date, Record capacity, Last alarm, Record playback speed, Playback time/date, Camera title
 - h. Advanced menu: Disk overwrite mode, Disk maintenance, Auto delete mode, Communications, Adjust picture, Front panel lock, Factory settings, Change password
- G. SymDec-4 shall have an integrated WebServer interface to configure, upgrade, and view information about the unit.
 1. Network settings
 2. Streaming settings
 3. MPEG settings
 4. Display options
 5. Password settings
 6. Email settings
- H. The digital recorder shall have the following operational features:
 1. Steaming
 2. Each SymDec-4 shall support Video Streaming, which is the process that the recorder uses to listen on a specific UDP/TCP port and respond to control messages issued thorough SymNav digital video navigation client software.
 - a. SymDec-4 shall support multicasting to deliver source traffic to multiple receivers using the least amount of network bandwidth.
 3. SymDec-4 shall be able to display and record streamed video using TCP or UDP protocols.
- I. Recording
 1. SymDec-4 shall record video on an internal hard disk drive. Two hard drive options shall be available:

THOR SYSTEMS
 10 North Lewis St.
 GLENVILLE WV 26351
 304-462-4593

- a. VSR-4-300: Includes 300GB removable hard drive
 - b. VSR-4-600: Includes 600GB non-removable hard drive
 - c. Contractor shall furnish a 600GB hard drive as a minimum.
2. SymDec-4 shall support the following user programmable record speed:
 - a. 60 pictures per second (pps), 30 pps, 20 pps, 15 pps, 10 pps, 5 pps
3. SymDec-4 shall allow the user to select whether the hard disk recording should automatically overwrite data and how using one of three settings:
 - a. No overwrite
 - b. Overwrite once
 - c. Continuous overwrite
4. SymDec-4 shall be able to continue recording when the user adjusts the normal record speed.
5. The user shall be able to play back images smoothly at normal or fast speeds and in forward or reverse modes, without distortion.
6. SymDec-4 shall include a Search Interface feature that allows the user to search the hard disk for recorded events, such as an alarm condition or a previous recording session.
7. SymDec-4 shall use MPEG-4 video compression to achieve extremely high video compression per megabyte on the hard disk.
 - a. MPEG quality shall be user-selectable as one of the following:
 - High
 - Medium
 - Standard

J. Connections

1. SymDec-4 shall include the following connectors:
 - a. Accessory I/O port: 16-way, 2-row terminal block
 - b. RS-232 serial port: DB-9
 - c. Composite video in: BNC (4)
 - d. Composite video out: BNC (4)
 - e. Audio in: RCA (4)
 - f. Audio out: RCA (4)
 - g. 10/100 Ethernet: RJ-45

K. Ethernet communications

1. SymDec-4 shall support LAN/WAN Ethernet access.
2. SymDec-4 shall support 10/100 Base T networks
3. SymDec-4 shall utilize Dynamic IP Addressing (DHCP).
4. SymDec-4 shall support Dynamic Domain Name Server (DDNS).

L. SymDec-4 shall have the following additional specifications:

1. Video
 - a. Available colors shall be to specification YUV 4:2:2, providing up to 16.8 million colors.
 - b. There shall be 256 grayscale levels
 - c. Horizontal resolution shall be 720 pixels.
 - d. Vertical resolution shall be 480 active lines (NTSC).
2. Audio
 - a. Input: 315 mV, 400 kOhms, unbalanced

THOR SYSTEMS
 10 North Lewis St.
 GLENVILLE WV 26351
 304-462-4593

- b. Output: 315 mV, 600 ohms, unbalanced
- c. Compression standard: MPEG-1

M. Electrical

- 1. Power supply: 120 to 240 VAC, auto-ranging adapter

N. Environmental

- 1. Operating temperature range: 32 to 104 degrees F (0 to 40 degrees C)
- 2. Storage temperature: -4 to 140 degrees F (-20 to 60 degrees C)
- 3. Relative humidity: 10 to 95% non-condensing

O. Physical

- 1. Dimensions: 3.4 x 8.5 x 16.6 inches (86 x 216 x 422 mm)
- 2. Weight: 9.25 lb. (4.2 kg)

P. SymDec-4 shall conform to these internationally recognized compliance standards:
FCC, CE

SOFTWARE

- A. The SymNav video navigator software shall allow the user to view video over Ethernet directly from the SymDec-4 and SymDec-1 digital video streaming recorders, the SymVeo IP camera, and the SymNet encoder/decoders, as manufactured by GE Security.
- B. SymNav shall be as created and distributed by GE Security.
- C. SymNav shall include, but not be limited to the following:
 - 1. SymNav shall allow the user to view video remotely over a network via an Ethernet connection.
 - 2. SymNav shall allow the user to listen to audio recorded with each channel of video.
 - 3. SymNav shall allow the user to view or play video that has been archived on to a CD-R, DVD, or the hard drive of a personal computer.
 - 4. Video shall be archived as MPG or MPC files.
 - 5. SymNav shall use the following menu functions for programming and performing activity.
 - 6. Main Program Window
 - a. Menu Bar. The menu bar shall provide access to the program's functions and parameters.
 - File Menu: Open File, Upload Clip, Capture Screen, Select Multicast Screen, Login/Logoff, Print Preview, Print
 - Setup Menu: Menu Setup, Time/Date, Alarm Settings, Email Configuration, Dialout Configuration, Alarm Relay and Buzzer Settings
 - Address Book
 - The menu bar shall provide access to files.
 - b. Icon Bar
 - The icon bar shall provide access to program functions and parameters.
 - The icon bar shall provide access to files.

THOR SYSTEMS
 10 North Lewis St.
 GLENVILLE WV 26351
 304-462-4593

- The icon bar shall have the following options: Log in, Connect, Open files, Print, Search menu
 - c. Videolist Tree View Window
 - The videolist tree view window shall display remote sites in an expandable and collapsible tree-style view.
 - d. Main Viewing Area
 - The Main viewing area shall display video
 - e. Status Bar
 - The status bar shall display messages and current connection status information such as IP address and recording speed.
 - f. Button Panel
 - The button panel shall have controls for camera selection, viewing, and playback.: Single Frame Advance button, Reverse Play button, Fast Forward button, Single Frame Reverse Play button, Volume Control, Pause button, Play Backward button, Stop button, Play forward button, Number buttons, Focus Out, Iris Open, Zoom Out, Set Preset, Go to Preset, Focus In, Iris Close, Zoom In, Preset Drop Down List, Pan buttons
 - The button panel shall control pan/tilt/zoom cameras. To access pan/tilt controls, the following conditions must be met:
 - (1) SymNav must be connected to a SymDec capable of interpreting PTZ commands
 - (2) The SymDec unit must be connected to a ProBridge PTZ controller.
 - (3) The cameras must be capable of performing PTZ.
 - g. Tab Control Window: Disk analysis, Thumbnail views, Search results, Unit Status
 - h. Image Control Pop-Up Menu: View actual size, 4-way full screen, Full screen, Snapshot, Image adjustments (pop-up window), Switch to Playback (depending on current mode)
- D. SymNav shall be designed to operate using the following minimum system requirements:
1. CPU: Pentium 2.8 GHz or faster
 2. RAM: 512 MB
 3. Hard disk drive: 50MB free hard drive space
 4. Monitor: SVGA, 1024 x 768, 24-bit color
 5. Video: AGP or PCI Express, 128MB DDR Memory Direct X version 9 or higher
 6. Operating system: Windows 2000 SP4, XP SP2

MONITOR

- A. The 17-inch CRT security monitor shall provide color picture with 800 lines of resolution. The monitor shall incorporate onscreen display operating controls, dual

THOR SYSTEM
 10 North Lewis St
 GLENNVILLE WV 26335
 304-462-4593

looping inputs, audio input with front panel speaker and optional rack-mount kit. Contractor shall furnish and install quantity one (1) monitor with the system.

RACK

- A. EIA compliant 19" gangable knock-down equipment rack shall be Middle Atlantic Products model #5-14. Overall dimensions of rack shall be 19.125" W x 20" D x 28.25" H, with a useable height of 14 rackspaces. Weight capacity shall be 400 lbs. Slim 5 series rack shall be of knock-down construction. Rack top and bottom shall be constructed of 14-gauge steel; horizontal braces shall be 13-gauge steel. Top, bottom and braces shall be phosphate pre-treated and finished in black powder coat. Rack uprights shall be 11-gauge steel rackrail with tapped 10-32 mounting holes in universal EIA spacing with black e-coat finish and numbered rackspaces. Rack features eight ½" or ¾" cable knockouts, four in top and four in base. Rack shall be UL Listed in the U.S. and Canada. Contractor shall furnish and install quantity one (1) desk top rack enclosure with locking back door and blank panels as needed.

OWNER'S TRAINING

- A. Upon completion of installation of CCTV components, and after circuitry has been energized with normal power source, test CCTV systems to demonstrate capability and compliance with requirements. Where possible, correct malfunctioning units at site, then re-test to demonstrate compliance, otherwise remove and replace with new units and proceed with re-testing.
- B. Provide onsite demonstration of the proper operation of the system to Owner. Provide at least 14 days notice prior to scheduling this training session.

SUBMITTALS

- A. Product Data: Submit manufacture's product data and installation instructions on TV closed-circuit systems with audio recording.
- B. Wiring Diagrams: Submit power, signal, and control wiring diagrams for closed-circuit systems. Differentiate between portions of wiring which are manufacturer-installed and portions which are field-installed.

QUALITY ASSURANCE

- A. In order to assure minimum quality requirements, bidding contractor shall have been actively engaged in and shall have a minimum of five years experience in the design, installation and service of networked video and CCTV systems. Contractor shall provide contract names and phone number list of at least 5 local, networked video surveillance projects of similar size and scope. Due to the life safety nature of this system, bidding contractor shall be factory certified for this equipment. Bidding Contractor shall submit proof of "Gold Certification" with GE Security Integrators as a minimum. Bidding contractor shall provide with bid: copy of WV contractors

THOR SYSTEMS
10 North Lewis St.
GLENVILLE WV 26351
304-462-4593

license, letter from Factory showing the certification level, cut sheets for all equipment, block diagram showing all components and a statement of warranty.

- B. Bidding contractor must have factory trained sales, installation and service personnel. Bidding contractor must provide verification of such training.
- C. Bidding contractor shall provide a table showing disk storage for 4 cameras with audio. The table shall show disk usage factoring various frame rates and resolutions. Bidder shall provide information for the following motion detection scenarios: 100%, 80% and 60%.
- D. Codes and Standards
 - 1. Electrical Code Compliance: Comply with applicable local code requirements of the authority having jurisdiction and NEC 800-series articles as applicable to installation, and construction of CCTV systems.

MAINTENANCE

- A. Maintenance Data: Submit maintenance data and parts list for each CCTV system component; including "trouble shooting" maintenance guide. Include that data, product data and shop drawings in a maintenance manual.

THOR SYSTEMS
10 North Lewis St.
GLENVILLE WV 26351
304-462-4593

WV REGIONAL JAIL & CORRECTIONAL FACILITY AUTHORITY

Page 19

1325 Virginia Street East, Charleston, WV 25301

Phone: 558-2110 Fax: 2nd 558-3993, 3rd 558-2115, 4th 558-7299

Wyetta Fredericks, Executive Director

DEPARTMENT OF MILITARY AFFAIRS

BUILDING 6, ROOM B-122, CHARLESTON, WV 25305

JAMES SPEARS, CABINET SECRETARY

PHONE: 558-2930 FAX: 558-4983

CENTRAL REGIONAL JAIL

(BRAXTON, COUNTY)

300 DAYS DRIVE

SUTTON, WV 26601

PHONE: 765-7904 FAX: 765-3341

ADMINISTRATOR: SHANNON MARKLE

Lieutenant: James Shaver

1st Sgt. Rick Drake

DIS: Scot Villers

EASTERN REGIONAL JAIL

(BERKELEY COUNTY)

94 GRAPEVINE ROAD

MARTINSBURG, WV 25405

PHONE: 267-0045 FAX: 267-0049

ADMINISTRATOR: EDWARD RUDLOFF

Lieutenant: Ben Shreve

1st Sgt. Gene Bittinger

DIS: Larry Bunting

NORTH CENTRAL REGIONAL JAIL

(DODDRIDGE COUNTY)

#1 LOIS LANE

GREENWOOD, WV 26415

PHONE: 873-1384 FAX: 873-1381

ADMINISTRATOR: GEORGE TRENT

Acting Lieutenant: Richard Dennison

1st Sgt.: Richard Dorsey (Acting)

DIS: Donna Kuroski

NORTHERN REGIONAL JAIL

(MARSHALL COUNTY)

RD 2, BOX 1

MOUNDSVILLE, WV 26041

PHONE: 843-4067 FAX: 843-4073 & 4089

ADMINISTRATOR: JAMES SPENCER

Lieutenant: Charles Midcap

1st Sgt.: David Simmons

DIS: Shar Murrin

POTOMAC HIGHLANDS REGIONAL JAIL

(HAMPSHIRE COUNTY)

#13 DOLAN DRIVE

AUGUSTA, WV 26704

PHONE: 496-7854 FAX: 496-7591

ADMINISTRATOR: MIKE LAWSON

Lieutenant: James Collins

1st Sgt.

DIS: Keith Ackerman

SOUTH CENTRAL REGIONAL JAIL

(KANAWHA COUNTY)

1001 CENTRE WAY

CHARLESTON, WV 25309-1001

PHONE: 558-1336 FAX: 558-1340 Fax: 558-7307

ADMINISTRATOR: JOHN MCKAY

Lieutenant: Rick Rogers

1st Sgt.: Mark Jarrett

DIS: Dave Farmer

SOUTHERN REGIONAL JAIL

(RALEIGH, COUNTY)

1200 AIRPORT ROAD

BEAVER, WV 25813

PHONE: 256-6726 FAX: 256-6739

ADMINISTRATOR: J. D. HUPPENTHAL

Lieutenant: Larry Bunting, Sr.

1st Sgt.: Michael Temple

DIS: Bill Canterbury

SOUTHWESTERN REGIONAL JAIL

(LOGAN COUNTY)

EARL RAY TOMBLIN INDUSTRIAL PARK,

13 GASTON CAPERTON DR.

HOLDEN, WV 25625

PHONE: 239-3032 FAX: 239-3079

ADMINISTRATOR: TOM SCOTT

Lieutenant: Mike Harvey

1st Sgt.: Scott Hager

DIS: Erica Adkins

TYGART VALLEY REGIONAL JAIL

(RANDOLPH COUNTY)

400 ABBEY ROAD

BELINGTON, WV 26250

PHONE: 637-0382 FAX: 637-0384

ADMINISTRATOR: E. T. WENSELL

Lieutenant: Mike Mason

1st Sgt. Brian Clouser

DIS: Kenny Underwood

WESTERN REGIONAL JAIL

(CABELL COUNTY)

1 O'HANLON PLACE

BARBOURSVILLE, WV 25504

PHONE: 733-6821 FAX: 733-6867

ADMINISTRATOR: LARRY PARSONS

Lieutenant: Vicki Greene

1st Sgt.: Carl Aldridge

DIS: Chad Ketchum

AFFIDAVIT

West Virginia Code §5A-3-10a states:

No contract or renewal of any contract may be awarded by the state or any of its political subdivisions to any vendor or prospective vendor when the vendor or prospective vendor or a related party to the vendor or prospective vendor is a debtor and the debt owned is an amount greater than one thousand dollars in the aggregate.

DEFINITIONS:

"Debt" means any assessment, premium, penalty, fine, tax or other amount of money owed to the state or any of its political subdivisions because of a judgment, fine, permit violation, license assessment, defaulted workers' compensation premium, penalty or other assessment presently delinquent or due and required to be paid to the state or any of its political subdivisions, including any interest or additional penalties accrued thereon.

"Debtor" means any individual, corporation, partnership, association, limited liability company or any other form or business association owing a debt to the state or any of its political subdivisions.

"Political subdivision" means any county commission; municipality; county board of education; any instrumentality established by a county or municipality; any separate corporation or instrumentality established by one or more counties or municipalities, as permitted by law; or any public body charged by law with the performance of a government function or whose jurisdiction is coextensive with one or more counties or municipalities.

"Related party" means a party, whether an individual, corporation, partnership, association, limited liability company or any other form or business association or other entity whatsoever, related to any vendor by blood, marriage, ownership or contract through which the party has a relationship of ownership or other interest with the vendor so that the party will actually or by effect receive or control a portion of the benefit, profit or other consideration from performance of a vendor contract with the party receiving an amount that meets or exceeds five percent of the total contract amount.

EXCEPTION:

The prohibition of this section does not apply where a vendor has contested any tax administered pursuant to chapter eleven of this code, workers' compensation premium, permit fee or environmental fee or assessment and the matter has not become final or where the vendor has entered into a payment plan or agreement and the vendor is not in default of any of the provisions of such plan or agreement.

LICENSING:

The vendor must be licensed in accordance with any and all state requirements to do business with the state of West Virginia.

CONFIDENTIALITY:

The vendor agrees that he or she will not disclose to anyone, directly or indirectly, any such personally identifiable information or other confidential information gained from the agency, unless the individual who is the subject of the information consents to the disclosure in writing or the disclosure is made pursuant to the agency's policies, procedures and rules. Vendors should visit www.state.wv.us/admin/purchase/privacy for the Notice of Agency Confidentiality Policies.

Under penalty of law for false swearing (West Virginia Code, §61-5-3), it is hereby certified that the vendor acknowledges the information in this said affidavit and are in compliance with the requirements as stated.

Vendor's Name: Thor Systems

Authorized Signature: [Signature]

Date: 11/20/2006

No Debt Affidavit
Revised 02/08/06

THOR SYSTEMS
10 North Lewis St.
GLENNVILLE WV 26351
304-462-4593



Central Contractor Registration / Department of Defense Number
CCR / DOD 770404029 / Small Business & Veteran Owned
Certified Vicon Dealer / Installer GSA GS07F0421K
E-Mail: thorg@thorsecure.com Website: www.thorsystems.biz
DUNS 933678575
Eastern Regional Office
10 North Lewis Street
Glenville, West Virginia 26351
(304) 462-4593 / Fax (304) 462-4594

Subject Two General Considerations for Your Review

***West Virginia Department of Administration Purchasing Division / Mr. Rod Price
Building 15 2019 Washington Street, East
Charleston, WV 25305 - 0130***

***THOR SYSTEMS has provided the regarding RFQ / RJC590 for your review.
We hope that our offer is the best solution and the best interest for the State of West Virginia.***

General Consideration One / State Contracting License

THOR SYSTEMS is a current Federal Contractor licensed under federal guide lines. Our information is part of our supplied bid information. THOR SYSTEMS will have a West Virginia state contracting license hand delivered to your office with in five business days of indicated intent to issue a purchase order for RFQ / RJC590 from the West Virginia Department of Administration Purchasing Division.

General Consideration Two / Alternate Performance Balance

THOR SYSTEMS has offered this to our Federal Customers with their acceptance. THOR SYSTEMS will be offering the same format to West Virginia Department of Administration Purchasing Division. THOR SYSTEMS has been put into the unreasonable bid bond and performance bond insurance charges which increase any offer or bid by 33% for any style of prison or correctional works. This charge has to be passed to our customers with the only beneficiary being the insurance carrier.

Alternate Performance Balance would include THOR SYSTEMS bringing all systems equipment and installation materials to each of the Ten Regional Jails before a request for next available payment to pay for all systems equipment and installation materials. THOR SYSTEMS will perform all Ten Installations and the bill for the next immediate payment for the remaining amount for installation labor. We hope that the alternate performance balance will be considered.

Thor Gibson Cell 304-838-3069

thorg@thorsecure.com

THOR SYSTEMS 11/20/2006



THE UNIVERSITY OF CHICAGO
DIVISION OF THE PHYSICAL SCIENCES
DEPARTMENT OF CHEMISTRY
5301 SOUTH CAMPUS DRIVE
CHICAGO, ILLINOIS 60637
TEL: 773-936-5000
FAX: 773-936-5001
WWW.CHEM.UCHICAGO.EDU

For more information, please contact the following individuals:

Dr. [Name] - [Address] - [City] - [State] - [Zip]

Dr. [Name] - [Address] - [City] - [State] - [Zip]
Dr. [Name] - [Address] - [City] - [State] - [Zip]
Dr. [Name] - [Address] - [City] - [State] - [Zip]
Dr. [Name] - [Address] - [City] - [State] - [Zip]

For more information, please contact the following individuals:

Dr. [Name] - [Address] - [City] - [State] - [Zip]

Dr. [Name] - [Address] - [City] - [State] - [Zip]
Dr. [Name] - [Address] - [City] - [State] - [Zip]
Dr. [Name] - [Address] - [City] - [State] - [Zip]
Dr. [Name] - [Address] - [City] - [State] - [Zip]

For more information, please contact the following individuals:

Dr. [Name] - [Address] - [City] - [State] - [Zip]

Dr. [Name] - [Address] - [City] - [State] - [Zip]
Dr. [Name] - [Address] - [City] - [State] - [Zip]
Dr. [Name] - [Address] - [City] - [State] - [Zip]
Dr. [Name] - [Address] - [City] - [State] - [Zip]

Dr. [Name] - [Address] - [City] - [State] - [Zip]
Dr. [Name] - [Address] - [City] - [State] - [Zip]
Dr. [Name] - [Address] - [City] - [State] - [Zip]
Dr. [Name] - [Address] - [City] - [State] - [Zip]

For more information, please contact the following individuals:

Dr. [Name] - [Address] - [City] - [State] - [Zip]

Dr. [Name] - [Address] - [City] - [State] - [Zip]

Dr. [Name] - [Address] - [City] - [State] - [Zip]