

May 07, 2007

Department of Administration
Purchasing Division
Building 15
2019 Washington Street East
Charleston, WV
25305 - 0130

Attention: Mr. John Abbott

Dear Mr. Abbott

We are pleased to enclose our proposal for RFQ # PRI3793 for your review.

We have enclosed product brochures, product specifications for the following models:

Model Number	Description	RFQLine Item Number
UN4200D	High Back Executive	CFT-109
UN4200	Mid Back Management	CFT-108
UN4202	Guest sled base arm	CFT-110
UN2600DARA	Operator Task	ICF-107
UN2606DS	Drafting stool armless	ICF-107DR
UN247	24 hour chair	TUF-0015, TUF-002M, TUF-003L, TUF-004MHB, TUF-005LHB, TUF-006DLX, TUF-007HD, TUF-008G, TUF-009-911
UN6700D	Intensive task high back	SOF-001, SOF-002
UN6700	Intensive task mid back	SOF-003
UN6702	Visitor sled base arm chair	SOF-004
UN6000	LXO mesh task chair	OEI-BR-task
UN6301	GXO mesh guest arm chair	OEI-BR-side

Please note that all net pricing for kits enclosed is based on shipping components in bulk packaging; no fabric; F.O.B. Charleston, WV ; dock to dock delivery. A minimum of 50 kits per order quantity, per shipment is required based on the above pricing. The 50 kit minimum can be a combination of the above models. All pricing within this kit program will remain in effect until Dec. 31, 2007.

Please note that Nightingale believes that the above models are equal to or better than the products specified in this RFQ.

We look forward to serving your seating requirements. If you have any questions, please do not hesitate to contact me directly.

Sincerely,


Gerry Adam
VP Government Sales

RECEIVED

2007 MAY -8 A 9 19

PURCHASING DIVISION
STATE OF WV

 **Nightingale Corp.**

2301 Dixie Road, Mississauga, Ontario, Canada L4Y 1Z9
Tel: 905-896-3434 Toll Free: 1-800-363-8954 Fax: 905-896-7011 Toll Free: 1-800-637-6784
E-mail: info@nightingalechairs.com Website: www.nightingalechairs.com



State of West Virginia
 Department of Administration
 Purchasing Division
 2019 Washington Street East
 Post Office Box 50130
 Charleston, WV 25305-0130

Request for Quotation

RFO NUMBER
PRI3793

PAGE
1

ADDRESS CORRESPONDENCE TO ATTENTION OF:
JOHN ABBOTT 304-558-2544

PURCHASER

Nightingale ~~Chair~~ Corp
 14 ~~Bennison Street~~ 2301 DUNE ROAD
 Forty Fort, PA 18704 MISSISSAUGA, ONTARIO
 44-179

SHIP TO

WV PRISON INDUSTRIES
 617 LEON SULLIVAN WAY
 CHARLESTON, WV 25301
 304-558-2945

DATE PRINTED	TERMS OF SALE	SHIP VIA	F.O.B.	FREIGHT TERMS
04/22/2007				
BID OPENING DATE: 05/09/2007		BID OPENING TIME 01:30PM		

LINE	QUANTITY	UOP	CAT. NO.	ITEM NUMBER	UNIT PRICE	AMOUNT
0001	1	LS		425-06-04-001		
<p align="center">REQUEST FOR QUOTATION</p> <p>THE PURCHASING DIVISION IS SOLICITING BIDS FOR THE WEST VIRGINIA CORRECTIONAL INDUSTRIES TO PROVIDE AN OPEN-END CONTRACT FOR SEATING COMPONENTS.</p> <p>PUPOSE: THE PURPOSE IS FOR CORRECTIONAL RESIDENTS TO ASSEMBLE THE SEATING FOR THE CORRECTIONAL INDUSTRIES' FURNITURE PROGRAM.</p> <p>ATTACHMENTS: 1. SPECIFICATIONS 2. BID FORM 3. AFFIDAVIT</p> <p>CHAIR COMPONENTS</p> <p>EXHIBIT 3</p> <p>LIFE OF CONTRACT: THIS CONTRACT BECOMES EFFECTIVE ON AND EXTENDS FOR A PERIOD OF ONE (1) YEAR OR UNTIL SUCH "REASONABLE TIME" THEREAFTER AS IS NECESSARY TO OBTAIN A NEW CONTRACT OR RENEW THE ORIGINAL CONTRACT. THE "REASONABLE TIME" PERIOD SHALL NOT EXCEED TWELVE (12) MONTHS. DURING THIS "REASONABLE TIME" THE VENDOR MAY TERMINATE THIS CONTRACT FOR ANY REASON UPON GIVING THE DIRECTOR OF PURCHASING 30 DAYS WRITTEN NOTICE.</p>						

SIGNATURE		SEE REVERSE SIDE FOR TERMS AND CONDITIONS	TELEPHONE 905-896-3434	DATE 05/07/07
TITLE VP Government Sales	FEIN 980383583	ADDRESS CHANGES TO BE NOTED ABOVE		

WHEN RESPONDING TO RFQ, INSERT NAME AND ADDRESS IN SPACE ABOVE LABELED 'VENDOR'



State of West Virginia
 Department of Administration
 Purchasing Division
 2019 Washington Street East
 Post Office Box 50130
 Charleston, WV 25305-0130

Request for Quotation

RFQ NUMBER
PRI3793

PAGE
2

ADDRESS CORRESPONDENCE TO ATTENTION OF:
JOHN ABBOTT 304-558-2544

RFQ COPY
 TYPE NAME/ADDRESS HERE
 NIGHTINGALE CORP
 2301 DIXIE ROAD
 MISSISSAUGA, ONTARIO
 144-129

SHIP TO
 WV PRISON INDUSTRIES
 617 LEON SULLIVAN WAY
 CHARLESTON, WV
 25301 304-558-2945

DATE PRINTED	TERMS OF SALE	SHIP VIA	F.O.B.	FREIGHT TERMS
04/22/2007				

BID OPENING DATE: 05/09/2007 BID OPENING TIME 01:30PM

LINE	QUANTITY	UOP	GAT. NO.	ITEM NUMBER	UNIT PRICE	AMOUNT
<p>UNLESS SPECIFIC PROVISIONS ARE STIPULATED ELSEWHERE IN THIS CONTRACT DOCUMENT, THE TERMS, CONDITIONS AND PRICING SET HEREIN ARE FIRM FOR THE LIFE OF THE CONTRACT.</p> <p>RENEWAL: THIS CONTRACT MAY BE RENEWED UPON THE MUTUAL WRITTEN CONSENT OF THE SPENDING UNIT AND VENDOR, SUBMITTED TO THE DIRECTOR OF PURCHASING THIRTY (30) DAYS PRIOR TO THE EXPIRATION DATE. SUCH RENEWAL SHALL BE IN ACCORDANCE WITH THE TERMS AND CONDITIONS OF THE ORIGINAL CONTRACT AND SHALL BE LIMITED TO TWO (2) ONE (1) YEAR PERIODS.</p> <p>CANCELLATION: THE DIRECTOR OF PURCHASING RESERVES THE RIGHT TO CANCEL THIS CONTRACT IMMEDIATELY UPON WRITTEN NOTICE TO THE VENDOR IF THE COMMODITIES AND/OR SERVICES SUPPLIED ARE OF AN INFERIOR QUALITY OR DO NOT CONFORM TO THE SPECIFICATIONS OF THE BID AND CONTRACT HEREIN.</p> <p>OPEN MARKET CLAUSE: THE DIRECTOR OF PURCHASING MAY AUTHORIZE A SPENDING UNIT TO PURCHASE ON THE OPEN MARKET, WITHOUT THE FILING OF A REQUISITION OR COST ESTIMATE, ITEMS SPECIFIED ON THIS CONTRACT FOR IMMEDIATE DELIVERY IN EMERGENCIES DUE TO UNFORESEEN CAUSES (INCLUDING BUT NOT LIMITED TO DELAYS IN TRANSPORTATION OR AN UNANTICIPATED INCREASE IN THE VOLUME OF WORK.)</p> <p>QUANTITIES: QUANTITIES LISTED IN THE REQUISITION ARE APPROXIMATIONS ONLY, BASED ON ESTIMATES SUPPLIED BY THE STATE SPENDING UNIT. IT IS UNDERSTOOD AND AGREED THAT THE CONTRACT SHALL COVER THE QUANTITIES ACTUALLY ORDERED FOR DELIVERY DURING THE TERM OF THE CONTRACT, WHETHER MORE OR LESS THAN THE QUANTITIES SHOWN.</p> <p>ORDERING PROCEDURE: SPENDING UNIT(S) SHALL ISSUE A</p>						

SIGNATURE		TELEPHONE 905-896-3434	DATE 05/07/07
TITLE VP Government Sales	FEIN 980383583	ADDRESS CHANGES TO BE NOTED ABOVE	

WHEN RESPONDING TO RFQ, INSERT NAME AND ADDRESS IN SPACE ABOVE LABELED 'VENDOR'



State of West Virginia
 Department of Administration
 Purchasing Division
 2019 Washington Street East
 Post Office Box 50130
 Charleston, WV 25305-0130

Request for Quotation

RFQ NUMBER
PRI3793

PAGE
3

ADDRESS CORRESPONDENCE TO ATTENTION OF:
JOHN ABBOTT 304-558-2544

RFQ COPY

TYPE NAME/ADDRESS HERE
 NIGHTINGALE Corp.
 2301 DIXIE ROAD
 MISSISSAUGA, ONTARIO
 L4Y-1Z9

SHIP TO

WV PRISON INDUSTRIES
 617 LEON SULLIVAN WAY
 CHARLESTON, WV
 25301 304-558-2945

DATE PRINTED	TERMS OF SALE	SHIP VIA	F.O.B.	FREIGHT TERMS
04/22/2007				

BID OPENING DATE: 05/09/2007 BID OPENING TIME 01:30PM

LINE	QUANTITY	UOP	CAT. NO.	ITEM NUMBER	UNIT PRICE	AMOUNT
<p>WRITTEN STATE CONTRACT ORDER (FORM NUMBER WV-39) TO THE VENDOR FOR COMMODITIES COVERED BY THIS CONTRACT. THE ORIGINAL COPY OF THE WV-39 SHALL BE MAILED TO THE VENDOR AS AUTHORIZATION FOR SHIPMENT, A SECOND COPY MAILED TO THE PURCHASING DIVISION, AND A THIRD COPY RETAINED BY THE SPENDING UNIT.</p> <p>BANKRUPTCY: IN THE EVENT THE VENDOR/CONTRACTOR FILES FOR BANKRUPTCY PROTECTION, THIS CONTRACT IS AUTOMATICALLY NULL AND VOID, AND IS TERMINATED WITHOUT FURTHER ORDER.</p> <p>THE TERMS AND CONDITIONS CONTAINED IN THIS CONTRACT SHALL SUPERSEDE ANY AND ALL SUBSEQUENT TERMS AND CONDITIONS WHICH MAY APPEAR ON ANY ATTACHED PRINTED DOCUMENTS SUCH AS PRICE LISTS, ORDER FORMS, SALES AGREEMENTS OR MAINTENANCE AGREEMENTS, INCLUDING ANY ELECTRONIC MEDIUM SUCH AS CD-ROM.</p> <p style="text-align: center;">VENDOR PREFERENCE CERTIFICATE</p> <p>CERTIFICATION AND APPLICATION* IS HEREBY MADE FOR PREFERENCE IN ACCORDANCE WITH WEST VIRGINIA CODE, 5A-3-37 (DOES NOT APPLY TO CONSTRUCTION CONTRACTS).</p> <p>A. APPLICATION IS MADE FOR 2.5% PREFERENCE FOR THE REASON CHECKED:</p> <p>() BIDDER IS AN INDIVIDUAL RESIDENT VENDOR AND HAS RESIDED CONTINUOUSLY IN WEST VIRGINIA FOR FOUR (4) YEARS IMMEDIATELY PRECEDING THE DATE OF THIS CERTIFICATION; OR</p> <p>() BIDDER IS A PARTNERSHIP, ASSOCIATION OR CORPORATION RESIDENT VENDOR AND HAS MAINTAINED ITS HEAD-QUARTERS OR PRINCIPAL PLACE OF BUSINESS CONTINUOUSLY I</p>						

SEE REVERSE SIDE FOR TERMS AND CONDITIONS

SIGNATURE	TELEPHONE 905-896-3434	DATE 05/07/07
TITLE VP GOVERNMENT SALES	FEIN 980383583	ADDRESS CHANGES TO BE NOTED ABOVE

WHEN RESPONDING TO RFQ, INSERT NAME AND ADDRESS IN SPACE ABOVE LABELED 'VENDOR'



State of West Virginia
Department of Administration
Purchasing Division
2019 Washington Street East
Post Office Box 50130
Charleston, WV 25305-0130

Request for Quotation

RFQ NUMBER
PRI3793

PAGE
4

ADDRESS CORRESPONDENCE TO ATTENTION OF:
JOHN ABBOTT 304-558-2544

BIDDING

RFQ COPY
TYPE NAME/ADDRESS HERE
NIGHTINGALE Corp.
2301 DIXIE ROAD
WISSESAUGA, ONTARIO
44-129

SHIP TO

WV PRISON INDUSTRIES
617 LEON SULLIVAN WAY
CHARLESTON, WV
25301 304-558-2945

DATE PRINTED	TERMS OF SALE	SHIP VIA	F.O.B.	FREIGHT TERMS
04/22/2007				

BID OPENING DATE: 05/09/2007 BID OPENING TIME 01:30PM

LINE	QUANTITY	UOP	CAT. NO.	ITEM NUMBER	UNIT PRICE	AMOUNT
<p>WEST VIRGINIA FOR FOUR (4) YEARS IMMEDIATELY PRECEDING THE DATE OF THIS CERTIFICATION; OR 80% OF THE OWNERSHIP INTEREST OF BIDDER IS HELD BY ANOTHER INDIVIDUAL, PARTNERSHIP, ASSOCIATION OR CORPORATION RESIDENT VENDOR WHO HAS MAINTAINED ITS HEADQUARTERS OR PRINCIPAL PLACE OF BUSINESS CONTINUOUSLY IN WEST VIRGINIA FOR FOUR (4) YEARS IMMEDIATELY PRECEDING THE DATE OF THIS CERTIFICATION; OR</p> <p>() BIDDER IS A CORPORATION NONRESIDENT VENDOR WHICH HAS AN AFFILIATE OR SUBSIDIARY WHICH EMPLOYS A MINIMUM OF ONE HUNDRED STATE RESIDENTS AND WHICH HAS MAINTAINED ITS HEADQUARTERS OR PRINCIPAL PLACE OF BUSINESS WITHIN WEST VIRGINIA CONTINUOUSLY FOR THE FOUR (4) YEARS IMMEDIATELY PRECEDING THE DATE OF THIS CERTIFICATION.</p> <p>B. APPLICATION IS MADE FOR 2.5% PREFERENCE FOR THE REASON CHECKED:</p> <p>() BIDDER IS A RESIDENT VENDOR WHO CERTIFIES THAT, DURING THE LIFE OF THE CONTRACT, ON AVERAGE AT LEAST 75% OF THE EMPLOYEES WORKING ON THE PROJECT BEING BID ARE RESIDENTS OF WEST VIRGINIA WHO HAVE RESIDED IN THE STATE CONTINUOUSLY FOR THE TWO YEARS IMMEDIATELY PRECEDING SUBMISSION OF THIS BID;</p> <p>OR</p> <p>() BIDDER IS A NONRESIDENT VENDOR EMPLOYING A MINIMUM OF ONE HUNDRED STATE RESIDENTS OR IS A NONRESIDENT VENDOR WITH AN AFFILIATE OR SUBSIDIARY WHICH MAINTAINS ITS HEADQUARTERS OR PRINCIPAL PLACE OF BUSINESS WITHIN WEST VIRGINIA EMPLOYING A MINIMUM OF ONE HUNDRED STATE RESIDENTS WHO CERTIFIES THAT, DURING THE LIFE OF THE CONTRACT, ON AVERAGE AT LEAST 75% OF THE EMPLOYEES OR BIDDERS' AFFILIATE'S OR SUBSIDIARY'S EMPLOYEES ARE RESIDENTS OF WEST VIRGINIA</p>						

SEE REVERSE SIDE FOR TERMS AND CONDITIONS

SIGNATURE	TELEPHONE	DATE
<i>[Signature]</i>	905-896-3434	05/07/07
TITLE	FEIN	ADDRESS CHANGES TO BE NOTED ABOVE
VP GOVERNMENT SALES	980383583	

WHEN RESPONDING TO RFQ, INSERT NAME AND ADDRESS IN SPACE ABOVE LABELED 'VENDOR'



State of West Virginia
 Department of Administration
 Purchasing Division
 2019 Washington Street East
 Post Office Box 50130
 Charleston, WV 25305-0130

Request for Quotation

RFO NUMBER
PRI3793

PAGE
5

ADDRESS CORRESPONDENCE TO ATTENTION OF:
JOHN ABBOTT 304-558-2544

RFQ COPY
 TYPE NAME/ADDRESS HERE
 NIGHTINGALE CORP.
 2301 DIXIE ROAD
 MISSISSAUGA, ONTARIO
 L4Y 1Z9

SHIP TO
 WV PRISON INDUSTRIES
 617 LEON SULLIVAN WAY
 CHARLESTON, WV
 25301 304-558-2945

DATE PRINTED	TERMS OF SALE	SHIP VIA	F.O.B.	FREIGHT TERMS
04/22/2007				

BID OPENING DATE: 05/09/2007 BID OPENING TIME 01:30PM

LINE	QUANTITY	UOP	CAT. NO.	ITEM NUMBER	UNIT PRICE	AMOUNT
<p>WHO HAVE RESIDED IN THE STATE CONTINUOUSLY FOR THE TWO YEARS IMMEDIATELY PRECEDING SUBMISSION OF THIS BID.</p> <p>BIDDER UNDERSTANDS IF THE SECRETARY OF TAX & REVENUE DETERMINES THAT A BIDDER RECEIVING PREFERENCE HAS FAILED TO CONTINUE TO MEET THE REQUIREMENTS FOR SUCH PREFERENCE, THE SECRETARY MAY ORDER THE DIRECTOR OF PURCHASING TO: (A) RESCIND THE CONTRACT OR PURCHASE ORDER ISSUED; OR (B) ASSESS A PENALTY AGAINST SUCH BIDDER IN AN AMOUNT NOT TO EXCEED 5% OF THE BID AMOUNT AND THAT SUCH PENALTY WILL BE PAID TO THE CONTRACTING AGENCY OR DEDUCTED FROM ANY UNPAID BALANCE ON THE CONTRACT OR PURCHASE ORDER.</p> <p>BY SUBMISSION OF THIS CERTIFICATE, BIDDER AGREES TO DISCLOSE ANY REASONABLY REQUESTED INFORMATION TO THE PURCHASING DIVISION AND AUTHORIZES THE DEPARTMENT OF TAX AND REVENUE TO DISCLOSE TO THE DIRECTOR OF PURCHASING APPROPRIATE INFORMATION VERIFYING THAT BIDDER HAS PAID THE REQUIRED BUSINESS TAXES, PROVIDED THAT SUCH INFORMATION DOES NOT CONTAIN THE AMOUNTS OF TAXES PAID NOR ANY OTHER INFORMATION DEEMED BY THE TAX COMMISSIONER TO BE CONFIDENTIAL.</p> <p>UNDER PENALTY OF LAW FOR FALSE SWEARING (WEST VIRGINIA CODE 61-5-3), BIDDER HEREBY CERTIFIES THAT THIS CERTIFICATE IS TRUE AND ACCURATE IN ALL RESPECTS; AND THAT IF A CONTRACT IS ISSUED TO BIDDER AND IF ANYTHING CONTAINED WITHIN THIS CERTIFICATE CHANGES DURING THE TERM OF THE CONTRACT, BIDDER WILL NOTIFY THE PURCHASING DIVISION IN WRITING IMMEDIATELY.</p> <p>BIDDER: <u>NIGHTINGALE CORP.</u></p>						

SEE REVERSE SIDE FOR TERMS AND CONDITIONS

SIGNATURE	TELEPHONE 905-896-3434	DATE 05/07/07
TITLE VP GOVERNMENT SALES	FEIN 990383583	ADDRESS CHANGES TO BE NOTED ABOVE

WHEN RESPONDING TO RFQ, INSERT NAME AND ADDRESS IN SPACE ABOVE LABELED 'VENDOR'



State of West Virginia
Department of Administration
Purchasing Division
2019 Washington Street East
Post Office Box 50130
Charleston, WV 25305-0130

Request for Quotation

RFQ NUMBER
PRI3793

PAGE
6

ADDRESS CORRESPONDENCE TO ATTENTION OF:
JOHN ABBOTT 304-558-2544

RFQ COPY

TYPE NAME/ADDRESS HERE

NIGHTINGALE Corp.
2301 DIXIE ROAD
MISSISSAUGA, ONTARIO
L4Y-1Z9

WV PRISON INDUSTRIES

617 LEON SULLIVAN WAY
CHARLESTON, WV
25301 304-558-2945

DATE PRINTED 04/22/2007	TERMS OF SALE	SHIP VIA	F.O.B.	FREIGHT TERMS
----------------------------	---------------	----------	--------	---------------

BID OPENING DATE: 05/09/2007 BID OPENING TIME 01:30PM

LINE	QUANTITY	UOP	CAT. NO.	ITEM NUMBER	UNIT PRICE	AMOUNT
<p>DATE: <i>May 09/07</i></p> <p>SIGNED: <i>[Signature]</i></p> <p>TITLE: <i>VP GOVERNMENT SALES</i></p> <p>* CHECK ANY COMBINATION OF PREFERENCE CONSIDERATION(S) IN EITHER "A" OR "B", OR BOTH "A" AND "B" WHICH YOU ARE ENTITLED TO RECEIVE. YOU MAY REQUEST UP TO THE MAXIMUM 5% PREFERENCE FOR BOTH "A" AND "B". (REV. 12/00)</p> <p>NOTICE</p> <p>A SIGNED BID MUST BE SUBMITTED TO:</p> <p>DEPARTMENT OF ADMINISTRATION PURCHASING DIVISION BUILDING 15 2019 WASHINGTON STREET, EAST CHARLESTON, WV 25305-0130</p> <p>THE BID SHOULD CONTAIN THIS INFORMATION ON THE FACE OF THE ENVELOPE OR THE BID MAY NOT BE CONSIDERED:</p> <p>SEALED BID</p> <p>BUYER: JOHN ABBOTT</p> <p>RFQ. NO.: PRI3793</p>						

SEE REVERSE SIDE FOR TERMS AND CONDITIONS		
SIGNATURE <i>[Signature]</i>	TELEPHONE 905-896-3434	DATE 05/07/07
TITLE <i>VP GOVERNMENT SALES</i>	FEIN 490388583	ADDRESS CHANGES TO BE NOTED ABOVE

WHEN RESPONDING TO RFQ, INSERT NAME AND ADDRESS IN SPACE ABOVE LABELED 'VENDOR'



State of West Virginia
Department of Administration
Purchasing Division
2019 Washington Street East
Post Office Box 50130
Charleston, WV 25305-0130

Request for Quotation

RFQ NUMBER
PRI3793

PAGE
7

ADDRESS CORRESPONDENCE TO ATTENTION OF:
JOHN ABBOTT
304-558-2544

AUCTION

RFQ COPY
TYPE NAME/ADDRESS HERE
NIGHTINGALE Corp
2301 DIXIE ROAD
MISSISSAUGA, ONTARIO
L4Y 1Z9

BID

WV PRISON INDUSTRIES

617 LEON SULLIVAN WAY
CHARLESTON, WV
25301 304-558-2945

DATE PRINTED 04/22/2007	TERMS OF SALE	SHIP VIA	F.O.B.	FREIGHT TERMS
----------------------------	---------------	----------	--------	---------------

BID OPENING DATE: 05/09/2007 BID OPENING TIME 01:30PM

LINE	QUANTITY	UOP	CAT. NO.	ITEM NUMBER	UNIT PRICE	AMOUNT
BID OPENING DATE:				05/09/2007		
BID OPENING TIME:				1:30 PM		
PLEASE PROVIDE A FAX NUMBER IN CASE IT IS NECESSARY TO CONTACT YOU REGARDING YOUR BID:						
CONTACT PERSON (PLEASE PRINT CLEARLY):				<i>GERRY ADAM</i>		
***** THIS IS THE END OF RFQ PRI3793 ***** TOTAL:						

SEE REVERSE SIDE FOR TERMS AND CONDITIONS

SIGNATURE <i>[Signature]</i>	TELEPHONE 905-896-3434	DATE 05/07/07
TITLE VP GOVERNMENT SALES	FEIN 980383583	ADDRESS CHANGES TO BE NOTED ABOVE

WHEN RESPONDING TO RFQ, INSERT NAME AND ADDRESS IN SPACE ABOVE LABELED 'VENDOR'

**WV Correctional Industries
PRI3793**

WV Correctional Industries (WVCI) hereby solicits bids for seating components and kits, to be manufactured by WVCI.

1. All items bid must be in "kit form".
2. WVCI reserves the right to award in whole, in part or as a multiple vendor contracts.
3. Vendor shall indicate by chair all interchangeable parts among the various series of seating being bid.
4. Vendor shall provide digital brochures to WVCI for marketing purposes. If digital images are not available, vendor shall provide 1,000 brochures of each series at no additional charge to WVCI.
5. All components are specified as brand name or equal. These specifications are meant to establish a minimum quality acceptable within our anticipated price range. If a vendor is bidding an equal or alternate, they must submit specifications and a color brochure depicting the style of seating. WVCI further reserves the right to request a sample of each chair to be used for evaluation purposes. Sample chairs will be returned to the submitting vendor.
6. Vendor shall indicate and price any optional features, parts, etc. for any of the seating products being bid.
7. Vendor shall state any minimum order requirements.
8. All chair kits and components must meet or exceed ANSI/BIFMA and California 117 flammability test.
9. All chair kits and components shall be shipped FOB Destination to:

WV Correctional Industries
Pruntytown Correctional Center
WV Highway 250 South
Grafton, WV 26354

All deliveries must be made in a 28' or smaller trailer.

10. Alternate Delivery Site:

WV Correctional Industries
Lakin Correctional Center
11264 Ohio River Road
West Columbia, WV 25287

11. Price Adjustments: The vendor may request a price increase 30 days prior to the expiration of the contract, in writing, to the Director of Purchasing. The contract price may be adjusted in accordance with the change in the Producer Price Index (PPI) for Product Code WPU122203, Furniture and Household Durables, Furniture). Price adjustments will be made in accordance with the percentage change in the PPI. It is the vendor's responsibility to request this adjustment to price. Requests shall include a copy of the relevant index and must be within the allowed time period for adjustment. Any adjustments authorized as a result of the adjustment request will not be retroactive.
12. WVCI reserves the right to award multiple vendor contracts. Multiple awards will be made by seating series, not individual seating kits.

Original Line Series or EqualEXECUTIVE CHAIRS:~~NIGHTINGALE MODEL 4202~~

Heavy duty swivel tilt control, formed and pinned construction with tension adjustment.

- Base - Anti-tip 5 leg chrome (25" leg span)
- Caster - 50mm nylon hooder, black, FB mounting-soft caster optional
- Wood Seat - 5 ply poplar, ½" with 36" radius bend, 20" wide, Executive Low Back - 16 ¼" deep, Executive High Back - 23" deep
- Seat Foam - High resiliency shall meet California fire standards technical bulletin #117, specs 3" thick, 18 ½" x 22 ¾"
- Back Foam - High resiliency shall meet California fire standards technical bulletin #117, specs 3" thick, 22 ¾" x 18 ¾"
- Arms - 14 gauge 10/20 high strength steel, 1" diameter plating quality (chrome plated or electrostatically powder coated). Arm wood - solid oak or walnut finished and routed with inserts or solid maple with foam cushion for upholstery.

SIDE CHAIRS - ARM/ARMLESS:~~NIGHTINGALE MODEL 4202~~

- Frame - 14 gauge 10/20 high strength steel, 1" diameter plating quality (chrome plated or electrostatically powder coated)
- Wood Seats - 5 ply poplar ½" with 36" radius bend 21 ½" wide 17 ¼" deep
- Wood Backs - 5 ply poplar ½" with 36" radius bend 20" wide 16 ¼" deep
- Seat Foam - High resiliency shall meet California fire standards technical bulletin #117, 2" thick 18 ½" x 22 ¾"
- Back Foam - High resiliency shall meet California fire standards technical bulletin #117, specs 2" thick 18 ¼" x 22 ¼"

Comfort Line Series or EqualHIGH BACK CHAIRS:

NIGHTINGALE MODEL UN4200

- 50mm dual wheel caster with brass grip ring for ease of insertion and for maximum holding power
- 5 leg 25" die cast aluminum polished or black ESTHEILD – will also accept optional oak wood caps
- Gas cylinder with lever has a height adjustment of 3" and range of 17-20 inches
- 3 pc telecover for black option
- Swivel tilt control with infinite position tilt lock and forward lockout
- One piece inner frame made of 14 gauge cr steel tubing
- Seat and back long life comfort band treated to exceed flammability requirements – the comfort band is made up of rubber thread spiral wrapped with cotton yarn – the cords are weaved together with polypropylene then coated and dried
- Seat foam – dimension 24 ½ w x 22 d x 2tk density 2.6-2.8
- Inside Back Foam – dimension 23 ½ w x 24 ½ h x 2tk density 1.8-1.9
- Outside Back Foam – dimension 20 ½ w x 24 h x 1/2tk density 1.8-1.9
- Tilt tension adjustable for 125 lbs to 350 lbs. occupant
- Arms – Pair of 14 gauge 1" plating quality tubular arm in chrome or black – arm attaches to seat mounting bracket. Arm caps of solid oak, walnut or upholstered. Optional soft urethane looped arm, optional horizontal and vertical adjustable T-arm, and optional horizontal and vertical adjustable T-arm with swivel tilt arm pad.

LOW BACK CHAIRS:

NIGHTINGALE MODEL UN4200

- 50mm dual wheel caster with brass grip ring for ease of insertion and for maximum holding power
- 5 leg 25" aluminum base available polished or black – will also accept optional oak wood caps
- Gas cylinder with lever has a height adjustment of 3" and range or 17-20 inches
- 3 pc telecover for black option
- Swivel tilt control with infinite position tilt lock and forward tilt lockout
- One piece inner frame made of 14 gauge cr steel tubing
- Seat and back long life comfort band treated to exceed flammability requirements – the comfort band is made up of rubber thread spiral wrapped with cotton yarn – the cords are weaved together with polypropylene then coated and dried
- Seat foam – dimension 24 ½ w x 22 d x 2tk density 2.6-2.8
- Inside Back Foam – dimension 23 ½ w x 20 ½ h x 2tk density 1.8-1.9
- Outside Back Foam – dimension 20 ½ w x 18 1/2 h x 1/2tk density 1.8-1.9
- Tilt tension adjustable for 125 lbs to 350 lbs. occupant
- Arms – pair of 14 gauge 1" plating quality tubular arm in chrome or black – arm attaches to seat mounting bracket. Arm caps of solid oak, walnut or upholstered. Optional soft urethane looped arm, optional adjustable looped arm, optional adjustable T-arm, or optional adjustable T-arm with swivel tilt arm pad.

GUEST CHAIRS:NIGHTINGALE MODEL ^{UN} 4702

- Arm frame of 14 gauge 1" plating quality tubing standard in chrome or powder coated black
- Arm wood of solid oak, walnut or upholstered
- One piece inner frame of 14 gauge cr steel tubing
- Seat and back long life comfort band treated to exceed flammability requirement – the comfort band is made up of rubber thread spiral wrapped with cotton yarn – the cords are weaved together with polypropylene then coated and dried
- Seat foam – dimension 24 ½ w x 22 d x 2tk density 2.6-2.8
- Inside back foam – dimension 23 ½ w x 20 ½ h x 2tk density 1.8-1.9
- Outside back foam – dimension 20 ½ w x 18 ½ h x ½tk density 1.8-1.9
- Without arms – armless frame of 14 gauge 1" plating quality tubing standard in chrome or powder coated black – no wood arm

OPERATOR TASK CHAIRS:NIGHTINGALE MODEL UN ^{2600D} ~~39~~ ARA

- 50mm dual wheel caster with brass grip ring for ease of insertion and for maximum holding power
- 5 leg steel base with 22" overlay – standard is black
- Gas cylinder with lever has a height adjustment of 4" and range of 16-21 inches
- Back and seat angles adjustable independently with infinite position locks
- Seat wood – size 17 ¼ w x 16 d x 1/2tk – curved 7-ply poplar with waterfall front
- Seat foam – dimension 19 w x 17 ¼ d x 2tk density 3.0-3.25
- Black adjustable height back upright with back hinge set
- Back wood – size 15 ¼ w x 14 5/8 h x 1/2tk – curved 5-ply poplar wood for easy stapling
- Back foam – dimension 17 w x 15 5/8 h x 1 1/2tk density 1.8-1.9
- Optional back treatment of black plastic
- Hardware
- Arms – pair of black flat ¼" x 2 ¼" bar steel arms which attach directly to the seat – the arms to be adjustable horizontally. Optional vertically and horizontally adjustable arms

TUF Line Series or Equal**TUF LINE CHAIRS:**~~#2~~
NIGHTINGALE MODEL 247

- 50mm dual wheel caster with brass grip ring for ease of insertion and for maximum holding power
- Base - #1 and #2 - 5 leg 22" steel with plastic overlay; #3 - 25" steel with plastic overlay
- Gas cylinder - 17-4 taper 45mm has a range of 5", seat height adjustment - 16 to 21 1/2"
- Control - Northfield T3001, front cushion stop, with infinite position tilt lock may be locked in any position. Front tilt to 6 3/4% - rear tilt to 9 1/2%, with infinite position back angle adjustment lock tilt tension adjustable for 125 lbs to 350 lbs occupant
- Seat wood - non formaldehyde glue - 1/2" thick 7-layer poplar plywood with waterfall front: #1 - 17 1/4" x 16"; #2 - 19 1/8" x 17"; #3 - 21" x 18"
- Back wood - non-formaldehyde glue 1/2" 5 layer poplar plywood. #1 - 15 3/4" x 14 5/8" x 1/2"; #2 and #3 - 17 1/4" x 17 5/8" x 1/2"
- Foam passes CA 117
- Seat foam - minimum density of 3.0. #1 - 18 1/2" x 18 1/4" x 2"; #2 - 20 1/2" x 19 1/4" x 2"; #3 - 22 1/2" x 20 1/4" x 2"
- Back foam - minimum density of 1.7 and lumbar pad
- Back upright - 1/4" x 2 1/4" steel with hinge set
- Standard arms - black 1/4" x 2 1/4" steel - attach directly to seat wood. Adjustable both vertically and horizontally - soft urethane arm pads, standard black.
- Optional:
 - Armless
 - Soft casters-dual wheel caster with brass grip for ease of insertion and for maximum holding power
 - Mechanical adjustable lumbar
 - Swivel tilt arm pads
 - Heavy duty control
 - Seat Slider
 - Highback 22.5"

TUF GRANDE CHAIRS:

NIGHTINGALE MODEL 247

- 50mm dual wheel caster with brass grip ring for ease of insertion and for maximum holding power
- Meets or exceeds all ANSI/BIFMA requirements
- 99528 Intensive Use Aluminum Base. Meets or exceeds all "Intensive Use" test requirements, in addition to all ANSI/BIFMA test requirements
- Base overall diameter of 28.88"
- 50mm gas cylinder or 45mm gas cylinder in textured powder coat
- Gas lift 17-4 taper, black with exposed length of 2.6" and travel of 2.95"
- Seat wood is 23" w by 20" d, 3/4" overall thickness with 9 layer hardwood plywood

- Seat foam is 23 1/4" x 23 5/8" x 4 1/4" dual density foam, passes applicable CAL 117 flammability test
- Back wood is 23 1/2" h x 18 5/8" w, material is 5/8" thick with 7 layer hardwood plywood
- Back foam is 29 1/2" x 24 5/8" x 4 1/2" triple density foam, passes applicable CAL 117 for flammability test.
- Mechanism meets or exceeds all ANSI/BIFMA test requirements and must provide a full 21 degree range of motion with infinite position tilt lock and provide a forward tilt stop feature, which when activated, limits the forward travel of the mechanism to 0 degrees and when not activated, permits the mechanism to tilt forward to an additional 6 degrees. Provides spring tension adjustment. Provides 2.25" of back depth adjustment and utilize a 17-4 gas taper. Tilt tension adjustable for 125 lbs to 350 lbs occupant.
- Back Upright J shaped utilizes 1035 carbon content steel with 3" width
- Ergonomic arm height adjusts 2 1/4" vertically and utilizes a heavy duty urethane loop arm cap with 2 1/2" arm width adjustment.

Sofline Series or EqualSOFLINE ADVANCED TASK CHAIRS:

NIGHTINGALE MODEL UN6700D

- Pneumatic height adjustment from 16 ½ to 20 ½
- Control to contain the following features:
 - Gas lift adjustment to activate pneumatic lift
 - Control swivels and tilts
 - Tilt tension adjustment handwheel
 - Seat to back angle is adjustable and can be locked at any point in the range
 - Seat tilt angle is adjustable and can be located at any point in the range
 - 6 degrees forward seat tilt when activated by lockout lever
 - Seat tilt lock
 - Black matte finish including telescoping black cover over pneumatic lift
 - Seat depth adjustment 2 ½" travel in ½" increments with activation lever under the front of the seat
- Seat size 18" d x 20" w or 19" d x 21 ½" w (upholstered). Ergonomically contoured ½" thick, 7 ply hardwood laminate inner seat with waterfall front and threaded steel fasteners for arms and mechanism. 3 ½" thick, multi-density, multiple IFD, fabricated polyurethane foam.
- Back size 16" h x 17" w, 20" h x 18" w, 24" h x 19" w or 28" h x 20" w (upholstered). ½" thick, 7 ply hardwood laminate inner seat, ergonomically contoured horizontally and vertically with threaded steel fasteners. 2 ½" thick, multi-density, multi-IFD, fabricated polyurethane foam.
- Ratchet-type back height adjustment mechanism with 2 ½" travel in 7 increments and 3" x .25" steel back upright. Back height above seat: 16 to 18 ½ inches
- 55mm dual wheel hooded carpet casters with 45mm barrel and 7/16" x 7/8" stem with locking ring
- 5-leg integrally colored high performance polymer base. 25" caster center diameter. Black matte finish
- Optional headrest for 24" and 28" backs, with height and angle adjustment and molded polyurethane foam cushion.

SOFLINE OFFICE DELUXE CHAIRS:

NIGHTINGALE MODEL UN6700D

- Pneumatic height adjustment – Seat height from 16 ¾ to 21 inches
- Control to contain the following features:
 - Gas lift adjustment to activate pneumatic lift
 - Control swivels and tilts with a knee-tilt action
 - Tilt tension adjustment handwheel
 - Seat-to-back angle is adjustable and can be locked at any point in the range
 - Tilt lock moves to any desired position and then lock in place
 - Black matte finish including telescoping black cover over pneumatic lift
 - Seat depth adjustment 2 ½" travel in 1/2" increments with activation lever under the front of the seat

P15

- Seat size 18" d x 20" w or 19" d x 21 1/2" w (upholstered). Ergonomically contoured 1/2" thick, 7 ply hardwood laminate inner seat with waterfall front and threaded steel fasteners for arms and mechanism. 3 1/2" thick, multi-density, multiple IFD, fabricated polyurethane foam.
- Back size 20" h x 18" w, 24" h x 19" w, or 28" h x 20" w (upholstered). 1/2" thick, 7 ply hardwood laminate inner seat, ergonomically contoured horizontally and vertically with threaded steel fasteners. 2 1/2" thick, multi-density, multi-IFD, fabricated polyurethane foam.
- Ratchet type back height adjustment mechanism with 2 1/2" travels in 7 increments and 3" x .25" steel back upright. Back height above seat: 16 to 18 1/2 inches.
- 55mm dual wheel hooded carpet casters with 45mm barrel and 7/16" x 7/8" stem with locking ring.
- 5-leg integrally colored high performance polymer base 25" caster center diameter. Black matte finish.
- Optional headrest for 24" and 28" backs, with height and angle adjustment and molded polyurethane foam cushion.

NIGHTINGALE MODEL

SOFLINE ECONO TASK CHAIR: = UN6700

- Pneumatic height adjustment – Seat height from 14 1/4" to 18 3/4"
- Control to contain the following features:
 - Gas lift adjustment to activate pneumatic lift
 - Control swivels
 - Forward and rearward seat tilt adjustment
 - Forward and rearward back angle adjustment
 - Seat and back angle lock – moves to any desired position and then lock in place with a single lever. Remains locked except when being adjusted
 - Black matte finish including telescoping black cover over pneumatic lift
- Seat size 18.5" d x 19.5" w (upholstered). Ergonomically contoured high strength polymer inner seat with waterfall front and threaded metal fasteners for arms and mechanism. 2.5" thick, 48 lb. IFD polyurethane foam.
- Back size 16" h x 17.5" w (upholstered). Impact resistant polymer inner back, ergonomically contoured horizontally and vertically with threaded metal fasteners. 1.75" thick, 35 lb. IFD, polyurethane foam.
- Ratchet type back height adjustment mechanism with 2 1/2" travels in 7 increments and 3" x .25" steel back upright. Back height above seat: 16 to 18 1/2 inches
- 55mm dual wheel hooded carpet casters with 45mm barrel and 7/16" x 7/8" stem with locking ring.
- 5-leg integrally colored high performance polymer base. 25" caster center diameter. Black matte finish.
- Seat depth adjustment option: 2 1/2" travels in 1/2" increments with activation lever under the front of the seat.
- Stool version must be available with drafting height option and adjustable foot ring.

NIGHTINGALE MODEL

SOFLINE VISITOR CHAIR: UN6702

- Seat size 18" d x 22" w (upholstered). Ergonomically contoured 1/2" thick, 7 ply hardwood laminate inner seat with waterfall front and threaded steel fasteners for attaching arms and base. 2" thick, 48 lb. IFD, polyurethane foam.

- Back size 17" h x 21" w (upholstered). 1/2" thick, 7 ply hardwood laminate innerback, ergonomically contoured horizontally and vertically with threaded steel fasteners. 2" thick, 35 lb IFD, fabricated polyurethane foam.
- Sled base made of 1" diameter x 16 gauge steel tube with chrome or black epoxy finish.

Breathe Series or Equal

Breathe Chairs – Task and Guest:

NIGHTINGALE TASK MODEL UNG6000

NIGHTINGALE GUEST MODEL UNG301

- Backrest Outer Frame PP fiber
- Backrest Inner Frame PP
- Backrest First Layer Mesh 100% Polyester
- Backrest Second Layer Mesh 100% Nylon
- Seat Shell PP
- Plywood Thickness: 9/16"
- Seat Foam PU Thickness: 3"
- Lumbar Support Foam PU Thickness: 1 1/2"
- Knee Synchron tilt mechanism, Metal, Thickness: 5m/m, Finish-Coating, Function – Seat: 16°/Back: 26°, with 5-position locking function
- Gas Lift, Metal, Thickness: 2.5m/m, Function – travel 3"
- Gas Lift Outer Tube, Metal, Diameter 2" x 1.6m/m x L 6 7/8", Powder Coating
- Base, Aluminum, Depth 27 1/2", Powder Coating
- Caster, Nylon #6, Dimension 45/60
- Armrest, Metal + Nylon, Height Adjustable 2 1/4"
- Armrest PU Pad, PVC 30%; PU 30%; ABS 40%
- Sled Base, if applicable, Steel, Diameter 1 1/4" x 2.3m/m (3/32"), Powder Coating
- Breathable Mesh Back
- Back Flex
- Variable Position Back Lock
- Lumbar Adjustment
- Adjustable Arm Option
- Heavy Duty Die Cast Base

Instyle Series or Equal**INSTYLE CHAIRS:**

- Stackable
- Chrome or Black frames
- Plastic backs
- Dimensions with arms:
 - Overall width 24"
 - Overall height 32 ¼"
 - Seat Depth 17 ½"
 - Seat Width 17 ½"
 - Weight 15 lbs
 - Textured polypropylene black arms
- Dimensions without arms:
 - Overall width 19 ½"
 - Overall height 32 ¼"
 - Seat Depth 17 ½"
 - Seat Width 17 ½"
 - Weight 12 lbs

**WV Correctional Industries
PRI3793**

Item #	Description	Estimated Annual Quantities	Unit Pricing	* Extended Price	Volume/Skid Unit Pricing ***	** Extended Price
Original Line or equal						
ICF-103	Jr. Executive Chair	40	\$	\$	\$	\$
ICF-104	Executive Chair	30	\$	\$	\$	\$
ICF-105	High Back Executive Chair	75	\$	\$	\$	\$
ICF-106	Side Chair	120	\$	\$	\$	\$

Comfort Line or equal						
ICF-107	Operator Task Chair UN2620A	15	\$ 156.84	\$ 2,352.60	\$	\$
ICF-107DR	Task Draft Stool UN2606DS	35	\$ 115.80	\$ 4,053	\$	\$
ICF-107DRHD	High Back Draft Stool	50	\$	\$	\$	\$
CFT-108	Comfort Managerial UN4200	25	\$ 185.84	\$ 4,596	\$	\$
CFT-109	Comfort High Back UN4200B	45	\$ 154.90	\$ 6,970.50	\$	\$
CFT-110	Comfort Guest UN4202	100	\$ 163.32	\$ 16,332	\$	\$

TUF Line or equal						
TUF-0015	#1 TUF Chairs UN247	5	\$ 291.44	\$ 1,457.20	\$	\$
TUF-002M	#2 TUF Chairs UN247	135	\$ 291.44	\$ 39,344.40	\$	\$
TUF-003L	#3 TUF Chairs UN247	130	\$ 291.44	\$ 37,887.20	\$	\$
TUF-004MHB	TUF HB Medium UN247	35	\$ 291.44	\$ 10,200.40	\$	\$
TUF-005LHB	TUF HB Large UN247	110	\$ 291.44	\$ 32,058.40	\$	\$
TUF-006DLX	TUF Deluxe HB UN247	75	\$ 291.44	\$ 21,858	\$	\$
TUF-007 HD	TUF Deluxe HD UN247	10	\$ 291.44	\$ 2,914.40	\$	\$
TUF-008G	TUF Cop Chair UN247	40	\$ 291.44	\$ 11,657.60	\$	\$
TUF-009-911	TUF 911 Chair UN247	5	\$ 291.44	\$ 1,457.20	\$	\$

SofLine Series or equal						
SOF-001	SofLine Advanced Task UN6700D	50	\$ 191.40	\$ 9,570	\$	\$
SOF-002	SofLine Office Deluxe UN6700D	50	\$ 191.40	\$ 9,570	\$	\$
SOF-003	SofLine Econo Task UN6700	50	\$ 188.16	\$ 9,408	\$	\$
SOF-004	SofLine Visitor Chair UN6702	50	\$ 153.00	\$ 7,650	\$	\$

Instyle Line or equal						
INS-woa	Instyle, no arms	140	\$	\$	\$	\$
INS-wa	Instyle, with arms	60	\$	\$	\$	\$

Breathe Line or equal						
OEI-BR-task	Breathe Task Chair	100	\$ 193.00	\$ 19,300	\$ 142.00	\$
OEI-BR-side	Breathe Guest Chair UN6301	50	\$ 203.25	\$ 10,162.50	\$ 203.25	\$
MESH	Mesh Fabric, yards C1	200	\$ 10.00	\$ 2,000	\$ 10.00	\$
Grand Totals				\$		\$

NOTES:

- 1) If bidding volume orders, state minimum order requirement
- 2) Include spare/optional parts and pricing for each series
- 3) List any warranties that apply

* Multiply the Estimated Annual Quantities by the Unit Price

** Multiply the Volume/Skid Unit Pricing by the Estimated Annual Quantities

*** WVCI will purchase an entire skid when ordering volume kits; however, Volume Unit Price shall be bid for single chair kit, not total skid price

RFQ No. PR 13793 P19

AFFIDAVIT

West Virginia Code §5A-3-10a states:

No contract or renewal of any contract may be awarded by the state or any of its political subdivisions to any vendor or prospective vendor when the vendor or prospective vendor or a related party to the vendor or prospective vendor is a debtor and the debt owned is an amount greater than one thousand dollars in the aggregate

DEFINITIONS:

"Debt" means any assessment, premium, penalty, fine, tax or other amount of money owed to the state or any of its political subdivisions because of a judgment, fine, permit violation, license assessment, defaulted workers' compensation premium, penalty or other assessment presently delinquent or due and required to be paid to the state or any of its political subdivisions, including any interest or additional penalties accrued thereon.

"Debtor" means any individual, corporation, partnership, association, limited liability company or any other form or business association owing a debt to the state or any of its political subdivisions. "Political subdivision" means any county commission; municipality; county board of education; any instrumentality established by a county or municipality; any separate corporation or instrumentality established by one or more counties or municipalities, as permitted by law; or any public body charged by law with the performance of a government function or whose jurisdiction is coextensive with one or more counties or municipalities. "Related party" means a party, whether an individual, corporation, partnership, association, limited liability company or any other form or business association or other entity whatsoever, related to any vendor by blood, marriage, ownership or contract through which the party has a relationship of ownership or other interest with the vendor so that the party will actually or by effect receive or control a portion of the benefit, profit or other consideration from performance of a vendor contract with the party receiving an amount that meets or exceed five percent of the total contract amount.

EXCEPTION:

The prohibition of this section does not apply where a vendor has contested any tax administered pursuant to chapter eleven of this code, workers' compensation premium, permit fee or environmental fee or assessment and the matter has not become final or where the vendor has entered into a payment plan or agreement and the vendor is not in default of any of the provisions of such plan or agreement.

LICENSING:

Vendors must be licensed and in good standing in accordance with any and all state and local laws and requirements by any state or local agency of West Virginia, including, but not limited to, the West Virginia Secretary of State's Office, the West Virginia Tax Department, West Virginia Insurance Commission, or any other state agencies or political subdivision. Furthermore, the vendor must provide all necessary releases to obtain information to enable the Director or spending unit to verify that the vendor is licensed and in good standing with the above entities.

CONFIDENTIALITY:

The vendor agrees that he or she will not disclose to anyone, directly or indirectly, any such personally identifiable information or other confidential information gained from the agency, unless the individual who is the subject of the information consents to the disclosure in writing or the disclosure is made pursuant to the agency's policies, procedures and rules. Vendors should visit www.state.wv.us/admin/purchase/privacy for the Notice of Agency Confidentiality Policies.

Under penalty of law for false swearing (West Virginia Code, §61-5-3), it is hereby certified that the vendor acknowledges the information in this said affidavit and are in compliance with the requirements as stated.

Vendor's Name: NIGHTINGALE Corp
Authorized Signature: [Signature] Date: MAY 07/07

No Debt Affidavit (Revised 10/13/06)

VO™



www.nightingalechairs.com


>>> SMART. SIMPLE. FUNCTIONAL...

LXO

One chair. Multiple functions. Perfect for working, meeting or training. LXO is the new standard for ergonomic affordable seating.


This light weight, well proportioned all purpose task chair was designed to meet the needs of today's tight working spaces. The LXO is a breath of fresh air with its award winning ergonomic design, superior comfort and contract quality workmanship.

Responsive ABLEX™ patterned weave mesh back, adjustable back depth, ENERSORB™ supportive seat foam, synchronous knee-tilt, and more, they all work together in a fresh looking, practical, supportive and very comfortable work chair.



IT'S ABOUT GOOD DESIGN

>>> FEEL GOOD. WORK SMART...



1 COMFORT IN ANY ENVIRONMENT

Translucent ABLEX™ patterned weave mesh back provides generous lumbar support while allowing dynamic back movement. Air flows freely through this breathable mesh for added comfort in any environment.

2 ENVIRONMENTALLY FRIENDLY

Fabrics are made from recycled material. All plastic and metal parts on the LXO are recyclable. LXO is 80% recyclable.



3 MORE LEG ROOM

Back depth adjustment allowing for greater seating depth for those requiring more leg support.

4 ADJUSTABLE ARMRESTS

Easy to use, height adjustable arms with intuitive finger-tip trigger for individual comfort and support. The arms can be manually adjusted for horizontal width.



5 A HEALTHY SEAT

The energy absorbing ENERSORB™ seat foam encourages correct posture. Contoured seat foam incorporates a waterfall design that gently slopes away from the legs, minimizing pressure on the thighs, promoting good posture and reducing sitting fatigue.

6 BASE

5 prong heavy duty nylon base.
2" mag wheel carpet casters.




7 SMOOTH ERGONOMIC RIDE

Synchronous knee-tilt mechanism with infinite position tilt-lock, pneumatic height adjustment, and tension control.

8 FULL RANGE OF MOTION

The LXO chair is the perfect high performance ergonomically adjustable contract grade task chair in its price class. Design Patented.



>> multiple applications

W.R. Breen designed the LXO chair to be used in workstations, private offices, conference rooms, team areas, or community spaces - in business and learning environments.

>> color options

Available in COM or any of Nightingale's over 300 standard textile selections. Polished aluminum base available as an option.

>> dimensions

MODEL:	6000
DESCRIPTION:	LXO
OVERALL:	
width	25 1/2"
depth	24"
height	35 1/2" - 41"
BACK HEIGHT:	18"
SEAT HEIGHT:	16-21"
BACK WIDTH:	19"
SEAT DEPTH:	18 1/2" - 19 1/2"
SEAT WIDTH:	19"
WEIGHT (lbs):	50
VOLUME (cu ft):	14

Nightingale
www.nightingalechairs.com

[Since 1928]





>> GXO chair [6301 series]

>> about GXO

GXO combines unprecedented comfort in its category with a timeless aesthetic and sustainable design. GXO was designed to stand up to the rigorous demands of contract seating. The GXO chair is ideal for numerous applications, such as guest hospitality and secondary conference room seating.

>> features



- translucent patterned weave mesh back, in which the responsive elastic mesh creates a contoured shape that provides perfect support for all users automatically
- seat consists of a thin ultra-comfortable Enersorb™ pillow top foam that allows for greater blood circulation reducing seating pressure points which provides the guest with extreme comfort
- angled rear legs for stability
- waterfall seat design
- finish - frame, arms, and trim standard in graphite
- California Fire Code #117
- ANSI/BIFMA

>> options

- available in any of Nightingale's over 300 carded fabrics including our Momentum, Maharam and Interface programs

>> overall dimensions

6301 w. 24" d. 26½" h. 36" seat ht. 18" back ht. 19½" back width. 17"
seat depth. 18½" seat width. 19"



Nightingale

www.nightingale.com

Nightingale

247



247 - 24 Hour Chair

The name says it all! Designed for those applications requiring heavy duty round the clock usage. This chair has an ergonomic contoured seat and back and is equipped with a 400 lb pneumatic seat height adjustment, seat slider for seat depth adjustment, height and width adjustable arms, tension control, and a lockable infinite position swivel tilt mechanism that features a passive seat movement that provides exceptional support and comfort for the user.

Model	Description	Overall Dimensions						Specific Dimensions																			
		Width		Depth		Height		Back Height		Seat Height		Back Width		Seat Depth		Seat Width		Back Width		Volume Reg/K.D.							
		(in.)	(mm.)	(in.)	(mm.)	(in.)	(mm.)	(in.)	(mm.)	(in.)	(in.)	(in.)	(mm.)	(in.)	(mm.)	(in.)	(mm.)	(lbs.)	(kg.)	(cu.ft.)	(cu.ft.)						
247	High Back Intensive Task	26 1/2	30	673	762	26 1/2	673	40 1/2	46	1029	1168	22	559	18	23 1/2	457	597	21	533	18 1/2	470	21 1/2	546	81	37	14 / 11	0.40 / 0.31

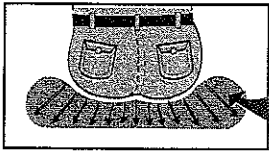
Standard Features •

- Synchro-tilt mechanism (Type 28) 2:1 ratio back to seat movement, infinite position tilt lock, pneumatic height adjustment, tension control.
- Passive seat movement.
- Seat sliding mechanism adjustment locks in 6 positions over 2 1/2" of travel.
- High density, high resiliency back and molded seat foam.
- Waterfall seat design to reduce muscle fatigue.
- Built-in lumbar back support
- Width and height adjustable arms with polyurethane tear drop arm pad.
- 5 prong heavy duty steel base with plastic caps.
- 2" dual wheel carpet casters.
- California Fire Code # 117.
- Finish-mechanism, arms, base casters and trim available in black only.
- ANSI / BIFMA.

Options ○

Model	Description	Miscellaneous		
		Soft Wheel Caster - TC	Enersorb Foam Seat - E	Fire Code # 133 - FR
247	High Back Intensive Task	○	○	○

Option - Enersorb Foam Seat

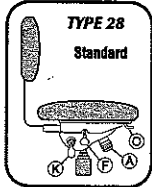


- Reduces sitting fatigue
- Creates a high comfort factor by providing evenly distributed support
- User does not sit on top, but sits into the cushion
- Dispenses weight horizontally and vertically

General Information:

- Upholstery
2 1/2 yds./chair
- Patent pending
- Fabric Selection
To specify simply add the suffix provided on the fabric card swatch of your choice to the chair model number (ie) 247 -E01 (Epic Espresso)

Mechanism User Guide



- A Tension Knob**
Turn clockwise to increase tension, turn counter-clockwise to decrease tension
- B Pneumatic Height Adjustment**
To lower, lift paddle while seated. To raise, lift paddle with your weight off seat.
- C Infinite Position Tilt Lock**
To lock chair in position, push paddle down, to allow free movement, pull paddle up.
- D Seat Slider**
Pull lever bar up to unlock, move seat to desired position, release lever to lock into position.
- E**
- F**
- G**
- H**
- I**
- J**
- K**

Warranty for 247 chair

Under the Nightingale Inc. warranty all claims must be made within the time period as specified.

The 247 - 5 year limited warranty, (from date of purchase by original purchaser), covers all non-moving metal components. **Under this specific warranty, self-skinned urethane parts, casters, wood parts, gas lifts and mechanisms will carry a (5) year warranty.**

The 247 warranty by Nightingale, is based on normal use by individuals of 400 lbs. or less, unless otherwise indicated.

Under this warranty Nightingale Inc. reserves the exclusive right to repair, correct or replace at our our option, any product which upon our inspection is declared defective in material or workmanship.

The 5 year limited warranty does not apply to the 247 chair if it is used for rental purposes and is effective only for products, parts or components manufactured after August 01, 2000.

The 247 - 5 year limited warranty applies only to those customers in Canada and the United States.

This warranty does not apply damaged caused by accidents, abuse, negligence, abnormal use or use with extreme climate condition. Normal climatic condition is defined as the temperature and moisture content range for human comfort and health. Due to the inherent nature of certain material used, all furniture containing wood, fabric or leather is subject to minor variations or irregularities of color, grain and texture. Compliance with applicable laws, regulation codes, certificates and manufacturing standards are disclaimed if this product is misused improperly installed, or modified in any respect (including without limitation, any change in fabric or mechanical components affecting stability, load capacity or load distribution) after shipment from manufacturer.

The Nightingale Inc. warranty does not cover the cost of transportation or labor. There are no other warranties except as expressly set forth above, either expressed or implied, including any warranty or merchantability of fitness for any particular purpose.

Nightingale Inc.

2301 Dixie Road, Mississauga, Ontario, Canada L4Y 1Z9
Tel: (905) 896-3434 Toll Free: 1-800-363-8954
Fax: (905) 896-7011 Toll Free: 1-800-637-6784
E-mail: nighting@ilap.com
Website: www.nightingale.com

Showrooms in

- Toronto
- Vancouver
- Montreal
- New York

Nightingale

4400 Bear Series



4400 Bear Series

Task Intensive Chair

The 4400 Bear chair series provides superior ergonomic support and comfort to **large**, **medium** and **small** individuals while maintaining a consistent appearance. The Baby bear chair meets the requirements of the small individual while the Papa Bear is especially suited to the active large person and the Momma Bear looks after all sizes in between.





Under the Nightingale Inc. warranty all claims must be made within the time period as specified.

Nightingale Inc. offers a Lifetime Limited Warranty, **unless otherwise specified**, from date of purchase by original purchaser, on all non-moving metal components. Nightingale Inc. also warrants that self-skinned urethane parts, plastic shells, casters, wood parts and mechanisms will carry a (5) five year warranty. Upholsteries will carry a (2) two year warranty. Pneumatic cylinders will carry a (10) ten year warranty.

The Nightingale Inc. warranty is based on normal use of eight (8) hours a day, five (5) days per week by individuals of 250 lbs. or less.


Nightingale Inc. reserves the exclusive and sole right to repair, correct or replace at our option, any Nightingale Inc. seating product which upon our inspection is declared defective in material or workmanship.

The Limited Lifetime Warranty does not apply to Nightingale Inc. products that are used for rental purposes and is effective only for products, parts or components manufactured after January 1, 1999.

The Lifetime Limited Warranty applies only to customers in Canada and the United States.

The Nightingale Inc. warranty does not apply to damage caused by accident, abuse, negligence, abnormal use or use with extreme climatic conditions. Normal climatic condition is defined as the temperature and moisture content range for human comfort and health. Due to the inherent nature of certain material used, all furniture containing wood, fabric or leather is subject to minor variations or irregularities of color, grain and texture. Compliance with applicable laws, regulation codes, certificates and manufacturing standards are disclaimed if this product is misused, improperly installed or modified in any respect (including without limitation, any change in fabric or mechanical components affecting stability, load capacity or load distribution) after shipment from the manufacturer.

The Nightingale Inc. warranty does not cover the cost of transportation or labor. There are no other warranties except as expressly set forth above, either expressed or implied, including any warranty of merchantability or fitness for any particular purpose.



4450-HY



4401

4400 Bear Series

Model	Description	Overall Dimensions						Specific Dimensions													
		Width		Depth		Height		Back Height		Seat Height		Back Width		Seat Depth		Seat Width		Weight		Volume Reg./K.D.	
		(in.)	(mm.)	(in.)	(mm.)	(in.)	(mm.)	(in.)	(mm.)	(in.)	(mm.)	(in.)	(mm.)	(in.)	(mm.)	(in.)	(mm.)	(lbs.)	(kg.)	(cu.ft.)	(cu.mt.)
4400D	High Back Task	24-27	609-685	26	660	38-44 1/2	965-1130	20 1/2-22 1/2	520-571	17 1/2-23	444-584	20	508	19	482	21	533	62	28	17 / 11	0.48 / 0.31
4400	Mid Back Task	24-27	609-685	26	660	35 1/2-43 1/2	901-1104	19-21	482-533	17 1/2-23	444-584	19 1/2	495	18	457	19 1/2	495	59	27	14 / 8	0.40 / 0.23
4450	Low Back Task	23 1/2-26 1/2	597-673	26	660	33 1/2-39 1/2	850-1003	18 1/2-20 1/2	470-520	16-20	406-508	18 3/4	476	17 1/2	444	19 1/2	495	57	26	12 / 8	0.34 / 0.23
4401	Guest-Armchair	21 1/2	546	28	660	33	838	15	381	18	457	18	457	18	457	18 1/2	470	25	11	10	0.28

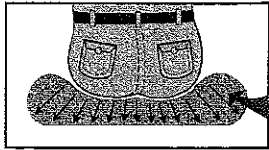
Standard Features •

- Swivel tilt mechanism (4400D, 4400, 4450) (Type 17) Infinite position swivel tilt lock, back angle adjustment, pneumatic height adjustment, 6° forward tilt, back height adjustment, tension control.
- Molded seat foam and high resiliency back foam for comfort and durability (4400D, 4400, 4450).
- Wood seat and back contoured for correct lateral support.
- Protective back bumper guard on the outside back.
- Lever operated horizontal and height adjustable arms with tear drop polyurethane arm pads. (Type HA) (4400D, 4400, 4450)
- Guest Armchair oval steel frame (4401) finished with high impact, textured, black *Crinkle* epoxy powder coat electrostatically applied for corrosion resistance.
- Waterfall seat design to reduce muscle fatigue.
- California fire code #117.
- 5 prong heavy duty nylon base.
- 2" dual wheel carpet casters.
- Finish - mechanism, arms, base, casters and trim available in black only.
- ANSI/BIFMA.

Options ○

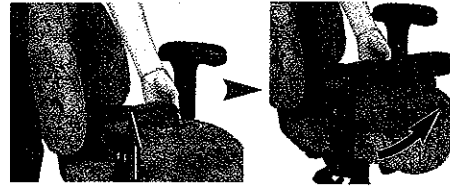
Model	Description	Adjustable Arms With Arm Pads		Arm Pad	Misc.
		Elongated Pad - HP	Semi-Loop Pad - HASL		
4400D	High Back Task	○	○	○	○
4400	Mid Back Task	○	○	○	○
4450	Low Back Task	○	○	○	○
4401	Guest-Armchair	○	○	○	○

Option - Enersorb Foam Seat



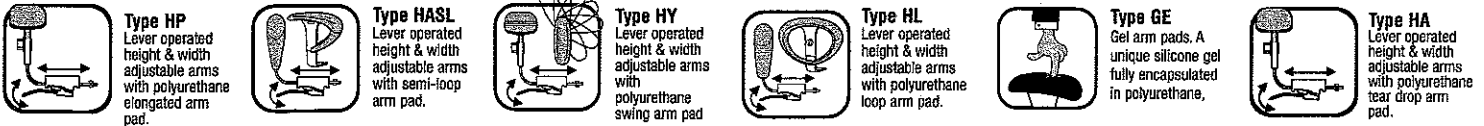
- Reduces sitting fatigue
- Creates a high comfort factor by providing evenly distributed support
- User does not sit on top, but sits into the cushion
- Dispenses weight horizontally and vertically

Option - Swing Arm

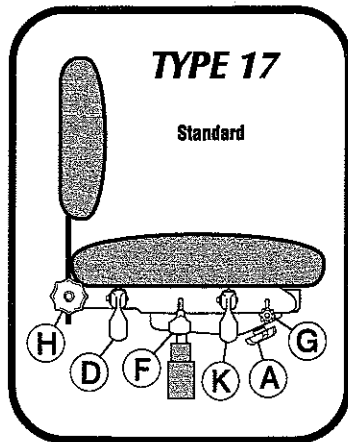


This adjustable arm pad was designed and developed to help relieve tension and pressure on the hand, wrist and forearm that can lead to "Carpel Tunnel Syndrome" and related problems.

Arms & Arm Pads



Mechanism User Guide



- (A) **Tension Knob**
Turn clockwise to increase tension, turn counter-clockwise to decrease tension.
- (D) **Back Angle Adjustment**
While seated, pull paddle up, when desired angle is achieved push paddle down to lock.
- (F) **Pneumatic Height Adjustment**
To lower, lift paddle while seated. To raise, lift paddle with your weight off seat.
- (G) **Forward Tilt**
Lean back in chair and roll or turn lever back for forward tilt, push or turn lever forward for straight position.
- (H) **Back Height Adjustment**
Turn knob counter-clockwise to loosen, lift or lower chair back to desired position and re-tighten.
- (K) **Infinite Position Tilt Lock**
To lock chair in position, push paddle down, to allow free movement, pull paddle up.

General Information:

- Soft wheel casters should be specified for hard floor surfaces.
- Upholstery
All models 2 yds / chair
- Patented
- Fabric Selection
To specify simply add the suffix provided on the fabric card swatch of your choice to the chair model number (ie) 4400 -E01 (Epic Expresso)

Nightingale Inc.

2301 Dixie Road, Mississauga, Ontario, Canada L4Y 1Z9
Tel: (905) 896-3434 Toll Free: 1-800-363-8954
Fax: (905) 896-7011 Toll Free: 1-800-637-6784
E-mail: nightingale@ilap.com
Website: www.nightingale.com

Showrooms in

- Toronto
- Vancouver
- Montreal
- New York

Nightingale

6700 Ergotech Series



6700 Ergotech Series

Task Intensive Chair

The 6700 Ergotech chair series is an intensive use task chair that offers distinctive styling and substantial ergonomic back and seat support. It is available in small, medium and large, sizes and would be a welcome addition to any office environment.



6700D-ASL



6700-A-SC



Under the Nightingale Inc. warranty all claims must be made within the time period as specified.

Nightingale Inc. offers a Lifetime Limited Warranty, unless otherwise specified, from date of purchase by original purchaser, on all non-moving metal components. Nightingale Inc. also warrants that self-skinned urethane parts, plastic shells, casters, wood parts and mechanisms will carry a (5) five year warranty. Upholsteries will carry a (2) two year warranty. Pneumatic cylinders will carry a (10) ten year warranty.

The Nightingale Inc. warranty is based on normal use of eight (8) hours a day, five (5) days per week by individuals of 250 lbs. or less.

Nightingale Inc. reserves the exclusive and sole right to repair, correct or replace at our option, any Nightingale Inc. seating product which upon our inspection is declared defective in material or workmanship.

The Limited Lifetime Warranty does not apply to Nightingale Inc. products that are used for rental purposes and is effective only for products, parts or components manufactured after January 1, 1999.


The Lifetime Limited Warranty applies only to customers in Canada and the United States.

The Nightingale Inc. warranty does not apply to damage caused by accident, abuse, negligence, abnormal use or use with extreme climatic conditions. Normal climatic condition is defined as the temperature and moisture content range for human comfort and health. Due to the inherent nature of certain material used, all furniture containing wood, fabric or leather is subject to minor variations or irregularities of color, grain and texture. Compliance with applicable laws, regulation codes, certificates and manufacturing standards are disclaimed if this product is misused, improperly installed or modified in any respect (including without limitation, any change in fabric or mechanical components affecting stability, load capacity or load distribution) after shipment from the manufacturer.

The Nightingale Inc. warranty does not cover the cost of transportation or labor. There are no other warranties except as expressly set forth above, either expressed or implied, including any warranty of merchantability or fitness for any particular purpose.



6702-A



6750

6700 Ergotech Series

Model	Description	Overall Dimensions						Specific Dimensions													
		Width (in.) (mm.)		Depth (in.) (mm.)		Height (in.) (mm.)		Back Height (in.) (mm.)		Seat Height (in.) (mm.)		Back Width (in.) (mm.)		Seat Depth (in.) (mm.)		Seat Width (in.) (mm.)		Weight (lbs.) (kg.)		Volume Reg./K.D. (cu.ft.) (cu.mt.)	
6700D	High Back Task	24 1/2	622	26-27 1/2	660-698	36 1/2-45	927-1143	20 1/2-23	520-584	17 1/2-23	444-584	19 1/2	495	18-19 1/2	457-495	19 1/2	495	55	25	14 / 9	0.40 / 0.25
6700	Mid Back Task	24 1/2	622	26-27 1/2	660-698	34-42	863-1066	18-20 1/2	457-520	17 1/2-23	444-584	19	482	18-19 1/2	457-485	19 1/2	495	54	24	14 / 9	0.40 / 0.25
6707	Mid Back Task Armless	24 1/2	622	26-27 1/2	660-698	34-42	863-1066	18-20 1/2	457-520	17 1/2-23	444-584	19	482	18-19 1/2	457-495	19 1/2	495	50	23	14 / 9	0.40 / 0.25
6750	Low Back Task	24 1/2	622	26-27 1/2	660-698	31 1/2-39	800-990	15-17 1/2	381-444	16-20	406-508	17 1/2	444	17-18 1/2	432-470	19 1/2	495	53	24	14 / 9	0.40 / 0.25
6705	Low Back Task Armless	24 1/2	622	26-27 1/2	660-698	31 1/2-39	800-990	15-17 1/2	381-444	16-20	406-508	17 1/2	444	17-18 1/2	432-470	19 1/2	495	48	22	14 / 9	0.40 / 0.25
6707DS	Drafting Stool	24 1/2	622	26-27 1/2	660-698	41-53	1041-1346	18-20 1/2	457-520	24-34	609-863	19	482	18-19 1/2	457-495	19 1/2	495	42	19	18 / 11	0.51 / 0.25
6702	Sled Base with Arm	24	609	24-25 1/2	609-647	35 1/2-38	901-965	17-19 1/2	431-495	18 1/2	470	19	482	18-19 1/2	457-495	19 1/2	495	50	23	14 / 9	0.40 / 0.25
6708	Sled Base Armless	20	508	24-25 1/2	609-647	35 1/2-38	901-965	17-19 1/2	431-495	18 1/2	470	19	482	18-19 1/2	457-495	19 1/2	495	43	20	14 / 9	0.40 / 0.25

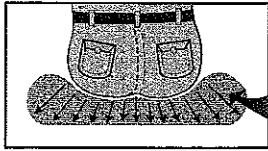
Standard Features •

- Swivel tilt mechanism (6700D, 6700, 6707, 6705, 6750) (Type 10) Infinite position tilt lock with 6° forward tilt, seat depth adjustment, ratchet back height adjustment, pneumatic height adjustment, tension control.
- Molded foam for comfort and durability.
- Waterfall seat design to reduce muscle fatigue.
- Fixed height arms with tear drop polyurethane arm pads - (Type UR)
- 5 prong heavy duty nylon base.
- 2" dual wheel carpet casters.
- Finish - mechanism, casters and trim standard in black.
- California Fire Code # 117.
- Drafting stool swivel mechanism (6707DS) (Type 21) Pneumatic height adjustment, back height adjustment, seat depth adjustment.
- Sled base oval steel frame (6702, 6708) finished with high impact, textured, black crinkle epoxy powder coat for durability and appearance.
- ANSI/BIFMA.

Options - ○


Model	Description	Mechanism											Adjustable Arms with Arm Pads				Miscellaneous						
		Type 19 Back Angle - BA	Type 13 Articulating - AR	Type 12 Synchro - Tilt - ST	Type 16 Knee - Tilt - K	Type 24 Seat Slider - SL	Tear Drop Pad - A	Elongated Pad - AP	Semi-loop Pad - ASL	Loop Arm - AL	Swing Arm Pad - YA	Tear Drop Pad - HA	Elongated Pad - HP	Semi-loop Pad - HASL	Loop Arm - HL	Swing Arm Pad - HY		Swing Arm Pad - GE	Schukra Lumbar - SC	Enersorb Foam Seat - E	Grey Finish - GR	Soft Wheel Casters - IC	Fire Code # 183 - FR
6700D	High Back Task	○	○	○	○	○	○	○	○	○	○	○	○	○	○	○	○	○	○	○	○	○	○
6700	Mid Back Task	○	○	○	○	○	○	○	○	○	○	○	○	○	○	○	○	○	○	○	○	○	○
6707	Mid Back Task Armless	○	○	○	○	○	○	○	○	○	○	○	○	○	○	○	○	○	○	○	○	○	○
6750	Low Back Task	○	○	○	○	○	○	○	○	○	○	○	○	○	○	○	○	○	○	○	○	○	○
6705	Low Back Task Armless	○	○	○	○	○	○	○	○	○	○	○	○	○	○	○	○	○	○	○	○	○	○
6707DS	Drafting Stool	○	○	○	○	○	○	○	○	○	○	○	○	○	○	○	○	○	○	○	○	○	○
6702	Sled Base with Arm	○	○	○	○	○	○	○	○	○	○	○	○	○	○	○	○	○	○	○	○	○	○
6708	Sled Base Armless	○	○	○	○	○	○	○	○	○	○	○	○	○	○	○	○	○	○	○	○	○	○

Option - Enersorb Foam Seat



- Reduces sitting fatigue
- Creates a high comfort factor by providing evenly distributed support
- User does not sit on top, but sits into the cushion
- Dispenses weight horizontally and vertically

Option - Swing Arm

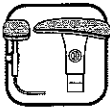


This adjustable arm pad was designed and developed to help relieve tension and pressure on the hand, wrist and forearm that can lead to "Carpel Tunnel Syndrome" and related problems.

Arms & Arm Pads



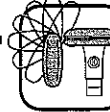
Type A
Height adjustable arm with polyurethane tear drop arm pad.



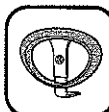
Type AP
Height adjustable arm with polyurethane elongated arm pad (Black only).



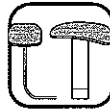
Type ASL
Height adjustable arm with polyurethane semi-loop arm pad.



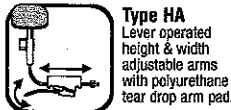
Type YA
Height adjustable arm with polyurethane swing arm pad (Black only).



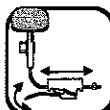
Type AL
Height adjustable loop arm. Polyurethane steel reinforced (Black only).



Type UR
Fixed height arm with polyurethane tear drop arm pad.



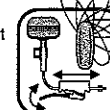
Type HA
Lever operated height & width adjustable arms with polyurethane tear drop arm pad.



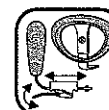
Type HP
Lever operated height & width adjustable arms with polyurethane elongated arm pad.



Type HASL
Lever operated height & width adjustable arms with semi-loop arm pad.



Type HY
Lever operated height & width adjustable arms with polyurethane swing arm pad (Black only).

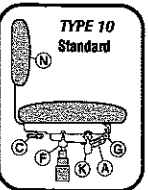


Type HL
Lever operated height & width adjustable arms with polyurethane loop arm pad.

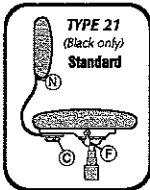


Type GE
Gel arm pads. A unique silicone gel fully encapsulated in polyurethane, providing a soft pliable arm support.

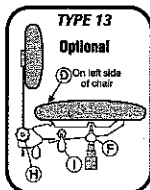
Mechanism User Guide



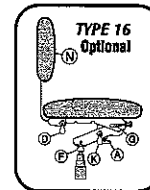
TYPE 10
Standard



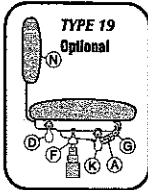
TYPE 21
(Black only)
Standard



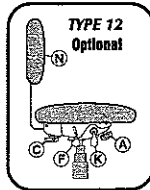
TYPE 13
Optional



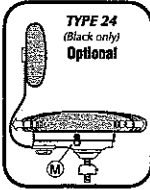
TYPE 16
Optional



TYPE 19
Optional



TYPE 12
Optional



TYPE 24
(Black only)
Optional

- (A) Tension Knob**
Turn clockwise to increase tension, turn counter-clockwise to decrease tension
- (C) Seat Depth Adjustment**
Loosen hand wheel (do not remove) and slide back to desired position, then re-tighten hand wheel.
- (D) Back Angle Adjustment**
While seated, pull paddle up, when desired angle is achieved push paddle down to lock.
- (F) Pneumatic Height Adjustment**
To lower, lift paddle while seated. To raise, lift paddle with your weight off seat.
- (G) Forward Tilt**
Lean back in chair and roll or pull lever back for forward tilt, push or roll lever forward for straight position.
- (H) Back Height Adjustment**
Turn knob counter-clockwise to loosen, lift or lower chair back to desired position and re-tighten.
- (I) Infinite Seat Angle Adjustment with 6° Forward Tilt**
To change seat angle, pull paddle up while seated, push paddle down to lock when desired angle is achieved.

- (K) Infinite Position Tilt Lock**
To lock chair in position, push paddle down, to allow free movement, pull paddle up.
- (N) Ratchet back Height Adjustment**
Simply lift back to desired position and back locks automatically.
- (M) Seat Slider**
While seated, pull knob out, push seat to desired depth and release knob to lock. Locks in 6 positions over 3 inches.

General Information:

- Patented.
- Soft wheel casters should be specified for hard floor surfaces.
- Upholstery - All models 1 1/2 yds / chair.
- Fabric Selection
To specify simply add the suffix provided on the fabric card swatch of your choice to the chair model number (ie) 6700 -E01 (Epic Expresso)

Nightingale Inc.

2301 Dixie Road, Mississauga, Ontario, Canada L4Y 1Z9
Tel: (905) 896-3434 Toll Free: 1-800-363-8954
Fax: (905) 896-7011 Toll Free: 1-800-637-6784
E-mail: nighting@ilap.com
Website: www.nightingale.com

Showrooms in

- Toronto
- Vancouver
- Montreal
- New York