

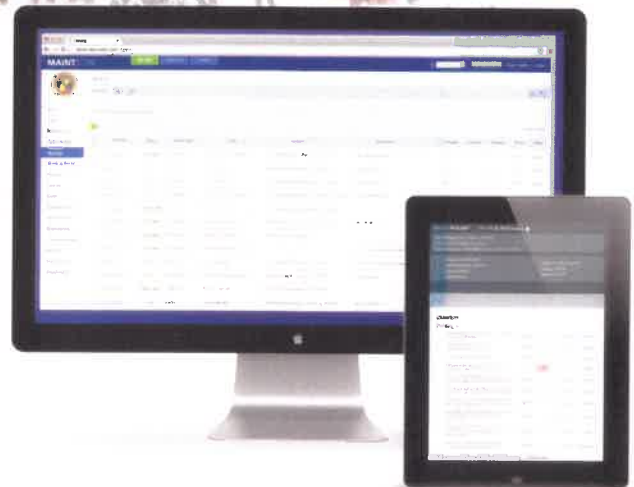


MAINTSTAR

State of West Virginia
One-Stop-Shop Permitting Portal

CRFP 0201 SEC2600000001

Date Due: December 4, 2025 at 1:30 PM



COST VOLUME II

MaintStar, Inc.

3510 Turtle Creek Blvd., Unit 17B
Dallas, TX 75219
(800) 255-5675
(949) 458-7626 fax
www.maintstar.com

Mark Desnoyer

Regional Sales Manager, Northeast
(248) 996-2452
mark@maintstar.com

Table of Contents


Table of Contents	2
Section 1 – State of West Virginia - Attachment A	3
State of West Virginia - Cost Sheet - Attachment A	4
Section 2 – MaintStar Pricing Format	5
MaintStar LMS Pricing - First Year Investment	6
Optional Interfaces and Test Environment	7
Per Agency Annual Hosting and Licensing Fee	8



Section 1 – State of West Virginia - Attachment A

State of West Virginia

RFP – One-Stop-Shop Permitting Portal



CRFP SEC2600000001

Cost Sheet - Attachment A

Category	Description	Unit/Qty	Rate	Total Cost
Implementation Fee	One-time setup, configuration, onboarding, and training	1	Itemized in MaintStar section 30k agency pricing here (page 6)	\$95,000
Annual License Fee	Recurring license for platform usage	1 year	Per agency with 5% annual CPI Adjustment - MaintStar (page 8)	\$45,000
Maintenance	System updates, and ongoing maintenance	1 year	Including in annual fee.	\$0
Unlimited Users	Platform access for unlimited internal/external users	Included	Included	\$0
Customer Support	Email/chat support, knowledge base, ticketing system	1 year	Included	\$0
Call Center Support	Dedicated phone support for agencies and public inquiries	1 year	Included	\$0
Internal Users	Staff/admin access across agencies	500	Included	\$0
External Users	Public-facing portal for applicants, businesses, and citizens	Unlimited	Included	\$0
Data Migration	Import of legacy digital data into new system	Included	Included	\$0
Paper to Digital Migration	Scanning, digitization, and indexing of paper records	At least one agency will require full digital transition	Included	\$0

Optional Add-Ons

Add-On	Description	Rate	Total Cost
Agency Expansion	Support for onboarding additional agencies beyond initial 9	Priced by agency population see page 6-8	See MaintStar Pricing Table
Onboarding Additional Agencies	API connections to third-party systems (e.g., CRM, payment gateways)	Priced by agency population see page 6-8	See MaintStar Pricing Table
Creating additional custom workflows	Automated alerts for users and admins	Included	\$0
License/Permit Types	Configuration of multiple license/permit workflows in addition to initial setup	Included	\$0
E-Signature Integration	Digital signatures for applications and approvals	Standard design in MaintStar	\$0
Storage	Storage of documents and Hosting of System, should the State elect not to transition to its own cloud storage	Priced per agency environment.	\$10,000

Suggested Payment Schedule


Milestone	% of Total	Due Upon
Contract Signing & Kickoff	10%	After Kick-Off Meeting and Deliverable Schedule Presented and Agreed to by both parties
Completion of System Configuration	25%	After configuration and initial testing
Data Migration & Agency Onboarding	25%	After successful migration and agency setup
Go-Live & User Training	20%	Upon go-live and completion of training
Final Acceptance & Warranty Start	20%	30 days post go-live, after issue resolution

MaintStar, Inc.

Vendor Name

Authorized Signature


11/17/2025
Date



Section 2 – MaintStar Pricing Format

State of West Virginia

RFP – One-Stop-Shop Permitting Portal



CODE ENFORCEMENT

MaintStar LMS – First Year Investment

State of West of Virginia WV – Licensing Fee Land Management (LMS) with without Electronic Plan Review (EPR)*

Software Licensing	MaintStar LMS	MaintStar LMS + EPR
SaaS Site Software License Fee Unlimited Admin, Supervisor and Internal User Count • 30k and smaller population	\$ 45,000.00	\$ 65,000.00
SaaS Site Software License Fee Unlimited Admin, Supervisor and Internal User Count • 50k and smaller population	\$ 55,000.00	\$ 75,000.00
SaaS Site Software License Fee Unlimited Admin, Supervisor and Internal User Count • 70k and smaller population	\$ 65,000.00	\$ 85,000.00
SaaS Site Software License Fee Unlimited Admin, Supervisor and Internal User Count • 90k and smaller population	\$ 75,000.00	\$ 95,000.00
SaaS Site Software License Fee Unlimited Admin, Supervisor and Internal User Count • Over 100k and smaller population	\$ 95,000.00	\$ 115,000.00
MaintStar LMS Public Portal	Included	Included

State of West of Virginia WV – Agency Implementation LMS and LMS and EPR*

Professional Services	MaintStar LMS	MaintStar LMS + EPR
Agency Implementation Project Management, Data ETL, Testing, Transition Count • 30k and smaller population	\$ 95,000.00	\$ 115,000.00
Agency Implementation Project Management, Data ETL, Testing, Transition Count • 50k and smaller population	\$ 137,500.00	\$ 157,500.00
Agency Implementation Project Management, Data ETL, Testing, Transition Count • 70k and smaller population	\$ 162,500.00	\$ 182,500.00
Agency Implementation Project Management, Data ETL, Testing, Transition Count • 90k and smaller population	\$ 185,000.00	\$ 205,000.00
Agency Implementation Project Management, Data ETL, Testing, Transition Count • Over 100k and smaller population	\$ 195,000.00	\$ 215,000.00

State of West of Virginia WV – Standard MaintStar Interfaces

Interface Development Services	MaintStar LMS	MaintStar LMS + EPR
ESRI ARCGIS	Standard Interface	Standard Interface
Microsoft Exchange/Office 365	Standard Interface	Standard Interface
Microsoft AD SSO	Standard Interface	Standard Interface
Total Agency Interface Costs	\$ 0.00	\$ 0.00

EPR License is for five (5) concurrent users.

Optional Custom Interfaces

State of West of Virginia WV – Optional Interfaces

Professional Services – Integration	MaintStar LMS - Land Management System
Integration Development Fee – Tier I	\$ 9,500.00
Annual Support – Tier I	\$ 2,500.00
Integration Development Fee – Tier II	\$ 19,500.00
Annual Support – Tier II	\$ 4,500.00
Integration Development Fee – Tier III	\$ 29,500.00
Annual Support – Tier III	\$ 6,500.00

* Any fees from Third Parties for professional services are not included, and are negotiated and paid by the agency.

State of West of Virginia WV – Integration

Item	Application	Standard or Custom	Notes
1	ESRI ArcGIS	Standard	No Charge – This is a default interface
2	Microsoft Office/Exchange	Standard	No Charge – This is a default interface
3	Microsoft AD SSO	Standard	No Charge – This is a default interface
4	Payment Gateway Integration	Custom	Rest API - Tier I
5	Third Party EPR (i.e., BlueBeam, etc.)	Custom	Rest API - Tier II MaintStar EPR replaces this application

Train-the-Trainer Course Development

State of West of Virginia WV – Train-the-Trainer

Professional Services - Train-the-Trainer	MaintStar LMS - Land Management System
MaintStar Train-the-Trainer Course 5 Days On Site - Train-the-Trainer Course Development	\$ 15,500.00 (travel expenses included)

Optional Sandbox Environment

State of West of Virginia WV – Optional Hosted Environment Support

Professional Services - Hosted Environment	MaintStar LMS - Land Management System
AWS GovCloud Environment Test and Training Environment	\$ 9,500.00 (annual services fee)

MaintStar LMS – Hosting and License Annual Fee¹

State of West of Virginia WV – Annual Hosting and Licensing Fee (LMS Base)					
Software Licensing	Agency 30k Population (LMS)	Agency 50k Population (LMS)	Agency 70k Population (LMS)	Agency 90k Population (LMS)	Agency 100k Population (LMS)
Annual LMS Recurring Fee Year One - License, Hosting, Upgrades and Support	\$ 47,250.00	\$ 57,750.00	\$ 68,250.00	\$ 78,750.00	\$ 89,750.00
Annual LMS Recurring Fee Year Two - License, Hosting, Upgrades and Support	\$ 49,621.50	\$ 60,637.50	\$ 71,662.50	\$ 82,687.50	\$ 104,737.50
Annual LMS Recurring Fee Year Three - License, Hosting, Upgrades and Support	\$ 52,093.13	\$ 63,669.38	\$ 75,245.63	\$ 86,821.88	\$ 109,974.38
LMS Total Ongoing Costs for Three Years	\$ 148,955.63	\$ 182,056.88	\$ 215,158.13	\$ 248,259.38	\$ 314,461.88

SState of West of Virginia WV – Annual Hosting and Licensing Fee (LMS and EPR Option)					
Professional Services	Agency 30k Population (LMS+EPR)	Agency 50k Population (LMS+EPR)	Agency 70k Population (LMS+EPR)	Agency 90k Population (LMS+EPR)	Agency 100k Population (LMS+EPR)
Annual LMS and EPR Recurring Fee Year One - License, Hosting, Upgrades and Support	\$ 68,250.00	\$ 78,750.00	\$ 89,250.00	\$ 99,750.00	\$ 120,750.00
Annual LMS and EPR Recurring Fee Year Two - License, Hosting, Upgrades and Support	\$ 71,662.50	\$ 82,687.50	\$ 93,712.50	\$ 104,737.50	\$ 126,787.50
Annual LMS and EPR Recurring Fee Year Three - License, Hosting, Upgrades and Support	\$ 75,245.63	\$ 86,821.88	\$ 98,398.13	\$ 109,974.38	\$ 133,126.88
LMS and EPR Total Ongoing Costs for Three Years	\$ 215,158.13	\$ 248,259.38	\$ 281,360.63	\$ 314,461.88	\$ 380,664.38

State of West of Virginia WV – Total Three Costs (Implementation and Three Years Support) Less Options					
Total Three Evaluation Costs	Agency 30k Population	Agency 50k Population	Agency 70k Population	Agency 90k Population	Agency 100k Population
MaintStar LMS Initial Implement (page 6)²	\$ 140,000.00	\$ 192,500.00	\$ 227,500.00	\$ 260,000.00	\$ 290,000.00
MaintStar LMS Three Year Additional Support	\$ 148,955.63	\$ 182,056.88	\$ 215,158.13	\$ 248,259.38	\$ 314,461.88
MaintStar LMS Total Three Year Cost	\$ 288,955.63	\$ 374,566.88	\$ 442,658.13	\$ 508,259.38	\$ 604,461.88
MaintStar LMS + EPR Initial Implement (page 6)²	\$ 180,000.00	\$ 232,500.00	\$ 267,500.00	\$ 300,000.00	\$ 330,000.00
MaintStar LMS + EPR Three Year Additional Support	\$ 215,158.13	\$ 248,259.38	\$ 281,360.63	\$ 314,461.88	\$ 380,664.38
MaintStar LMS + EPR Total Three Year Cost	\$ 395,158.13	\$ 480,759.38	\$ 548,860.63	\$ 614,461.88	\$ 710,664.38

¹ Annual CPI of 5% is applied to each successive year.

² License and Implementation (page 6)