



Department of Administration  
 Purchasing Division  
 2019 Washington Street East  
 Post Office Box 50130  
 Charleston, WV 25305-0130

State of West Virginia  
 Centralized Request for Quote  
 Equipment

RECEIVED  
 09/01/21 12:19:27  
 WV Purchasing Division

<b>Proc Folder:</b> 909084		<b>Reason for Modification:</b>	
<b>Doc Description:</b> ADDENDUM NO_3 Crawler Dozer		ADDENDUM NO_3 Vendor Questions and Responses	
<b>Proc Type:</b> Central Master Agreement			
<b>Date Issued</b>	<b>Solicitation Closes</b>	<b>Solicitation No</b>	<b>Version</b>
2021-08-23	2021-09-02 13:30	CRFQ 0803 DOT2200000019	4

**BID RECEIVING LOCATION**

BID CLERK  
 DEPARTMENT OF ADMINISTRATION  
 PURCHASING DIVISION  
 2019 WASHINGTON ST E  
 CHARLESTON WV 25305  
 US

**VENDOR**

**Vendor Customer Code:**  
**Vendor Name :** STATE EQUIPMENT, INC  
**Address :** 560 NEW GOFF MOUNTAIN ROAD  
**Street :**  
**City :** CROSS LANES  
**State :** WEST VIRGINIA **Country :** USA **Zip :** 25313  
**Principal Contact :** EDDIE ROWAN, JR.  
**Vendor Contact Phone:** 304-776-4405 **Extension:** 1012

**FOR INFORMATION CONTACT THE BUYER**

John W Estep  
 304-558-2566  
 john.w.estep@wv.gov

**Vendor Signature X**  **FEIN#** 550658298 **DATE** 8/31/21

All offers subject to all terms and conditions contained in this solicitation

**ADDITIONAL INFORMATION**

ADDENDUM NO\_3

Addendum no\_3 issued to publish and distribute the attached information to the Vendor Community.

**REQUEST FOR QUOTATION :**

The West Virginia Purchasing Division is soliciting bids on behalf of WVDOH Equipment Division to establish an open-end contract to purchase a John Deere 450K crawler dozer or equal. Per the bid requirements, Specifications, Terms and Conditions attached to this solicitation.

INVOICE TO		SHIP TO	
DIVISION OF HIGHWAYS EQUIPMENT DIVISION RT 33 83 BRUSHY ROAD CROSSING, PO BOX 610 BUCKHANNON WV US		DIVISION OF HIGHWAYS EQUIPMENT DIVISION 83 BRUSHY FORK RD CROSSING BUCKHANNON WV US	

Line	Comm Ln Desc	Qty	Unit Issue	Unit Price	Total Price
1	class 301 crawler dozer	10.00000	\$149,000.00	\$149,000.00	\$1,490,000.00

Comm Code	Manufacturer	Specification	Model #
22101522	CASE	CLASS 301 CRAWLER DOZER	750M

**Extended Description:**  
Class 301 Crawler Dozer

**SCHEDULE OF EVENTS**

<u>Line</u>	<u>Event</u>	<u>Event Date</u>
1	Prebid Meeting @ 11:00am in Buckhannon	2021-08-10
2	Tech Questions due by 10:00am	2021-08-16

	Document Phase	Document Description	Page
DOT2200000019	Final	ADDENDUM NO_3 Crawler Dozer	3

**ADDITIONAL TERMS AND CONDITIONS**

See attached document(s) for additional Terms and Conditions

**ADDENDUM ACKNOWLEDGEMENT FORM**  
**SOLICITATION NO.: CRFO DOT2200000019**

**Instructions:** Please acknowledge receipt of all addenda issued with this solicitation by completing this addendum acknowledgment form. Check the box next to each addendum received and sign below. Failure to acknowledge addenda may result in bid disqualification.

**Acknowledgment:** I hereby acknowledge receipt of the following addenda and have made the necessary revisions to my proposal, plans and/or specification, etc.

**Addendum Numbers Received:**

(Check the box next to each addendum received)

- |  |  |
|--|--|
| <input type="checkbox"/> Addendum No. 1            | <input type="checkbox"/> Addendum No. 6  |
| <input type="checkbox"/> Addendum No. 2            | <input type="checkbox"/> Addendum No. 7  |
| <input checked="" type="checkbox"/> Addendum No. 3 | <input type="checkbox"/> Addendum No. 8  |
| <input type="checkbox"/> Addendum No. 4            | <input type="checkbox"/> Addendum No. 9  |
| <input type="checkbox"/> Addendum No. 5            | <input type="checkbox"/> Addendum No. 10 |

I understand that failure to confirm the receipt of addenda may be cause for rejection of this bid. I further understand that that any verbal representation made or assumed to be made during any oral discussion held between Vendor's representatives and any state personnel is not binding. Only the information issued in writing and added to the specifications by an official addendum is binding.

STATE EQUIPMENT, INC

\_\_\_\_\_  
Company

  
\_\_\_\_\_  
Authorized Signature

8/31/21

\_\_\_\_\_  
Date

**NOTE:** This addendum acknowledgement should be submitted with the bid to expedite document processing.

**REQUEST FOR QUOTATION**  
**John Deere 450k Crawler Dozer or Equal.**



---

**8. MISCELLANEOUS:**


- 8.1 No Substitutions:** Vendor shall supply only Contract Items submitted in Response to the Solicitation unless a contract modification is approved in accordance with the provisions contained in this Contract.
- 8.2 Reports:** Vendor shall provide quarterly reports and annual summaries to the Agency showing the Agency's items purchased, quantities of items purchased, and total dollar value of the items purchased. Vendor shall also provide reports, upon request, showing the items purchased during the term of this Contract, the quantity purchased for each of those items, and the total value of purchases for each of those items. Failure to supply such reports may be grounds for cancellation of this Contract.
- 8.3 Contract Manager:** During its performance of this Contract, Vendor must designate and maintain a primary contract manager responsible for overseeing Vendor's responsibilities under this Contract. The Contract manager must be available during normal business hours to address any customer service or other issues related to this Contract. Vendor should list its Contract manager and his or her contact information below.

**Contract Manager:** EDDIE ROWAN, JR  
**Telephone Number:** (304)776-4405  
**Fax Number:** (304)776-4409  
**Email Address:** eddie@stateequipment.com

**VENDOR:** STATE EQUIPMENT, INC. **Class 301**


Item No.	Description:	Model & Part Number Being Bid	Estimated Unit Quantity	Unit Price	Item Total Cost
1	John Deere 450K or equal	CASE 750M	10	\$149,000.00	\$1,490,000.00
<b>Total Bid Cost</b>					\$1,490,000.00
<b>Bid Will Be Awarded To The Lowest Overall Bid Total For All Items</b>					
<b>Vendor Information</b>					
<b>Company Name:</b> STATE EQUIPMENT, INC					
<b>Contact Manager:</b> EDDIE ROWAN, JR					
<b>Address:</b> 560 NEW GOFF MOUNTAIN ROAD CROSS LANES, WV 25313					
<b>Phone:</b> (304)776-4405					
<b>Fax:</b> (304)776-4409					
<b>E-mail:</b> eddie@stateequipment.com					
<b>Signature:</b> 					

**DESIGNATED CONTACT:** Vendor appoints the individual identified in this Section as the Contract Administrator and the initial point of contact for matters relating to this Contract.

  
GENERAL MANAGER  
\_\_\_\_\_  
(Name, Title)  
EDDIE ROWAN, JR GENERAL MANAGER  
\_\_\_\_\_  
(Printed Name and Title)  
560 NEW GOFF MOUNTAIN ROAD CROSS LANNES, WV 25313  
\_\_\_\_\_  
(Address)  
(304)776-4405 (304)776-4409  
\_\_\_\_\_  
(Phone Number) / (Fax Number)  
eddie@stateequipment.com  
\_\_\_\_\_  
(email address)

**CERTIFICATION AND SIGNATURE:** By signing below, or submitting documentation through wvOASIS, I certify that: I have reviewed this Solicitation in its entirety; that I understand the requirements, terms and conditions, and other information contained herein; that this bid, offer or proposal constitutes an offer to the State that cannot be unilaterally withdrawn; that the product or service proposed meets the mandatory requirements contained in the Solicitation for that product or service, unless otherwise stated herein; that the Vendor accepts the terms and conditions contained in the Solicitation, unless otherwise stated herein; that I am submitting this bid, offer or proposal for review and consideration; that I am authorized by the vendor to execute and submit this bid, offer, or proposal, or any documents related thereto on vendor's behalf; that I am authorized to bind the vendor in a contractual relationship; and that to the best of my knowledge, the vendor has properly registered with any State agency that may require registration.

By signing below, I further certify that I understand this Contract is subject to the provisions of West Virginia Code § 5A-3-62, which automatically voids certain contract clauses that violate State law.

STATE EQUIPMENT, INC.  
\_\_\_\_\_  
(Company)  
  
GENERAL MANAGER  
\_\_\_\_\_  
(Authorized Signature) (Representative Name, Title)

EDDIE ROWAN, JR GENERAL MANAGER  
\_\_\_\_\_  
(Printed Name and Title of Authorized Representative)

8/31/21  
\_\_\_\_\_  
(Date)

(304)776-4405 (304)776-4409  
\_\_\_\_\_  
(Phone Number) (Fax Number)

West Virginia Ethics Commission  
**Disclosure of Interested Parties to Contracts**

(Required by W. Va. Code § 6D-1-2)

Name of Contracting Business Entity: STATE EQUIPMENT, INC Address: 560 NEW GOFF MOUNTAIN ROAD  
CROSS LANES, WV 25313

Name of Authorized Agent: EDDIE ROWAN, JR Address: \_\_\_\_\_

Contract Number: \_\_\_\_\_ Contract Description: CLASS 301 CRAWLER DOZER

Governmental agency awarding contract: DOH EQUIPMENT DIVISION

Check here if this is a Supplemental Disclosure

List the Names of Interested Parties to the contract which are known or reasonably anticipated by the contracting business entity for each category below (attach additional pages if necessary):

**1. Subcontractors or other entities performing work or service under the Contract**

Check here if none, otherwise list entity/individual names below.

**2. Any person or entity who owns 25% or more of contracting entity (not applicable to publicly traded entities)**

Check here if none, otherwise list entity/individual names below.

TERRY LAMM

**3. Any person or entity that facilitated, or negotiated the terms of, the applicable contract (excluding legal services related to the negotiation or drafting of the applicable contract)**

Check here if none, otherwise list entity/individual names below.

Signature: [Handwritten Signature]

Date Signed: 8/31/21

**Notary Verification**

State of WEST VIRGINIA, County of KANAWHA:

I, EDDIE ROWAN, JR, the authorized agent of the contracting business entity listed above, being duly sworn, acknowledge that the Disclosure herein is being made under oath and under the penalty of perjury.

Taken, sworn to and subscribed before me this 31 day of August, 2021.


Amanda Dawn Ritenour  
Notary Public's Signature

**To be completed by State Agency:**

Date Received by State Agency: \_\_\_\_\_

Date submitted to Ethics Commission: \_\_\_\_\_

Governmental agency submitting Disclosure: \_\_\_\_\_





STATE OF WEST VIRGINIA  
Purchasing Division

**PURCHASING AFFIDAVIT**

**CONSTRUCTION CONTRACTS:** Under W. Va. Code § 5-22-1(i), the contracting public entity shall not award a construction contract to any bidder that is known to be in default on any monetary obligation owed to the state or a political subdivision of the state, including, but not limited to, obligations related to payroll taxes, property taxes, sales and use taxes, fire service fees, or other fines or fees.

**ALL CONTRACTS:** Under W. Va. Code §5A-3-10a, no contract or renewal of any contract may be awarded by the state or any of its political subdivisions to any vendor or prospective vendor when the vendor or prospective vendor or a related party to the vendor or prospective vendor is a debtor and: (1) the debt owed is an amount greater than one thousand dollars in the aggregate; or (2) the debtor is in employer default.

**EXCEPTION:** The prohibition listed above does not apply where a vendor has contested any tax administered pursuant to chapter eleven of the W. Va. Code, workers' compensation premium, permit fee or environmental fee or assessment and the matter has not become final or where the vendor has entered into a payment plan or agreement and the vendor is not in default of any of the provisions of such plan or agreement.

**DEFINITIONS:**

**"Debt"** means any assessment, premium, penalty, fine, tax or other amount of money owed to the state or any of its political subdivisions because of a judgment, fine, permit violation, license assessment, defaulted workers' compensation premium, penalty or other assessment presently delinquent or due and required to be paid to the state or any of its political subdivisions, including any interest or additional penalties accrued thereon.

**"Employer default"** means having an outstanding balance or liability to the old fund or to the uninsured employers' fund or being in policy default, as defined in W. Va. Code § 23-2c-2, failure to maintain mandatory workers' compensation coverage, or failure to fully meet its obligations as a workers' compensation self-insured employer. An employer is not in employer default if it has entered into a repayment agreement with the Insurance Commissioner and remains in compliance with the obligations under the repayment agreement.

**"Related party"** means a party, whether an individual, corporation, partnership, association, limited liability company or any other form or business association or other entity whatsoever, related to any vendor by blood, marriage, ownership or contract through which the party has a relationship of ownership or other interest with the vendor so that the party will actually or by effect receive or control a portion of the benefit, profit or other consideration from performance of a vendor contract with the party receiving an amount that meets or exceeds five percent of the total contract amount.

**AFFIRMATION:** By signing this form, the vendor's authorized signer affirms and acknowledges under penalty of law for false swearing (W. Va. Code §61-5-3) that: (1) for construction contracts, the vendor is not in default on any monetary obligation owed to the state or a political subdivision of the state, and (2) for all other contracts, that neither vendor nor any related party owe a debt as defined above and that neither vendor nor any related party are in employer default as defined above, unless the debt or employer default is permitted under the exception above.

**WITNESS THE FOLLOWING SIGNATURE:**

Vendor's Name: STATE EQUIPMENT, INC

Authorized Signature: [Signature] Date: 8/31/21


State of WEST VIRGINIA

County of KANAWHA, to-wit:

Taken, subscribed, and sworn to before me this 31 day of August, 2021.

My Commission expires March 26, 2026.

**AFFIX SEAL HERE**



**NOTARY PUBLIC** Amanda Dawn Ritenour



**CASE**  
CONSTRUCTION

**M SERIES**  
**DOZERS**



650M | 750M | 850M | 1150M | 1650M | 2050M



# TRUTH IN POWER. TRUTH IN PRECISION.

CASE M Series dozers are among the most powerful and efficient in the dirt — and now even more precise with factory-fit machine control. This simplifies the selection process and makes it easier than ever to increase productivity, improve performance and reduce the wear-and-tear on your dozer fleet. Match that with industry-leading power, extreme visibility to the work area, an intuitive operator experience, CASE ProCare and the full support of the CASE dealer network. CASE M Series dozers are built to drive your success whether the goal is mass earthmoving or a fine finish.

- + **Best-in-Class Tractive Power\***
- + **Industry-Leading Visibility to the Blade and Tracks**
- + **Robust Undercarriage with Extended-Life Track Options**
- + **Factory-Fit Machine Control\*\***
- + **Compatible with all Major Machine Control Solutions**
- + **Independently Set Shuttle, Steering and Blade Sensitivity\*\*\***
- + **Protected by ProCare**
- + **Grouped Service Points and Easy Maintenance for Optimal Uptime**



650M



750M



850M



1150M



1650M



2050M

\*Best-in-class drawbar pull (select models)

\*\*750M through 2050M models

\*\*\*Blade sensitivity not available on 650M through 850M



**TRACK CONFIGURATIONS**

**LONG TRACK (LT)**

Narrowest track width made for working in rocky and harder underfoot conditions.

**WIDE TRACK (WT)**

Great all-purpose track with excellent power and stability.

**LOW GROUND PRESSURE (LGP)**

Wide track with excellent flotation for working in softer conditions.

# WHERE IRON MEETS EARTH

Dozer success is built on the foundation of the tracks and undercarriage. CASE ensures that you're riding and pushing on the right platform with tracks and configurations for every type of work.



## INDUSTRY-LEADING DRAWBAR PULL AND POWER\*

Tractive effort and pushing power sets the best apart from the rest, and CASE M Series dozers feature best-in-class drawbar pull\*, extremely powerful hydraulics and intuitive controls on site.



## TRACK OFFERINGS FOR EVERY GROUND CONDITION

CASE M Series undercarriages are designed to be robust, to allow for easier maintenance, and with the ability to offer multiple options. The SALT (Sealed and Lubricated Track) is CASE's versatile standard offering for all models. The Ultra Life Track\*\* has a wet lubed chain bushing extending track life in all conditions. The Max Life track\*\*\* has a dry rotating bushing extending track life in most conditions except for highly abrasive material or high impact conditions.



## ROBUST C-FRAME ADDS STRENGTH

CASE dozers with PAT blades feature a heavy-duty, one-piece box-style frame (instead of slab cut) to provide greater durability, especially when working with an angled blade.



## EQUISTATIC DEVICE BALANCES BLADE STRESS

The intelligent design of our exclusive equistatic device distributes force evenly to both pushing beams regardless of blade tilt or load position. This results in longer chassis life, reduced wear to arm components, and a balanced load to maximize power. (Available on Semi-U and straight blade configurations for the 1650M and 2050M).



## INDUSTRY-SPECIFIC GUARDING AND CONFIGURATIONS

Choose from a variety of heavy-duty attachments, DIA kits and application-based guarding solutions like our landfill packages or forestry kits to match your application. Work with your local CASE dealer and our segment teams to identify the proper match of guarding and accessories to your application.



## BLADE OPTIONS FOR EVERY JOB

Ground conditions and dozing demands vary in every region and application. Straight, PAT, Foldable PAT, Semi-U, Bulldozer configuration — CASE offers blade and pushing options for every style of work.

\*On select models.

\*\*1650M and 2050M dozers.

\*\*\*650M through 1150M dozers.

# YOU ARE IN CONTROL

The CASE M Series helps shake the stigma that dozers are among the toughest earthmovers to operate. A comfortable workstation, intuitive controls and industry-leading visibility empower operators to take total control over the jobsite and the work in front of them.



## ADJUSTABLE BLADE, SHUTTLE & STEERING\*

Each operator is different — CASE M Series dozers allow the operator to dial in the shuttle (forward-to-reverse), steering and blade sensitivities to match their preference, experience level and the conditions of the jobsite in front of them. Smooth for very deliberate movement; Moderate for regular operation; and Aggressive for fast and immediate response.



## ENHANCED FINGERTIP BLADE CONTROLS

In addition to the blade sensitivity capabilities on the 1150M through the 2050M, CASE M Series dozers offer additional features at the operator's fingertips. This includes Blade Shake to help shed material off the blade, and a Fine Grading command that cuts blade speed by 40 percent for increased accuracy.



## GREATER VISIBILITY TO THE WORK

Visibility to the blade, the tracks and the work area is critical for dozer operators. The CASE cab-forward design, sloped hood, floor-to-ceiling glass, handle placement, console configuration — even the low-profile front idler design on the undercarriage — all lead to optimal visibility for the operator.



## COMFORT IN. JOBSITE OUT.

A true positive-pressure cab with advanced sealing helps keep out dirt, dust and noise — creating a working environment with one of the industry's lowest sound ratings. The improved cab relies on a premium air quality system from Sy-Klone®, and features an "isolated" design that reduces cab vibration and provides a smoother ride.





Cab-forward design creates exceptional visibility of blade edge.





**THE POWER OF SCALABILITY**

Our machine control focus at CASE is on scalability: Start with the system that works for you and grow from there. CASE and its partners offer a full spectrum of 2D and 3D solutions that are easy to deploy, intuitive to learn and immediately improve operations and the long-term value of equipment.





# PRECISION CONSTRUCTION MADE EASY

## **ALL THE BENEFIT. NONE OF THE INTIMIDATION.**

CASE M Series dozers now come factory-fit and calibrated with 2D, dual mast 3D and SiteControl CoPilot precision construction solutions.

The factory-fit option simplifies acquisition and allows dozer owners to group the precision solution of their choice in with the initial purchase of the machine. It also combines all elements of the investment into a single payment, financing package and interest rate — making ordering and implementation seamless.



### **UNIVERSAL MACHINE CONTROL**

CASE Universal Machine Control provides a universal harness for blade guidance systems, universal machine brackets and mounts, and universal jumpers to integrate any industry solution into each dozer (1150M through 2050M). This allows CASE dozers to be deployed, straight from the dealer, into any fleet-wide precision or grade control solution an owner/operator/contractor may deploy on their worksites.



### **GET YOURSELF A COPILOT**

CASE SiteControl CoPilot is an easy-to-use system that allows operators to set a desired slope/grade reference, and automatically holds that slope/grade without the need for lasers, masts or GPS. By automatically adjusting the blade position, SiteControl CoPilot enables operators at any experience level to easily achieve and maintain a smooth surface, slope or grade without the need for additional passes and re-work.



### **GO MASTLESS WITH ON-CAB**

CASE offers on-cab dozer machine control through its dealer network — eliminating the need for masts affixed to the dozer blade, improving operator visibility to the work site, minimizing opportunity for damage and related downtime, and simplifying transportation of the machine.


**CASE M SERIES DOZERS COMPATIBLE WITH:**



# MAINTENANCE MADE EASY

## SERVICEABILITY IS IN OUR DNA

From easy access panels to grouped service points, CASE M Series dozers are among the easiest to own and maintain — including extremely simple and field-proven emissions solutions to meet Tier 4 Final regulations.



1 Fan belts

2 Air filter

3 Oil fill

4 Oil filter

5 Flip-out doors

6 Electric fuses

7 Multi-functional control valve and hydraulic component access

8 Fuel and DEF fill

The newly enhanced SiteWatch™ telematics platform gives you insight into machine performance, maintenance intervals and more — allowing you to stay ahead of service and promote optimal uptime. Also: partner with your CASE dealer and share visibility into SiteWatch™ for added fleet management support.

## NO TOOLS NECESSARY

The M Series dozers continue the CASE hallmark of simple serviceability with features like tool-free access to routine maintenance points.



9 3 Belly pans

10 Valve

11 Centralized grease points

12 Hydraulic test ports

13 Engine oil dipstick

14 Easy-access undercarriage grease points

15 Smooth, one-piece track frame for easier cleanout and greater structural strength

# SUPPORT COMES STANDARD



## **STRONGER PRODUCT SUPPORT SOLUTIONS**

Your CASE dealer knows how you can best maximize your equipment investment and uptime — with genuine CASE parts, expert service and a complete range of product support solutions including CASE remanufactured and all-makes parts. CASE supports better parts availability and faster deliveries through nine parts distribution centers in North America and a forecasting system to ensure that the right parts will be there when you need them. And only CASE dealers have exclusive access to the Electronic Service Tool (EST) that quickly pinpoints machine issues. Just ask your dealer for details.



## **FLEXIBLE FINANCIAL OPTIONS**

Specialized finance programs and flexible leasing packages are available for industry-leading CASE equipment while no-nonsense warranties and comprehensive protection plans ensure that your equipment is protected. As the only finance company dedicated to CASE, we offer strong products and services designed around your unique service needs.



Protected by  
**ProCare**

FACTORY WARRANTY  
PLANNED MAINTENANCE  
TELEMATICS

# GO BIG, WE'VE GOT YOU COVERED

CASE ProCare is the industry's most comprehensive and standard-from-the-factory heavy machine support program that's as powerful as the equipment it protects. Best of all, ProCare comes standard on all new M Series dozers and keeps you covered for up to three years. It's the assurance businesses need to stay competitive, productive and profitable.



+



+



**3-yr/3000-hr  
Full-Machine Factory  
Limited Warranty\***  
**STANDARD**

**3-yr/2000-hr  
Planned  
Maintenance**  
**STANDARD**

**3-yr  
SiteWatch™  
Subscription**  
**STANDARD**

CASE ProCare



# DIMENSIONS AND SPECIFICATIONS

SPECIFICATIONS	650M WT PAT Blade	750M WT PAT Blade	850M LGP PAT Blade	1150M LGP PAT Blade	1650M LGP PAT Blade	2050M XLT Semi-U Blade
<b>Engine</b>	FPT F5C F5HFL463D*G003	FPT F5HFL413J*A002	FPT F4HFE413P*A008	FPT F4HFE613F*A002	FPT F4HFE6132	FPT F4HFE613J
<b>Displacement/Cylinders – in<sup>3</sup> (L)</b>	208 (3.4)/4	208 (3.4)/4	275 (4.5)/4	409 (6.7)/6	409 (6.7)/6	409 (6.7)/6
<b>Net Horsepower @ 2000 RPM – hp (kW)</b>	68 (50.6)*	92 (69)	112 (84)	127 (95)	150 (112)	214 (160)
<b>Emissions Certification** Solutions</b>	Tier 4 Final (DOC)	Tier 4 Final (DPF)	Tier 4 Final (SCR)	Tier 4 Final (SCR)	Tier 4 Final (SCR)	Tier 4 Final (SCR)
<b>Operating Weight – lb (kg)</b>	16,405 (7 441)	20,679 (9 380)	23,250 (10 547)	32,637 (14 804)	39,557 (17 940)	45,414 (20 599)
<b>Blade Width – in (mm)***</b>	109 (2 769)	109 (2 769)	124 (3 150)	132 (3 353)	156 (3 962)	135 (3 422)
<b>Blade Capacity – yd<sup>3</sup> (m<sup>3</sup>)</b>	2 (1.48)	1.94 (1.48)	2.62 (2.00)	4.16 (3.18)	5.28 (4.04)	7.29 (5.57)
<b>Maximum Drawbar Pull – lb (kN)****</b>	39,086 (173.9)	41,010 (182.4)	41,010 (182.4)	48,000 (213.5)	61,200 (272.2)	81,000 (360)
<b>Maximum Travel Speed – mph (kph)****</b>	5.0 (8)	5.2 (8.4)	5.4 (8.7)	5.8 (9.3)	5.8 (9.3)	6.1 (9.8)
<b>Total Flow – gpm (L/min)</b>	20.3 (78.8)	20.3 (78.8)	20.3 (78.8)	34.9 (132)	34.9 (132)	40.4 (153)
DIMENSIONS	650M WT PAT Blade	750M WT PAT Blade	850M LGP PAT Blade	1150M LGP PAT Blade	1650M LGP PAT Blade	2050M XLT Semi-U Blade
<b>Height to Top of Cab</b>	8 ft 9 in (2 653 mm)	9 ft 1 in (2 755 mm)	9 ft 1 in (2 769 mm)	9 ft 8 in (2 956 mm)	9 ft 8 in (2 945 mm)	10 ft 4 in (3 150 mm)
<b>Ground Clearance*****</b>	1 ft 1 in (332 mm)	1 ft 2 in (355 mm)	1 ft 2 in (366 mm)	1 ft 1 in (322 mm)	1 ft 1 in (342 mm)	1 ft 4 in (408 mm)
<b>Blade Height**</b>	2 ft 9 in (841 mm)	2 ft 9 in (841 mm)	3 ft 0 in (910 mm)	3 ft 8 in (1 119 mm)	3 ft 10 in (1 176 mm)	4 ft 8 in (1 418 mm)
<b>Blade Lift Above Ground</b>	2 ft 11 in (892 mm)	2 ft 10 in (860 mm)	2 ft 10 in (864 mm)	3 ft 0 in (926 mm)	3 ft 6 in (1 077 mm)	4 ft 1 in (1 238 mm)
<b>Blade Depth Below Ground</b>	1 ft 9 in (533 mm)	1 ft 11 in (580 mm)	1 ft 7 in (488 mm)	1 ft 8 in (518 mm)	1 ft 8 in (503 mm)	1 ft 10 in (547 mm)
<b>Length of Track On Ground</b>	7 ft 1 in (2 160 mm)	7 ft 5 in (2 266 mm)	7 ft 9 in (2 352 mm)	8 ft 6 in (2 600 mm)	10 ft 2 in (3 091 mm)	10 ft 8 in (3 251 mm)
<b>Length, Blade Straight with Ripper</b>	16 ft 3 in (4 951 mm)	16 ft 9 in (5 110 mm)	17 ft 4 in (5 277 mm)	20 ft 4 in (6 191 mm)	23 ft 1 in (7 038 mm)	22 ft 5 in (6 833 mm)
<b>Width, Blade Straight</b>	9 ft 1 in (2 769 mm)	9 ft 2 in (2 796 mm)	10 ft 4 in (3 150 mm)	11 ft 0 in (3 353 mm)	13 ft 0 in (3 962 mm)	11 ft 2 in (3 404 mm)
<b>Width, Over Track</b>	7 ft 0 in (2 122 mm)	7 ft 8 in (2 340 mm)	8 ft 2 in (2 488 mm)	9 ft 2 in (2 794 mm)	8 ft 2 in (2 490 mm)	8 ft 3 in (2 515 mm)
<b>Link Pitch</b>	6.125 in (155.6 mm)	6.75 in (171.45 mm)	6.73 in (171 mm)	6.9 in (175 mm)	7.5 in (190 mm)	7.99 in (202.9 mm)

\*Measured at 2200 RPM

\*\*DOC = Diesel Oxidation Catalyst, DPF = Diesel Particulate Filter, SCR = Selective Catalytic Reduction

\*\*\*Various blade options available for each track configuration

\*\*\*\*Measured using standard track chain. Increase travel speeds by 4% and reduce drawbar pull by 4% with the optional extended life track chain.

\*\*\*\*\*Track configuration may impact ground clearance





# BUILDING A STRONG CASE.

Since 1842, we at CASE Construction Equipment have lived by an unwavering commitment to build practical, intuitive solutions that deliver both efficiency and productivity.

We continually strive to make it easier for our customers to implement emerging technologies and new compliance mandates.

Today, our global scale combined with our local expertise enables us to keep customers' real-world challenges at the center of our product development. This focus has led to numerous innovations like Ride Control™, electro-hydraulic controls, Blade Shake, PowerLift™, over-center boom design and the peace of mind that only CASE ProCare provides.

Every CASE machine is backed by more than 300 North American dealer locations, thousands of OEM, remanufactured and all-makes parts, and flexible financing and insurance options that provide the kind of reliable, steadfast support you expect from a professional partner.

We are passionate about improving the lives of others, whether investing in our veterans or raising awareness about local infrastructure initiatives through Dire States. Our goal is to build both stronger machines — and stronger communities.

At the end of the day, we do what's right by our customers and our communities so that they can count on CASE.

[CaseCE.com/Dozer](http://CaseCE.com/Dozer)

©2021 CNH Industrial America LLC. All rights reserved. CASE, CNH Industrial Capital and CNH Industrial Trademarks are registered in the United States and many other countries, owned by or licensed to CNH Industrial N.V., its subsidiaries or affiliates. Printed in U.S.A. Contains 10% post-consumer fiber.

Form No. CCE202102Dozer  
Replaces Form No. CCE201908Dozer

IMPORTANT: CASE Construction Equipment Inc. reserves the right to change these specifications without notice and without incurring any obligation relating to such change. Availability of some models and equipment builds vary according to the country in which the equipment is used. The illustrations and text may include optional equipment and accessories and may not include all standard equipment. Your CASE dealer/distributor will be able to give you details of the products and their specifications available in your area.



CASE Construction Equipment is biodiesel-friendly. NOTE: All engines meet current EPA emissions regulations. All specifications are stated in accordance with SAE Standards or Recommended Practices, where applicable.



Always read the Operator's Manual before operating equipment. Inspect equipment before using it, and be sure it is operating properly. Follow the product safety signs and use any safety features provided.



## ENGINE

Model	FPT F5HFL413J*A002
Emissions Certification	Tier 4 Final Certified
Cylinders	4
Displacement	207.5 in <sup>3</sup> (3.4 L)
Fuel injection	Common rail
Fuel	#2 Diesel
Fuel filter	Spin-on w/ in-line strainer
Air intake	Cross-flow
Cooling	Liquid
Engine speeds	RPM
High idle - no load	2200 +/- 50
Rated - full load	2200
Low idle	1100 +/- 25
Horsepower @ 2000 RPM – SAE J1349:	
Net	92 hp (69 kW)
Gross	96 hp (72 kW)

Engine lubrication:	
Pump	Deep sump plate cooler w/ pressurized under-piston nozzles

Pump operating angle ratings:	
Side-to-side	35°
Fore and aft	45°

Oil filtration	Replaceable, spin-on full-flow cartridge
----------------	---

Radiator:	
Fins per inch	10.16

Fan:	
Diameter	26.0 in (662 mm)
Ratio	1.1:1

## DRIVETRAIN

Dual path hydrostatic:	
Pump	Variable axial piston
Motor	Variable bent axis piston
Max. drawbar pull*	41,010 lb (182.4 kN)
Transmission	Single lever control – electronic straight tracking
Transmission oil filter	4 micron, spin-on replaceable w/ 100 mesh suction screen
Travel speeds*:	
Forward	5.2 mph (8.4 kph)
Reverse	5.2 mph (8.4 kph)
Parking brakes	Heavy-duty, spring-applied, hydraulic release disc
Steering brakes	Hydrostatic
Final drive	2 helical gear reduction to planetary output
Ratio	61.4:1

Transmission cooling:	
Type	Oil to air
Core size	199.5 in <sup>2</sup> (1 287 cm <sup>2</sup> )

NOTE: \*Measured using standard track chain. Increase travel speeds by 4% and reduce drawbar pull by 4% with the optional Max-Life track chain.

## ELECTRICAL

Alternator	120 amp
Battery	(2) 12-volt, low-maintenance 925 cold-cranking amps @ -4° F (-20° C)
Electrical System	24 Volts

## OPERATOR ENVIRONMENT

Optional ROPS cab; Single lever control for speed, steering and direction; Cloth air suspension seat w/ back adjustment; Retractable 3 in (76 mm) seat belt; Adjustable armrest; Two foot rest; Rearview mirror; Two door windshield wipers; Dome light; 12-volt accessory outlet; Headliner; Floor mat; Rear Wiper; Radio; Heat/AC.

Warning lights:  
Air filter; Alternator; Diagnostic fault indicator; Engine coolant temperature; Engine oil pressure; Hydraulic filter; Low fuel level; Park brake engaged; Service soon indicator; Transmission filter; Transmission charge pressure; Transmission temperature.

Gauges:  
Battery voltage; Fuel level; Digital hour meter/tachometer/diagnostic/service reminder; Transmission oil temperature; Transmission speed indicator; Water temperature.

Audible warnings:  
Engine coolant temperature; Engine oil pressure; Low fuel level; Transmission charge pressure; Temperature/hydraulic temperature.

## OPERATING WEIGHT

Unit equipped w/ ROPS, full fuel tank, 170 lb (77 kg) operator, drawbar, side shield, track guides, backup alarm, horn and lights.

Long track	20,040 lb (9 090 kg)
Wide track	20,679 lb (9 380 kg)
Low ground pressure	20,666 lb (9 374 kg)

Add-on weights:	
Drawbar	84 lb (38 kg)
Ripper – 3 shank	1,400 lb (635 kg)
Winch	1,960 lb (889 kg)
Front counterweight	827 lb (375 kg)
Cab	560 lb (254 kg)
Max-Life chain:	
18 in (457 mm)	92 lb (42 kg)
20 in (508 mm)	97 lb (44 kg)
24 in (610 mm)	93 lb (42 kg)
28 in (711 mm)	92 lb (42 kg)
Center rock guard	326 lb (148 kg)
Sweeps	139 lb (63 kg)

## HYDRAULICS

Pump flow @ 2000 RPM @ 3,000 psi (20 684 kPa)	20.3 gpm (78.8 L/min)
--	-----------------------

Lift cylinder	Two (2)
Bore diameter	3.50 in (88.9 mm)
Rod diameter	1.75 in (44.4 mm)
Stroke	14.26 in (394.5 mm)

Angle cylinder	Two (2)
Bore diameter	3.50 in (88.9 mm)
Rod diameter	1.75 in (44.4 mm)
Stroke	13.46 in (342.0 mm)

Tilt cylinder	One (1)
Bore diameter	3.50 in (88.9 mm)
Rod diameter	1.75 in (44.4 mm)
Stroke	5.39 in (137.0 mm)

## SERVICE CAPACITIES

Fuel tank	50.0 gal (189.0 L)
Engine oil w/ filter	8.45 qt (8.0 L)
Engine oil w/o filter	7.65 qt (7.3 L)
Engine cooling system	5.75 gal (21.8 L)
Hydraulic reservoir	26 gal (98.4 L)
Final drive – per side	15.0 qt (14.2 L)
Track rollers – each	0.27 qt (0.26 L)
Front idlers – each	0.35 qt (0.33 L)
Carrier rollers – each	0.2 qt (0.19 L)
SALT HD & Max-life – each pin	0.68 oz (20 ml)

## OTHER SPECIFICATIONS

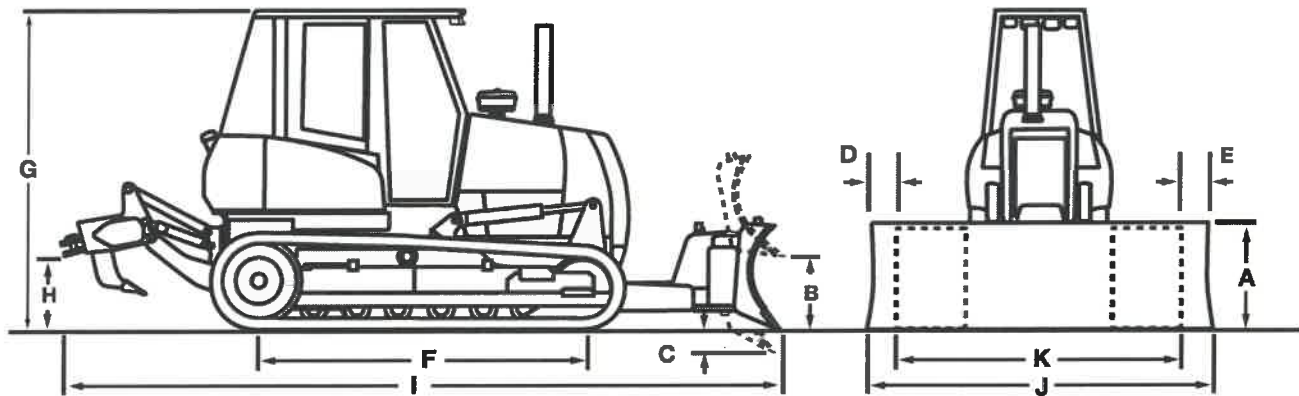
Undercarriage:	
Track adjustment	Hydraulic
Frame	Rigid suspension
Length of track on ground:	
SALT-HD	89.2 in (2 266 mm)
Max-Life	90.1 in (2 288 mm)
Track link pitch	6.75 in (171.45 mm)
Track shoe height	1.85 in (47 mm)
Pin diameter	1.31 in (33.3 mm)
Track link pitch	6.73 in (171 mm)
Track shoe height	2.06 in (52.3 mm)
Pin diameter	1.32 in (33 mm)
Bushing diameter:	
SALT HD track	2.24 in (57 mm)
Max-Life track	3.0 in (76.2 mm)
Track shoes per side	39
Track rollers per side	6
Carrier rollers per side	1
Track roller rail diameter	7.48 in (190 mm)

Track on ground:		
Shoe area:		
18 in (457 mm)	3,212 in <sup>2</sup> (20 720 cm <sup>2</sup> )	
20 in (508 mm)	3,569 in <sup>2</sup> (23 023 cm <sup>2</sup> )	
24 in (610 mm)	4,285 in <sup>2</sup> (27 645 cm <sup>2</sup> )	
28 in (711 mm)	4,995 in <sup>2</sup> (32 223 cm <sup>2</sup> )	

Track:	
Long track:	
18 in (457 mm) closed grousers and SALT HD	
18 in (457 mm) open grousers and Max-Life	
20 in (508 mm) closed grousers and SALT HD	
20 in (508 mm) open grousers and Max-Life	
Wide track:	
20 in (508 mm) closed grousers and SALT HD	
20 in (508 mm) open grousers and Max-Life	
24 in (610 mm) closed grousers and SALT HD	
24 in (610 mm) open grousers and Max-Life	
Low ground pressure:	
28 in (711 mm) closed grousers and SALT HD	
28 in (711 mm) open grousers and Max-Life	

Blade:		
Variable blade pitch		52° – 60°
Lift speed – per second		19.7 in (500 mm)
Cutting edge	Reversible, replaceable	
Width		8.0 in (203 mm)
Thickness		0.75 in (19 mm)

Ripper:		
Max. penetration		14.4 in (365 mm)
Width		71.1 in (1 806 mm)
Cut width		69.5 in (1 765 mm)
Max. ground clearance		16.4 in (417 mm)
Max. number of shanks		3
Tooth spacing:		
w/ 3 teeth		30.9 in (785 mm)
Hydraulic cylinder	Double-acting	
Diameter		3.9 in (99 mm)
Stroke		8.4 in (213 mm)
Rod		1.75 in (44 mm)



Line drawings are for illustrative purpose only and may not be exact representation of unit.

## DIMENSIONS

	Long Track (LT)	Wide Track (WT)	Low Ground Pressure (LGP)
Blade width	96 in (2 438 mm)	109 in (2 769 mm)	120 in (3 048 mm)
SAE blade capacity	1.69 yd <sup>3</sup> (1.29 m <sup>3</sup> )	1.94 yd <sup>3</sup> (1.48 m <sup>3</sup> )	2.15 yd <sup>3</sup> (1.64 m <sup>3</sup> )
<b>A.</b> Blade height	33.1 in (841 mm)	33.1 in (841 mm)	33.1 in (841 mm)
<b>B.</b> Blade lift above ground	33.85 in (860 mm)	33.85 in (860 mm)	33.85 in (860 mm)
<b>C.</b> Blade depth below ground	22.84 in (580 mm)	22.84 in (580 mm)	22.84 in (580 mm)
Blade angle both directions	22.7°	22.7°	22.7°
<b>D.</b> Cast reach	9.11 in (231.3 mm)	9.31 in (236.6 mm)	12.42 in (315.5 mm)
<b>E.</b> Cut reach	-2.63 in (-66.8 mm)	-2.42 in (-61.5 mm)	0.68 in (17.3 mm)
Blade tilt, each end – up to 9.7°	8.15 in (207 mm)	9.29 in (236 mm)	10.20 in (259 mm)
Track gauge	62 in (1.57 m)	70 in (1.78 m)	70 in (1.78 m)
Maximum shoe width	20 in (508 mm)	24 in (610 mm)	28 in (711 mm)
<b>F.</b> Length of track on ground:			
SALT HD	89.2 in (2.26 m)	89.2 in (2.26 m)	89.2 in (2.26 m)
Max-Life	90.1 in (2.28 m)	90.1 in (2.28 m)	90.1 in (2.28 m)
Area of track on ground	3,569 in <sup>2</sup> (2.3 m <sup>2</sup> )	4,285 in <sup>2</sup> (2.76 m <sup>2</sup> )	4,995 in <sup>2</sup> (3.22 m <sup>2</sup> )
Ground pressure	5.36 psi (0.37 bar)	4.61 psi (0.32 bar)	4.04 psi (0.28 bar)
<b>G.</b> Height to top of ROPS canopy with air conditioning	9 ft 1 in (2 755 mm)	9 ft 1 in (2 755 mm)	9 ft 1 in (2 755 mm)
<b>H.</b> Ground clearance	14.0 in (355 mm)	14.0 in (355 mm)	14.0 in (355 mm)
Length:			
Blade straight with drawbar	14 ft 1 in (4 284 mm)	14 ft 1 in (4 284 mm)	14 ft 1 in (4 284 mm)
<b>I.</b> Blade straight with ripper	16 ft 9 in (5 110 mm)	16 ft 9 in (5 110 mm)	16 ft 9 in (5 110 mm)
Width:			
<b>J.</b> Blade straight	8 ft 0 in (2 438 mm)	9 ft 2 in (2 796 mm)	10 ft 0 in (3 048 mm)
Blade angled	7 ft 7 in (2 316 mm)	8 ft 7 in (2 625 mm)	9 ft 5 in (2 871 mm)
<b>K.</b> Over track	6 ft 5 in (1 984 mm)	7 ft 8 in (2 340 mm)	8 ft 2 in (2 489 mm)

NOTE: Ground clearance and overall height dimensions are with the grousers fully penetrated. Add 2.07 in (52.5 mm) if unit is on solid surface.

## STANDARD EQUIPMENT

### OPERATOR ENVIRONMENT

See page 1

### ENGINE

FPT F5HFL413J\*A002  
Tier 4 Final Certified  
DPF  
CEGR  
Cold start aid – glow plugs  
with standard dual 12-volt batteries  
Automatic fan belt tensioner  
Integral engine oil cooling  
Fuel filter  
Dual element air cleaner  
120 amp alternator  
950 CCA 12-volt battery  
Hinged engine side panels

### DRIVETRAIN

Dual path infinitely variable, single-lever  
controlled hydrostatic drive, with electronic  
straight tracking, power turns and  
counter-rotation  
Final drive:  
Triple reduction; helical  
gear/planetary decelerator with hydrostatic  
drive retardation  
Spring-applied hydraulic release  
parking brake

### BLADE

52° – 60° variable pitch,  
with integral adjustment tool  
Single lever control for blade lift, angle and tilt

### UNDERCARRIAGE

Hydraulic track adjusters  
Easy clean track covers  
Sealed and Lubricated Track Chain (SALT)  
Permanently lubricated track and  
carrier rollers  
Track adjuster guard  
Track guides – front and rear  
Shock resistance idler mounting

### OTHER

Backup alarm  
Horn  
Work lights:  
2 front  
1 rear  
Master disconnect switch  
Mirror  
Turbine Pre-cleaner  
Front pull hook  
Rear tow hook  
Sweeps  
Environmental Drain  
4-Spool Hydraulic Valve with plugs for field  
installed Ripper  
Transport Protection  
Anti-vandalism package  
Rear Transmission Guard

### TELEMATICS

CASE SiteWatch™ Telematics – includes  
hardware and a 3-yr Advanced  
data subscription

### PROCARE

CASE ProCare – Full Machine Protection  
Factory Warranty (3-yr/3000-hr), Planned  
Maintenance (3-yr/2000-hr) and SiteWatch  
telematics

## OPTIONAL EQUIPMENT

### REAR MOUNTED EQUIPMENT

Ripper – 5 position with 3 shanks  
Hydraulic pump with PTO  
Drawbar

### BLADES

96 in (2 438 mm)  
104 in (2 642 mm)  
109 in (2 769 mm)  
120 in (3 058 mm)  
124 in (3 160 mm)

### GUARDS

Center rock guard

### SCREENS

Radiator brush screen  
Sandblast screen

### OTHER

CASE Extended Life Track  
Additional work lights  
Front counterweight  
Rearview mirror  
Severe Cold Weather Package

### PRECISION

Factory Fit CoPilot  
Factory Fit 2D Laser  
Factory Fit 3D GNSS  
Leica Blade Guidance Ready  
Trimble Blade Guidance Ready  
Topcon Blade Guidance Ready

## CaseCE.com

©2021 CNH Industrial America LLC. All rights reserved. CASE is a trademark registered in the United States and many other countries, owned by or licensed to CNH Industrial N.V., its subsidiaries or affiliates. CNH Industrial Capital is a trademark in the United States and many other countries, owned by or licensed to CNH Industrial N.V., its subsidiaries or affiliates. Printed in U.S.A. Contains 10% post-consumer fiber.

IMPORTANT: CASE Construction Equipment Inc. reserves the right to change these specifications without notice and without incurring any obligation relating to such change. Availability of some models and equipment builds vary according to the country in which the equipment is used. The illustrations and text may include optional equipment and accessories and may not include all standard equipment. Your CASE dealer/distributor will be able to give you details of the products and their specifications available in your area.



CASE Construction Equipment is biodiesel-friendly. NOTE: All engines meet current EPA emissions regulations. All specifications are stated in accordance with SAE Standards or Recommended Practices, where applicable.



Always read the Operator's Manual before operating any equipment. Inspect equipment before using it, and be sure it is operating properly. Follow the product safety signs and use any safety features provided.

Form No. CCE202102750M  
Replaces Form No. CCE202008750M

750M



CNH Industrial America LLC  
and CNH Industrial Canada, Ltd.

**WARRANTY AND LIMITATION OF LIABILITY AGREEMENT  
HEAVY - CASE CONSTRUCTION EQUIPMENT**

**The Case Warranty**

The Case Warranty is a limited warranty that is provided to the initial retail purchaser in return for consideration paid as part of the purchase price of the product. The selling dealer is expected to review the warranty coverage with the initial retail purchaser and obtain his/her signature on this document.

**New Limited Warranty**

The warranty described here is from CNH Industrial America LLC and in Canada, CNH Industrial Canada Ltd., both of which are referred to in this agreement as "Case" for the Case Construction Brand. This warranty is for Case products sold and registered in the United States or Canada and normally operated in the United States or Canada. This warranty does NOT apply to any product normally operated outside of the United States and/or Canada, or to any unit purchased outside of the United States or Canada and imported in for any reason other than a customer relocation/personal move.

**Warranty Period**

For the products listed below, the Warranty Period for all coverage begins at the time that any person, dealer or agent first places the unit into service. At the latest, a unit is considered to be placed into service when purchased or delivered to an initial retail purchaser. Certain demonstration, rental, lease, and other used units may be eligible for a portion of a new unit warranty. The availability of the remaining portion of a new unit warranty does not mean that a unit is new or unused. The Warranty Period ends when either the month or machine hour limit is reached, whichever limit occurs first.

CASE HEAVY PRODUCT	BASE WARRANTY	EXTENDED WARRANTY	Notes*
<b>COMPACTION EQUIPMENT - SINGLE OR DOUBLE DRUM</b> Cummins / Deutz / Yanmar / Kubota Engines (Warranty through engine manufacturer)	12 Mo. / Unlimited Hrs	24 Mo. / 2000 Hrs	Notes 1
<b>WHEEL LOADERS (Case ProCare Coverage)</b> Case Engine (Warranty through Case)	12 Mo. / Unlimited Hrs	36 Mo. / 3000 Hrs 24Mo. / 2000 Hrs	Notes 3, 4
<b>MOTOR GRADERS (Case ProCare Coverage)</b> Case Engine (Warranty through Case)	12 Mo. / Unlimited Hrs	36 Mo. / 3000 Hrs 24 Mo. / 2000 Hrs	Notes 3, 4
<b>EXCAVATORS (Case ProCare Coverage)</b> Isuzu Engines (Warranty through Case)	12 Mo. / 1800 Hrs	36 Mo. / 3000 Hrs 24 Mo. / 2000 Hrs	Notes 2, 3, 4
<b>CRAWLER DOZERS (Case ProCare Coverage)</b> Case Engines (Warranty through Case)	12 Mo. / Unlimited Hrs	36 Mo. / 3000 Hrs 24 Mo. / 2000 Hrs	Notes 3, 4

- 1) Engine coverage is provided directly by the engine manufacturer.
- 2) Warranty does not cover any configuration excavator equipped with feller buncher/accumulator attachments
- 3) Units equipped with factory standard telematics are authorized for **Case ProCare** extended coverage for an additional 24 months / 3000 total machine hours, whichever comes first
- 4) Engine warranty coverage is provided through Case.

**Operator's Manual / Warranty Receipt Verification**

- YES  / NO  The selling dealer has reviewed the correct operator's manual with me and will provide the operator's manual upon delivery of the product.
- YES  / NO  The selling dealer has explained safety precautions to me.
- YES  / NO  The selling dealer has explained the warranty terms and coverage to me.
- YES  / NO  The selling dealer has explained Purchased Protection Plan options for additional coverage on select components.
- YES  / NO  Customer acknowledges that CNH Industrial America LLC/CNH Industrial Canada Ltd. may access and use diagnostic and telematics vehicle data for appropriate business purposes.

Model:	Serial Number:	Hours:	Ops man. Number:
Model:	Serial Number:	Hours:	Ops man. Number:
Model:	Serial Number:	Hours:	Ops man. Number:
Retail DATE:		Usage:	
Purchaser Name (please print):		Dealer Name:	
Address:		Address:	
City / State:		City / State:	
Zip code:		Zip code:	
Phone Number:		Phone Number:	

The answers checked above are correct. I acknowledge that I have read and I accept this warranty policy statement.

Purchaser Signature \_\_\_\_\_ Date \_\_\_\_\_

Dealer Signature \_\_\_\_\_ Date \_\_\_\_\_

**See page 2 for important limitations and exclusions**

### What's Covered

If a defect in material or workmanship is found in a unit and reported during the Warranty Period, Case will pay parts and labor costs to repair the defect if the services are performed by an authorized Case dealer at the dealer's location. If parts are needed during the repair, Case will, at its option, use genuine Case new or remanufactured parts. Case replacement parts that are used in a warranty repair are warranted until the end of the machine warranty or to the end of the Case Replacement Parts Warranty, whichever is longer.

CASE PROVIDES NO WARRANTY, EXPRESS OR IMPLIED, FOR A COMPONENT OR OTHER ITEM THAT IS SEPARATELY WARRANTED TO THE PURCHASER BY ITS MANUFACTURER, SUCH AS TIRES, BATTERIES AND FUEL INJECTION COMPONENTS. CHECK WITH YOUR DEALER FOR DETAILS

### No Modification or Extension of Warranty Period

The Case Warranty is limited to the written terms in this document. Case does not authorize any person, dealer or agent to change or extend the terms of this warranty in any manner. Any assistance to the purchaser in the repair or operation of any Case product outside the terms or limitations or exclusions of this warranty will not constitute a waiver of the terms, limitations or exclusions of this warranty, nor will such assistance extend or re-establish the warranty.

**EXCLUSIVE REMEDY**  
**THE REMEDY OF REPAIRING A DEFECT IN MATERIALS OR WORKMANSHIP AT A CASE DEALERSHIP UNDER THE TERMS OF THIS WARRANTY IS THE PURCHASER'S EXCLUSIVE REMEDY AND IS IN LIEU OF ANY OTHER REMEDY OTHERWISE AVAILABLE.**

### This Warranty is Void If

The unit's hour meter is changed or altered, unless a Case dealer, at the direction of Case, changed the meter. If any unit component has been modified beyond specification. If the unit is modified or used in an application for which it is not designed, or the unit has been scrapped, salvaged, stolen, junked or totaled.

**Limitation and Exclusions** The Case Warranty gives you specific legal rights and you may also have other rights, which vary, from region to region.

**THIS DOCUMENT CONTAINS THE ENTIRE CASE WARRANTY. CASE MAKES NO OTHER REPRESENTATIONS OR WARRANTIES, EXPRESS OR IMPLIED, AND SPECIFICALLY EXCLUDES THE IMPLIED WARRANTIES OF MERCHANTABILITY AND FITNESS FOR PARTICULAR PURPOSE. CASE WILL NOT BE LIABLE FOR INCIDENTAL OR CONSEQUENTIAL DAMAGES RESULTING FROM A BREACH OF THE WRITTEN WARRANTY OR ANY IMPLIED WARRANTY IMPOSED BY LAW.**

### Owner's Responsibility

The Case warranty remains in effect during the Warranty Period if the owner performs the required maintenance at the recommended intervals outlined in the product operator's manual and the unit is operated within its rated capacity. Genuine Case service parts or Case approved service parts that meet Case specifications must be used for maintenance and repair.

### What's Not Covered

- Cost associated with performing pre-delivery or scheduled inspection service.
- Repairs arising from storage deterioration, failure to maintain the equipment, negligence, alteration, improper use of the equipment, collision or other accident, vandalism, or other casualty, or operation beyond rated capacity or specification.
- Repairs arising from abuse or neglect, including but not limited to: operation without adequate coolant or lubricants, adjustments to the fuel system outside equipment specifications, over-speeding, improper storage, starting, warm-up, or shutdown practices, incorrect fuel or contaminated fuel, oil or other fluids.
- Normal maintenance services, such as engine tune-ups, engine fuel system cleaning, checks, adjustments, shimming, etc.
- Replacement of non-defective wear items expected to be replaced during the warranty period, including but not limited to: light bulbs, spark plugs, ignition points, brake or clutch linings, slip clutches, belts, chains, knives, bucket cutting edges and teeth, crawler track pads and track components, crop processing and cutting components, external drive sprockets and chains, soil engaging tools and accessories.
- Items replaced due to customer demand.
- Labor charges performed by anyone except a dealer authorized by contract to repair the equipment, unless they qualify under special provisions (i.e.; outside labor).
- Any and all travel costs for items such as towing, service calls, or transporting a unit to and from the place where the warranty service is performed, unless specifically covered by a product improvement program or units classified as heavy and/or compaction products
- Claims involving loss or damage during shipment or handling, including units subsequently sold as a "salvage" unit.
- "Salvage" or other units sold on an "as is" basis, unless otherwise specified in writing at the time of sale.
- Normal maintenance costs, including but not limited to: lubricants, coolants, fluids, fuel, filters, and associated labor. Lubricants, filters, and coolants may qualify for warranty reimbursement if they require replacement as a DIRECT RESULT of a defect in material or workmanship.
- Claims involving the inspection or reconditioning of units after storage or prior use.
- Components or items that are separately warranted directly by the manufacturer including but are not limited to: tires, tracks, engines, transmissions, batteries, fuel injection pumps, fuel injectors, etc.
- Shop comebacks: any duplicate, repeat, or comeback repair resulting from improper diagnosis, testing, or service work. This also includes repairs arising from service performed by agents not approved by Case.
- Repairs arising from any unauthorized modification to the product or the use on non-CNH Industrial parts, implements, or attachments, including but not limited to performance changing (i.e., increasing horsepower or other modifications) and/or emissions defeating modifications.
- Removal, replacement, or installation of non-CNH Industrial optional equipment, attachments or components.
- Premiums charged for overtime labor costs or out of shop expenses.
- Economic loss including lost profits, crop loss, crop damages, equipment rental, contract delay, project expenses or other expenses or damages.
- Unauthorized modification or updating machines without a warrantable failure based on Service Bulletin information or production changes.
- Any and all costs of special tools
- Any and all costs of dealer shop supplies incurred with repairs, including but not limited to: solvents, cleaners, anti-seize lubricants, loctite, sealant, adhesive, oil-dry, shop towels, etc. Sealant or adhesive may qualify for warranty reimbursement in certain applications requiring a large volume of sealant/ adhesive.
- Failure of the machine, its implements or attachments caused by improper field application or loading.
- Any and all costs for coolant, fuel, or lube (oil) analysis including supplies and lab recommendations.
- Cost of initial setup or installation of any optional equipment or attachments to a unit.
- Cost associated with cleaning of machine in preparation for servicing

The signed WLL can be scanned and emailed as an attachment to [NA-WLL-AGREEMENT@CNHIND.COM](mailto:NA-WLL-AGREEMENT@CNHIND.COM) or can be mailed to:

USA mail original to CNH Industrial Capital America LLC, Attn: WLL Agreement, PO Box 1700 New Holland, PA 17557  
USA Overnight courier mail original to CNH Industrial Capital America LLC, Attn: WLL Agreement, 500 Diller Ave., New Holland, PA 17557  
Canada mail original to CNH Industrial Capital America LLC, Attn: WLL Agreement, 4475 North Service Rd, Suite 301, Burlington, ON L7L4X7 Canada

Case is a registered trademark in the United States and many other countries, owned by or licensed to CNH Industrial N.V., its subsidiaries or affiliates.

**Bid Solicitation CRFQ 0803 DOT2200000019**

3.1.2.5 Shall have a minimum of forty shoes per side. Grouser width shall be a minimum 18 inches wide and have SC2 bushing or equal.

Exception: Case 750M dozer only 39 shoes per size.

3.1.4.1 Shall have a blade with of eight feet and a 2-yard capacity minimum.

Exception: Case 750M dozer has 96" blade and 1.69 yd. blade.

3.1.4.3 Shall have a minimum blade tilt of one foot.

Exception: Case 750M dozer has blade tilt of 8.15".

3.1.5.4 Engine oil capacity with filter 14 quart minimum.

Exception: Case 750M dozer has 8.45QT.

3.1.8.1 Must be pressurized and have roof mounted heat and air conditioning. Minimum 24,000BTU air conditioner. Must have under seat heater capable of 30,000BTU.

Exception: Our heater is behind the seat, and air conditioner is only 22,700BTU.

3.1.8.5 Must have heated and ventilated air suspension high back cloth seat with heated joystick controls and a 3-inch minimum width seat belt.

Exception: No Heated seat nor heated joystick controls.