

RECEIVED

2020 NOV -4 AM 11:31

WV PURCHASING
DIVISION

Request for Quotation:

CRFQ 805 PTR12_05

156" WB DRW Narrow Body Cutaway



Proposal From:

Rohrer Enterprises, Inc. DBA/Rohrer Bus Sales

1515 State Road

Duncannon, PA 17020

Andrew Clawson

804-357-1145

ROHRER

School & Commercial Bus Sales

November 4, 2020

Department of Administration
Purchasing Division
2019 Washington St. E
Charleston, WV 25305

RE: PTR2100000005 156" WB DRW Narrow Body Cutaway

Dear Ms. Harper,

Rohrer Bus Sales appreciates the opportunity to submit a proposal for RFQ PTR21*05 156" WB DRW Narrow Body Cutaway vehicles. Our offerings, an Eldorado Advance mounted on the Ford T-350 Chassis with a 3.5L gas engine meets the intent and letter of your specifications with the following documentation, clarifications and/or explanations set forth in the RFQ.



Table of Contents

Enclosure 1
Enclosure 2

Exhibit A Pricing Page
Class A Technical Proposal, Floorplan, Weight
Analysis and Buy America
Class B Technical Proposal, Floorplan, Weight
Analysis and Buy America
Class C Technical Proposal, Floorplan, Weight
Analysis and Buy America
Class D Technical Proposal, Floorplan, Weight
Analysis and Buy America
Class E Technical Proposal, Floorplan, Weight
Analysis and Buy America
Class F Technical Proposal, Floorplan, Weight
Analysis and Buy America
Class G Technical Proposal, Floorplan, Weight
Analysis and Buy America
Class H Technical Proposal, Floorplan, Weight
Analysis and Buy America
Class I Technical Proposal, Floorplan, Weight
Analysis and Buy America
Class J Technical Proposal, Floorplan, Weight
Analysis and Buy America
Class K Technical Proposal, Floorplan, Weight
Analysis and Buy America
Class L Technical Proposal, Floorplan, Weight
Analysis and Buy America
Class M Technical Proposal, Floorplan, Weight
Analysis and Buy America
Class N Technical Proposal, Floorplan, Weight
Analysis and Buy America
Class O Technical Proposal, Floorplan, Weight
Analysis and Buy America
Class P Technical Proposal, Floorplan, Weight
Analysis and Buy America
Company History
Service and Parts
Contacts for Contract
Copy of Proposed Warranty
Bid Form #1
Bid Form #2
Bid Form #3
Bid Form #4
Bid Form #5
Bid Form #6
Bid Form #7

Enclosure 3

Enclosure 4
Enclosure 5

Enclosure 6

Bid Form #8
Designated Contact
Signed Addendum

Additional Technical Proposal Support Documentation

Enclosure 7 Component Information to include below information:

3.2 Chassis- Ford Transit 350 Dual rear wheel chassis. Please see attached Ford Transit Option Listing and Ford Warranty

3.3 Engine: 3.5 L V6 Gas. Please see attached literature and Fords Warranty Documentation

3.17.1 Radio: AM/FM/BT/SYNC Radio with 4" display. Ford OEM radio. Please see literature. Fords Warranty will apply to this product.

3.8 Transmission- 10 Speed Automatic Overdrive with SelectShift. Please see attached literature and Ford Warranty Documentation

3.5 Radiator- Ford OEM Radiator. Please See Ford Transit Literature and Ford Warranty Documentation

3.6 High Idle System- InPower Fast Idle With Interlock. Please see attached literature and Inpower Warranty Document.

3.13 Brakes. Ford OEM 4 wheel anti-lock disc brakes. Please See Ford Transit Literature and Ford Warranty Documentation

3.11.4 Tilt Wheel, Cruise Control and Power Steering- Ford OEM. Please See Ford Transit Literature and Ford Warranty Documentation

3.21 Wheelbase: The Wheel Base on all classes of vehicles will be 156"

3.9.4 Rear View Back-Up Camera: Ford OEM built into Radio Display. Please See Ford Transit Literature and Ford Warranty Documentation

3.14 Wheels: 16" Steel Wheels Ford OEM. Please See Ford Transit Literature and Ford Warranty Documentation

3.15 Tires: Ford OEM; LT205/75R16C Please Fords Warranty Documentation.

3.16.6 Battery: Two Batteries to be provided. Both are relocated from under the Drivers Seat to a secure Battery Box with sliding tray.

3.16.5 Alternator: 250 AMP Ford OEM Alternator. Please See Ford Transit Literature and Ford Warranty Documentation

3.26 Front and Rear Heating and Air Conditioning: Front Heating and Airconditioning Ford OEM with an additional 6" circulating fan. Rear Heating will be a 35K BTU floor mounted heater. Please see ProAir Heater spec sheet. Rear Airconditioning will be Dual Compressor.

Condenser- ACT CS-2 Condenser. Please see attached literature and ACT Warranty Document.
Evaporator- ACT EV-1 Evaporator. Please see attached literature and ACT Warranty Document.
Passenger HVAC Refrigerant to be used will be R-134A

3.19 Body Specifications: Please see Attached Eldorado Advance Specification Document for Body Design, Construction and build specifications along with measurements.

3.21 Sealant, Rustproofing and Undercoating: The underside of the body including floor members, side panels below floor level (if metal), fender wells is undercoated, at the time of manufacture, with nonflammable 76M Waterborn excluding any component within 12" of the exhaust, or on any part of the exhaust or related heat shields, fuel tank, fuel filler and vent tube, drive shaft or shock absorbers. Please see attached 76M data card.

3.19 Passenger Doors and Stepwells: 36" Electrically operated Passenger entrance door to be provided. Please see Eldorado Advance Specifications for description of door and stepwell.

3.29 Flooring: Gerflor Flooring coved up the sidewalls to the seat rail to be provided. Specifications and Color choices provided in Enclosure 7

3.22 Seats, Grab Handles, Passenger restraints: A Combination of Freedman Mid High Featherweight Singles and Doubles, Freedman ICS seats, and Freedman 3 Step Foldaways will be provided for the different class vehicles. Literature on the seats can be found in Enclosure 7

3.34 Mobility Aid/ Occupant Restraint Systems: Surelok Tiedowns will be provided along with 4 quick straps per wheel chair location.

3.44 Training: Rohrer Bus acknowledges and understands the training requirements in this section.

3.35.4 Security Cameras System- Angel Trax Vulcan V12 camera system with 6 cameras to be provided for this bid. Please see Angel Trax Vulcan Specifications in Enclosure 7

4.12.2 Warranty on Complete Vehicle.

Ford Chassis

Bumper to Bumper: 3 years / 36,000 miles

Powertrain: 5 years / 60,000 miles

Safety Restraint System: 5 years / 60,000 miles

Corrosion (Perforation Only): 5 years / Unlimited miles

Roadside Assistance Program: 5 years / 60,000 miles

Bus Body:

3 Year/36,000 miles

4.12.3 Warranty on Basic Vehicle Structure.

5 year/100,000 miles

4.12.5 Warranty: warranties to be provide on subsystems and components.

AIR CONDITIONING AND HEAT	
ProAir A/C (formerly A.C.T.)*	3 Year/Unlimited Mileage
DESTINATION SIGNS	
Luminator-TwinVision*	6 Year/Parts & Labor – Horizon SMT Amber or White & Spectrum Full Color (date of shipment from plant) 1 Year/Parts & Labor – Mobilite (in-service date or 90 days after original shipment date) 10 Year/Parts & 3 Year/Labor – Amber/Silver Smart Series (date of shipment from plant) 6 Year/Parts & 3 Year Labor – Chroma Smart Series (date of shipment from plant)
DOORS	
A&M Systems - Doors*	1 Year, Parts & Labor 3 Year Extended Limited available – call for quote
FAST IDLE/INTERLOCK	
InPower*	2 Year (from date of shipment from InPower)
FLOORING	
GerFlor*	12 Year
LIFTS AND RAMPS	
Braun Lifts*	5 Year Parts, 3 Year Labor (if warranty card returned)
LIGHTING	
Dialight	12 Year LED Vehicle Interior Illumination Products 5 Year LED Reading Lamp, Compartment Light, Exterior Stepwell Light 7 Year LED Vehicle Head Light/Strip Lights (original end user) Lifetime LED Vehicle Lamp (original end user)
Grote Lights	1 Year from date of manufacture
Optronic Lights*	3 Year (excluding bulbs) Incandescent (from purchase date) Lifetime of original purchaser LED lighting products
MIRRORS	
Safe Fleet (B&R/Hadley)	1 Year (from in-service date for original end user)
Rosco Vision Systems*	1 Year (from date of product receipt)
RESTRAINTS	
Sure-Lok Tie-downs	1 Year Standard Belt Kits 1 Year Titan Series 3 year
ROOF HATCHES	
SMI (Transpec)	1 Year (from date of Manufacture) 2 Year – Electrical components & 5 Year on all other components (from date of manufacture) – Power Hatches

SEATING	
Freedman Seating*	1 Year Freedman Level 1 & 2 Covers
	2 Year Freedman Level 3 & up Covers
	No Warranty Customer Supplied /Special Fabric
	5 Year Metal Frames, Base Frames, Legs
	1 Year Foldaway Gas Shocks
WINDOWS	
Cleer Vision Windows	1 Year, Repair or Replacement (original end user)
Hehr Windows	1 Year (date of delivery to original end user)
Kinro Windows (includes Starquest)*	1 Year (date of sale to end-user or 18 Months from delivery to manufacturer/dealer)

7.3 Complete two (2) bids in binder form –one (1) marked for DPT will be submitted.

9.2 An Eldorado Advance mounted on the Ford Transit Chassis will be provided for all Classes. The Eldorado Advance specifications can be found in Enclosure 7. The option load for each class can be found at Enclosure 2

9.2 B Floorplans for each class of vehicle can be found at Enclosure 2.

9.2 C Curb weight (empty weight) and gross vehicle weight rating (GVWR of vehicle) can be found at Enclosure 2.

9.2 D Exterior Vinyl Colors: samples/chart of available colors can be found in Enclosure 7.

9.2 H

The following is a description of the actual location of the final assembly point including a description of the activities that will take place at the final assembly point and the cost of final assembly:

The actual location of the final assembly point shall be: 1655 Wall Street, Salina, KS 67401

Description and activities are as follows:

- Cab-chassis is modified to receive the vehicle body
- Brake Retarder Installed
- Steel sub-frame is fabricated and attached to chassis
- Flooring is installed on the sub-frame
- Body is attached to chassis sub-frame and floor
- Windows are installed
- Doors are installed
- Electrical wiring harness is installed
- Interior paneling and equipment finished out
- Air conditioning installed
- Lift installed and tested
- Seats installed
- Tie-downs installed
- Final finish functions performed:

- Exterior paint and markings applied
- Quality control and final testing performed
- Vehicle readied for shipment

9.2 I A list of five (5) users names, addresses, emails and telephone numbers who have been provided similar equipment

REFERENCE #1: Pennsylvania Department of General Services

Rohrer Bus Sales has held the state contract for Pennsylvania since 2007 and currently holds a contract. This contract contains shuttle bus products from 21' – 31' in length and includes Ford, Chevrolet and Freightliner chassis. This contract also includes wheelchair minivan conversions.

Contact: John Levitsky, Program Manager
Department of General Services
Bureau of Procurement
555 Walnut Street, 6th Floor Forum Place
Harrisburg, PA 17101
717-787-1206
jlevitsky@pa.gov

REFERENCE #2: Federal Government's General Service Administration

For over ten years, Rohrer Bus Sales has provided Ford and Freightliner chassis to the Federal government. Our current contract is GS-30F-DA024 and is in process of being renewed for the 3rd of 4 option periods. The annual volume on this contract is generally in the 40-50 buses per year range

Contact: Craig D. Yokum, Contract Officer
U.S. General Services Administration/Federal Acquisition Service
Office of Travel, Transportation and Logistics
Light Vehicles Branch - QMAAA
1800 F Street, NW, 3rd Floor, Hub 3200
Washington, DC 20405
craig.yokum@gsa.gov
Phone 703-605-9291
Cell 571-748-8753

REFERENCE #3 - International Limousine Service

Operates a fleet of 100+ shuttle buses including passenger and paratransit conversions. ILS is the Washington DC metropolitan's largest shuttle operator and holds commercial and GSA contracts throughout the area.

Contact: William DeGregory, Transportation Director
International Limousine Service
2300 T Street, NE
Washington, DC 20002
202-388-6800
bdigregory@internationallimo.com

REFERENCE #4 - Harrisburg International Airport

For over twenty years, Rohrer Bus Sales has provided Ford and Chevrolet cutaways, Freightliner M2, rear engine and low floor buses to HIA.

Contact: Robert Gardner, Vehicle Maintenance Supervisor
513 Airport Drive
Middletown, PA 17057
717-948-3900
bobg@saraa.org

REFERENCE #5 - MOVTA

Contract history extends for multiple years - Rohrer Bus Sales combined with Andrew Clawson management experience has provided Ford F-550, E-350 and E-450 buses to MOVTA.

Contact: Michael Kesterson
Mid-Ohio Valley Transit Authority
520 Juliana Street
Parkersburg, WV 26101
304.422.4100

Addendum Acknowledgement located at Enclosure 6.

ElDorado Bus FMVSS
ElDorado Bus Ford QVM
ElDorado Bus ISO certification
ElDorado Bus TVM/DBE

Please contact us immediately at (800) 735-3900 if any additional documentation is required.
Thank you for your consideration.

Thanks,
Andrew Clawson
Account Representative



ROHRER

1.800.735.3900 x 4152

804.357.1145 Cell

717.957.4884 Fax

aclawson@rohrerbus.com

Request for Quotation
156" Wheelbase Transit Van Dual Rear Wheel (DRW) Narrow Body Cutaway Vehicle
Exhibit A - Pricing Page

CLASS	ITEM DESCRIPTION	UNIT PRICE PER VEHICLE	EST QTY	EXTENDED PRICE
A	Vehicle Non-Accessible / Paratransit Package	\$ 68,360.00	2	\$ 136,720.00
B	Vehicle with One Wheelchair (WC) Positions/ Paratransit Package	\$ 74,240.00	2	\$ 148,480.00
C	Vehicle with Two Wheelchair (WC) Position / Paratransit Package	\$ 75,480.00	2	\$ 150,960.00
D	Vehicle/ Front Lift / 3 WC Positions	\$ 77,830.00	2	\$ 155,660.00
E	Vehicle/ One Wheelchair (WC)/ Fixed Route Package	\$ 79,485.00	2	\$ 158,970.00
F	Vehicle/Two WC / Fixed Route Package	\$ 80,720.00	2	\$ 161,440.00
G	Vehicle/ Front Lift / Three Wheelchair Positions/ Fixed Route Package	\$ 83,070.00	2	\$ 166,140.00
H	Vehicle/ One WC Position / Fixed Route Package / Full Bus Paint	\$ 83,195.00	2	\$ 166,390.00
I	Vehicle / 2 WC Positions / Fixed Route Package / Full Bus Paint	\$ 84,430.00	2	\$ 168,860.00
J	Vehicle /Front Lift / Three WC Positions/ Full Bus Paint	\$ 86,780.00	2	\$ 173,560.00
K	Vehicle/One WC/Fixed Route Package/ Three Quarter Body Paint with Expanded Graphics Vehicle Skirt Painting	\$ 82,020.00	2	\$ 164,040.00
L	Vehicle/Two WC/Fixed Route Package/ Three Quarter Body Paint with Expanded Graphics Vehicle Skirt Painting	\$ 83,260.00	2	\$ 166,520.00
M	Vehicle/Front Lift / Three WC/Fixed Route Package/ Three Quarter Body Paint with Expanded Graphics	\$ 85,610.00	2	\$ 171,220.00
N	Vehicle/One WC/Fixed Route Package/Vehicle Skirt Painting	\$ 80,335.00	2	\$ 160,670.00
O	Vehicle / Two WC Position/ Fixed Route Package / Vehicle Skirt Painting	\$ 81,570.00	2	\$ 163,140.00
P	Vehicle /Front Lift / Fixed Route Package / Vehicle Skirt Painting	\$ 83,920.00	2	\$ 167,840.00
				\$ -
A1	Option to add Bus Driver Safety Barrier	\$ 520.00	2	\$ 1,040.00
TOTAL BID AMOUNT FOR EVALUATION				\$ 2,581,650.00

****Complete form provided.***

****Please note these are only estimated quantities and do not reflect any guarantee of purchase***

****The DPT may purchase more or less as needed.***

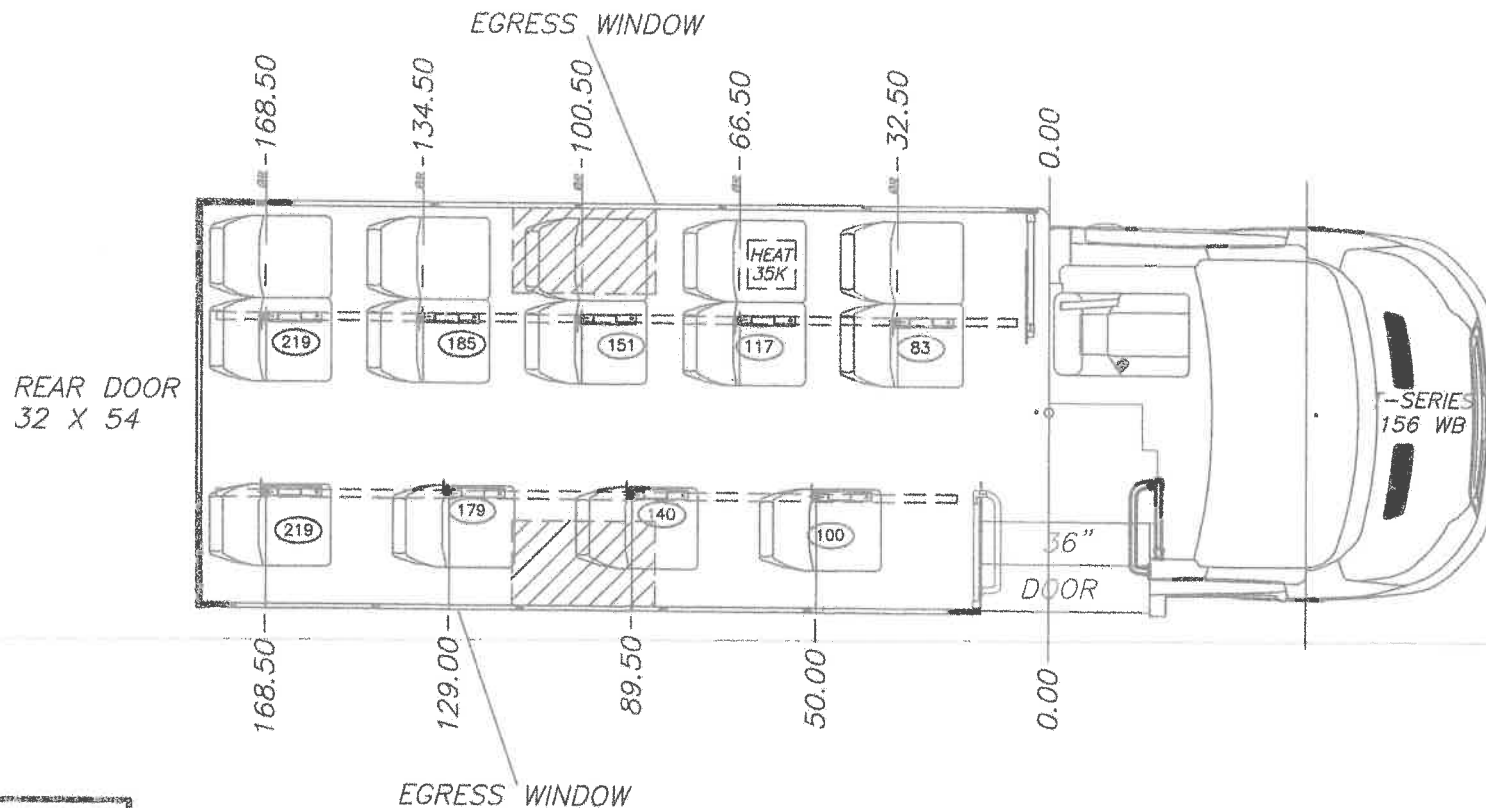
Class A Technical Specifications

	2020 ADVANCE 220 (SCT - FORD T350)
	<i>RAIN GUTTERS OVER WINDOWS, WC LIFT AND PASSENGER DOOR</i>
	2020 FORD TRANSIT 156WB-3.5L V6 GAS ECO-11000GVWR T/C
	STANDARD - BASE PADS, GRAY ABS, SC
	CUSTOMER EXPECTED DELIVERY DATE (MUST HAVE)
	MANUAL, CUSTOM AS-BUILT PARTS, USB
	CUSTOM OVERALL ELEC WIRING SCHEMATIC, USB EP4
	CHASSIS OEM DRIVER SEAT, W/OEM COVER/RH ARM TRANSIT
	CHASSIS, OEM AM/FM/BT/SYNC RADIO 4" DISP SCT
	CHASSIS FEE, TRANSIT/ E-FORD/CHEVY -OLATHE
	TIRE VALVE EXTENSIONS, 6"
	EXHAUST, STREETSIDE 90 W/MORRYDE SCT GAS
	ENTRY DOOR, LOWER BRUSH ASM, 36IN
	FAST IDLE,* INTERMOTIVE ALL FORD 2020-
	BUMPER, *REAR WRAP BLACK SS SCT
	STANDARD - MUDFLAPS FRONT & REAR SCT
	STAINLESS STEEL SCREWS, EXTERIOR
	DOOR, *ENTRY 36 ELEC SCT STAINLESS
	EXTERIOR ENTRY DOOR KEY LOCK
	ENTRY DOOR SHIFT BYPASS
	DOOR, *REAR 32 X 62 SCT (2 WINDOWS)
	DOOR HOLD OPEN, OCS PHILLIPS
	WINDOW PACKAGE, 41 X 29 HEHR-1900 TOP-T
	A/C, *ACT 12S HD 75KBTU INWALL
	HEATER, 35K BTU* LOW PROFILE
	HEATER HOSE, 5/8" EPDM (STANDARD)
	HEATER, STEPWELL ELECTRIC
	BATTERY TRAY, STEEL PASS SIDE W/LOCK STAINLESS SC
	PD & BATTERY (2) G31 IN SLIDE TRAY
	STANDARD - ELECTRICAL SYSTEM, SCT EP4
	STANDARD - *CABLINER, VERONA COAL CLOTH SC
	CABLINER,* W/DOOR & SHELF BOTTOM HINGE GRAY SCT
	CABLINER, LANYARD ADDN, STORAGE DOOR, SC
2	SEAT,* MID-BACK DOUBLE FREEDMAN (SC)
3	SEAT,* MID-BACK SINGLE FREEDMAN (SC)

2	SEAT, DBL W/ONE ICS TOD SEAT
	SEAT,* HI-BACK DOUBLE FREEDMAN (SC)
	SEAT,* HI-BACK SINGLE FREEDMAN (SC)
14	SEAT COVER, LEVEL 4
14	SEAT ARMREST, U.S.ARM
7	SEAT, AV GRAB HANDLE- PADDED
	STANDARD - FLOORING, 5/8" EXT. PLYWOOD SC
	STANDARD - DRIVER STANCHION - NO MOD PANEL
	STANDARD - LH ENTRY DOOR STANCHION W/MOD PANEL
	STANCHION, VERTICAL
2	HANDRAIL, OVERHEAD
	HANDRAIL, RIGHT ENTRY ASSIST SCT/SCE
	REVERSE ALARM (102 DB)
	HATCH, TRANSPEC LP WHITE SC
	MIRROR, ROSCO HEAT-REM, SCT
	FIRST AID KIT, 16 UNIT
	DELUXE BLOODBORNE PATHOGEN KIT
	FIRE EXT & REFLECTOR KIT, 5#
	LENS, WIDE ANGLE (REAR)
	LIGHTS, LED EXTERIOR PKG, W/REAR TURN, CMBL, SIDE MARKER/TURN
	<i>NEED 2 REFLECTORS ON EACH SIDE OF THE VEHICLE. AMBER ON THE FRONT AND RED ON THE REAR.</i>
	LIGHTS, LED EXTERIOR PKG, TURNS FLASH W/LIFT-ENT DOOR
	STANDARD - LIGHTS, LED DOME SUPER BRIGHT (3)
	LIGHTS, EMERG FLASH 4" AMBER LED REAR
	LIGHTS, INDEPENDENT BRAKE LED ROUND
	STEPWELL LIGHT, LED OPTRONICS HOODED INTERIOR & EXT.
	REAR DOOR AJAR BUZZER, PHILLIPS
	LIGHT, 6 EXIT INTERIOR RED LED
3	STANCHION, PADDED YELLOW
	SPEAKER, FORD DRIVER DOOR
	ACCESS PLATE, ANTENNA
	GROUND PLANE, W/O ANTENNA W/COAX PREWIRE
	PREWIRE, IGN-BATT-GND PASS DASH
	SPEAKERS, (6) WITH MIDSHIP
	STANDARD - REAR VIEW CAMERA, W/OEM DISPLAY FORD AEF/SCT

	STANDARD - FLOOR RUBBER, GERFLOR 190-250 SIRIUS
	COVE MOLDING, RUBBER TO SEAT RAIL SC
	STEP NOSING, YELLOW GERFLOR/RCA 36"
	STANDEE LINE, GERFLOR YELLOW 2 X 30
	STANDARD - INTERIOR SIDEWALLS, WHITE FRP SC
	STANDARD - HEADLINER, WHITE FRP SC
	CAB UNDERCOAT OPTION
	SPARE TIRE, LOOSE TRANSIT 20-
	MODESTY PANEL, DRIVER STARBOARD, SCT
	PANEL, DRIVERS PLEX .375 SMOKED SC
	RUNNING BOARD, DR SIDE SCT
4	SEATBELT EXTENSION, 12"
4	SEATBELT, RETRACTABLE 60" (SHORT SLEEVE)
7	SEATBELT, RETRACTABLE 64" (LONG SLEEVE)
	PAINT, NO-PAINT (GR1)
	PAINT WHEELS WHITE, BOTH SIDES - (4)
	DECALS, CUSTOM INTERIOR (QUOTE)
	<i>STD SEATBELT DECAL - UNLEAD FUEL ONLY #77383, NO STANDING #71760, WATCH YOUR STEP #70851, KEEP HEAD, HANDS & FEET INSIDE VEHICLE #71759 EXTERIOR HEIGHT DECAL #0022423-1, NO SMOKING #0028615-2, #0027977 PLEASE REMAIN SEATED UNTIL VEHICLE COMES TO A COMPLETE STOP EMERG DECAL #0039265, EMERG PHONE NUMBER, POLICE, AMBULANCE, FIRE, TRANSPORTATION SYSTEM #0039264</i>
	DECALS, CUSTOM EXTERIOR VINYL GRAPHICS (QUOTE)
	<i>STANDARD "ALL PASSENGERS ARE REQUIRED TO WEAR SEAT BELTS WHEN VEHICLE IS IN MOTION" - "EMERGENCY EQUIPMENT" "PRIORITY SEATING"X2 "EMERGENCE EXIT"X5</i>
	<i>REFLECTIVE TAPE AROUND EGRESS WINDOWS #0029747 -CAUTION: LOADING & UNLOADING PASSENGERS #0039267 THIS VEHICLE STOPS AT ALL RAILROAD CROSSINGS #0030617</i>
	2128000M FRONT END TIRE ALIGNMENT
	774000GP DRIVERS FAN
	ANGEL TRAX VULCAN V12 WITH 6 DOME CAMERAS.
11	FREEDMAN - ABS BACK PER (1) MID/HI/NOTCHBACK FOLDS ONLY
1	Paratransit Packages (Tire Chains, Jumper Cables, Vehicle Jack and Lug Wrench
1	2 Mylar Blankets, 2 Wool Blankets, Safety Vest, Wheel Chocks

LEGEND
 (95) = C/L AXLE TO PASS C.G.



DEALER APPROVAL
☐ APPROVED
 X
 CUSTOMER SIGNATURE

DO NOT SCALE DRAWING		DRAWING INFORMATION			
THIS DRAWING IS THE PROPERTY OF ELDORADO, A FOREST RIVER COMPANY, AND IS NOT TO BE DUPLICATED OR USED IN ANY WAY DETRIMENTAL TO THEIR BEST INTEREST. REV. 06/20		DRAWN: DAWSON CKD:			
		DATE: 07/13/20		SIZE: A	
		SCALE: 1/42		WGT:	
		TOLERANCE UNLESS SPECIFIED			
SEAT SPACING ± .25 (SEAT SPACING NOT TO BE LESS THAN 28.5")		-	CD	07/13/20	RELEASE TO PRODUCTION
RESTRAINTS ± .25 (W/C POSITIONS NOT TO BE SMALLER THAN 30 X 48)		REV.	BY	DATE	DESCRIPTION

ELDORADO

1655 WALL STREET
 SALINA, KS. 67401

TITLE:
 ADVANCE 220
 36" ENTRY DOOR

UNIT NUMBER
 ACF2202-

PAGE
 1 OF 1

ESTIMATE WEIGHT WORKSHEET

Unit Number: PROP35847
Date: 07/21/20
Dealer: 0
Customer: 0
Description: ACF220 14 PASS
Max capacity: 15

	FRONT (LBS)	REAR (LBS)	TOTAL (LBS)
Dry weight of unit (No passengers, no fuel)	3196	4441	7637
Curb weight of unit (No passengers, full fuel)	3271	4516	7787
Loaded weight of unit (Full passengers, full fuel)	3406	6630	10037
Vehicle Rating	4630	7275	11000
Overweight condition:	NO (1224)	NO (645)	NO (963)

**BIDDER'S CERTIFICATION
BUY AMERICA**

PRE AWARD AUDIT

**EIDorado Advance 220
FOR
WV
EBUS PROPOSAL 35847**

Pursuant to 49 CFR Part 661, no funds shall be obligated under Federal Mass Transit Act of 1964, as amended or the Surface Transportation Assistance Act of 1982, as amended, unless steel and a manufactured product used in such products are produced in the United States.

COMPONENT	MANUFACTURER	COUNTRY OF ORIGIN	PERCENTAGE OF TOTAL VEHICLE COST
*Base Body	EIDorado National (Kansas), Inc.	US	10.6166%
*Chassis	Ford Motor Company	US	42.0388%
*Alternator and electronic systems	PennTex Industries Inc	US	0.0000%
*Fast Idle/Interlock	InPower, LLC	US	0.3694%
*A/C compressor assemblies	Ford Motor Company	Incl'd in Chassis Price	0.0000%
*A/C evaporator/condenser assemblies	American Cooling Technology	US	1.7280%
*Heating Systems	ProAir LLC	US	0.4861%
*Entry Door Assemblies	EIDorado National (Kansas), Inc.	US	0.1296%
*Entry Door Control Assemblies	A & M Systems	US	0.4537%
*Hatch	Safefleet Solutions/Transpec	US	0.5704%
*Seats - Driver	Ford Motor Co	Incl'd in Chassis Price	0.0000%
*Seats - Fold	Freedman Seating	US	1.2120%
*Seats - Passenger	Freedman Seating	US	7.3500%
*Battery Tray	MOR/ryde	US	1.0759%
*Bike Rack	Sportworks	US	0.0000%
*Bumper Assembly - Front	N/A	US	0.0000%
*Bumper Assembly - Rear	Romeo Rim Inc	US	0.4213%
*Camera System	AngelTrax	US	5.3731%
*Mirrors	Rosco	US	1.0500%
TOTAL			72.8751%

The following is a description of the actual location of the final assembly point including a description of the activities that will take place at the final assembly point and the cost of final assembly:

The actual location of the final assembly point shall be: 1655 Wall Street, Salina, KS 67401

Description and activities are as follows:

Cab-chassis is modified to receive the vehicle body	Air conditioning installed
Brake Retarder Installed	Lift installed and tested
Steel sub-frame is fabricated and attached to chassis	Seats installed
Flooring is installed on the sub-frame	Tie-downs installed
Body is attached to chassis sub-frame and floor	Final finish functions performed:
Windows are installed	Exterior paint and markings applied
Doors are installed	Quality control and final testing performed
Electrical wiring harness is installed	Vehicle readied for shipment
Interior paneling and equipment finished out	

COST OF FINAL ASSEMBLY

\$20,925.00

Upon written request to the Federal Transit Administration, the Contractor may request a waiver of the above provision. Such a waiver may be granted if FTA determines that:

- A. Their application would be inconsistent with public interest.
- B. Such matters and products are not produced in the United States in sufficient and reasonably available quantities and of satisfactory quality.
- C. In the case of the procurement of bus or other rolling stock (including train control equipment, communication equipment and traction power equipment) under the Federal Mass Transit Act of 1964, as amended, that (a) the cost of all components which are produced in the United States is more than 60 percent of the cost of components of the bus or equipment described in this paragraph, and (b) final assembly of the bus or equipment described in this paragraph has taken place in the United States.
- D. The inclusion of domestic material will increase the cost of the overall project contract by more than 25 percent in the case of projects for the acquisition of rolling stock and 25 percent in the cost of all other projects. For purposes of this section in calculating costs, labor costs involved in final assembly shall not be included in the calculations.

The bidder certifies that it complies with the Buy America requirements of Section 165 (b) (3) of the Surface Transportation Assistance Act of 1982, as amended, and the regulations set forth in 49 CFR Part 661.11.

By:
Title
Manufacturer:
Date:

Michele Carlson
Sales Coordinator
EIDorado National (Kansas), Inc.
July 21, 2020

Class B Technical Specifications

	2020 ADVANCE 220 (SCT - FORD T350)
	<i>RAIN GUTTERS OVER WINDOWS, WC LIFT AND PASSENGER DOOR</i>
	2020 FORD TRANSIT 156WB-3.5L V6 GAS ECO-11000GVWR T/C
	STANDARD - BASE PADS, GRAY ABS, SC
	CUSTOMER EXPECTED DELIVERY DATE (MUST HAVE)
	MANUAL, CUSTOM AS-BUILT PARTS, USB
	CUSTOM OVERALL ELEC WIRING SCHEMATIC, USB EP4
	CHASSIS OEM DRIVER SEAT, W/OEM COVER/RH ARM TRANSIT
	CHASSIS, OEM AM/FM/BT/SYNC RADIO 4" DISP SCT
	CHASSIS FEE, TRANSIT/ E-FORD/CHEVY -OLATHE
	SPRING, ADDITIONAL LEAF LIFT SIDE SCT
	TIRE VALVE EXTENSIONS, 6"
	EXHAUST, STREETSIDE 90 W/MORRYDE SCT GAS
	ENTRY DOOR, LOWER BRUSH ASM, 36IN
	FAST IDLE,* W/INTERLOCK INPOWER SCT 2020
	BUMPER, *REAR WRAP BLACK SS SCT
	STANDARD - MUDFLAPS FRONT & REAR SCT
	STAINLESS STEEL SCREWS, EXTERIOR
	DOOR, *ENTRY 36 ELEC SCT STAINLESS
	EXTERIOR ENTRY DOOR KEY LOCK
	ENTRY DOOR SHIFT BYPASS
	DOOR, *REAR 32 X 62 SCT (2 WINDOWS)
	DOOR HOLD OPEN, OCS PHILLIPS
	WINDOW PACKAGE, 41 X 29 HEHR-1900 TOP-T
	A/C, *ACT 12S HD 75KBTU INWALL
	HEATER, 35K BTU* LOW PROFILE
	HEATER HOSE, 5/8" EPDM (STANDARD)
	HEATER, STEPWELL ELECTRIC
	BATTERY TRAY, STEEL PASS SIDE W/LOCK STAINLESS SC
	PD & BATTERY (2) G31 IN SLIDE TRAY
	STANDARD - ELECTRICAL SYSTEM, SCT EP4
	STANDARD - *CABLINER, VERONA COAL CLOTH SC
	CABLINER,* W/DOOR & SHELF BOTTOM HINGE GRAY SCT
	CABLINER, LANYARD ADDN, STORAGE DOOR, SC
2	SEAT,* MID-BACK DOUBLE FREEDMAN (SC)

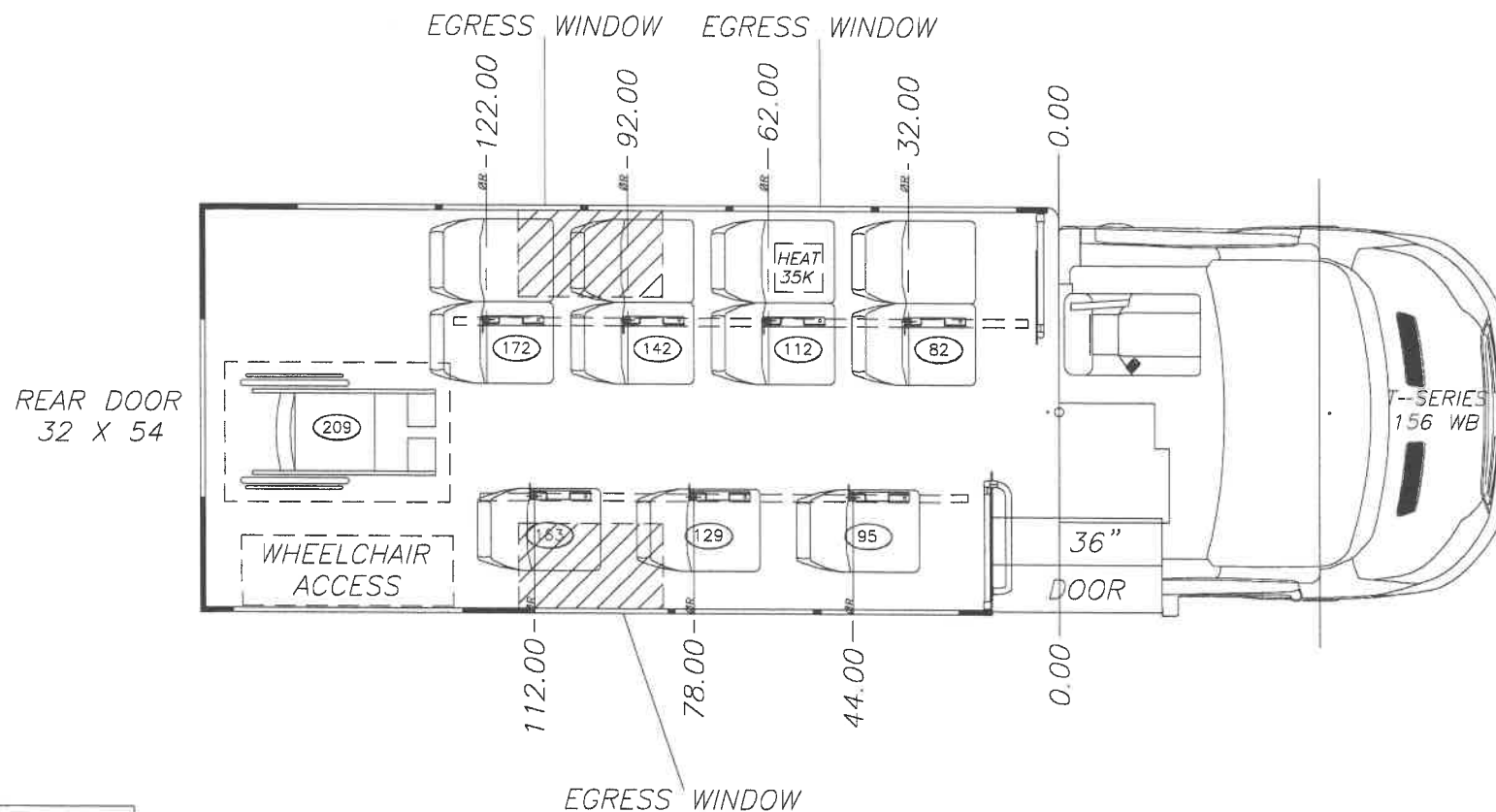
3	SEAT,* MID-BACK SINGLE FREEDMAN (SC)
2	SEAT, DBL W/ONE ICS TOD SEAT
11	SEAT COVER, LEVEL 4
11	SEAT ARMREST, U.S.ARM
7	SEAT, AV GRAB HANDLE- PADDED
	STANDARD - FLOORING, 5/8" EXT. PLYWOOD SC
	STANDARD - DRIVER STANCHION - NO MOD PANEL
	STANDARD - LH ENTRY DOOR STANCHION W/MOD PANEL
	STANCHION, VERTICAL
	STANCHION, VERTICAL WITH MOD PANEL SC
	<i>BEHIND LAST ROW OF SEATS IN FRONT OF LIFT</i>
2	HANDRAIL, OVERHEAD
	HANDRAIL, RIGHT ENTRY ASSIST SCT/SCE
	REVERSE ALARM (102 DB)
	HATCH, TRANSPEC LP WHITE SC
	MIRROR, ROSCO HEAT-REM, SCT
	FIRST AID KIT, 16 UNIT
	DELUXE BLOODBORNE PATHOGEN KIT
	FIRE EXT & REFLECTOR KIT, 5#
	LENS, WIDE ANGLE (REAR)
	LIGHTS, LED EXTERIOR PKG, W/REAR TURN, CMBL, SIDE MARKER/TURN
	<i>NEED 2 REFLECTORS ON EACH SIDE OF THE VEHICLE. AMBER ON THE FRONT AND RED ON THE REAR.</i>
	LIGHTS, LED EXTERIOR PKG, TURNS FLASH W/LIFT-ENT DOOR
	STANDARD - LIGHTS, LED DOME SUPER BRIGHT (3)
	LIGHTS, EMERG FLASH 4" AMBER LED REAR
	LIGHTS, INDEPENDENT BRAKE LED ROUND
	STEPWELL LIGHT, LED OPTRONICS HOODED INTERIOR & EXT.
	REAR DOOR AJAR BUZZER, PHILLIPS
	LIGHT, 6 EXIT INTERIOR RED LED
4	STANCHION, PADDED YELLOW
	SPEAKER, FORD DRIVER DOOR
	ACCESS PLATE, ANTENNA
	GROUND PLANE, W/O ANTENNA W/COAX PREWIRE
	PREWIRE, IGN-BATT-GND PASS DASH
	SPEAKERS, (6) WITH MIDSHIP

	STANDARD - REAR VIEW CAMERA, W/OEM DISPLAY FORD AEF/SCT
	STANDARD - FLOOR RUBBER, GERFLOR 190-250 SIRIUS
	COVE MOLDING, RUBBER TO SEAT RAIL SC
	STEP NOSING, YELLOW GERFLOR/RCA 36"
	STANDEE LINE, GERFLOR YELLOW 2 X 30
	STANDARD - INTERIOR SIDEWALLS, WHITE FRP SC
	STANDARD - HEADLINER, WHITE FRP SC
	CAB UNDERCOAT OPTION
	SPARE TIRE, LOOSE TRANSIT 20-
	MODESTY PANEL, DRIVER STARBOARD, SCT
	PANEL, DRIVERS PLEX .375 SMOKED SC
	RUNNING BOARD, DR SIDE SCT
	WHEELCHAIR DOOR, SC RR CHALLENGER 48X72
	LIFT, BRAUN CENTURY NCL1000FIB34X54HB-2 1000LB
	STORAGE BAG, TIEDOWN (KNDYN)
4	SEATBELT EXTENSION, 12"
	DECALS, ADA SPEC
4	SEATBELT, RETRACTABLE 60" (SHORT SLEEVE)
7	SEATBELT, RETRACTABLE 64" (LONG SLEEVE)
	LIGHT LED, SKIRT FLUSH OVAL BELOW LIFT
	LIGHT, LED LIFT INT CEILING MOUNT
	PAINT, NO-PAINT (GR1)
	PAINT WHEELS WHITE, BOTH SIDES - (4)
	DECALS, CUSTOM INTERIOR (QUOTE)
	<i>STD SEATBELT DECAL - UNLEAD FUEL ONLY #77383, NO STANDING #71760, WATCH YOUR STEP #70851, KEEP HEAD, HANDS & FEET INSIDE VEHICLE #71759 EXTERIOR HEIGHT DECAL #0022423-1, NO SMOKING #0028615-2, #0027977 PLEASE REMAIN SEATED UNTIL VEHICLE COMES TO A COMPLETE STOP EMERG DECAL #0039265, EMERG PHONE NUMBER, POLICE, AMBULANCE, FIRE, TRANSPORTATION SYSTEM #0039264</i>
	DECALS, CUSTOM EXTERIOR VINYL GRAPHICS (QUOTE)
	<i>REFLECTIVE TAPE AROUND EGRESS WINDOWS #0029747 CAUTION: STAND CLEAR FOR LIFT OPERATIONS #0039266-CAUTION: LOADING & UNLOADING PASSENGERS #0039267 THIS VEHICLE STOPS AT ALL RAILROAD CROSSINGS #0030617</i>
	<i>STANDARD "ALL PASSENGERS ARE REQUIRED TO WEAR SEAT BELTS WHEN VEHICLE IS IN MOTION" _ "EMERGENCY EQUIPMENT" "PRIORITY SEATING"X2 "EMERGENCE EXIT"X5</i>

	2128000M FRONT END TIRE ALIGNMENT
	774000GP DRIVERS FAN
	ANGEL TRAX VULCAN V12 WITH 6 DOME CAMERAS.
	SURE-LOK RESTRAINT AL712S-4C WITH L-TRACK
4	FE200750-16 SURE LOCK QUICK STRAP 16" LONG
11	FREEDMAN - ABS BACK PER (1) MID/HI/NOTCHBACK FOLDS ONLY
1	Paratransit Packages (Tire Chains, Jumper Cables, Vehicle Jack and Lug Wrench
1	2 Mylar Blankets, 2 Wool Blankets, Safety Vest, Wheel Chocks

LEGEND

(95) = C/L FRONT TO PASS C.G.



DEALER
APPROVAL
☐ APPROVED

X
CUSTOMER SIGNATURE

DO NOT SCALE DRAWING

DRAWING INFORMATION

THIS DRAWING IS THE PROPERTY OF ELDORADO, A FOREST RIVER COMPANY, AND IS NOT TO BE DUPLICATED OR USED IN ANY WAY DETRIMENTAL TO THEIR BEST INTEREST.

DRAWN: DAWSON CKD:

DATE: 07/07/20 SIZE: A

SCALE: 1/42 WGT:

REV. 06/20

TOLERANCE UNLESS SPECIFIED

SEAT SPACING $\pm .25$ (SEAT SPACING NOT TO BE LESS THAN 28.5")

RESTRAINTS $\pm .25$ (W/C POSITIONS NOT TO BE SMALLER THAN 30 X 48)

CD 07/07/20

RELEASE TO PRODUCTION

REV. BY DATE

DESCRIPTION

ELDORADO

1655 WALL STREET
SALINA, KS. 67401

TITLE:
ADVANCE 220
36" ENTRY DOOR / WC DOOR (REAR)

UNIT NUMBER
ACF2211-

PAGE
1 OF 1

ESTIMATE WEIGHT WORKSHEET

Unit Number: PROP35844
Date: 07/21/20
Dealer: 0
Customer: 0
Description: ACF220 1WC RL
Max capacity: 13

	FRONT (LBS)	REAR (LBS)	TOTAL (LBS)
Dry weight of unit (No passengers, no fuel)	3240	4886	8126
Curb weight of unit (No passengers, full fuel)	3315	4961	8276
Loaded weight of unit (Full passengers, full fuel)	3649	6627	10276
Vehicle Rating	4630	7275	11000
Overweight condition:	NO (981)	NO (648)	NO (724)

**BIDDER'S CERTIFICATION
BUY AMERICA**

PRE AWARD AUDIT

**EIDorado Advance 220
FOR
WV
EBUS PROPOSAL 35844**

Pursuant to 49 CFR Part 661, no funds shall be obligated under Federal Mass Transit Act of 1964, as amended or the Surface Transportation Assistance Act of 1982, as amended, unless steel and a manufactured product used in such products are produced in the United States.

COMPONENT	MANUFACTURER	COUNTRY OF ORIGIN	PERCENTAGE OF TOTAL VEHICLE COST
*Base Body	EIDorado National (Kansas), Inc.	US	9.6657%
*Chassis	Ford Motor Company	US	38.2732%
*Fast Idle/Interlock	InPower, LLC	US	0.4957%
*A/C compressor assemblies	Ford Motor Company	Inc'd in Chassis Price	0.0000%
*A/C evaporator/condenser assemblies	American Cooling Technology	US	1.5732%
*Heating Systems	ProAir LLC	US	0.4426%
*Entry Door Assemblies	EIDorado National (Kansas), Inc.	US	0.1180%
*Entry Door Control Assemblies	A & M Systems	US	0.4131%
*Exit Door	EIDorado National (Kansas), Inc.	US	0.6491%
*Lift Door	Challenger	US	1.6877%
*Hatch	SafeFleet Solutions/Transpec	US	0.5193%
*Lift Assembly	BraunAbility	US	5.8773%
*Restraints	Q'Straint/Sure-Lok International LLC	US	0.8084%
*Seats - Passenger	Freedman Seating	US	5.6944%
*Battery Tray	MOR/ryde	US	0.9795%
*Bumper Assembly - Rear	Romeo Rim Inc	US	0.3836%
*Camera System	AngelTrax	US	4.8918%
*Mirrors	Rosco	US	0.9559%
TOTAL			73.4283%

The following is a description of the actual location of the final assembly point including a description of the activities that will take place at the final assembly point and the cost of final assembly:

The actual location of the final assembly point shall be: 1655 Wall Street, Salina, KS 67401

Description and activities are as follows:

Cab-chassis is modified to receive the vehicle body	Air conditioning installed
Brake Retarder Installed	Lift installed and tested
Steel sub-frame is fabricated and attached to chassis	Seats installed
Flooring is installed on the sub-frame	Tie-downs installed
Body is attached to chassis sub-frame and floor	Final finish functions performed:
Windows are installed	Exterior paint and markings applied
Doors are installed	Quality control and final testing performed
Electrical wiring harness is installed	Vehicle readied for shipment
Interior paneling and equipment finished out	

COST OF FINAL ASSEMBLY

\$22,515.00

Upon written request to the Federal Transit Administration, the Contractor may request a waiver of the above provision. Such a waiver may be granted if FTA determines that:

- A. Their application would be inconsistent with public interest.
- B. Such matters and products are not produced in the United States in sufficient and reasonably available quantities and of satisfactory quality.
- C. In the case of the procurement of bus or other rolling stock (including train control equipment, communication equipment and traction power equipment) under the Federal Mass Transit Act of 1964, as amended, that (a) the cost of all components which are produced in the United States is more than 60 percent of the cost of components of the bus or equipment described in this paragraph, and (b) final assembly of the bus or equipment described in this paragraph has taken place in the United States.
- D. The inclusion of domestic material will increase the cost of the overall project contract by more than 25 percent in the case of projects for the acquisition of rolling stock and 25 percent in the cost of all other projects. For purposes of this section in calculating costs, labor costs involved in final assembly shall not be included in the calculations.

The bidder certifies that it complies with the Buy America requirements of Section 165 (b) (3) of the Surface Transportation Assistance Act of 1982, as amended, and the regulations set forth in 49 CFR Part 661.11.

By:
Title
Manufacturer:
Date:

Michele Carlson
Sales Coordinator
EIDorado National (Kansas), Inc.
July 21, 2020

Class C Technical Specifications

	2020 ADVANCE 220 (SCT - FORD T350)
	<i>RAIN GUTTERS OVER WINDOWS, WC LIFT AND PASSENGER DOOR</i>
	2020 FORD TRANSIT 156WB-3.5L V6 GAS ECO-11000GVWR T/C
	STANDARD - BASE PADS, GRAY ABS, SC
	CUSTOMER EXPECTED DELIVERY DATE (MUST HAVE)
	MANUAL, CUSTOM AS-BUILT PARTS, USB
	CUSTOM OVERALL ELEC WIRING SCHEMATIC, USB EP4
	CHASSIS OEM DRIVER SEAT, W/OEM COVER/RH ARM TRANSIT
	CHASSIS, OEM AM/FM/BT/SYNC RADIO 4" DISP SCT
	SPRING, ADDITIONAL LEAF LIFT SIDE SCT
	TIRE VALVE EXTENSIONS, 6"
	EXHAUST, STREETSIDE 90 W/MORRYDE SCT GAS
	ENTRY DOOR, LOWER BRUSH ASM, 36IN
	FAST IDLE,* W/INTERLOCK INPOWER SCT 2020
	BUMPER, *REAR WRAP BLACK SS SCT
	STANDARD - MUDFLAPS FRONT & REAR SCT
	STAINLESS STEEL SCREWS, EXTERIOR
	DOOR, *ENTRY 36 ELEC SCT STAINLESS
	EXTERIOR ENTRY DOOR KEY LOCK
	ENTRY DOOR SHIFT BYPASS
	DOOR, *REAR 32 X 62 SCT
	DOOR HOLD OPEN, OCS PHILLIPS
	WINDOW PACKAGE, 41 X 29 HEHR-1900 TOP-T
	A/C, *ACT 12S HD 75KBTU INWALL
	HEATER, 35K BTU* LOW PROFILE
	HEATER HOSE, 5/8" EPDM (STANDARD)
	HEATER, STEPWELL ELECTRIC
	BATTERY TRAY, STEEL PASS SIDE W/LOCK STAINLESS SC
	PD & BATTERY (2) G31 IN SLIDE TRAY
	STANDARD - ELECTRICAL SYSTEM, SCT EP4
	STANDARD - *CABLINER, VERONA COAL CLOTH SC
	CABLINER,* W/DOOR & SHELF BOTTOM HINGE GRAY SCT
	CABLINER, LANYARD ADDN, STORAGE DOOR, SC
2	SEAT,* MID-BACK DOUBLE FREEDMAN (SC)
3	SEAT,* MID-BACK SINGLE FREEDMAN (SC)

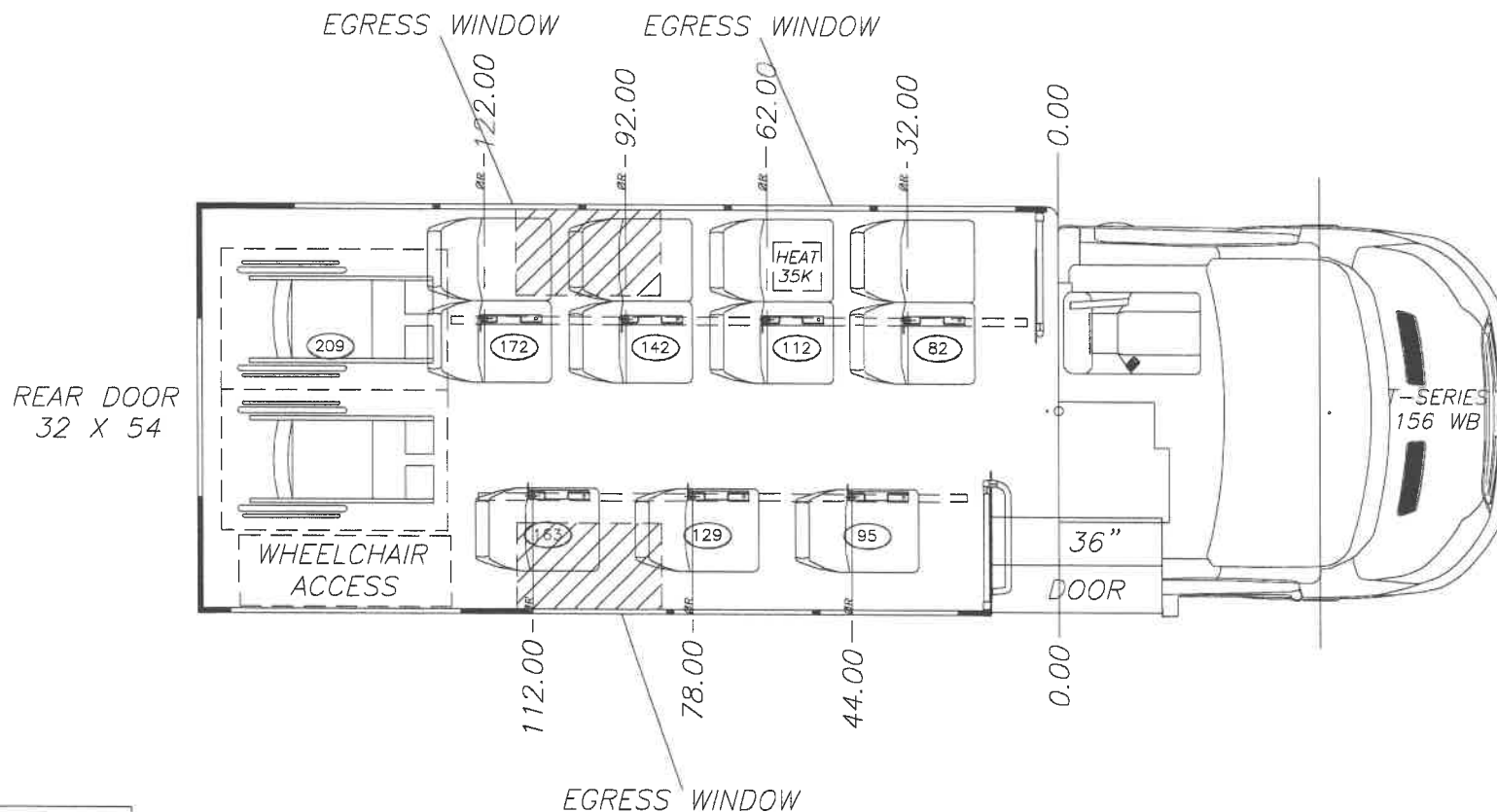
2	SEAT, DBL W/ONE ICS TOD SEAT
11	SEAT COVER, LEVEL 4
11	SEAT ARMREST, U.S.ARM
7	SEAT, AV GRAB HANDLE- PADDED
	STANDARD - FLOORING, 5/8" EXT. PLYWOOD SC
	STANDARD - DRIVER STANCHION - NO MOD PANEL
	STANDARD - LH ENTRY DOOR STANCHION W/MOD PANEL
	STANCHION, VERTICAL
	STANCHION, VERTICAL WITH MOD PANEL SC
	<i>BEHIND LAST ROW OF SEATS IN FRONT OF LIFT</i>
2	HANDRAIL, OVERHEAD
	HANDRAIL, RIGHT ENTRY ASSIST SCT/SCE
	REVERSE ALARM (102 DB)
	HATCH, TRANSPEC LP WHITE SC
	MIRROR, ROSCO HEAT-REM, SCT
	FIRST AID KIT, 16 UNIT
	DELUXE BLOODBORNE PATHOGEN KIT
	FIRE EXT & REFLECTOR KIT, 5#
	LENS, WIDE ANGLE (REAR)
	LIGHTS, LED EXTERIOR PKG, W/REAR TURN, CMBL, SIDE MARKER/TURN
	<i>NEED 2 REFLECTORS ON EACH SIDE OF THE VEHICLE. AMBER ON THE FRONT AND RED ON THE REAR.</i>
	LIGHTS, LED EXTERIOR PKG, TURNS FLASH W/LIFT-ENT DOOR
	STANDARD - LIGHTS, LED DOME SUPER BRIGHT (3)
	LIGHTS, EMERG FLASH 4" AMBER LED REAR
	LIGHTS, INDEPENDENT BRAKE LED ROUND
	STEPWELL LIGHT, LED OPTRONICS HOODED INTERIOR & EXT.
	REAR DOOR AJAR BUZZER, PHILLIPS
	LIGHT, 6 EXIT INTERIOR RED LED
4	STANCHION, PADDED YELLOW
	SPEAKER, FORD DRIVER DOOR
	ACCESS PLATE, ANTENNA
	GROUND PLANE, W/O ANTENNA W/COAX PREWIRE
	PREWIRE, IGN-BATT-GND PASS DASH
	SPEAKERS, (6) WITH MIDSHIP
	STANDARD - REAR VIEW CAMERA, W/OEM DISPLAY FORD AEF/SCT

	STANDARD - FLOOR RUBBER, GERFLOR 190-250 SIRIUS
	COVE MOLDING, RUBBER TO SEAT RAIL SC
	STEP NOSING, YELLOW GERFLOR/RCA 36"
	STANDEE LINE, GERFLOR YELLOW 2 X 30
	STANDARD - INTERIOR SIDEWALLS, WHITE FRP SC
	STANDARD - HEADLINER, WHITE FRP SC
	CAB UNDERCOAT OPTION
	SPARE TIRE, LOOSE TRANSIT 20-
	MODESTY PANEL, DRIVER STARBOARD, SCT
	PANEL, DRIVERS PLEX .375 SMOKED SC
	RUNNING BOARD, DR SIDE SCT
	WHEELCHAIR DOOR, SC RR CHALLENGER 48X72
	LIFT, BRAUN CENTURY NCL1000FIB34X54HB-2 1000LB
2	STORAGE BAG, TIEDOWN (KNDYN)
4	SEATBELT EXTENSION, 12"
	DECALS, ADA SPEC
4	SEATBELT, RETRACTABLE 60" (SHORT SLEEVE)
7	SEATBELT, RETRACTABLE 64" (LONG SLEEVE)
	LIGHT LED, SKIRT FLUSH OVAL BELOW LIFT
	LIGHT, LED LIFT INT CEILING MOUNT
	PAINT, NO-PAINT (GR1)
	PAINT WHEELS WHITE, BOTH SIDES - (4)
	DECALS, CUSTOM INTERIOR (QUOTE)
	<i>STD SEATBELT DECAL - UNLEAD FUEL ONLY #77383, NO STANDING #71760, WATCH YOUR STEP #70851, KEEP HEAD, HANDS & FEET INSIDE VEHICLE #71759 EXTERIOR HEIGHT DECAL #0022423-1, NO SMOKING #0028615-2, #0027977 PLEASE REMAIN SEATED UNTIL VEHICLE COMES TO A COMPLETE STOP EMERG DECAL #0039265, EMERG PHONE NUMBER, POLICE, AMBULANCE, FIRE, TRANSPORTATION SYSTEM #0039264</i>
	DECALS, CUSTOM EXTERIOR VINYL GRAPHICS (QUOTE)
	<i>REFLECTIVE TAPE AROUND EGRESS WINDOWS #0029747 CAUTION: STAND CLEAR FOR LIFT OPERATIONS #0039266-CAUTION: LOADING & UNLOADING PASSENGERS #0039267 THIS VEHICLE STOPS AT ALL RAILROAD CROSSINGS #0030617</i>
	<i>STANDARD "ALL PASSENGERS ARE REQUIRED TO WEAR SEAT BELTS WHEN VEHICLE IS IN MOTION" - "EMERGENCY EQUIPMENT" "PRIORITY SEATING"X2 "EMERGENCE EXIT"X5</i>
	2128000M FRONT END TIRE ALIGNMENT

	774000GP Drivers Fan
	ANGEL TRAX VULCAN V12 WITH 6 DOME CAMERAS.
2	SURE-LOK RESTRAINT AL712S-4C WITH L-TRACK
8	FE200750-16 SURE LOCK QUICK STRAP 16" LONG
11	FREEDMAN - ABS BACK PER (1) MID/HI/NOTCHBACK FOLDS ONLY
1	Paratransit Packages (Tire Chains, Jumper Cables, Vehicle Jack and Lug Wrench
1	2 Mylar Blankets, 2 Wool Blankets, Safety Vest, Wheel Chocks

LEGEND

(95) = C/L FRONT TO PASS C.G.



DEALER
APPROVAL
☐ APPROVED

X
CUSTOMER SIGNATURE

DO NOT SCALE DRAWING

DRAWING INFORMATION

THIS DRAWING IS THE PROPERTY OF ELDORADO, A FOREST RIVER COMPANY, AND IS NOT TO BE DUPLICATED OR USED IN ANY WAY DETRIMENTAL TO THEIR BEST INTEREST.

DRAWN: DAWSON CKD:

DATE: 07/07/20 SIZE: A

SCALE: 1/42 WGT:

REV. 06/20

TOLERANCE UNLESS SPECIFIED

SEAT SPACING $\pm .25$ (SEAT SPACING NOT TO BE LESS THAN 28.5")

RESTRAINTS $\pm .25$ (W/C POSITIONS NOT TO BE SMALLER THAN 30 X 48)

REV.	BY	DATE
-	CD	07/07/20

RELEASE TO PRODUCTION

DESCRIPTION

ELDORADO

1655 WALL STREET
SALINA, KS. 67401

TITLE:
ADVANCE 220
36" ENTRY DOOR / WC DOOR (REAR)

UNIT NUMBER
ACF2211-

PAGE
1 OF 1

ESTIMATE WEIGHT WORKSHEET

Unit Number: PROP35845
Date: 07/21/20
Dealer: 0
Customer: 0
Description: ACF220 3WC FL
Max capacity: 11

	FRONT (LBS)	REAR (LBS)	TOTAL (LBS)
Dry weight of unit (No passengers, no fuel)	3439	4943	8382
Curb weight of unit (No passengers, full fuel)	3514	5018	8532
Loaded weight of unit (Full passengers, full fuel)	3595	6587	10182
Vehicle Rating	4630	7275	11000
Overweight condition:	NO (1035)	NO (688)	NO (818)

**BIDDER'S CERTIFICATION
BUY AMERICA**

PRE AWARD AUDIT

**EIDorado Advance 220
FOR
WV
EBUS PROPOSAL 35845**

Pursuant to 49 CFR Part 661, no funds shall be obligated under Federal Mass Transit Act of 1964, as amended or the Surface Transportation Assistance Act of 1982, as amended, unless steel and a manufactured product used in such products are produced in the United States.

COMPONENT	MANUFACTURER	COUNTRY OF ORIGIN	PERCENTAGE OF TOTAL VEHICLE COST
*Base Body	EIDorado National (Kansas), Inc.	US	9.4105%
*Chassis	Ford Motor Company	US	37.2630%
*Alternator and electronic systems	PennTex Industries Inc	US	0.0000%
*Fast Idle/Interlock	InPower, LLC	US	0.4826%
*A/C compressor assemblies	Ford Motor Company	Incl'd in Chassis Price	0.0000%
*A/C evaporator/condenser assemblies	American Cooling Technology	US	1.5317%
*Heating Systems	ProAir LLC	US	0.4309%
*Entry Door Assemblies	EIDorado National (Kansas), Inc.	US	0.1149%
*Entry Door Control Assemblies	A & M Systems	US	0.4022%
*Exit Door	EIDorado National (Kansas), Inc.	US	0.5515%
*Lift Door	Challenger	US	1.4593%
*Hatch	Safefleet Solutions/Transpec	US	0.5056%
*Lift Assembly	BraunAbility	US	5.7222%
*Restraints	Q'Straint/Sure-Lok International LLC	US	2.3613%
*Seats - Driver	Ford Motor Co	Incl'd in Chassis Price	0.0000%
*Seats - Fold	Freedman Seating	US	4.2284%
*Seats - Passenger	Freedman Seating	US	4.3089%
*Battery Tray	MOR/ryde	US	0.9537%
*Bumper Assembly - Rear	Romeo Rim Inc	US	0.3734%
*Camera System	AngelTrax	US	4.7627%
*Mirrors	Rosco	US	0.9307%
TOTAL			75.7934%

The following is a description of the actual location of the final assembly point including a description of the activities that will take place at the final assembly point and the cost of final assembly:

The actual location of the final assembly point shall be: 1655 Wall Street, Salina, KS 67401

Description and activities are as follows:

Cab-chassis is modified to receive the vehicle body	Air conditioning installed
Brake Retarder Installed	Lift installed and tested
Steel sub-frame is fabricated and attached to chassis	Seats installed
Flooring is installed on the sub-frame	Tie-downs installed
Body is attached to chassis sub-frame and floor	Final finish functions performed:
Windows are installed	Exterior paint and markings applied
Doors are installed	Quality control and final testing performed
Electrical wiring harness is installed	Vehicle readied for shipment

Interior paneling and equipment finished out

COST OF FINAL ASSEMBLY

\$21,067.00

Upon written request to the Federal Transit Administration, the Contractor may request a waiver of the above provision. Such a waiver may be granted if FTA determines that:

- A. Their application would be inconsistent with public interest.
- B. Such matters and products are not produced in the United States in sufficient and reasonably available quantities and of satisfactory quality.
- C. In the case of the procurement of bus or other rolling stock (including train control equipment, communication equipment and traction power equipment) under the Federal Mass Transit Act of 1964, as amended, that (a) the cost of all components which are produced in the United States is more than 60 percent of the cost of components of the bus or equipment described in this paragraph, and (b) final assembly of the bus or equipment described in this paragraph has taken place in the United States.
- D. The inclusion of domestic material will increase the cost of the overall project contract by more than 25 percent in the case of projects for the acquisition of rolling stock and 25 percent in the cost of all other projects. For purposes of this section in calculating costs, labor costs involved in final assembly shall not be included in the calculations.

The bidder certifies that it complies with the Buy America requirements of Section 165 (b) (3) of the Surface Transportation Assistance Act of 1982, as amended, and the regulations set forth in 49 CFR Part 661.11.

By:
Title
Manufacturer:
Date:

Michele Carlson
Sales Coordinator
EIDorado National (Kansas), Inc.
July 21, 2020

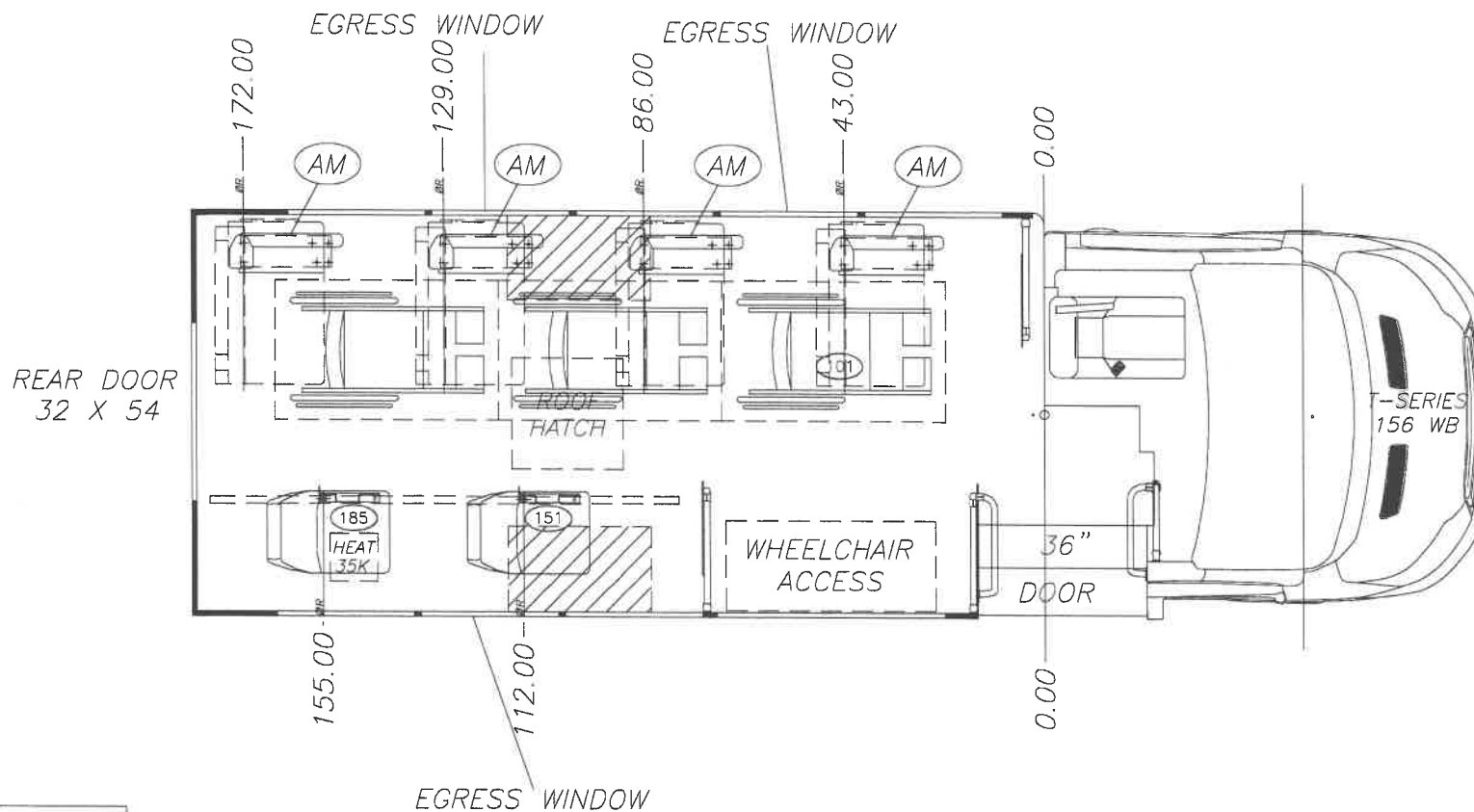
Class D Technical Specifications

	2020 ADVANCE 220 (SCT - FORD T350) RSD
	<i>RAIN GUTTERS OVER WINDOWS, WC LIFT AND PASSENGER DOOR</i>
	2020 FORD TRANSIT 156WB-3.5L V6 GAS ECO-11000GVWR T/C
	STANDARD - BASE PADS, GRAY ABS, SC
	CUSTOMER EXPECTED DELIVERY DATE (MUST HAVE)
	MANUAL, CUSTOM AS-BUILT PARTS, USB
	CUSTOM OVERALL ELEC WIRING SCHEMATIC, USB EP4
	CHASSIS OEM DRIVER SEAT, W/OEM COVER/RH ARM TRANSIT
	CHASSIS, OEM AM/FM/BT/SYNC RADIO 4" DISP SCT
	CHASSIS FEE, TRANSIT/ E-FORD/CHEVY -OLATHE
	SPRING, ADDITIONAL LEAF LIFT SIDE SCT
	TIRE VALVE EXTENSIONS, 6"
	EXHAUST, STREETSIDE 90 W/MORRYDE SCT GAS
	ENTRY DOOR, LOWER BRUSH ASM, 36IN
	FAST IDLE,* W/INTERLOCK INPOWER SCT 2020
	BUMPER, *REAR WRAP BLACK SS SCT
	STANDARD - MUDFLAPS FRONT & REAR SCT
	STAINLESS STEEL SCREWS, EXTERIOR
	RISER, RSD FLR YELLOW 36
	DOOR, *ENTRY 36 ELEC SCT STAINLESS
	EXTERIOR ENTRY DOOR KEY LOCK
	ENTRY DOOR SHIFT BYPASS
	DOOR, *REAR 32 X 54 SCT RSD (2 WINDOWS)
	DOOR HOLD OPEN, OCS PHILLIPS
	WINDOW PACKAGE, 41 X 29 HEHR-1900 TOP-T
	A/C, *ACT 12S HD 75KBTU INWALL
	HEATER, 35K BTU* LOW PROFILE
	HEATER HOSE, 5/8" EPDM (STANDARD)
	HEATER, STEPWELL ELECTRIC
	BATTERY TRAY, STEEL PASS SIDE W/LOCK STAINLESS SC
	PD & BATTERY (2) G31 IN SLIDE TRAY
	STANDARD - ELECTRICAL SYSTEM, SCT EP4
	STANDARD - *CABLINER, VERONA COAL CLOTH SC
	CABLINER,* W/DOOR & SHELF BOTTOM HINGE GRAY SCT
	CABLINER, LANYARD ADDN, STORAGE DOOR, SC

2	SEAT, SINGLE ICS TODDLER SEAT - FREEDMAN
10	SEAT COVER, LEVEL 4
10	SEAT ARMREST, U.S.ARM
8	SEAT, AV GRAB HANDLE- PADDED
	STANDARD - FLOORING, 5/8" EXT. PLYWOOD SC
	STANDARD - DRIVER STANCHION - NO MOD PANEL
	STANDARD - LH ENTRY DOOR STANCHION W/MOD PANEL
	STANCHION, VERTICAL
	STANCHION, VERTICAL WITH MOD PANEL SC
	<i>BEHIND LIFT</i>
	HANDRAIL, OVERHEAD
	HANDRAIL, RIGHT ENTRY ASSIST SCT/SCE
	REVERSE ALARM (102 DB)
	HATCH, TRANSPEC LP WHITE SC
	MIRROR, ROSCO HEAT-REM, SCT
	FIRST AID KIT, 16 UNIT
	DELUXE BLOODBORNE PATHOGEN KIT
	FIRE EXT & REFLECTOR KIT, 5#
	LENS, WIDE ANGLE (REAR)
	LIGHTS, LED EXTERIOR PKG, W/REAR TURN, CMBL, SIDE MARKER/TURN
	<i>NEED 2 REFLECTORS ON EACH SIDE OF THE VEHICLE. AMBER ON THE FRONT AND RED ON THE REAR.</i>
	LIGHTS, LED EXTERIOR PKG, TURNS FLASH W/LIFT-ENT DOOR
	STANDARD - LIGHTS, LED DOME SUPER BRIGHT (3)
	LIGHTS, EMERG FLASH 4" AMBER LED REAR
	LIGHTS, INDEPENDENT BRAKE LED ROUND
	STEPWELL LIGHT, LED OPTRONICS HOODED INTERIOR & EXT.
	REAR DOOR AJAR BUZZER, PHILLIPS
	LIGHT, 6 EXIT INTERIOR RED LED
4	STANCHION, PADDED YELLOW
	SPEAKER, FORD DRIVER DOOR
	ACCESS PLATE, ANTENNA
	GROUND PLANE, W/O ANTENNA W/COAX PREWIRE
	PREWIRE, IGN-BATT-GND PASS DASH
	SPEAKERS, (6) WITH MIDSHIP
	STANDARD - REAR VIEW CAMERA, W/OEM DISPLAY FORD AEF/SCT

	STANDARD - FLOOR RUBBER, GERFLOR 190-250 SIRIUS
	COVE MOLDING, RUBBER TO SEAT RAIL SC
	STEP NOSING, YELLOW GERFLOR/RCA 36"
	STANDEE LINE, GERFLOR YELLOW 2 X 30
	STANDARD - INTERIOR SIDEWALLS, WHITE FRP SC
	STANDARD - HEADLINER, WHITE FRP SC
	CAB UNDERCOAT OPTION
	SPARE TIRE, LOOSE TRANSIT 20-
	MODESTY PANEL, DRIVER STARBOARD, SCT
	PANEL, DRIVERS PLEX .375 SMOKED SC
	RUNNING BOARD, DR SIDE SCT
	WHEELCHAIR DOOR, SC FRT CHALLENGER 48X72
	LIFT, BRAUN CENTURY NCL1000FIB34X54HB-2 1000LB
4	SEAT, FREEDMAN AM NOTCH-BACK DOUBLE FOLDSEAT
3	STORAGE BAG, TIEDOWN (KNDYN)
4	SEATBELT EXTENSION, 12"
	DECALS, ADA SPEC
4	SEATBELT, RETRACTABLE 60" (SHORT SLEEVE)
6	SEATBELT, RETRACTABLE 64" (LONG SLEEVE)
	LIGHT LED, SKIRT FLUSH OVAL BELOW LIFT
	LIGHT, LED LIFT INT CEILING MOUNT
	PAINT, NO-PAINT (GR1)
	PAINT WHEELS WHITE, BOTH SIDES - (4)
	DECALS, CUSTOM INTERIOR (QUOTE)
	<i>STD SEATBELT DECAL - UNLEAD FUEL ONLY #77383, NO STANDING #71760, WATCH YOUR STEP #70851, KEEP HEAD, HANDS & FEET INSIDE VEHICLE #71759 EXTERIOR HEIGHT DECAL #0022423-1, NO SMOKING #0028615-2, #0027977 PLEASE REMAIN SEATED UNTIL VEHICLE COMES TO A COMPLETE STOP EMERG DECAL #0039265, EMERG PHONE NUMBER, POLICE, AMBULANCE, FIRE, TRANSPORTATION SYSTEM #0039264</i>
	DECALS, CUSTOM EXTERIOR VINYL GRAPHICS (QUOTE)
	<i>REFLECTIVE TAPE AROUND EGRESS WINDOWS #0029747 CAUTION: STAND CLEAR FOR LIFT OPERATIONS #0039266-CAUTION: LOADING & UNLOADING PASSENGERS #0039267 THIS VEHICLE STOPS AT ALL RAILROAD CROSSINGS #0030617</i>
	<i>STANDARD "ALL PASSENGERS ARE REQUIRED TO WEAR SEAT BELTS WHEN VEHICLE IS IN MOTION" _ "EMERGENCY EQUIPMENT" "PRIORITY SEATING"X2 "EMERGENCE EXIT"X5</i>

	2128000M FRONT END TIRE ALIGNMENT
	774000GP DRIVERS FAN
	ANGEL TRAX VULCAN V12 WITH 6 DOME CAMERAS.
3	SURE-LOK RESTRAINT AL712S-4C WITH L-TRACK
	<i>WC POSITIONS NOT TO SHARE TRACK. TO BE SEPARATED BY 6"</i>
12	FE200750-16 SURE LOCK QUICK STRAP 16" LONG
8	FREEDMAN - ABS BACK PER (1) MID/HI/NOTCHBACK FOLDS ONLY
1	Paratransit Packages (Tire Chains, Jumper Cables, Vehicle Jack and Lug Wrench
1	2 Mylar Blankets, 2 Wool Blankets, Safety Vest, Wheel Chocks



DEALER
 APPROVAL
☐ APPROVED
 X
 CUSTOMER SIGNATURE

DO NOT SCALE DRAWING		DRAWING INFORMATION				1655 WALL STREET SALINA, KS. 67401	
THIS DRAWING IS THE PROPERTY OF ELDORADO, A FOREST RIVER COMPANY, AND IS NOT TO BE DUPLICATED OR USED IN ANY WAY DETRIMENTAL TO THEIR BEST INTEREST. REV. 06/20		DRAWN:DAWSON CKD:				TITLE: ADVANCE 220 36" ENTRY DOOR / WC DOOR(FRONT)	
		DATE: 07/07/20		SIZE:A			
		SCALE: 1/42		WGT:			
TOLERANCE UNLESS SPECIFIED							
SEAT SPACING ± .25 (SEAT SPACING NOT TO BE LESS THAN 28.5")				-	CD	07/07/20	RELEASE TO PRODUCTION
RESTRAINTS ± .25 (W/C POSITIONS NOT TO BE SMALLER THAN 30 X 48)				REV.	BY	DATE	DESCRIPTION
				UNIT NUMBER ACF2208-			
				PAGE 1 OF 1			

ELDORADO

ESTIMATE WEIGHT WORKSHEET

Unit Number: PROP35835
Date: 07/21/20
Dealer: 0
Customer: 0
Description: ACF220 2WC RL
Max capacity: 14

	FRONT (LBS)	REAR (LBS)	TOTAL (LBS)
Dry weight of unit (No passengers, no fuel)	3316	4886	8202
Curb weight of unit (No passengers, full fuel)	3391	4961	8352
Loaded weight of unit (Full passengers, full fuel)	3657	6895	10552
Vehicle Rating	4630	7275	11000
Overweight condition:	NO (973)	NO (380)	NO (448)

**BIDDER'S CERTIFICATION
BUY AMERICA**

PRE AWARD AUDIT

**EIDorado Advance 220
FOR
WV
EBUS PROPOSAL 35835**

Pursuant to 49 CFR Part 661, no funds shall be obligated under Federal Mass Transit Act of 1964, as amended or the Surface Transportation Assistance Act of 1982, as amended, unless steel and a manufactured product used in such products are produced in the United States.

COMPONENT	MANUFACTURER	COUNTRY OF ORIGIN	PERCENTAGE OF TOTAL VEHICLE COST
*Base Body	EIDorado National (Kansas), Inc.	US	9.5725%
*Chassis	Ford Motor Company	US	37.9041%
*Fast Idle/Interlock	InPower, LLC	US	0.4909%
*A/C compressor assemblies	Ford Motor Company	Incl'd in Chassis Price	0.0000%
*A/C evaporator/condenser assemblies	American Cooling Technology	US	1.5580%
*Heating Systems	ProAir LLC	US	0.4383%
*Entry Door Assemblies	EIDorado National (Kansas), Inc.	US	0.1169%
*Entry Door Control Assemblies	A & M Systems	US	0.4091%
*Exit Door	EIDorado National (Kansas), Inc.	US	0.6428%
*Lift Door	Challenger	US	1.6714%
*Hatch	Safefleet Solutions/Transpec	US	0.5143%
*Lift Assembly	BraunAbility	US	5.8206%
*Restraints	Q'Straint/Sure-Lok International LLC	US	1.6013%
*Seats - Driver	Ford Motor Co	Incl'd in Chassis Price	0.0000%
*Seats - Passenger	Freedman Seating	US	5.6394%
*Battery Tray	MOR/ryde	US	0.9701%
*Bumper Assembly - Rear	Romeo Rim Inc	US	0.3799%
*Camera System	AngelTrax	US	4.8447%
*Mirrors	Rosco	US	0.9467%
TOTAL			73.5209%

The following is a description of the actual location of the final assembly point including a description of the activities that will take place at the final assembly point and the cost of final assembly:

The actual location of the final assembly point shall be: 1655 Wall Street, Salina, KS 67401

Description and activities are as follows:

Cab-chassis is modified to receive the vehicle body	Air conditioning installed
Brake Retarder Installed	Lift installed and tested
Steel sub-frame is fabricated and attached to chassis	Seats installed
Flooring is installed on the sub-frame	Tie-downs installed
Body is attached to chassis sub-frame and floor	Final finish functions performed:
Windows are installed	Exterior paint and markings applied
Doors are installed	Quality control and final testing performed
Electrical wiring harness is installed	Vehicle readied for shipment
Interior paneling and equipment finished out	

COST OF FINAL ASSEMBLY

\$22,655.00

Upon written request to the Federal Transit Administration, the Contractor may request a waiver of the above provision. Such a waiver may be granted if FTA determines that:

- A. Their application would be inconsistent with public interest.
- B. Such matters and products are not produced in the United States in sufficient and reasonably available quantities and of satisfactory quality.
- C. In the case of the procurement of bus or other rolling stock (including train control equipment, communication equipment and traction power equipment) under the Federal Mass Transit Act of 1964, as amended, that (a) the cost of all components which are produced in the United States is more than 60 percent of the cost of components of the bus or equipment described in this paragraph, and (b) final assembly of the bus or equipment described in this paragraph has taken place in the United States.
- D. The inclusion of domestic material will increase the cost of the overall project contract by more than 25 percent in the case of projects for the acquisition of rolling stock and 25 percent in the cost of all other projects. For purposes of this section in calculating costs, labor costs involved in final assembly shall not be included in the calculations.

The bidder certifies that it complies with the Buy America requirements of Section 165 (b) (3) of the Surface Transportation Assistance Act of 1982, as amended, and the regulations set forth in 49 CFR Part 661.11.

By:
Title
Manufacturer:
Date:

Michele Carlson
Sales Coordinator
EIDorado National (Kansas), Inc.
July 21, 2020

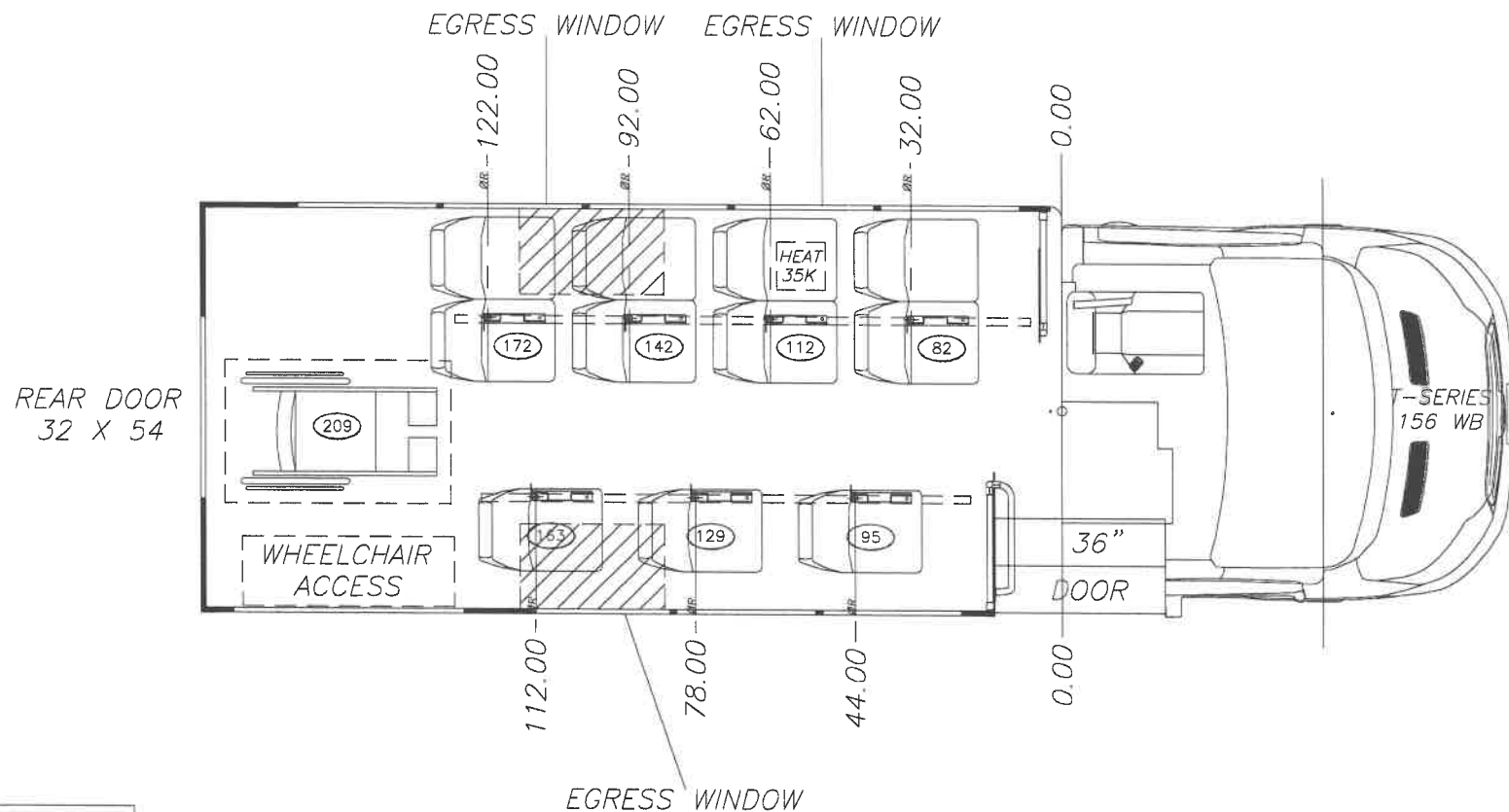
Class E Technical Specifications

	2020 ADVANCE 220 (SCT - FORD T350)
	<i>RAIN GUTTERS OVER WINDOWS, WC LIFT AND PASSENGER DOOR</i>
	2020 FORD TRANSIT 156WB-3.5L V6 GAS ECO-11000GVWR T/C
	STANDARD - BASE PADS, GRAY ABS, SC
	CUSTOMER EXPECTED DELIVERY DATE (MUST HAVE)
	MANUAL, CUSTOM AS-BUILT PARTS, USB
	CUSTOM OVERALL ELEC WIRING SCHEMATIC, USB EP4
	CHASSIS OEM DRIVER SEAT, W/OEM COVER/RH ARM TRANSIT
	CHASSIS, OEM AM/FM/BT/SYNC RADIO 4" DISP SCT
	CHASSIS FEE, TRANSIT/ E-FORD/CHEVY -OLATHE
	SPRING, ADDITIONAL LEAF LIFT SIDE SCT
	TIRE VALVE EXTENSIONS, 6"
	EXHAUST, STREETSIDE 90 W/MORRYDE SCT GAS
	ENTRY DOOR, LOWER BRUSH ASM, 36IN
	FAST IDLE,* W/INTERLOCK INPOWER SCT 2020
	BUMPER, *REAR WRAP BLACK SS SCT
	STANDARD - MUDFLAPS FRONT & REAR SCT
	STAINLESS STEEL SCREWS, EXTERIOR
	DOOR, *ENTRY 36 ELEC SCT STAINLESS
	EXTERIOR ENTRY DOOR KEY LOCK
	ENTRY DOOR SHIFT BYPASS
	DOOR, *REAR 32 X 62 SCT (2 WINDOWS)
	DOOR HOLD OPEN, OCS PHILLIPS
	WINDOW PACKAGE, 41 X 29 HEHR-1900 TOP-T
	A/C, *ACT 12S HD 75KBTU INWALL
	HEATER, 35K BTU* LOW PROFILE
	HEATER HOSE, 5/8" EPDM (STANDARD)
	HEATER, STEPWELL ELECTRIC
	BATTERY TRAY, STEEL PASS SIDE W/LOCK STAINLESS SC
	PD & BATTERY (2) G31 IN SLIDE TRAY
	STANDARD - ELECTRICAL SYSTEM, SCT EP4
	STANDARD - *CABLINER, VERONA COAL CLOTH SC
	CABLINER,* W/DOOR & SHELF BOTTOM HINGE GRAY SCT
	CABLINER, LANYARD ADDN, STORAGE DOOR, SC
2	SEAT,* MID-BACK DOUBLE FREEDMAN (SC)

3	SEAT,* MID-BACK SINGLE FREEDMAN (SC)
2	SEAT, DBL W/ONE ICS TOD SEAT
11	SEAT COVER, LEVEL 4
11	SEAT ARMREST, U.S.ARM
7	SEAT, AV GRAB HANDLE- PADDED
	STANDARD - FLOORING, 5/8" EXT. PLYWOOD SC
	STANDARD - DRIVER STANCHION - NO MOD PANEL
	STANDARD - LH ENTRY DOOR STANCHION W/MOD PANEL
	STANCHION, VERTICAL
	STANCHION, VERTICAL WITH MOD PANEL SC
	<i>BEHIND LAST ROW OF SEATS IN FRONT OF LIFT</i>
2	HANDRAIL, OVERHEAD
	HANDRAIL, RIGHT ENTRY ASSIST SCT/SCE
	REVERSE ALARM (102 DB)
	HATCH, TRANSPEC LP WHITE SC
	MIRROR, ROSCO HEAT-REM, SCT
	FIRST AID KIT, 16 UNIT
	DELUXE BLOODBORNE PATHOGEN KIT
	FIRE EXT & REFLECTOR KIT, 5#
	LENS, WIDE ANGLE (REAR)
	LIGHTS, LED EXTERIOR PKG, W/REAR TURN, CMBL, SIDE MARKER/TURN
	<i>NEED 2 REFLECTORS ON EACH SIDE OF THE VEHICLE. AMBER ON THE FRONT AND RED ON THE REAR.</i>
	LIGHTS, LED EXTERIOR PKG, TURNS FLASH W/LIFT-ENT DOOR
	STANDARD - LIGHTS, LED DOME SUPER BRIGHT (3)
	LIGHTS, EMERG FLASH 4" AMBER LED REAR
	LIGHTS, INDEPENDENT BRAKE LED ROUND
	STEPWELL LIGHT, LED OPTRONICS HOODED INTERIOR & EXT.
	REAR DOOR AJAR BUZZER, PHILLIPS
	LIGHT, 6 EXIT INTERIOR RED LED
4	STANCHION, PADDED YELLOW
	SPEAKER, FORD DRIVER DOOR
	ACCESS PLATE, ANTENNA
	GROUND PLANE, W/O ANTENNA W/COAX PREWIRE
	PREWIRE, IGN-BATT-GND PASS DASH
	SPEAKERS, (6) WITH MIDSHIP

	STANDARD - REAR VIEW CAMERA, W/OEM DISPLAY FORD AEF/SCT
	STANDARD - FLOOR RUBBER, GERFLOR 190-250 SIRIUS
	COVE MOLDING, RUBBER TO SEAT RAIL SC
	STEP NOSING, YELLOW GERFLOR/RCA 36"
	STANDEE LINE, GERFLOR YELLOW 2 X 30
	STANDARD - INTERIOR SIDEWALLS, WHITE FRP SC
	STANDARD - HEADLINER, WHITE FRP SC
	CAB UNDERCOAT OPTION
	SPARE TIRE, LOOSE TRANSIT 20-
	MODESTY PANEL, DRIVER STARBOARD, SCT
	PANEL, DRIVERS PLEX .375 SMOKED SC
	RUNNING BOARD, DR SIDE SCT
	WHEELCHAIR DOOR, SC RR CHALLENGER 48X72
	LIFT, BRAUN CENTURY NCL1000FIB34X54HB-2 1000LB
	STORAGE BAG, TIEDOWN (KNDYN)
4	SEATBELT EXTENSION, 12"
	DECALS, ADA SPEC
4	SEATBELT, RETRACTABLE 60" (SHORT SLEEVE)
7	SEATBELT, RETRACTABLE 64" (LONG SLEEVE)
	LIGHT LED, SKIRT FLUSH OVAL BELOW LIFT
	LIGHT, LED LIFT INT CEILING MOUNT
	PAINT, NO-PAINT (GR1)
	PAINT WHEELS WHITE, BOTH SIDES - (4)
	DECALS, CUSTOM INTERIOR (QUOTE)
	<i>STD SEATBELT DECAL - UNLEAD FUEL ONLY #77383, NO STANDING #71760, WATCH YOUR STEP #70851, KEEP HEAD, HANDS & FEET INSIDE VEHICLE #71759 EXTERIOR HEIGHT DECAL #0022423-1, NO SMOKING #0028615-2, #0027977 PLEASE REMAIN SEATED UNTIL VEHICLE COMES TO A COMPLETE STOP EMERG DECAL #0039265, EMERG PHONE NUMBER, POLICE, AMBULANCE, FIRE, TRANSPORTATION SYSTEM #0039264</i>
	DECALS, CUSTOM EXTERIOR VINYL GRAPHICS (QUOTE)
	<i>REFLECTIVE TAPE AROUND EGRESS WINDOWS #0029747 CAUTION: STAND CLEAR FOR LIFT OPERATIONS #0039266-CAUTION: LOADING & UNLOADING PASSENGERS #0039267 THIS VEHICLE STOPS AT ALL RAILROAD CROSSINGS #0030617</i>
	<i>STANDARD "ALL PASSENGERS ARE REQUIRED TO WEAR SEAT BELTS WHEN VEHICLE IS IN MOTION" - "EMERGENCY EQUIPMENT" "PRIORITY SEATING"X2 "EMERGENCE EXIT"X5</i>

	2128000M FRONT END TIRE ALIGNMENT
	774000GP DRIVERS FAN
	ANGEL TRAX VULCAN V12 WITH 6 DOME CAMERAS.
	SURE-LOK RESTRAINT AL712S-4C WITH L-TRACK
4	FE200750-16 SURE LOCK QUICK STRAP 16" LONG
11	FREEDMAN - ABS BACK PER (1) MID/HI/NOTCHBACK FOLDS ONLY
1	Fixed Route Package- front and side digital destination signs, Passenger Signaling System, PA system, fare box provision and strobe light
1	2 Mylar Blankets, 2 Wool Blankets, Safety Vest, Wheel Chocks



DEALER
 APPROVAL
☐ APPROVED
 X
 CUSTOMER SIGNATURE

DO NOT SCALE DRAWING	DRAWING INFORMATION			
THIS DRAWING IS THE PROPERTY OF ELDORADO, A FOREST RIVER COMPANY, AND IS NOT TO BE DUPLICATED OR USED IN ANY WAY DETRIMENTAL TO THEIR BEST INTEREST. REV. 06/20	DRAWN: DAWSON	CKD:		
	DATE: 07/07/20	SIZE: A		
	SCALE: 1/42	WGT:		
TOLERANCE UNLESS SPECIFIED				
SEAT SPACING $\pm .25$ (SEAT SPACING NOT TO BE LESS THAN 28.5")	-	CD	07/07/20	RELEASE TO PRODUCTION
RESTRAINTS $\pm .25$ (W/C POSITIONS NOT TO BE SMALLER THAN 30 X 48)	REV.	BY	DATE	DESCRIPTION

ELDORADO

1655 WALL STREET
 SALINA, KS. 67401

TITLE:
 ADVANCE 220
 36" ENTRY DOOR / WC DOOR(REAR)

UNIT NUMBER
 ACF2211-

PAGE
 1 OF 1

ESTIMATE WEIGHT WORKSHEET

Unit Number: PROP35844
 Date: 07/21/20
 Dealer: 0
 Customer: 0
 Description: ACF220 1WC RL
 Max capacity: 13

	FRONT (LBS)	REAR (LBS)	TOTAL (LBS)
Dry weight of unit (No passengers, no fuel)	3240	4886	8126
Curb weight of unit (No passengers, full fuel)	3315	4961	8276
Loaded weight of unit (Full passengers, full fuel)	3649	6627	10276
Vehicle Rating	4630	7275	11000
Overweight condition:	NO (981)	NO (648)	NO (724)

**BIDDER'S CERTIFICATION
BUY AMERICA**

PRE AWARD AUDIT

**EIDorado Advance 220
FOR
WV
EBUS PROPOSAL 35844**

Pursuant to 49 CFR Part 661, no funds shall be obligated under Federal Mass Transit Act of 1964, as amended or the Surface Transportation Assistance Act of 1982, as amended, unless steel and a manufactured product used in such products are produced in the United States.

COMPONENT	MANUFACTURER	COUNTRY OF ORIGIN	PERCENTAGE OF TOTAL VEHICLE COST
*Base Body	EIDorado National (Kansas), Inc.	US	9.6657%
*Chassis	Ford Motor Company	US	38.2732%
*Fast Idle/Interlock	InPower, LLC	US	0.4957%
*A/C compressor assemblies	Ford Motor Company	Incl'd in Chassis Price	0.0000%
*A/C evaporator/condenser assemblies	American Cooling Technology	US	1.5732%
*Heating Systems	ProAir LLC	US	0.4426%
*Entry Door Assemblies	EIDorado National (Kansas), Inc.	US	0.1180%
*Entry Door Control Assemblies	A & M Systems	US	0.4131%
*Exit Door	EIDorado National (Kansas), Inc.	US	0.6491%
*Lift Door	Challenger	US	1.6877%
*Hatch	SafeFleet Solutions/Transpec	US	0.5193%
*Lift Assembly	BraunAbility	US	5.8773%
*Restraints	Q'Straint/Sure-Lok International LLC	US	0.8084%
*Seats - Passenger	Freedman Seating	US	5.6944%
*Battery Tray	MOR/ryde	US	0.9795%
*Bumper Assembly - Rear	Romeo Rim Inc	US	0.3836%
*Camera System	AngelTrax	US	4.8918%
*Mirrors	Rosco	US	0.9559%
TOTAL			73.4283%

The following is a description of the actual location of the final assembly point including a description of the activities that will take place at the final assembly point and the cost of final assembly:

The actual location of the final assembly point shall be: 1655 Wall Street, Salina, KS 67401

Description and activities are as follows:

Cab-chassis is modified to receive the vehicle body	Air conditioning installed
Brake Retarder Installed	Lift installed and tested
Steel sub-frame is fabricated and attached to chassis	Seats installed
Flooring is installed on the sub-frame	Tie-downs installed
Body is attached to chassis sub-frame and floor	Final finish functions performed:
Windows are installed	Exterior paint and markings applied
Doors are installed	Quality control and final testing performed
Electrical wiring harness is installed	Vehicle readied for shipment
Interior paneling and equipment finished out	

COST OF FINAL ASSEMBLY

\$22,515.00

Upon written request to the Federal Transit Administration, the Contractor may request a waiver of the above provision. Such a waiver may be granted if FTA determines that:

- A. Their application would be inconsistent with public interest.
- B. Such matters and products are not produced in the United States in sufficient and reasonably available quantities and of satisfactory quality.
- C. In the case of the procurement of bus or other rolling stock (including train control equipment, communication equipment and traction power equipment) under the Federal Mass Transit Act of 1964, as amended, that (a) the cost of all components which are produced in the United States is more than 60 percent of the cost of components of the bus or equipment described in this paragraph, and (b) final assembly of the bus or equipment described in this paragraph has taken place in the United States.
- D. The inclusion of domestic material will increase the cost of the overall project contract by more than 25 percent in the case of projects for the acquisition of rolling stock and 25 percent in the cost of all other projects. For purposes of this section in calculating costs, labor costs involved in final assembly shall not be included in the calculations.

The bidder certifies that it complies with the Buy America requirements of Section 165 (b) (3) of the Surface Transportation Assistance Act of 1982, as amended, and the regulations set forth in 49 CFR Part 661.11.

By:
Title
Manufacturer:
Date:

Michele Carlson
Sales Coordinator
EIDorado National (Kansas), Inc.
July 21, 2020

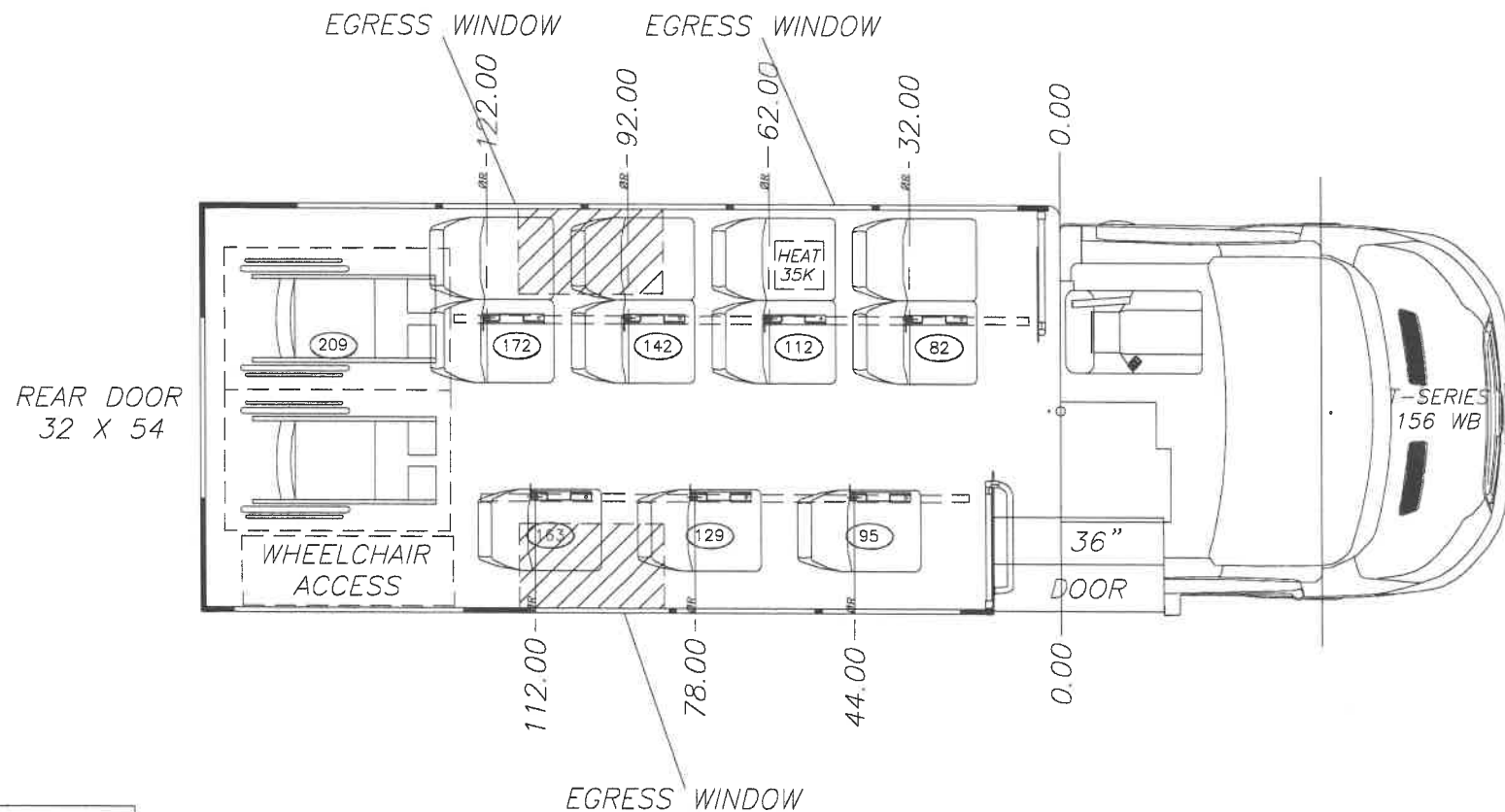
Class F Technical Specifications

	2020 ADVANCE 220 (SCT - FORD T350)
	<i>RAIN GUTTERS OVER WINDOWS, WC LIFT AND PASSENGER DOOR</i>
	2020 FORD TRANSIT 156WB-3.5L V6 GAS ECO-11000GVWR T/C
	STANDARD - BASE PADS, GRAY ABS, SC
	CUSTOMER EXPECTED DELIVERY DATE (MUST HAVE)
	MANUAL, CUSTOM AS-BUILT PARTS, USB
	CUSTOM OVERALL ELEC WIRING SCHEMATIC, USB EP4
	CHASSIS OEM DRIVER SEAT, W/OEM COVER/RH ARM TRANSIT
	CHASSIS, OEM AM/FM/BT/SYNC RADIO 4" DISP SCT
	SPRING, ADDITIONAL LEAF LIFT SIDE SCT
	TIRE VALVE EXTENSIONS, 6"
	EXHAUST, STREETSIDE 90 W/MORRYDE SCT GAS
	ENTRY DOOR, LOWER BRUSH ASM, 36IN
	FAST IDLE,* W/INTERLOCK INPOWER SCT 2020
	BUMPER, *REAR WRAP BLACK SS SCT
	STANDARD - MUDFLAPS FRONT & REAR SCT
	STAINLESS STEEL SCREWS, EXTERIOR
	DOOR, *ENTRY 36 ELEC SCT STAINLESS
	EXTERIOR ENTRY DOOR KEY LOCK
	ENTRY DOOR SHIFT BYPASS
	DOOR, *REAR 32 X 62 SCT
	DOOR HOLD OPEN, OCS PHILLIPS
	WINDOW PACKAGE, 41 X 29 HEHR-1900 TOP-T
	A/C, *ACT 12S HD 75KBTU INWALL
	HEATER, 35K BTU* LOW PROFILE
	HEATER HOSE, 5/8" EPDM (STANDARD)
	HEATER, STEPWELL ELECTRIC
	BATTERY TRAY, STEEL PASS SIDE W/LOCK STAINLESS SC
	PD & BATTERY (2) G31 IN SLIDE TRAY
	STANDARD - ELECTRICAL SYSTEM, SCT EP4
	STANDARD - *CABLINER, VERONA COAL CLOTH SC
	CABLINER,* W/DOOR & SHELF BOTTOM HINGE GRAY SCT
	CABLINER, LANYARD ADDN, STORAGE DOOR, SC
2	SEAT,* MID-BACK DOUBLE FREEDMAN (SC)
3	SEAT,* MID-BACK SINGLE FREEDMAN (SC)

2	SEAT, DBL W/ONE ICS TOD SEAT
11	SEAT COVER, LEVEL 4
11	SEAT ARMREST, U.S.ARM
7	SEAT, AV GRAB HANDLE- PADDED
	STANDARD - FLOORING, 5/8" EXT. PLYWOOD SC
	STANDARD - DRIVER STANCHION - NO MOD PANEL
	STANDARD - LH ENTRY DOOR STANCHION W/MOD PANEL
	STANCHION, VERTICAL
	STANCHION, VERTICAL WITH MOD PANEL SC
	<i>BEHIND LAST ROW OF SEATS IN FRONT OF LIFT</i>
2	HANDRAIL, OVERHEAD
	HANDRAIL, RIGHT ENTRY ASSIST SCT/SCE
	REVERSE ALARM (102 DB)
	HATCH, TRANSPEC LP WHITE SC
	MIRROR, ROSCO HEAT-REM, SCT
	FIRST AID KIT, 16 UNIT
	DELUXE BLOODBORNE PATHOGEN KIT
	FIRE EXT & REFLECTOR KIT, 5#
	LENS, WIDE ANGLE (REAR)
	LIGHTS, LED EXTERIOR PKG, W/REAR TURN, CMBL, SIDE MARKER/TURN
	<i>NEED 2 REFLECTORS ON EACH SIDE OF THE VEHICLE. AMBER ON THE FRONT AND RED ON THE REAR.</i>
	LIGHTS, LED EXTERIOR PKG, TURNS FLASH W/LIFT-ENT DOOR
	STANDARD - LIGHTS, LED DOME SUPER BRIGHT (3)
	LIGHTS, EMERG FLASH 4" AMBER LED REAR
	LIGHTS, INDEPENDENT BRAKE LED ROUND
	STEPWELL LIGHT, LED OPTRONICS HOODED INTERIOR & EXT.
	REAR DOOR AJAR BUZZER, PHILLIPS
	LIGHT, 6 EXIT INTERIOR RED LED
4	STANCHION, PADDED YELLOW
	SPEAKER, FORD DRIVER DOOR
	ACCESS PLATE, ANTENNA
	GROUND PLANE, W/O ANTENNA W/COAX PREWIRE
	PREWIRE, IGN-BATT-GND PASS DASH
	SPEAKERS, (6) WITH MIDSHIP
	STANDARD - REAR VIEW CAMERA, W/OEM DISPLAY FORD AEF/SCT

	STANDARD - FLOOR RUBBER, GERFLOR 190-250 SIRIUS
	COVE MOLDING, RUBBER TO SEAT RAIL SC
	STEP NOSING, YELLOW GERFLOR/RCA 36"
	STANDEE LINE, GERFLOR YELLOW 2 X 30
	STANDARD - INTERIOR SIDEWALLS, WHITE FRP SC
	STANDARD - HEADLINER, WHITE FRP SC
	CAB UNDERCOAT OPTION
	SPARE TIRE, LOOSE TRANSIT 20-
	MODESTY PANEL, DRIVER STARBOARD, SCT
	PANEL, DRIVERS PLEX .375 SMOKED SC
	RUNNING BOARD, DR SIDE SCT
	WHEELCHAIR DOOR, SC RR CHALLENGER 48X72
	LIFT, BRAUN CENTURY NCL1000FIB34X54HB-2 1000LB
2	STORAGE BAG, TIEDOWN (KNDYN)
4	SEATBELT EXTENSION, 12"
	DECALS, ADA SPEC
4	SEATBELT, RETRACTABLE 60" (SHORT SLEEVE)
7	SEATBELT, RETRACTABLE 64" (LONG SLEEVE)
	LIGHT LED, SKIRT FLUSH OVAL BELOW LIFT
	LIGHT, LED LIFT INT CEILING MOUNT
	PAINT, NO-PAINT (GR1)
	PAINT WHEELS WHITE, BOTH SIDES - (4)
	DECALS, CUSTOM INTERIOR (QUOTE)
	<i>STD SEATBELT DECAL - UNLEAD FUEL ONLY #77383, NO STANDING #71760, WATCH YOUR STEP #70851, KEEP HEAD, HANDS & FEET INSIDE VEHICLE #71759 EXTERIOR HEIGHT DECAL #0022423-1, NO SMOKING #0028615-2, #0027977 PLEASE REMAIN SEATED UNTIL VEHICLE COMES TO A COMPLETE STOP EMERG DECAL #0039265, EMERG PHONE NUMBER, POLICE, AMBULANCE, FIRE, TRANSPORTATION SYSTEM #0039264</i>
	DECALS, CUSTOM EXTERIOR VINYL GRAPHICS (QUOTE)
	<i>REFLECTIVE TAPE AROUND EGRESS WINDOWS #0029747 CAUTION: STAND CLEAR FOR LIFT OPERATIONS #0039266-CAUTION: LOADING & UNLOADING PASSENGERS #0039267 THIS VEHICLE STOPS AT ALL RAILROAD CROSSINGS #0030617</i>
	<i>STANDARD "ALL PASSENGERS ARE REQUIRED TO WEAR SEAT BELTS WHEN VEHICLE IS IN MOTION" _ "EMERGENCY EQUIPMENT" "PRIORITY SEATING"X2 "EMERGENCE EXIT"X5</i>
	2128000M FRONT END TIRE ALIGNMENT

	774000GP Drivers Fan
	ANGEL TRAX VULCAN V12 WITH 6 DOME CAMERAS.
2	SURE-LOK RESTRAINT AL712S-4C WITH L-TRACK
8	FE200750-16 SURE LOCK QUICK STRAP 16" LONG
11	FREEDMAN - ABS BACK PER (1) MID/HI/NOTCHBACK FOLDS ONLY
1	Fixed Route Package- front and side digital destination signs, Passenger Signaling System, PA system, fare box provision and strobe light
1	2 Mylar Blankets, 2 Wool Blankets, Safety Vest, Wheel Chocks



DEALER
 APPROVAL
☐ APPROVED
 X
 CUSTOMER SIGNATURE

DO NOT SCALE DRAWING	DRAWING INFORMATION			
THIS DRAWING IS THE PROPERTY OF ELDORADO, A FOREST RIVER COMPANY, AND IS NOT TO BE DUPLICATED OR USED IN ANY WAY DETRIMENTAL TO THEIR BEST INTEREST. REV. 06/20	DRAWN:DAWSON	CKD:		
	DATE: 07/07/20	SIZE:A		
	SCALE: 1/42	WGT:		
	TOLERANCE UNLESS SPECIFIED			
SEAT SPACING ± .25 (SEAT SPACING NOT TO BE LESS THAN 28.5")	-	CD	07/07/20	RELEASE TO PRODUCTION
RESTRAINTS ± .25 (W/C POSITIONS NOT TO BE SMALLER THAN 30 X 48)	REV.	BY	DATE	DESCRIPTION

ELDORADO

1655 WALL STREET
 SALINA, KS. 67401

TITLE:
 ADVANCE 220
 36" ENTRY DOOR / WC DOOR(REAR)

UNIT NUMBER
 ACF2211-

PAGE
 1 OF 1

ESTIMATE WEIGHT WORKSHEET

Unit Number: PROP35845
Date: 07/21/20
Dealer: 0
Customer: 0
Description: ACF220 3WC FL
Max capacity: 11

	FRONT (LBS)	REAR (LBS)	TOTAL (LBS)
Dry weight of unit (No passengers, no fuel)	3439	4943	8382
Curb weight of unit (No passengers, full fuel)	3514	5018	8532
Loaded weight of unit (Full passengers, full fuel)	3595	6587	10182
Vehicle Rating	4630	7275	11000
Overweight condition:	NO (1035)	NO (688)	NO (818)

**BIDDER'S CERTIFICATION
BUY AMERICA**

PRE AWARD AUDIT

**EIDorado Advance 220
FOR
WV
EBUS PROPOSAL 35845**

Pursuant to 49 CFR Part 661, no funds shall be obligated under Federal Mass Transit Act of 1964, as amended or the Surface Transportation Assistance Act of 1982, as amended, unless steel and a manufactured product used in such products are produced in the United States.

COMPONENT	MANUFACTURER	COUNTRY OF ORIGIN	PERCENTAGE OF TOTAL VEHICLE COST
*Base Body	EIDorado National (Kansas), Inc.	US	9.4105%
*Chassis	Ford Motor Company	US	37.2630%
*Alternator and electronic systems	PennTex Industries Inc	US	0.0000%
*Fast Idle/Interlock	InPower, LLC	US	0.4826%
*A/C compressor assemblies	Ford Motor Company	Incl'd in Chassis Price	0.0000%
*A/C evaporator/condenser assemblies	American Cooling Technology	US	1.5317%
*Heating Systems	ProAir LLC	US	0.4309%
*Entry Door Assemblies	EIDorado National (Kansas), Inc.	US	0.1149%
*Entry Door Control Assemblies	A & M Systems	US	0.4022%
*Exit Door	EIDorado National (Kansas), Inc.	US	0.5515%
*Lift Door	Challenger	US	1.4593%
*Hatch	Safefleet Solutions/Transpec	US	0.5056%
*Lift Assembly	BraunAbility	US	5.7222%
*Restraints	Q'Straint/Sure-Lok International LLC	US	2.3613%
*Seats - Driver	Ford Motor Co	Incl'd in Chassis Price	0.0000%
*Seats - Fold	Freedman Seating	US	4.2284%
*Seats - Passenger	Freedman Seating	US	4.3089%
*Battery Tray	MOR/ryde	US	0.9537%
*Bumper Assembly - Rear	Romeo Rim Inc	US	0.3734%
*Camera System	AngelTrax	US	4.7627%
*Mirrors	Rosco	US	0.9307%
TOTAL			75.7934%

The following is a description of the actual location of the final assembly point including a description of the activities that will take place at the final assembly point and the cost of final assembly:

The actual location of the final assembly point shall be: 1655 Wall Street, Salina, KS 67401

Description and activities are as follows:

Cab-chassis is modified to receive the vehicle body	Air conditioning installed
Brake Retarder Installed	Lift installed and tested
Steel sub-frame is fabricated and attached to chassis	Seats installed
Flooring is installed on the sub-frame	Tie-downs installed
Body is attached to chassis sub-frame and floor	Final finish functions performed:
Windows are installed	Exterior paint and markings applied
Doors are installed	Quality control and final testing performed
Electrical wiring harness is installed	Vehicle readied for shipment

Interior paneling and equipment finished out

COST OF FINAL ASSEMBLY

\$21,067.00

Upon written request to the Federal Transit Administration, the Contractor may request a waiver of the above provision. Such a waiver may be granted if FTA determines that:

- A. Their application would be inconsistent with public interest.
- B. Such matters and products are not produced in the United States in sufficient and reasonably available quantities and of satisfactory quality.
- C. In the case of the procurement of bus or other rolling stock (including train control equipment, communication equipment and traction power equipment) under the Federal Mass Transit Act of 1964, as amended, that (a) the cost of all components which are produced in the United States is more than 60 percent of the cost of components of the bus or equipment described in this paragraph, and (b) final assembly of the bus or equipment described in this paragraph has taken place in the United States.
- D. The inclusion of domestic material will increase the cost of the overall project contract by more than 25 percent in the case of projects for the acquisition of rolling stock and 25 percent in the cost of all other projects. For purposes of this section in calculating costs, labor costs involved in final assembly shall not be included in the calculations.

The bidder certifies that it complies with the Buy America requirements of Section 165 (b) (3) of the Surface Transportation Assistance Act of 1982, as amended, and the regulations set forth in 49 CFR Part 661.11.

By:
Title
Manufacturer:
Date:

Michele Carlson
Sales Coordinator
ElDorado National (Kansas), Inc.
July 21, 2020

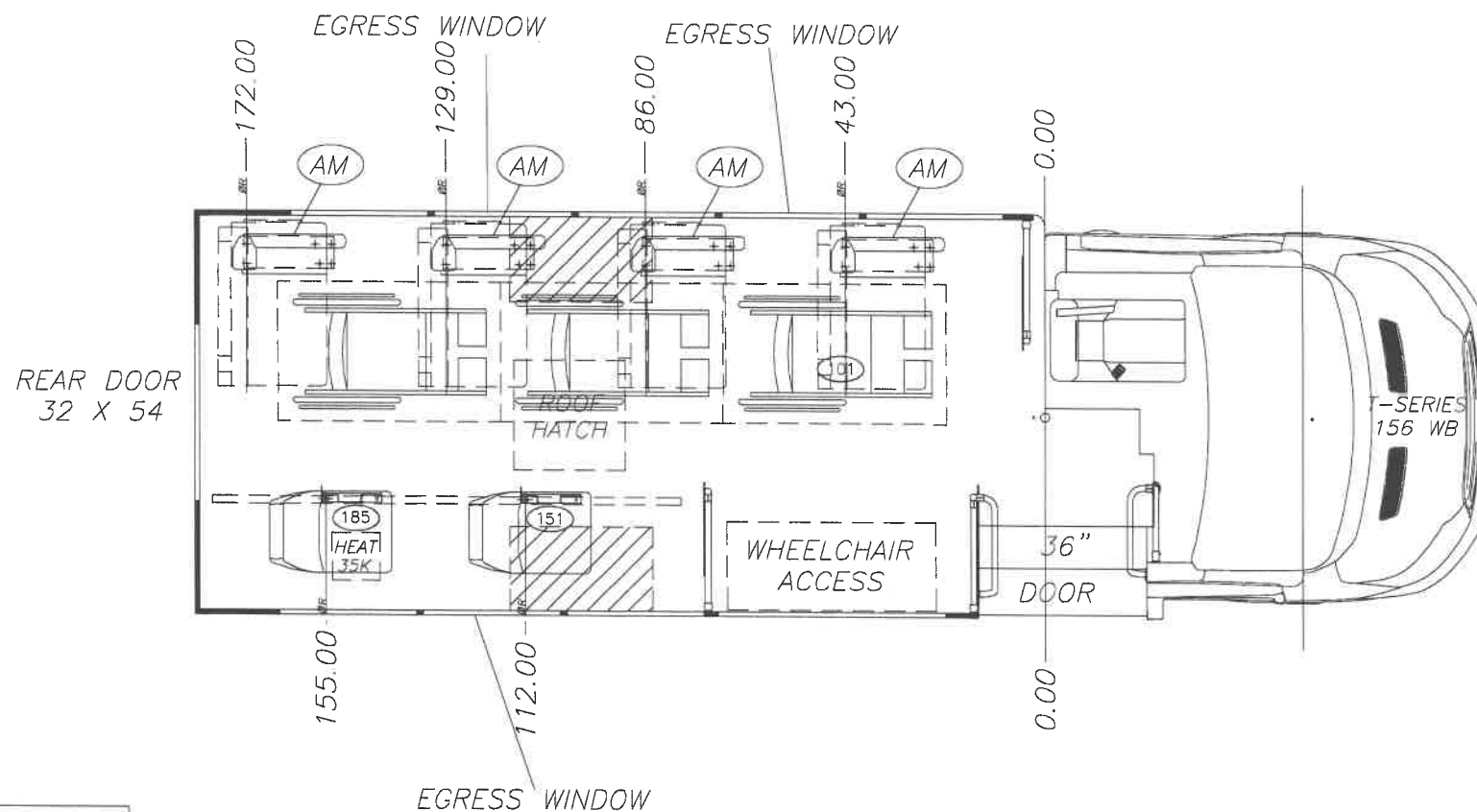
Class G Technical Specifications

<input type="checkbox"/>	2020 ADVANCE 220 (SCT - FORD T350) RSD
<input type="checkbox"/>	<i>RAIN GUTTERS OVER WINDOWS, WC LIFT AND PASSENGER DOOR</i>
<input type="checkbox"/>	2020 FORD TRANSIT 156WB-3.5L V6 GAS ECO-11000GVWR T/C
<input type="checkbox"/>	STANDARD - BASE PADS, GRAY ABS, SC
<input type="checkbox"/>	CUSTOMER EXPECTED DELIVERY DATE (MUST HAVE)
<input type="checkbox"/>	MANUAL, CUSTOM AS-BUILT PARTS, USB
<input type="checkbox"/>	CUSTOM OVERALL ELEC WIRING SCHEMATIC, USB EP4
<input type="checkbox"/>	CHASSIS OEM DRIVER SEAT, W/OEM COVER/RH ARM TRANSIT
<input type="checkbox"/>	CHASSIS, OEM AM/FM/BT/SYNC RADIO 4" DISP SCT
<input type="checkbox"/>	CHASSIS FEE, TRANSIT/ E-FORD/CHEVY -OLATHE
<input type="checkbox"/>	SPRING, ADDITIONAL LEAF LIFT SIDE SCT
<input type="checkbox"/>	TIRE VALVE EXTENSIONS, 6"
<input type="checkbox"/>	EXHAUST, STREETSIDE 90 W/MORRYDE SCT GAS
<input type="checkbox"/>	ENTRY DOOR, LOWER BRUSH ASM, 36IN
<input type="checkbox"/>	FAST IDLE,* W/INTERLOCK INPOWER SCT 2020
<input type="checkbox"/>	BUMPER, *REAR WRAP BLACK SS SCT
<input type="checkbox"/>	STANDARD - MUDFLAPS FRONT & REAR SCT
<input type="checkbox"/>	STAINLESS STEEL SCREWS, EXTERIOR
<input type="checkbox"/>	RISER, RSD FLR YELLOW 36
<input type="checkbox"/>	DOOR, *ENTRY 36 ELEC SCT STAINLESS
<input type="checkbox"/>	EXTERIOR ENTRY DOOR KEY LOCK
<input type="checkbox"/>	ENTRY DOOR SHIFT BYPASS
<input type="checkbox"/>	DOOR, *REAR 32 X 54 SCT RSD (2 WINDOWS)
<input type="checkbox"/>	DOOR HOLD OPEN, OCS PHILLIPS
<input type="checkbox"/>	WINDOW PACKAGE, 41 X 29 HEHR-1900 TOP-T
<input type="checkbox"/>	A/C, *ACT 12S HD 75KBTU INWALL
<input type="checkbox"/>	HEATER, 35K BTU* LOW PROFILE
<input type="checkbox"/>	HEATER HOSE, 5/8" EPDM (STANDARD)
<input type="checkbox"/>	HEATER, STEPWELL ELECTRIC
<input type="checkbox"/>	BATTERY TRAY, STEEL PASS SIDE W/LOCK STAINLESS SC
<input type="checkbox"/>	PD & BATTERY (2) G31 IN SLIDE TRAY
<input type="checkbox"/>	STANDARD - ELECTRICAL SYSTEM, SCT EP4
<input type="checkbox"/>	STANDARD - *CABLINER, VERONA COAL CLOTH SC
<input type="checkbox"/>	CABLINER,* W/DOOR & SHELF BOTTOM HINGE GRAY SCT
<input type="checkbox"/>	CABLINER, LANYARD ADDN, STORAGE DOOR, SC

2	SEAT, SINGLE ICS TODDLER SEAT - FREEDMAN
10	SEAT COVER, LEVEL 4
10	SEAT ARMREST, U.S.ARM
8	SEAT, AV GRAB HANDLE- PADDED
	STANDARD - FLOORING, 5/8" EXT. PLYWOOD SC
	STANDARD - DRIVER STANCHION - NO MOD PANEL
	STANDARD - LH ENTRY DOOR STANCHION W/MOD PANEL
	STANCHION, VERTICAL
	STANCHION, VERTICAL WITH MOD PANEL SC
	<i>BEHIND LIFT</i>
	HANDRAIL, OVERHEAD
	HANDRAIL, RIGHT ENTRY ASSIST SCT/SCE
	REVERSE ALARM (102 DB)
	HATCH, TRANSPEC LP WHITE SC
	MIRROR, ROSCO HEAT-REM, SCT
	FIRST AID KIT, 16 UNIT
	DELUXE BLOODBORNE PATHOGEN KIT
	FIRE EXT & REFLECTOR KIT, 5#
	LENS, WIDE ANGLE (REAR)
	LIGHTS, LED EXTERIOR PKG, W/REAR TURN, CMBL, SIDE MARKER/TURN
	<i>NEED 2 REFLECTORS ON EACH SIDE OF THE VEHICLE. AMBER ON THE FRONT AND RED ON THE REAR.</i>
	LIGHTS, LED EXTERIOR PKG, TURNS FLASH W/LIFT-ENT DOOR
	STANDARD - LIGHTS, LED DOME SUPER BRIGHT (3)
	LIGHTS, EMERG FLASH 4" AMBER LED REAR
	LIGHTS, INDEPENDENT BRAKE LED ROUND
	STEPWELL LIGHT, LED OPTRONICS HOODED INTERIOR & EXT.
	REAR DOOR AJAR BUZZER, PHILLIPS
	LIGHT, 6 EXIT INTERIOR RED LED
4	STANCHION, PADDED YELLOW
	SPEAKER, FORD DRIVER DOOR
	ACCESS PLATE, ANTENNA
	GROUND PLANE, W/O ANTENNA W/COAX PREWIRE
	PREWIRE, IGN-BATT-GND PASS DASH
	SPEAKERS, (6) WITH MIDSHIP
	STANDARD - REAR VIEW CAMERA, W/OEM DISPLAY FORD AEF/SCT

	STANDARD - FLOOR RUBBER, GERFLOR 190-250 SIRIUS
	COVE MOLDING, RUBBER TO SEAT RAIL SC
	STEP NOSING, YELLOW GERFLOR/RCA 36"
	STANDEE LINE, GERFLOR YELLOW 2 X 30
	STANDARD - INTERIOR SIDEWALLS, WHITE FRP SC
	STANDARD - HEADLINER, WHITE FRP SC
	CAB UNDERCOAT OPTION
	SPARE TIRE, LOOSE TRANSIT 20-
	MODESTY PANEL, DRIVER STARBOARD, SCT
	PANEL, DRIVERS PLEX .375 SMOKED SC
	RUNNING BOARD, DR SIDE SCT
	WHEELCHAIR DOOR, SC FRT CHALLENGER 48X72
	LIFT, BRAUN CENTURY NCL1000FIB34X54HB-2 1000LB
4	SEAT, FREEDMAN AM NOTCH-BACK DOUBLE FOLDSEAT
3	STORAGE BAG, TIEDOWN (KNDYN)
4	SEATBELT EXTENSION, 12"
	DECALS, ADA SPEC
4	SEATBELT, RETRACTABLE 60" (SHORT SLEEVE)
6	SEATBELT, RETRACTABLE 64" (LONG SLEEVE)
	LIGHT LED, SKIRT FLUSH OVAL BELOW LIFT
	LIGHT, LED LIFT INT CEILING MOUNT
	PAINT, NO-PAINT (GR1)
	PAINT WHEELS WHITE, BOTH SIDES - (4)
	DECALS, CUSTOM INTERIOR (QUOTE)
	<i>STD SEATBELT DECAL - UNLEAD FUEL ONLY #77383, NO STANDING #71760, WATCH YOUR STEP #70851, KEEP HEAD, HANDS & FEET INSIDE VEHICLE #71759 EXTERIOR HEIGHT DECAL #0022423-1, NO SMOKING #0028615-2, #0027977 PLEASE REMAIN SEATED UNTIL VEHICLE COMES TO A COMPLETE STOP EMERG DECAL #0039265, EMERG PHONE NUMBER, POLICE, AMBULANCE, FIRE, TRANSPORTATION SYSTEM #0039264</i>
	DECALS, CUSTOM EXTERIOR VINYL GRAPHICS (QUOTE)
	<i>REFLECTIVE TAPE AROUND EGRESS WINDOWS #0029747 CAUTION: STAND CLEAR FOR LIFT OPERATIONS #0039266-CAUTION: LOADING & UNLOADING PASSENGERS #0039267 THIS VEHICLE STOPS AT ALL RAILROAD CROSSINGS #0030617</i>
	<i>STANDARD "ALL PASSENGERS ARE REQUIRED TO WEAR SEAT BELTS WHEN VEHICLE IS IN MOTION" - "EMERGENCY EQUIPMENT" "PRIORITY SEATING"X2 "EMERGENCE EXIT"X5</i>

	2128000M FRONT END TIRE ALIGNMENT
	774000GP DRIVERS FAN
	ANGEL TRAX VULCAN V12 WITH 6 DOME CAMERAS.
3	SURE-LOK RESTRAINT AL712S-4C WITH L-TRACK
	<i>WC POSITIONS NOT TO SHARE TRACK. TO BE SEPARATED BY 6"</i>
12	FE200750-16 SURE LOCK QUICK STRAP 16" LONG
8	FREEDMAN - ABS BACK PER (1) MID/HI/NOTCHBACK FOLDS ONLY
1	Fixed Route Package- front and side digital destination signs, Passenger Signaling System, PA system, fare box provision and strobe light
1	2 Mylar Blankets, 2 Wool Blankets, Safety Vest, Wheel Chocks



DEALER
APPROVAL
APPROVED

X

CUSTOMER SIGNATURE

DO NOT SCALE DRAWING

THIS DRAWING IS THE PROPERTY OF ELDERADO,
A FOREST RIVER COMPANY, AND IS NOT TO BE
DUPLICATED OR USED IN ANY WAY DETRIMENTAL
TO THEIR BEST INTEREST.

REV. 06/20

DRAWING INFORMATION

DRAWN:DAWSON CKD:

DATE: 07/07/20	SIZE: A
----------------	---------

SCALE: 1/42

WGT:

TOLERANCE UNLESS SPECIFIED

SEAT SPACING $\pm .25$ (SEAT SPACING NOT TO BE LESS THAN 28.5")

RESTRAINTS $\pm .25$ (W/C POSITIONS NOT TO BE SMALLER THAN 30 X 48)

—	CD	07/07/20
REV.	BY	DATE

RELEASE TO PRODUCTION

DESCRIPTION

ELDORADO

1655 WALL STREET
SALINA, KS. 67401

TITLE:
ADVANCE 220
36" ENTRY DOOR / WC DOOR(FRONT)

UNIT NUMBER
ACF2208-

PAGE
1 OF 1

ESTIMATE WEIGHT WORKSHEET

Unit Number: PROP35835
Date: 07/21/20
Dealer: 0
Customer: 0
Description: ACF220 2WC RL
Max capacity: 14

	FRONT (LBS)	REAR (LBS)	TOTAL (LBS)
Dry weight of unit (No passengers, no fuel)	3316	4886	8202
Curb weight of unit (No passengers, full fuel)	3391	4961	8352
Loaded weight of unit (Full passengers, full fuel)	3657	6895	10552
Vehicle Rating	4630	7275	11000
Overweight condition:	NO (973)	NO (380)	NO (448)

**BIDDER'S CERTIFICATION
BUY AMERICA**

PRE AWARD AUDIT

**EIDorado Advance 220
FOR
WV
EBUS PROPOSAL 35835**

Pursuant to 49 CFR Part 661, no funds shall be obligated under Federal Mass Transit Act of 1964, as amended or the Surface Transportation Assistance Act of 1982, as amended, unless steel and a manufactured product used in such products are produced in the United States.

COMPONENT	MANUFACTURER	COUNTRY OF ORIGIN	PERCENTAGE OF TOTAL VEHICLE COST
*Base Body	EIDorado National (Kansas), Inc.	US	9.5725%
*Chassis	Ford Motor Company	US	37.9041%
*Fast Idle/Interlock	InPower, LLC	US	0.4909%
*A/C compressor assemblies	Ford Motor Company	Incl'd in Chassis Price	0.0000%
*A/C evaporator/condenser assemblies	American Cooling Technology	US	1.5580%
*Heating Systems	ProAir LLC	US	0.4383%
*Entry Door Assemblies	EIDorado National (Kansas), Inc.	US	0.1169%
*Entry Door Control Assemblies	A & M Systems	US	0.4091%
*Exit Door	EIDorado National (Kansas), Inc.	US	0.6428%
*Lift Door	Challenger	US	1.6714%
*Hatch	Safefleet Solutions/Transpec	US	0.5143%
*Lift Assembly	BraunAbility	US	5.8206%
*Restraints	Q'Straint/Sure-Lok International LLC	US	1.6013%
*Seats - Driver	Ford Motor Co	Incl'd in Chassis Price	0.0000%
*Seats - Passenger	Freedman Seating	US	5.6394%
*Battery Tray	MOR/ryde	US	0.9701%
*Bumper Assembly - Rear	Romeo Rim Inc	US	0.3799%
*Camera System	AngelTrax	US	4.8447%
*Mirrors	Rosco	US	0.9467%
TOTAL			73.5209%

The following is a description of the actual location of the final assembly point including a description of the activities that will take place at the final assembly point and the cost of final assembly:

The actual location of the final assembly point shall be: 1655 Wall Street, Salina, KS 67401

Description and activities are as follows:

Cab-chassis is modified to receive the vehicle body
Brake Retarder Installed
Steel sub-frame is fabricated and attached to chassis
Flooring is installed on the sub-frame
Body is attached to chassis sub-frame and floor
Windows are installed
Doors are installed
Electrical wiring harness is installed
Interior paneling and equipment finished out

Air conditioning installed
Lift installed and tested
Seats installed
Tie-downs installed
Final finish functions performed:
Exterior paint and markings applied
Quality control and final testing performed
Vehicle readied for shipment

COST OF FINAL ASSEMBLY

\$22,655.00

Upon written request to the Federal Transit Administration, the Contractor may request a waiver of the above provision. Such a waiver may be granted if FTA determines that:

- A. Their application would be inconsistent with public interest.
- B. Such matters and products are not produced in the United States in sufficient and reasonably available quantities and of satisfactory quality.
- C. In the case of the procurement of bus or other rolling stock (including train control equipment, communication equipment and traction power equipment) under the Federal Mass Transit Act of 1964, as amended, that (a) the cost of all components which are produced in the United States is more than 60 percent of the cost of components of the bus or equipment described in this paragraph, and (b) final assembly of the bus or equipment described in this paragraph has taken place in the United States.
- D. The inclusion of domestic material will increase the cost of the overall project contract by more than 25 percent in the case of projects for the acquisition of rolling stock and 25 percent in the cost of all other projects. For purposes of this section in calculating costs, labor costs involved in final assembly shall not be included in the calculations.

The bidder certifies that it complies with the Buy America requirements of Section 165 (b) (3) of the Surface Transportation Assistance Act of 1982, as amended, and the regulations set forth in 49 CFR Part 661.11.

By:
Title
Manufacturer:
Date:

Michele Carlson
Sales Coordinator
EIDorado National (Kansas), Inc.
July 21, 2020

Class H Technical Specifications

	2020 ADVANCE 220 (SCT - FORD T350)
	<i>RAIN GUTTERS OVER WINDOWS, WC LIFT AND PASSENGER DOOR</i>
	2020 FORD TRANSIT 156WB-3.5L V6 GAS ECO-11000GVWR T/C
	STANDARD - BASE PADS, GRAY ABS, SC
	CUSTOMER EXPECTED DELIVERY DATE (MUST HAVE)
	MANUAL, CUSTOM AS-BUILT PARTS, USB
	CUSTOM OVERALL ELEC WIRING SCHEMATIC, USB EP4
	CHASSIS OEM DRIVER SEAT, W/OEM COVER/RH ARM TRANSIT
	CHASSIS, OEM AM/FM/BT/SYNC RADIO 4" DISP SCT
	CHASSIS FEE, TRANSIT/ E-FORD/CHEVY -OLATHE
	SPRING, ADDITIONAL LEAF LIFT SIDE SCT
	TIRE VALVE EXTENSIONS, 6"
	EXHAUST, STREETSIDE 90 W/MORRYDE SCT GAS
	ENTRY DOOR, LOWER BRUSH ASM, 36IN
	FAST IDLE,* W/INTERLOCK INPOWER SCT 2020
	BUMPER, *REAR WRAP BLACK SS SCT
	STANDARD - MUDFLAPS FRONT & REAR SCT
	STAINLESS STEEL SCREWS, EXTERIOR
	DOOR, *ENTRY 36 ELEC SCT STAINLESS
	EXTERIOR ENTRY DOOR KEY LOCK
	ENTRY DOOR SHIFT BYPASS
	DOOR, *REAR 32 X 62 SCT (2 WINDOWS)
	DOOR HOLD OPEN, OCS PHILLIPS
	WINDOW PACKAGE, 41 X 29 HEHR-1900 TOP-T
	A/C, *ACT 12S HD 75KBTU INWALL
	HEATER, 35K BTU* LOW PROFILE
	HEATER HOSE, 5/8" EPDM (STANDARD)
	HEATER, STEPWELL ELECTRIC
	BATTERY TRAY, STEEL PASS SIDE W/LOCK STAINLESS SC
	PD & BATTERY (2) G31 IN SLIDE TRAY
	STANDARD - ELECTRICAL SYSTEM, SCT EP4
	STANDARD - *CABLINER, VERONA COAL CLOTH SC
	CABLINER,* W/DOOR & SHELF BOTTOM HINGE GRAY SCT
	CABLINER, LANYARD ADDN, STORAGE DOOR, SC
2	SEAT,* MID-BACK DOUBLE FREEDMAN (SC)

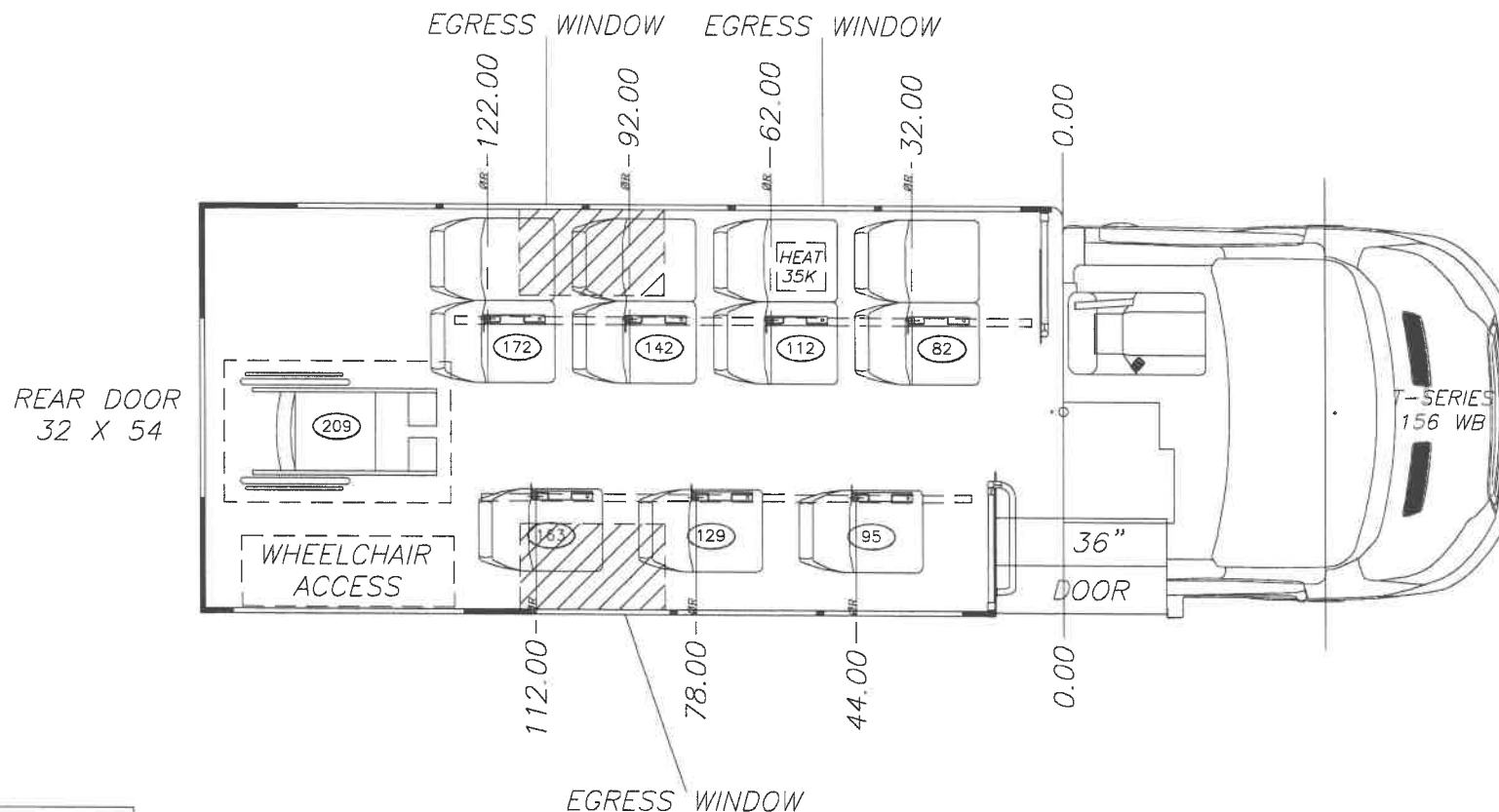
3	SEAT,* MID-BACK SINGLE FREEDMAN (SC)
2	SEAT, DBL W/ONE ICS TOD SEAT
11	SEAT COVER, LEVEL 4
11	SEAT ARMREST, U.S.ARM
7	SEAT, AV GRAB HANDLE- PADDED
	STANDARD - FLOORING, 5/8" EXT. PLYWOOD SC
	STANDARD - DRIVER STANCHION - NO MOD PANEL
	STANDARD - LH ENTRY DOOR STANCHION W/MOD PANEL
	STANCHION, VERTICAL
	STANCHION, VERTICAL WITH MOD PANEL SC
	<i>BEHIND LAST ROW OF SEATS IN FRONT OF LIFT</i>
2	HANDRAIL, OVERHEAD
	HANDRAIL, RIGHT ENTRY ASSIST SCT/SCE
	REVERSE ALARM (102 DB)
	HATCH, TRANSPEC LP WHITE SC
	MIRROR, ROSCO HEAT-REM, SCT
	FIRST AID KIT, 16 UNIT
	DELUXE BLOODBORNE PATHOGEN KIT
	FIRE EXT & REFLECTOR KIT, 5#
	LENS, WIDE ANGLE (REAR)
	LIGHTS, LED EXTERIOR PKG, W/REAR TURN, CMBL, SIDE MARKER/TURN
	<i>NEED 2 REFLECTORS ON EACH SIDE OF THE VEHICLE. AMBER ON THE FRONT AND RED ON THE REAR.</i>
	LIGHTS, LED EXTERIOR PKG, TURNS FLASH W/LIFT-ENT DOOR
	STANDARD - LIGHTS, LED DOME SUPER BRIGHT (3)
	LIGHTS, EMERG FLASH 4" AMBER LED REAR
	LIGHTS, INDEPENDENT BRAKE LED ROUND
	STEPWELL LIGHT, LED OPTRONICS HOODED INTERIOR & EXT.
	REAR DOOR AJAR BUZZER, PHILLIPS
	LIGHT, 6 EXIT INTERIOR RED LED
4	STANCHION, PADDED YELLOW
	SPEAKER, FORD DRIVER DOOR
	ACCESS PLATE, ANTENNA
	GROUND PLANE, W/O ANTENNA W/COAX PREWIRE
	PREWIRE, IGN-BATT-GND PASS DASH
	SPEAKERS, (6) WITH MIDSHIP

	STANDARD - REAR VIEW CAMERA, W/OEM DISPLAY FORD AEF/SCT
	STANDARD - FLOOR RUBBER, GERFLOR 190-250 SIRIUS
	COVE MOLDING, RUBBER TO SEAT RAIL SC
	STEP NOSING, YELLOW GERFLOR/RCA 36"
	STANDEE LINE, GERFLOR YELLOW 2 X 30
	STANDARD - INTERIOR SIDEWALLS, WHITE FRP SC
	STANDARD - HEADLINER, WHITE FRP SC
	CAB UNDERCOAT OPTION
	SPARE TIRE, LOOSE TRANSIT 20-
	MODESTY PANEL, DRIVER STARBOARD, SCT
	PANEL, DRIVERS PLEX .375 SMOKED SC
	RUNNING BOARD, DR SIDE SCT
	WHEELCHAIR DOOR, SC RR CHALLENGER 48X72
	LIFT, BRAUN CENTURY NCL1000FIB34X54HB-2 1000LB
	STORAGE BAG, TIEDOWN (KNDYN)
4	SEATBELT EXTENSION, 12"
	DECALS, ADA SPEC
4	SEATBELT, RETRACTABLE 60" (SHORT SLEEVE)
7	SEATBELT, RETRACTABLE 64" (LONG SLEEVE)
	LIGHT LED, SKIRT FLUSH OVAL BELOW LIFT
	LIGHT, LED LIFT INT CEILING MOUNT
	PAINT, NO-PAINT (GR1)
	PAINT WHEELS WHITE, BOTH SIDES - (4)
	DECALS, CUSTOM INTERIOR (QUOTE)
	<i>STD SEATBELT DECAL - UNLEAD FUEL ONLY #77383, NO STANDING #71760, WATCH YOUR STEP #70851, KEEP HEAD, HANDS & FEET INSIDE VEHICLE #71759 EXTERIOR HEIGHT DECAL #0022423-1, NO SMOKING #0028615-2, #0027977 PLEASE REMAIN SEATED UNTIL VEHICLE COMES TO A COMPLETE STOP EMERG DECAL #0039265, EMERG PHONE NUMBER, POLICE, AMBULANCE, FIRE, TRANSPORTATION SYSTEM #0039264</i>
	DECALS, CUSTOM EXTERIOR VINYL GRAPHICS (QUOTE)
	<i>REFLECTIVE TAPE AROUND EGRESS WINDOWS #0029747 CAUTION: STAND CLEAR FOR LIFT OPERATIONS #0039266-CAUTION: LOADING & UNLOADING PASSENGERS #0039267 THIS VEHICLE STOPS AT ALL RAILROAD CROSSINGS #0030617</i>
	<i>STANDARD "ALL PASSENGERS ARE REQUIRED TO WEAR SEAT BELTS WHEN VEHICLE IS IN MOTION" _ "EMERGENCY EQUIPMENT" "PRIORITY SEATING"X2 "EMERGENCE EXIT"X5</i>

	2128000M FRONT END TIRE ALIGNMENT
	774000GP DRIVERS FAN
	ANGEL TRAX VULCAN V12 WITH 6 DOME CAMERAS.
	SURE-LOK RESTRAINT AL712S-4C WITH L-TRACK
4	FE200750-16 SURE LOCK QUICK STRAP 16" LONG
11	FREEDMAN - ABS BACK PER (1) MID/HI/NOTCHBACK FOLDS ONLY
1	Fixed Route Package- front and side digital destination signs, Passenger Signaling System, PA system, fare box provision and strobe light
1	2 Mylar Blankets, 2 Wool Blankets, Safety Vest, Wheel Chocks
1	Full Body Paint

LEGEND

(95) = C/L FRONT TO PASS C.G.



DEALER
APPROVAL

☐ APPROVED

X

CUSTOMER SIGNATURE

DO NOT SCALE DRAWING

DRAWING INFORMATION

THIS DRAWING IS THE PROPERTY OF ELDORADO, A FOREST RIVER COMPANY, AND IS NOT TO BE DUPLICATED OR USED IN ANY WAY DETRIMENTAL TO THEIR BEST INTEREST.

DRAWN: DAWSON CKD:

DATE: 07/07/20 SIZE: A

SCALE: 1/42 WGT:

REV. 06/20

TOLERANCE UNLESS SPECIFIED

SEAT SPACING $\pm .25$ (SEAT SPACING NOT TO BE LESS THAN 28.5")

RESTRAINTS $\pm .25$ (W/C POSITIONS NOT TO BE SMALLER THAN 30 X 48)

CD 07/07/20

RELEASE TO PRODUCTION

REV. BY DATE

DESCRIPTION

ELDORADO

1655 WALL STREET
SALINA, KS. 67401

TITLE:
ADVANCE 220
36" ENTRY DOOR / WC DOOR(REAR)

UNIT NUMBER
ACF2211-

PAGE
1 OF 1

ESTIMATE WEIGHT WORKSHEET

Unit Number: PROP35844
Date: 07/21/20
Dealer: 0
Customer: 0
Description: ACF220 1WC RL
Max capacity: 13

	FRONT (LBS)	REAR (LBS)	TOTAL (LBS)
Dry weight of unit (No passengers, no fuel)	3240	4886	8126
Curb weight of unit (No passengers, full fuel)	3315	4961	8276
Loaded weight of unit (Full passengers, full fuel)	3649	6627	10276
Vehicle Rating	4630	7275	11000
Overweight condition:	NO (981)	NO (648)	NO (724)

**BIDDER'S CERTIFICATION
BUY AMERICA**

PRE AWARD AUDIT

**EIDorado Advance 220
FOR
WV
EBUS PROPOSAL 35844**

Pursuant to 49 CFR Part 661, no funds shall be obligated under Federal Mass Transit Act of 1964, as amended or the Surface Transportation Assistance Act of 1982, as amended, unless steel and a manufactured product used in such products are produced in the United States.

COMPONENT	MANUFACTURER	COUNTRY OF ORIGIN	PERCENTAGE OF TOTAL VEHICLE COST
*Base Body	EIDorado National (Kansas), Inc.	US	9.6657%
*Chassis	Ford Motor Company	US	38.2732%
*Fast Idle/Interlock	InPower, LLC	US	0.4957%
*A/C compressor assemblies	Ford Motor Company	Incl'd in Chassis Price	0.0000%
*A/C evaporator/condenser assemblies	American Cooling Technology	US	1.5732%
*Heating Systems	ProAir LLC	US	0.4426%
*Entry Door Assemblies	EIDorado National (Kansas), Inc.	US	0.1180%
*Entry Door Control Assemblies	A & M Systems	US	0.4131%
*Exit Door	EIDorado National (Kansas), Inc.	US	0.6491%
*Lift Door	Challenger	US	1.6877%
*Hatch	SafeFleet Solutions/Transpec	US	0.5193%
*Lift Assembly	BraunAbility	US	5.8773%
*Restraints	Q'Straint/Sure-Lok International LLC	US	0.8084%
*Seats - Passenger	Freedman Seating	US	5.6944%
*Battery Tray	MOR/ryde	US	0.9795%
*Bumper Assembly - Rear	Romeo Rim Inc	US	0.3836%
*Camera System	AngelTrax	US	4.8918%
*Mirrors	Rosco	US	0.9559%
TOTAL			73.4283%

The following is a description of the actual location of the final assembly point including a description of the activities that will take place at the final assembly point and the cost of final assembly:

The actual location of the final assembly point shall be: 1655 Wall Street, Salina, KS 67401

Description and activities are as follows:

Cab-chassis is modified to receive the vehicle body	Air conditioning installed
Brake Retarder Installed	Lift installed and tested
Steel sub-frame is fabricated and attached to chassis	Seats installed
Flooring is installed on the sub-frame	Tie-downs installed
Body is attached to chassis sub-frame and floor	Final finish functions performed:
Windows are installed	Exterior paint and markings applied
Doors are installed	Quality control and final testing performed
Electrical wiring harness is installed	Vehicle readied for shipment
Interior paneling and equipment finished out	

COST OF FINAL ASSEMBLY

\$22,515.00

Upon written request to the Federal Transit Administration, the Contractor may request a waiver of the above provision. Such a waiver may be granted if FTA determines that:

- A. Their application would be inconsistent with public interest.
- B. Such matters and products are not produced in the United States in sufficient and reasonably available quantities and of satisfactory quality.
- C. In the case of the procurement of bus or other rolling stock (including train control equipment, communication equipment and traction power equipment) under the Federal Mass Transit Act of 1964, as amended, that (a) the cost of all components which are produced in the United States is more than 60 percent of the cost of components of the bus or equipment described in this paragraph, and (b) final assembly of the bus or equipment described in this paragraph has taken place in the United States.
- D. The inclusion of domestic material will increase the cost of the overall project contract by more than 25 percent in the case of projects for the acquisition of rolling stock and 25 percent in the cost of all other projects. For purposes of this section in calculating costs, labor costs involved in final assembly shall not be included in the calculations.

The bidder certifies that it complies with the Buy America requirements of Section 165 (b) (3) of the Surface Transportation Assistance Act of 1982, as amended, and the regulations set forth in 49 CFR Part 661.11.

By:
Title
Manufacturer:
Date:

Michele Carlson
Sales Coordinator
EIDorado National (Kansas), Inc.
July 21, 2020

Class I Technical Specifications

	2020 ADVANCE 220 (SCT - FORD T350)
	<i>RAIN GUTTERS OVER WINDOWS, WC LIFT AND PASSENGER DOOR</i>
	2020 FORD TRANSIT 156WB-3.5L V6 GAS ECO-11000GVWR T/C
	STANDARD - BASE PADS, GRAY ABS, SC
	CUSTOMER EXPECTED DELIVERY DATE (MUST HAVE)
	MANUAL, CUSTOM AS-BUILT PARTS, USB
	CUSTOM OVERALL ELEC WIRING SCHEMATIC, USB EP4
	CHASSIS OEM DRIVER SEAT, W/OEM COVER/RH ARM TRANSIT
	CHASSIS, OEM AM/FM/BT/SYNC RADIO 4" DISP SCT
	CHASSIS FEE, TRANSIT/ E-FORD/CHEVY -OLATHE
	SPRING, ADDITIONAL LEAF LIFT SIDE SCT
	TIRE VALVE EXTENSIONS, 6"
	EXHAUST, STREETSIDE 90 W/MORRYDE SCT GAS
	ENTRY DOOR, LOWER BRUSH ASM, 36IN
	FAST IDLE,* W/INTERLOCK INPOWER SCT 2020
	BUMPER, *REAR WRAP BLACK SS SCT
	STANDARD - MUDFLAPS FRONT & REAR SCT
	STAINLESS STEEL SCREWS, EXTERIOR
	DOOR, *ENTRY 36 ELEC SCT STAINLESS
	EXTERIOR ENTRY DOOR KEY LOCK
	ENTRY DOOR SHIFT BYPASS
	DOOR, *REAR 32 X 62 SCT
	DOOR HOLD OPEN, OCS PHILLIPS
	WINDOW PACKAGE, 41 X 29 HEHR-1900 TOP-T
	A/C, *ACT 12S HD 75KBTU INWALL
	HEATER, 35K BTU* LOW PROFILE
	HEATER HOSE, 5/8" EPDM (STANDARD)
	HEATER, STEPWELL ELECTRIC
	BATTERY TRAY, STEEL PASS SIDE W/LOCK STAINLESS SC
	PD & BATTERY (2) G31 IN SLIDE TRAY
	STANDARD - ELECTRICAL SYSTEM, SCT EP4
	STANDARD - *CABLINER, VERONA COAL CLOTH SC
	CABLINER,* W/DOOR & SHELF BOTTOM HINGE GRAY SCT
	CABLINER, LANYARD ADDN, STORAGE DOOR, SC
2	SEAT,* MID-BACK DOUBLE FREEDMAN (SC)

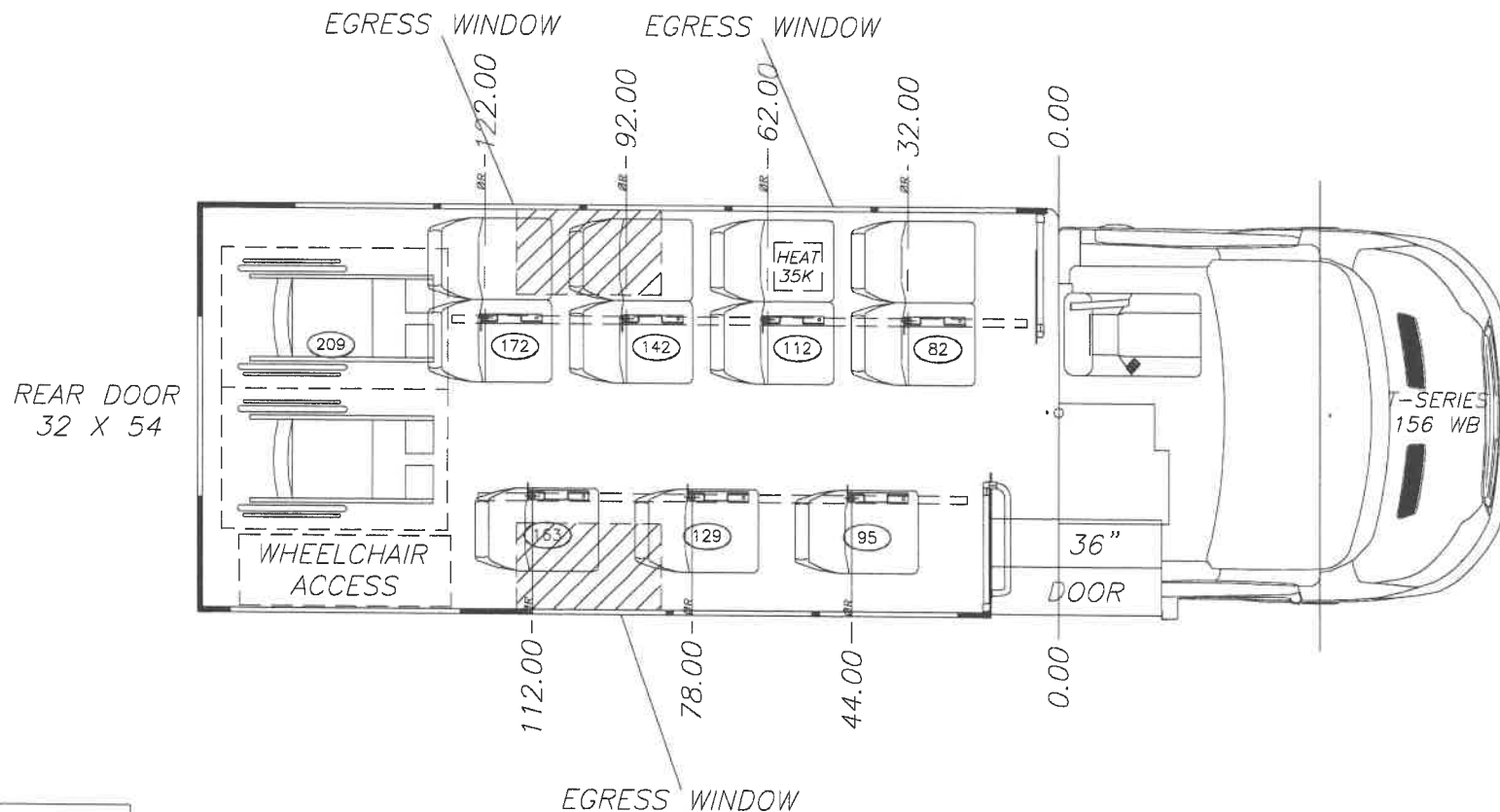
3	SEAT,* MID-BACK SINGLE FREEDMAN (SC)
2	SEAT, DBL W/ONE ICS TOD SEAT
11	SEAT COVER, LEVEL 4
11	SEAT ARMREST, U.S.ARM
7	SEAT, AV GRAB HANDLE- PADDED
	STANDARD - FLOORING, 5/8" EXT. PLYWOOD SC
	STANDARD - DRIVER STANCHION - NO MOD PANEL
	STANDARD - LH ENTRY DOOR STANCHION W/MOD PANEL
	STANCHION, VERTICAL
	STANCHION, VERTICAL WITH MOD PANEL SC
	<i>BEHIND LAST ROW OF SEATS IN FRONT OF LIFT</i>
2	HANDRAIL, OVERHEAD
	HANDRAIL, RIGHT ENTRY ASSIST SCT/SCE
	REVERSE ALARM (102 DB)
	HATCH, TRANSPEC LP WHITE SC
	MIRROR, ROSCO HEAT-REM, SCT
	FIRST AID KIT, 16 UNIT
	DELUXE BLOODBORNE PATHOGEN KIT
	FIRE EXT & REFLECTOR KIT, 5#
	LENS, WIDE ANGLE (REAR)
	LIGHTS, LED EXTERIOR PKG, W/REAR TURN, CMBL, SIDE MARKER/TURN
	<i>NEED 2 REFLECTORS ON EACH SIDE OF THE VEHICLE. AMBER ON THE FRONT AND RED ON THE REAR.</i>
	LIGHTS, LED EXTERIOR PKG, TURNS FLASH W/LIFT-ENT DOOR
	STANDARD - LIGHTS, LED DOME SUPER BRIGHT (3)
	LIGHTS, EMERG FLASH 4" AMBER LED REAR
	LIGHTS, INDEPENDENT BRAKE LED ROUND
	STEPWELL LIGHT, LED OPTRONICS HOODED INTERIOR & EXT.
	REAR DOOR AJAR BUZZER, PHILLIPS
	LIGHT, 6 EXIT INTERIOR RED LED
4	STANCHION, PADDED YELLOW
	SPEAKER, FORD DRIVER DOOR
	ACCESS PLATE, ANTENNA
	GROUND PLANE, W/O ANTENNA W/COAX PREWIRE
	PREWIRE, IGN-BATT-GND PASS DASH
	SPEAKERS, (6) WITH MIDSHIP

	STANDARD - REAR VIEW CAMERA, W/OEM DISPLAY FORD AEF/SCT
	STANDARD - FLOOR RUBBER, GERFLOR 190-250 SIRIUS
	COVE MOLDING, RUBBER TO SEAT RAIL SC
	STEP NOSING, YELLOW GERFLOR/RCA 36"
	STANDEE LINE, GERFLOR YELLOW 2 X 30
	STANDARD - INTERIOR SIDEWALLS, WHITE FRP SC
	STANDARD - HEADLINER, WHITE FRP SC
	CAB UNDERCOAT OPTION
	SPARE TIRE, LOOSE TRANSIT 20-
	MODESTY PANEL, DRIVER STARBOARD, SCT
	PANEL, DRIVERS PLEX .375 SMOKED SC
	RUNNING BOARD, DR SIDE SCT
	WHEELCHAIR DOOR, SC RR CHALLENGER 48X72
	LIFT, BRAUN CENTURY NCL1000FIB34X54HB-2 1000LB
2	STORAGE BAG, TIEDOWN (KNDYN)
4	SEATBELT EXTENSION, 12"
	DECALS, ADA SPEC
4	SEATBELT, RETRACTABLE 60" (SHORT SLEEVE)
7	SEATBELT, RETRACTABLE 64" (LONG SLEEVE)
	LIGHT LED, SKIRT FLUSH OVAL BELOW LIFT
	LIGHT, LED LIFT INT CEILING MOUNT
	PAINT, NO-PAINT (GR1)
	PAINT WHEELS WHITE, BOTH SIDES - (4)
	DECALS, CUSTOM INTERIOR (QUOTE)
	<i>STD SEATBELT DECAL - UNLEAD FUEL ONLY #77383, NO STANDING #71760, WATCH YOUR STEP #70851, KEEP HEAD, HANDS & FEET INSIDE VEHICLE #71759 EXTERIOR HEIGHT DECAL #0022423-1, NO SMOKING #0028615-2, #0027977 PLEASE REMAIN SEATED UNTIL VEHICLE COMES TO A COMPLETE STOP EMERG DECAL #0039265, EMERG PHONE NUMBER, POLICE, AMBULANCE, FIRE, TRANSPORTATION SYSTEM #0039264</i>
	DECALS, CUSTOM EXTERIOR VINYL GRAPHICS (QUOTE)
	<i>REFLECTIVE TAPE AROUND EGRESS WINDOWS #0029747 CAUTION: STAND CLEAR FOR LIFT OPERATIONS #0039266-CAUTION: LOADING & UNLOADING PASSENGERS #0039267 THIS VEHICLE STOPS AT ALL RAILROAD CROSSINGS #0030617</i>
	<i>STANDARD "ALL PASSENGERS ARE REQUIRED TO WEAR SEAT BELTS WHEN VEHICLE IS IN MOTION" - "EMERGENCY EQUIPMENT" "PRIORITY SEATING"X2 "EMERGENCE EXIT"X5</i>

	2128000M FRONT END TIRE ALIGNMENT
	774000GP Drivers Fan
	ANGEL TRAX VULCAN V12 WITH 6 DOME CAMERAS.
2	SURE-LOK RESTRAINT AL712S-4C WITH L-TRACK
8	FE200750-16 SURE LOCK QUICK STRAP 16" LONG
11	FREEDMAN - ABS BACK PER (1) MID/HI/NOTCHBACK FOLDS ONLY
1	Fixed Route Package- front and side digital destination signs, Passenger Signaling System, PA system, fare box provision and strobe light
1	2 Mylar Blankets, 2 Wool Blankets, Safety Vest, Wheel Chocks
1	Full Body Paint

LEGEND

(95) = C/L FRONT TO PASS C.G.



DEALER
APPROVAL

☐ APPROVED

X

CUSTOMER SIGNATURE

ELDORADO

1655 WALL STREET
SALINA, KS. 67401

DO NOT SCALE DRAWING

DRAWING INFORMATION

THIS DRAWING IS THE PROPERTY OF ELDORADO, A FOREST RIVER COMPANY, AND IS NOT TO BE DUPLICATED OR USED IN ANY WAY DETRIMENTAL TO THEIR BEST INTEREST.

DRAWN:DAWSON CKD:

DATE: 07/07/20 SIZE:A

SCALE: 1/42 WGT:

REV. 06/20

TOLERANCE UNLESS SPECIFIED

SEAT SPACING $\pm .25$ (SEAT SPACING NOT TO BE LESS THAN 28.5")

RESTRAINTS $\pm .25$ (W/C POSITIONS NOT TO BE SMALLER THAN 30 X 48)

- CD 07/07/20

RELEASE TO PRODUCTION

REV. BY DATE

DESCRIPTION

TITLE:
ADVANCE 220
36" ENTRY DOOR / WC DOOR(REAR)

UNIT NUMBER

ACF2211-

PAGE

1 of 1

ESTIMATE WEIGHT WORKSHEET

Unit Number: PROP35845
Date: 07/21/20
Dealer: 0
Customer: 0
Description: ACF220 3WC FL
Max capacity: 11

	FRONT (LBS)	REAR (LBS)	TOTAL (LBS)
Dry weight of unit (No passengers, no fuel)	3439	4943	8382
Curb weight of unit (No passengers, full fuel)	3514	5018	8532
Loaded weight of unit (Full passengers, full fuel)	3595	6587	10182
Vehicle Rating	4630	7275	11000
Overweight condition:	NO (1035)	NO (688)	NO (818)

**BIDDER'S CERTIFICATION
BUY AMERICA**

PRE AWARD AUDIT

**EIDorado Advance 220
FOR
WV
EBUS PROPOSAL 35845**

Pursuant to 49 CFR Part 661, no funds shall be obligated under Federal Mass Transit Act of 1964, as amended or the Surface Transportation Assistance Act of 1982, as amended, unless steel and a manufactured product used in such products are produced in the United States.

COMPONENT	MANUFACTURER	COUNTRY OF ORIGIN	PERCENTAGE OF TOTAL VEHICLE COST
*Base Body	EIDorado National (Kansas), Inc.	US	9.4105%
*Chassis	Ford Motor Company	US	37.2630%
*Alternator and electronic systems	PennTex Industries Inc	US	0.0000%
*Fast Idle/Interlock	InPower, LLC	US	0.4826%
*A/C compressor assemblies	Ford Motor Company	Incl'd in Chassis Price	0.0000%
*A/C evaporator/condenser assemblies	American Cooling Technology	US	1.5317%
*Heating Systems	ProAir LLC	US	0.4309%
*Entry Door Assemblies	EIDorado National (Kansas), Inc.	US	0.1149%
*Entry Door Control Assemblies	A & M Systems	US	0.4022%
*Exit Door	EIDorado National (Kansas), Inc.	US	0.5515%
*Lift Door	Challenger	US	1.4593%
*Hatch	SafeFleet Solutions/Transpec	US	0.5056%
*Lift Assembly	BraunAbility	US	5.7222%
*Restraints	Q'Straint/Sure-Lok International LLC	US	2.3613%
*Seats - Driver	Ford Motor Co	Incl'd in Chassis Price	0.0000%
*Seats - Fold	Freedman Seating	US	4.2284%
*Seats - Passenger	Freedman Seating	US	4.3089%
*Battery Tray	MOR/ryde	US	0.9537%
*Bumper Assembly - Rear	Romeo Rim Inc	US	0.3734%
*Camera System	AngelTrax	US	4.7627%
*Mirrors	Rosco	US	0.9307%
TOTAL			75.7934%

The following is a description of the actual location of the final assembly point including a description of the activities that will take place at the final assembly point and the cost of final assembly:

The actual location of the final assembly point shall be: 1655 Wall Street, Salina, KS 67401

Description and activities are as follows:

Cab-chassis is modified to receive the vehicle body
Brake Retarder Installed
Steel sub-frame is fabricated and attached to chassis
Flooring is installed on the sub-frame
Body is attached to chassis sub-frame and floor
Windows are installed
Doors are installed
Electrical wiring harness is installed

Air conditioning installed
Lift installed and tested
Seats installed
Tie-downs installed
Final finish functions performed:
Exterior paint and markings applied
Quality control and final testing performed
Vehicle readied for shipment

Interior paneling and equipment finished out

COST OF FINAL ASSEMBLY

\$21,067.00

Upon written request to the Federal Transit Administration, the Contractor may request a waiver of the above provision. Such a waiver may be granted if FTA determines that:

- A. Their application would be inconsistent with public interest.
- B. Such matters and products are not produced in the United States in sufficient and reasonably available quantities and of satisfactory quality.
- C. In the case of the procurement of bus or other rolling stock (including train control equipment, communication equipment and traction power equipment) under the Federal Mass Transit Act of 1964, as amended, that (a) the cost of all components which are produced in the United States is more than 60 percent of the cost of components of the bus or equipment described in this paragraph, and (b) final assembly of the bus or equipment described in this paragraph has taken place in the United States.
- D. The inclusion of domestic material will increase the cost of the overall project contract by more than 25 percent in the case of projects for the acquisition of rolling stock and 25 percent in the cost of all other projects. For purposes of this section in calculating costs, labor costs involved in final assembly shall not be included in the calculations.

The bidder certifies that it complies with the Buy America requirements of Section 165 (b) (3) of the Surface Transportation Assistance Act of 1982, as amended, and the regulations set forth in 49 CFR Part 661.11.

By:
Title
Manufacturer:
Date:

Michele Carlson
Sales Coordinator
EIDorado National (Kansas), Inc.
July 21, 2020

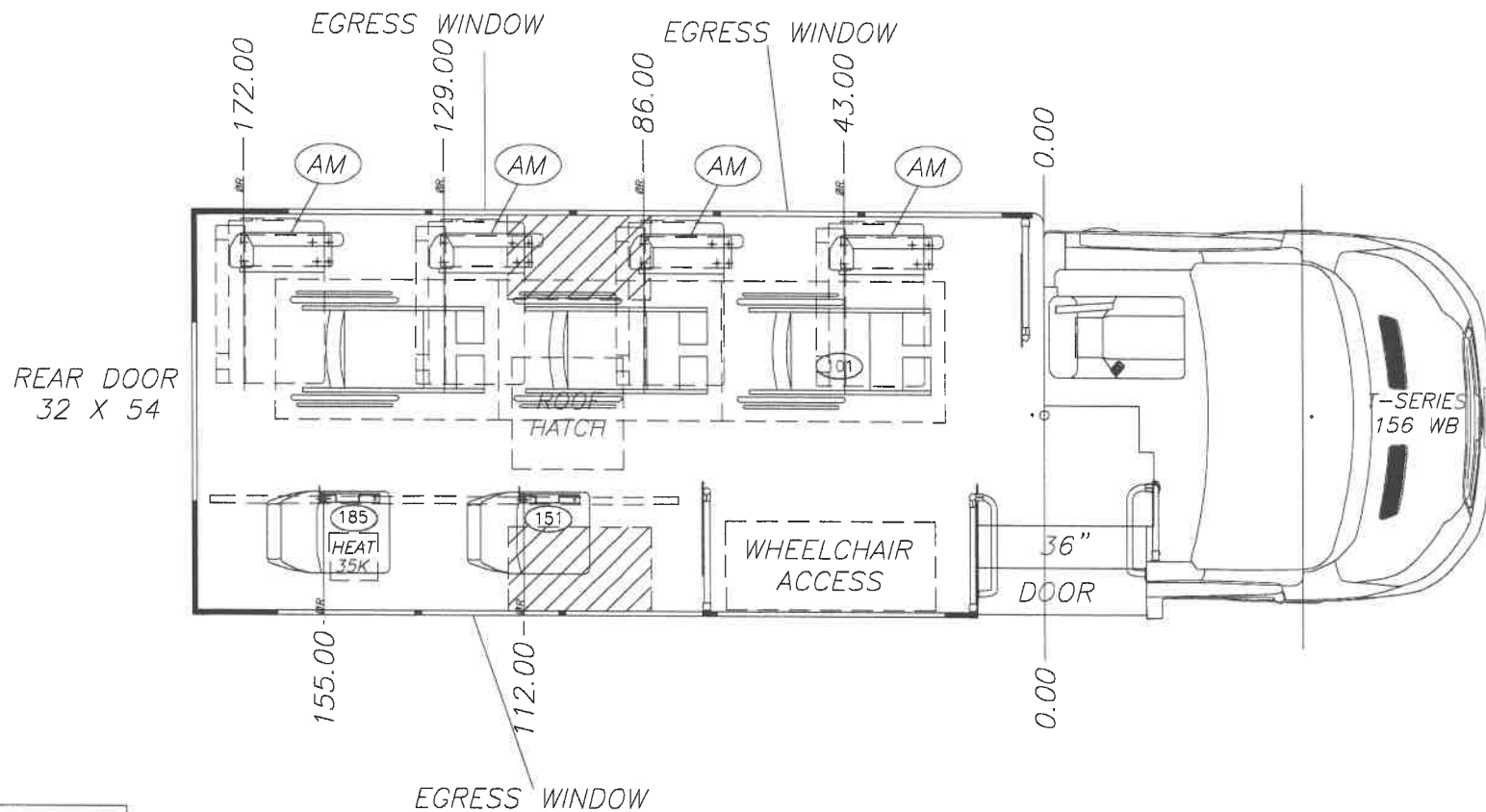
Class J Technical Specifications

	2020 ADVANCE 220 (SCT - FORD T350) RSD
	<i>RAIN GUTTERS OVER WINDOWS, WC LIFT AND PASSENGER DOOR</i>
	2020 FORD TRANSIT 156WB-3.5L V6 GAS ECO-11000GVWR T/C
	STANDARD - BASE PADS, GRAY ABS, SC
	CUSTOMER EXPECTED DELIVERY DATE (MUST HAVE)
	MANUAL, CUSTOM AS-BUILT PARTS, USB
	CUSTOM OVERALL ELEC WIRING SCHEMATIC, USB EP4
	CHASSIS OEM DRIVER SEAT, W/OEM COVER/RH ARM TRANSIT
	CHASSIS, OEM AM/FM/BT/SYNC RADIO 4" DISP SCT
	CHASSIS FEE, TRANSIT/ E-FORD/CHEVY -OLATHE
	SPRING, ADDITIONAL LEAF LIFT SIDE SCT
	TIRE VALVE EXTENSIONS, 6"
	EXHAUST, STREETSIDE 90 W/MORRYDE SCT GAS
	ENTRY DOOR, LOWER BRUSH ASM, 36IN
	FAST IDLE,* W/INTERLOCK INPOWER SCT 2020
	BUMPER, *REAR WRAP BLACK SS SCT
	STANDARD - MUDFLAPS FRONT & REAR SCT
	STAINLESS STEEL SCREWS, EXTERIOR
	RISER, RSD FLR YELLOW 36
	DOOR, *ENTRY 36 ELEC SCT STAINLESS
	EXTERIOR ENTRY DOOR KEY LOCK
	ENTRY DOOR SHIFT BYPASS
	DOOR, *REAR 32 X 54 SCT RSD (2 WINDOWS)
	DOOR HOLD OPEN, OCS PHILLIPS
	WINDOW PACKAGE, 41 X 29 HEHR-1900 TOP-T
	A/C, *ACT 12S HD 75KBTU INWALL
	HEATER, 35K BTU* LOW PROFILE
	HEATER HOSE, 5/8" EPDM (STANDARD)
	HEATER, STEPWELL ELECTRIC
	BATTERY TRAY, STEEL PASS SIDE W/LOCK STAINLESS SC
	PD & BATTERY (2) G31 IN SLIDE TRAY
	STANDARD - ELECTRICAL SYSTEM, SCT EP4
	STANDARD - *CABLINER, VERONA COAL CLOTH SC
	CABLINER,* W/DOOR & SHELF BOTTOM HINGE GRAY SCT
	CABLINER, LANYARD ADDN, STORAGE DOOR, SC

2	SEAT, SINGLE ICS TODDLER SEAT - FREEDMAN
10	SEAT COVER, LEVEL 4
10	SEAT ARMREST, U.S.ARM
8	SEAT, AV GRAB HANDLE- PADDED
	STANDARD - FLOORING, 5/8" EXT. PLYWOOD SC
	STANDARD - DRIVER STANCHION - NO MOD PANEL
	STANDARD - LH ENTRY DOOR STANCHION W/MOD PANEL
	STANCHION, VERTICAL
	STANCHION, VERTICAL WITH MOD PANEL SC
	<i>BEHIND LIFT</i>
	HANDRAIL, OVERHEAD
	HANDRAIL, RIGHT ENTRY ASSIST SCT/SCE
	REVERSE ALARM (102 DB)
	HATCH, TRANSPEC LP WHITE SC
	MIRROR, ROSCO HEAT-REM, SCT
	FIRST AID KIT, 16 UNIT
	DELUXE BLOODBORNE PATHOGEN KIT
	FIRE EXT & REFLECTOR KIT, 5#
	LENS, WIDE ANGLE (REAR)
	LIGHTS, LED EXTERIOR PKG, W/REAR TURN, CMBL, SIDE MARKER/TURN
	<i>NEED 2 REFLECTORS ON EACH SIDE OF THE VEHICLE. AMBER ON THE FRONT AND RED ON THE REAR.</i>
	LIGHTS, LED EXTERIOR PKG, TURNS FLASH W/LIFT-ENT DOOR
	STANDARD - LIGHTS, LED DOME SUPER BRIGHT (3)
	LIGHTS, EMERG FLASH 4" AMBER LED REAR
	LIGHTS, INDEPENDENT BRAKE LED ROUND
	STEPWELL LIGHT, LED OPTRONICS HOODED INTERIOR & EXT.
	REAR DOOR AJAR BUZZER, PHILLIPS
	LIGHT, 6 EXIT INTERIOR RED LED
4	STANCHION, PADDED YELLOW
	SPEAKER, FORD DRIVER DOOR
	ACCESS PLATE, ANTENNA
	GROUND PLANE, W/O ANTENNA W/COAX PREWIRE
	PREWIRE, IGN-BATT-GND PASS DASH
	SPEAKERS, (6) WITH MIDSHIP
	STANDARD - REAR VIEW CAMERA, W/OEM DISPLAY FORD AEF/SCT

	STANDARD - FLOOR RUBBER, GERFLOR 190-250 SIRIUS
	COVE MOLDING, RUBBER TO SEAT RAIL SC
	STEP NOSING, YELLOW GERFLOR/RCA 36"
	STANDEE LINE, GERFLOR YELLOW 2 X 30
	STANDARD - INTERIOR SIDEWALLS, WHITE FRP SC
	STANDARD - HEADLINER, WHITE FRP SC
	CAB UNDERCOAT OPTION
	SPARE TIRE, LOOSE TRANSIT 20-
	MODESTY PANEL, DRIVER STARBOARD, SCT
	PANEL, DRIVERS PLEX .375 SMOKED SC
	RUNNING BOARD, DR SIDE SCT
	WHEELCHAIR DOOR, SC FRT CHALLENGER 48X72
	LIFT, BRAUN CENTURY NCL1000FIB34X54HB-2 1000LB
4	SEAT, FREEDMAN AM NOTCH-BACK DOUBLE FOLDSEAT
3	STORAGE BAG, TIEDOWN (KNDYN)
4	SEATBELT EXTENSION, 12"
	DECALS, ADA SPEC
4	SEATBELT, RETRACTABLE 60" (SHORT SLEEVE)
6	SEATBELT, RETRACTABLE 64" (LONG SLEEVE)
	LIGHT LED, SKIRT FLUSH OVAL BELOW LIFT
	LIGHT, LED LIFT INT CEILING MOUNT
	PAINT, NO-PAINT (GR1)
	PAINT WHEELS WHITE, BOTH SIDES - (4)
	DECALS, CUSTOM INTERIOR (QUOTE)
	<i>STD SEATBELT DECAL - UNLEAD FUEL ONLY #77383, NO STANDING #71760, WATCH YOUR STEP #70851, KEEP HEAD, HANDS & FEET INSIDE VEHICLE #71759 EXTERIOR HEIGHT DECAL #0022423-1, NO SMOKING #0028615-2, #0027977 PLEASE REMAIN SEATED UNTIL VEHICLE COMES TO A COMPLETE STOP EMERG DECAL #0039265, EMERG PHONE NUMBER, POLICE, AMBULANCE, FIRE, TRANSPORTATION SYSTEM #0039264</i>
	DECALS, CUSTOM EXTERIOR VINYL GRAPHICS (QUOTE)
	<i>REFLECTIVE TAPE AROUND EGRESS WINDOWS #0029747 CAUTION: STAND CLEAR FOR LIFT OPERATIONS #0039266-CAUTION: LOADING & UNLOADING PASSENGERS #0039267 THIS VEHICLE STOPS AT ALL RAILROAD CROSSINGS #0030617</i>
	<i>STANDARD "ALL PASSENGERS ARE REQUIRED TO WEAR SEAT BELTS WHEN VEHICLE IS IN MOTION" - "EMERGENCY EQUIPMENT" "PRIORITY SEATING"X2 "EMERGENCE EXIT"X5</i>

	2128000M FRONT END TIRE ALIGNMENT
	774000GP DRIVERS FAN
	ANGEL TRAX VULCAN V12 WITH 6 DOME CAMERAS.
3	SURE-LOK RESTRAINT AL712S-4C WITH L-TRACK
	<i>WC POSITIONS NOT TO SHARE TRACK. TO BE SEPARATED BY 6"</i>
12	FE200750-16 SURE LOCK QUICK STRAP 16" LONG
8	FREEDMAN - ABS BACK PER (1) MID/HI/NOTCHBACK FOLDS ONLY
1	Fixed Route Package- front and side digital destination signs, Passenger Signaling System, PA system, fare box provision and strobe light
1	2 Mylar Blankets, 2 Wool Blankets, Safety Vest, Wheel Chocks
1	Full Body Paint



DEALER
 APPROVAL
☐ APPROVED

X
 CUSTOMER SIGNATURE

DO NOT SCALE DRAWING	DRAWING INFORMATION			
THIS DRAWING IS THE PROPERTY OF ELDORADO, A FOREST RIVER COMPANY, AND IS NOT TO BE DUPLICATED OR USED IN ANY WAY DETRIMENTAL TO THEIR BEST INTEREST. REV. 06/20	DRAWN:DAWSON	CKD:		
	DATE: 07/07/20	SIZE:A		
	SCALE: 1/42	WGT:		
TOLERANCE UNLESS SPECIFIED				
SEAT SPACING ± .25 (SEAT SPACING NOT TO BE LESS THAN 28.5")	-	CD	07/07/20	RELEASE TO PRODUCTION
RESTRAINTS ± .25 (W/C POSITIONS NOT TO BE SMALLER THAN 30 X 48)	REV.	BY	DATE	DESCRIPTION

ELDORADO

1655 WALL STREET
 SALINA, KS. 67401

TITLE:
 ADVANCE 220
 36" ENTRY DOOR / WC DOOR(FRONT)

UNIT NUMBER
 ACF2208-

PAGE
 1 OF 1

ESTIMATE WEIGHT WORKSHEET

Unit Number: PROP35835
Date: 07/21/20
Dealer: 0
Customer: 0
Description: ACF220 2WC RL
Max capacity: 14

	FRONT (LBS)	REAR (LBS)	TOTAL (LBS)
Dry weight of unit (No passengers, no fuel)	3316	4886	8202
Curb weight of unit (No passengers, full fuel)	3391	4961	8352
Loaded weight of unit (Full passengers, full fuel)	3657	6895	10552
Vehicle Rating	4630	7275	11000
Overweight condition:	NO (973)	NO (380)	NO (448)

**BIDDER'S CERTIFICATION
BUY AMERICA**

PRE AWARD AUDIT

**EIDorado Advance 220
FOR
WV
EBUS PROPOSAL 35835**

Pursuant to 49 CFR Part 661, no funds shall be obligated under Federal Mass Transit Act of 1964, as amended or the Surface Transportation Assistance Act of 1982, as amended, unless steel and a manufactured product used in such products are produced in the United States.

COMPONENT	MANUFACTURER	COUNTRY OF ORIGIN	PERCENTAGE OF TOTAL VEHICLE COST
*Base Body	EIDorado National (Kansas), Inc.	US	9.5725%
*Chassis	Ford Motor Company	US	37.9041%
*Fast Idle/Interlock	InPower, LLC	US	0.4909%
*A/C compressor assemblies	Ford Motor Company	Incl'd in Chassis Price	0.0000%
*A/C evaporator/condenser assemblies	American Cooling Technology	US	1.5580%
*Heating Systems	ProAir LLC	US	0.4383%
*Entry Door Assemblies	EIDorado National (Kansas), Inc.	US	0.1169%
*Entry Door Control Assemblies	A & M Systems	US	0.4091%
*Exit Door	EIDorado National (Kansas), Inc.	US	0.6428%
*Lift Door	Challenger	US	1.6714%
*Hatch	Safefleet Solutions/Transpec	US	0.5143%
*Lift Assembly	BraunAbility	US	5.8206%
*Restraints	Q'Straint/Sure-Lok International LLC	US	1.6013%
*Seats - Driver	Ford Motor Co	Incl'd in Chassis Price	0.0000%
*Seats - Passenger	Freedman Seating	US	5.6394%
*Battery Tray	MOR/ryde	US	0.9701%
*Bumper Assembly - Rear	Romeo Rim Inc	US	0.3799%
*Camera System	AngelTrax	US	4.8447%
*Mirrors	Rosco	US	0.9467%
TOTAL			73.5209%

The following is a description of the actual location of the final assembly point including a description of the activities that will take place at the final assembly point and the cost of final assembly:

The actual location of the final assembly point shall be: 1655 Wall Street, Salina, KS 67401

Description and activities are as follows:

Cab-chassis is modified to receive the vehicle body	Air conditioning installed
Brake Retarder Installed	Lift installed and tested
Steel sub-frame is fabricated and attached to chassis	Seats installed
Flooring is installed on the sub-frame	Tie-downs installed
Body is attached to chassis sub-frame and floor	Final finish functions performed:
Windows are installed	Exterior paint and markings applied
Doors are installed	Quality control and final testing performed
Electrical wiring harness is installed	Vehicle readied for shipment
Interior paneling and equipment finished out	

COST OF FINAL ASSEMBLY

\$22,655.00

Upon written request to the Federal Transit Administration, the Contractor may request a waiver of the above provision. Such a waiver may be granted if FTA determines that:

- A. Their application would be inconsistent with public interest.
- B. Such matters and products are not produced in the United States in sufficient and reasonably available quantities and of satisfactory quality.
- C. In the case of the procurement of bus or other rolling stock (including train control equipment, communication equipment and traction power equipment) under the Federal Mass Transit Act of 1964, as amended, that (a) the cost of all components which are produced in the United States is more than 60 percent of the cost of components of the bus or equipment described in this paragraph, and (b) final assembly of the bus or equipment described in this paragraph has taken place in the United States.
- D. The inclusion of domestic material will increase the cost of the overall project contract by more than 25 percent in the case of projects for the acquisition of rolling stock and 25 percent in the cost of all other projects. For purposes of this section in calculating costs, labor costs involved in final assembly shall not be included in the calculations.

The bidder certifies that it complies with the Buy America requirements of Section 165 (b) (3) of the Surface Transportation Assistance Act of 1982, as amended, and the regulations set forth in 49 CFR Part 661.11.

By:
Title
Manufacturer:
Date:

Michele Carlson
Sales Coordinator
ElDorado National (Kansas), Inc.
July 21, 2020

Class K Technical Specifications

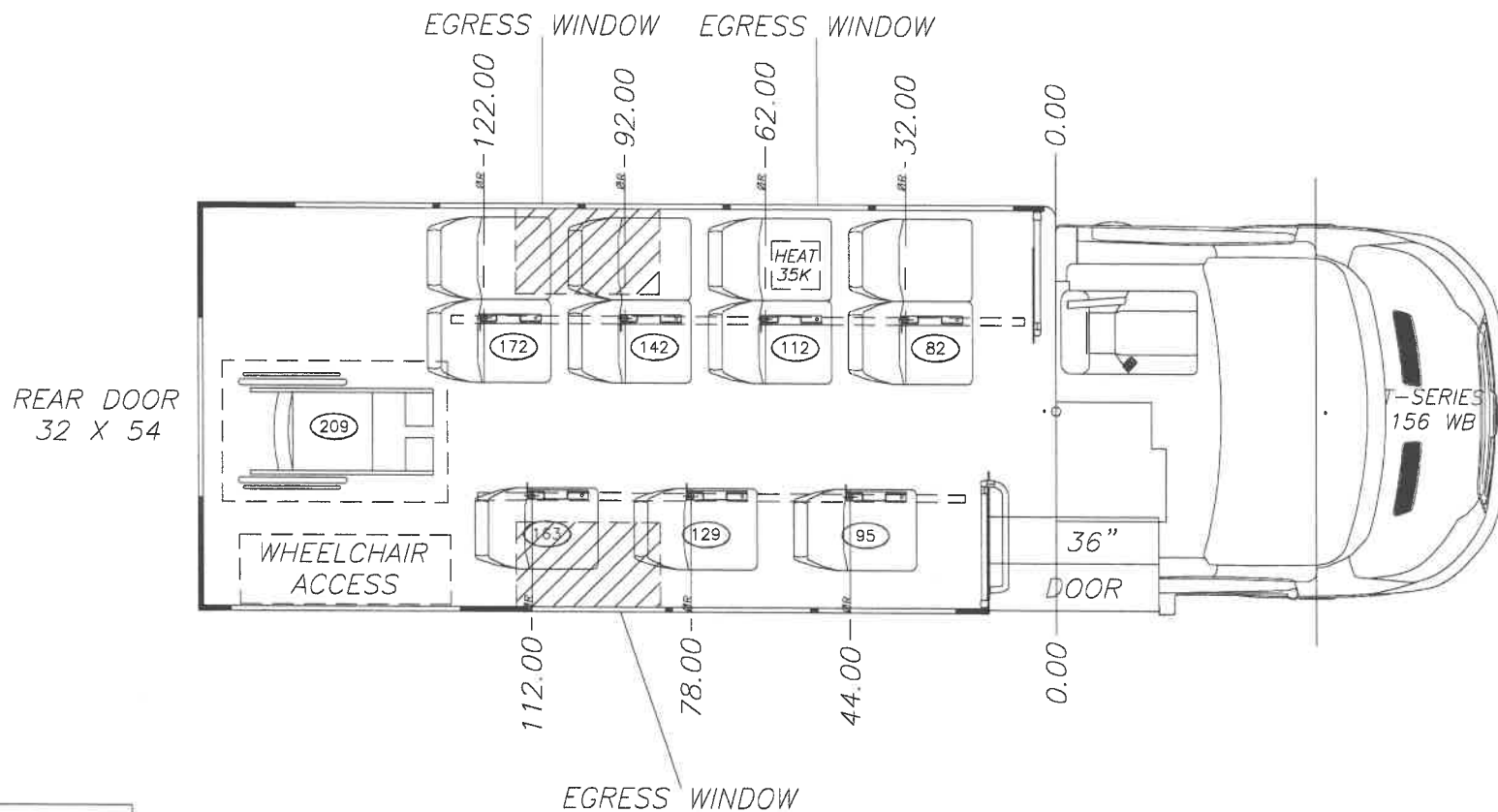
	2020 ADVANCE 220 (SCT - FORD T350)
	<i>RAIN GUTTERS OVER WINDOWS, WC LIFT AND PASSENGER DOOR</i>
	2020 FORD TRANSIT 156WB-3.5L V6 GAS ECO-11000GVWR T/C
	STANDARD - BASE PADS, GRAY ABS, SC
	CUSTOMER EXPECTED DELIVERY DATE (MUST HAVE)
	MANUAL, CUSTOM AS-BUILT PARTS, USB
	CUSTOM OVERALL ELEC WIRING SCHEMATIC, USB EP4
	CHASSIS OEM DRIVER SEAT, W/OEM COVER/RH ARM TRANSIT
	CHASSIS, OEM AM/FM/BT/SYNC RADIO 4" DISP SCT
	CHASSIS FEE, TRANSIT/ E-FORD/CHEVY -OLATHE
	SPRING, ADDITIONAL LEAF LIFT SIDE SCT
	TIRE VALVE EXTENSIONS, 6"
	EXHAUST, STREETSIDE 90 W/MORRYDE SCT GAS
	ENTRY DOOR, LOWER BRUSH ASM, 36IN
	FAST IDLE,* W/INTERLOCK INPOWER SCT 2020
	BUMPER, *REAR WRAP BLACK SS SCT
	STANDARD - MUDFLAPS FRONT & REAR SCT
	STAINLESS STEEL SCREWS, EXTERIOR
	DOOR, *ENTRY 36 ELEC SCT STAINLESS
	EXTERIOR ENTRY DOOR KEY LOCK
	ENTRY DOOR SHIFT BYPASS
	DOOR, *REAR 32 X 62 SCT (2 WINDOWS)
	DOOR HOLD OPEN, OCS PHILLIPS
	WINDOW PACKAGE, 41 X 29 HEHR-1900 TOP-T
	A/C, *ACT 12S HD 75KBTU INWALL
	HEATER, 35K BTU* LOW PROFILE
	HEATER HOSE, 5/8" EPDM (STANDARD)
	HEATER, STEPWELL ELECTRIC
	BATTERY TRAY, STEEL PASS SIDE W/LOCK STAINLESS SC
	PD & BATTERY (2) G31 IN SLIDE TRAY
	STANDARD - ELECTRICAL SYSTEM, SCT EP4
	STANDARD - *CABLINER, VERONA COAL CLOTH SC
	CABLINER,* W/DOOR & SHELF BOTTOM HINGE GRAY SCT
	CABLINER, LANYARD ADDN, STORAGE DOOR, SC
2	SEAT,* MID-BACK DOUBLE FREEDMAN (SC)

3	SEAT,* MID-BACK SINGLE FREEDMAN (SC)
2	SEAT, DBL W/ONE ICS TOD SEAT
11	SEAT COVER, LEVEL 4
11	SEAT ARMREST, U.S.ARM
7	SEAT, AV GRAB HANDLE- PADDED
	STANDARD - FLOORING, 5/8" EXT. PLYWOOD SC
	STANDARD - DRIVER STANCHION - NO MOD PANEL
	STANDARD - LH ENTRY DOOR STANCHION W/MOD PANEL
	STANCHION, VERTICAL
	STANCHION, VERTICAL WITH MOD PANEL SC
	<i>BEHIND LAST ROW OF SEATS IN FRONT OF LIFT</i>
2	HANDRAIL, OVERHEAD
	HANDRAIL, RIGHT ENTRY ASSIST SCT/SCE
	REVERSE ALARM (102 DB)
	HATCH, TRANSPEC LP WHITE SC
	MIRROR, ROSCO HEAT-REM, SCT
	FIRST AID KIT, 16 UNIT
	DELUXE BLOODBORNE PATHOGEN KIT
	FIRE EXT & REFLECTOR KIT, 5#
	LENS, WIDE ANGLE (REAR)
	LIGHTS, LED EXTERIOR PKG, W/REAR TURN, CMBL, SIDE MARKER/TURN
	<i>NEED 2 REFLECTORS ON EACH SIDE OF THE VEHICLE. AMBER ON THE FRONT AND RED ON THE REAR.</i>
	LIGHTS, LED EXTERIOR PKG, TURNS FLASH W/LIFT-ENT DOOR
	STANDARD - LIGHTS, LED DOME SUPER BRIGHT (3)
	LIGHTS, EMERG FLASH 4" AMBER LED REAR
	LIGHTS, INDEPENDENT BRAKE LED ROUND
	STEPWELL LIGHT, LED OPTRONICS HOODED INTERIOR & EXT.
	REAR DOOR AJAR BUZZER, PHILLIPS
	LIGHT, 6 EXIT INTERIOR RED LED
4	STANCHION, PADDED YELLOW
	SPEAKER, FORD DRIVER DOOR
	ACCESS PLATE, ANTENNA
	GROUND PLANE, W/O ANTENNA W/COAX PREWIRE
	PREWIRE, IGN-BATT-GND PASS DASH
	SPEAKERS, (6) WITH MIDSHIP

	STANDARD - REAR VIEW CAMERA, W/OEM DISPLAY FORD AEF/SCT
	STANDARD - FLOOR RUBBER, GERFLOR 190-250 SIRIUS
	COVE MOLDING, RUBBER TO SEAT RAIL SC
	STEP NOSING, YELLOW GERFLOR/RCA 36"
	STANDEE LINE, GERFLOR YELLOW 2 X 30
	STANDARD - INTERIOR SIDEWALLS, WHITE FRP SC
	STANDARD - HEADLINER, WHITE FRP SC
	CAB UNDERCOAT OPTION
	SPARE TIRE, LOOSE TRANSIT 20-
	MODESTY PANEL, DRIVER STARBOARD, SCT
	PANEL, DRIVERS PLEX .375 SMOKED SC
	RUNNING BOARD, DR SIDE SCT
	WHEELCHAIR DOOR, SC RR CHALLENGER 48X72
	LIFT, BRAUN CENTURY NCL1000FIB34X54HB-2 1000LB
	STORAGE BAG, TIEDOWN (KNDYN)
4	SEATBELT EXTENSION, 12"
	DECALS, ADA SPEC
4	SEATBELT, RETRACTABLE 60" (SHORT SLEEVE)
7	SEATBELT, RETRACTABLE 64" (LONG SLEEVE)
	LIGHT LED, SKIRT FLUSH OVAL BELOW LIFT
	LIGHT, LED LIFT INT CEILING MOUNT
	PAINT, NO-PAINT (GR1)
	PAINT WHEELS WHITE, BOTH SIDES - (4)
	DECALS, CUSTOM INTERIOR (QUOTE)
	<i>STD SEATBELT DECAL - UNLEAD FUEL ONLY #77383, NO STANDING #71760, WATCH YOUR STEP #70851, KEEP HEAD, HANDS & FEET INSIDE VEHICLE #71759 EXTERIOR HEIGHT DECAL #0022423-1, NO SMOKING #0028615-2, #0027977 PLEASE REMAIN SEATED UNTIL VEHICLE COMES TO A COMPLETE STOP EMERG DECAL #0039265, EMERG PHONE NUMBER, POLICE, AMBULANCE, FIRE, TRANSPORTATION SYSTEM #0039264</i>
	DECALS, CUSTOM EXTERIOR VINYL GRAPHICS (QUOTE)
	<i>REFLECTIVE TAPE AROUND EGRESS WINDOWS #0029747 CAUTION: STAND CLEAR FOR LIFT OPERATIONS #0039266-CAUTION: LOADING & UNLOADING PASSENGERS #0039267 THIS VEHICLE STOPS AT ALL RAILROAD CROSSINGS #0030617</i>
	<i>STANDARD "ALL PASSENGERS ARE REQUIRED TO WEAR SEAT BELTS WHEN VEHICLE IS IN MOTION" _ "EMERGENCY EQUIPMENT" "PRIORITY SEATING"X2 "EMERGENCE EXIT"X5</i>

	2128000M FRONT END TIRE ALIGNMENT
	774000GP DRIVERS FAN
	ANGEL TRAX VULCAN V12 WITH 6 DOME CAMERAS.
	SURE-LOK RESTRAINT AL712S-4C WITH L-TRACK
4	FE200750-16 SURE LOCK QUICK STRAP 16" LONG
11	FREEDMAN - ABS BACK PER (1) MID/HI/NOTCHBACK FOLDS ONLY
1	Fixed Route Package- front and side digital destination signs, Passenger Signaling System, PA system, fare box provision and strobe light
1	2 Mylar Blankets, 2 Wool Blankets, Safety Vest, Wheel Chocks
1	¾ Paint and Expanded Graphics Package

LEGEND
(95) = C/L FRONT TO PASS C.G.



DEALER
APPROVAL
☐ APPROVED
X
CUSTOMER SIGNATURE

DO NOT SCALE DRAWING		DRAWING INFORMATION			
THIS DRAWING IS THE PROPERTY OF ELDORADO, A FOREST RIVER COMPANY, AND IS NOT TO BE DUPLICATED OR USED IN ANY WAY DETRIMENTAL TO THEIR BEST INTEREST. REV. 06/20		DRAWN:DAWSON	CKD:		
		DATE: 07/07/20	SIZE:A		
		SCALE: 1/42	WGT:		
TOLERANCE UNLESS SPECIFIED					
SEAT SPACING $\pm .25$ (SEAT SPACING NOT TO BE LESS THAN 28.5")		-	CD	07/07/20	RELEASE TO PRODUCTION
RESTRAINTS $\pm .25$ (W/C POSITIONS NOT TO BE SMALLER THAN 30 X 48)		REV.	BY	DATE	DESCRIPTION

ELDORADO
1655 WALL STREET
SALINA, KS. 67401

TITLE:
ADVANCE 220
36" ENTRY DOOR / WC DOOR(REAR)

UNIT NUMBER
ACF2211-

PAGE
1 OF 1

ESTIMATE WEIGHT WORKSHEET

Unit Number: PROP35844
Date: 07/21/20
Dealer: 0
Customer: 0
Description: ACF220 1WC RL
Max capacity: 13

	FRONT (LBS)	REAR (LBS)	TOTAL (LBS)
Dry weight of unit (No passengers, no fuel)	3240	4886	8126
Curb weight of unit (No passengers, full fuel)	3315	4961	8276
Loaded weight of unit (Full passengers, full fuel)	3649	6627	10276
Vehicle Rating	4630	7275	11000
Overweight condition:	NO (981)	NO (648)	NO (724)

**BIDDER'S CERTIFICATION
BUY AMERICA**

PRE AWARD AUDIT

**EIDorado Advance 220
FOR
WV
EBUS PROPOSAL 35844**

Pursuant to 49 CFR Part 661, no funds shall be obligated under Federal Mass Transit Act of 1964, as amended or the Surface Transportation Assistance Act of 1982, as amended, unless steel and a manufactured product used in such products are produced in the United States.

COMPONENT	MANUFACTURER	COUNTRY OF ORIGIN	PERCENTAGE OF TOTAL VEHICLE COST
*Base Body	EIDorado National (Kansas), Inc.	US	9.6657%
*Chassis	Ford Motor Company	US	38.2732%
*Fast Idle/Interlock	InPower, LLC	US	0.4957%
*A/C compressor assemblies	Ford Motor Company	Incl'd in Chassis Price	0.0000%
*A/C evaporator/condenser assemblies	American Cooling Technology	US	1.5732%
*Heating Systems	ProAir LLC	US	0.4426%
*Entry Door Assemblies	EIDorado National (Kansas), Inc.	US	0.1180%
*Entry Door Control Assemblies	A & M Systems	US	0.4131%
*Exit Door	EIDorado National (Kansas), Inc.	US	0.6491%
*Lift Door	Challenger	US	1.6877%
*Hatch	Safefleet Solutions/Transpec	US	0.5193%
*Lift Assembly	BraunAbility	US	5.8773%
*Restraints	Q'Straint/Sure-Lok International LLC	US	0.8084%
*Seats - Passenger	Freedman Seating	US	5.6944%
*Battery Tray	MOR/ryde	US	0.9795%
*Bumper Assembly - Rear	Romeo Rim Inc	US	0.3836%
*Camera System	AngelTrax	US	4.8918%
*Mirrors	Rosco	US	0.9559%
TOTAL			73.4283%

The following is a description of the actual location of the final assembly point including a description of the activities that will take place at the final assembly point and the cost of final assembly:

The actual location of the final assembly point shall be: 1655 Wall Street, Salina, KS 67401

Description and activities are as follows:

Cab-chassis is modified to receive the vehicle body	Air conditioning installed
Brake Retarder Installed	Lift installed and tested
Steel sub-frame is fabricated and attached to chassis	Seats installed
Flooring is installed on the sub-frame	Tie-downs installed
Body is attached to chassis sub-frame and floor	Final finish functions performed:
Windows are installed	Exterior paint and markings applied
Doors are installed	Quality control and final testing performed
Electrical wiring harness is installed	Vehicle readied for shipment
Interior paneling and equipment finished out	

COST OF FINAL ASSEMBLY

\$22,515.00

Upon written request to the Federal Transit Administration, the Contractor may request a waiver of the above provision. Such a waiver may be granted if FTA determines that:

- A. Their application would be inconsistent with public interest.
- B. Such matters and products are not produced in the United States in sufficient and reasonably available quantities and of satisfactory quality.
- C. In the case of the procurement of bus or other rolling stock (including train control equipment, communication equipment and traction power equipment) under the Federal Mass Transit Act of 1964, as amended, that (a) the cost of all components which are produced in the United States is more than 60 percent of the cost of components of the bus or equipment described in this paragraph, and (b) final assembly of the bus or equipment described in this paragraph has taken place in the United States.
- D. The inclusion of domestic material will increase the cost of the overall project contract by more than 25 percent in the case of projects for the acquisition of rolling stock and 25 percent in the cost of all other projects. For purposes of this section in calculating costs, labor costs involved in final assembly shall not be included in the calculations.

The bidder certifies that it complies with the Buy America requirements of Section 165 (b) (3) of the Surface Transportation Assistance Act of 1982, as amended, and the regulations set forth in 49 CFR Part 661.11.

By:
Title
Manufacturer:
Date:

Michele Carlson
Sales Coordinator
EIDorado National (Kansas), Inc.
July 21, 2020

Class L Technical Specifications

	2020 ADVANCE 220 (SCT - FORD T350)
	<i>RAIN GUTTERS OVER WINDOWS, WC LIFT AND PASSENGER DOOR</i>
	2020 FORD TRANSIT 156WB-3.5L V6 GAS ECO-11000GVWR T/C
	STANDARD - BASE PADS, GRAY ABS, SC
	MANUAL, CUSTOM AS-BUILT PARTS, USB
	CUSTOM OVERALL ELEC WIRING SCHEMATIC, USB EP4
	CHASSIS OEM DRIVER SEAT, W/OEM COVER/RH ARM TRANSIT
	CHASSIS, OEM AM/FM/BT/SYNC RADIO 4" DISP SCT
	SPRING, ADDITIONAL LEAF LIFT SIDE SCT
	TIRE VALVE EXTENSIONS, 6"
	EXHAUST, STREETSIDE 90 W/MORRYDE SCT GAS
	ENTRY DOOR, LOWER BRUSH ASM, 36IN
	FAST IDLE,* W/INTERLOCK INPOWER SCT 2020
	BUMPER, *REAR WRAP BLACK SS SCT
	STANDARD - MUDFLAPS FRONT & REAR SCT
	STAINLESS STEEL SCREWS, EXTERIOR
	DOOR, *ENTRY 36 ELEC SCT STAINLESS
	EXTERIOR ENTRY DOOR KEY LOCK
	ENTRY DOOR SHIFT BYPASS
	DOOR, *REAR 32 X 62 SCT
	DOOR HOLD OPEN, OCS PHILLIPS
	WINDOW PACKAGE, 41 X 29 HEHR-1900 TOP-T
	A/C, *ACT 12S HD 75KBTU INWALL
	HEATER, 35K BTU* LOW PROFILE
	HEATER HOSE, 5/8" EPDM (STANDARD)
	HEATER, STEPWELL ELECTRIC
	BATTERY TRAY, STEEL PASS SIDE W/LOCK STAINLESS SC
	PD & BATTERY (2) G31 IN SLIDE TRAY
	STANDARD - ELECTRICAL SYSTEM, SCT EP4
	STANDARD - *CABLINER, VERONA COAL CLOTH SC
	CABLINER,* W/DOOR & SHELF BOTTOM HINGE GRAY SCT
	CABLINER, LANYARD ADDN, STORAGE DOOR, SC
2	SEAT,* MID-BACK DOUBLE FREEDMAN (SC)
3	SEAT,* MID-BACK SINGLE FREEDMAN (SC)
2	SEAT, DBL W/ONE ICS TOD SEAT

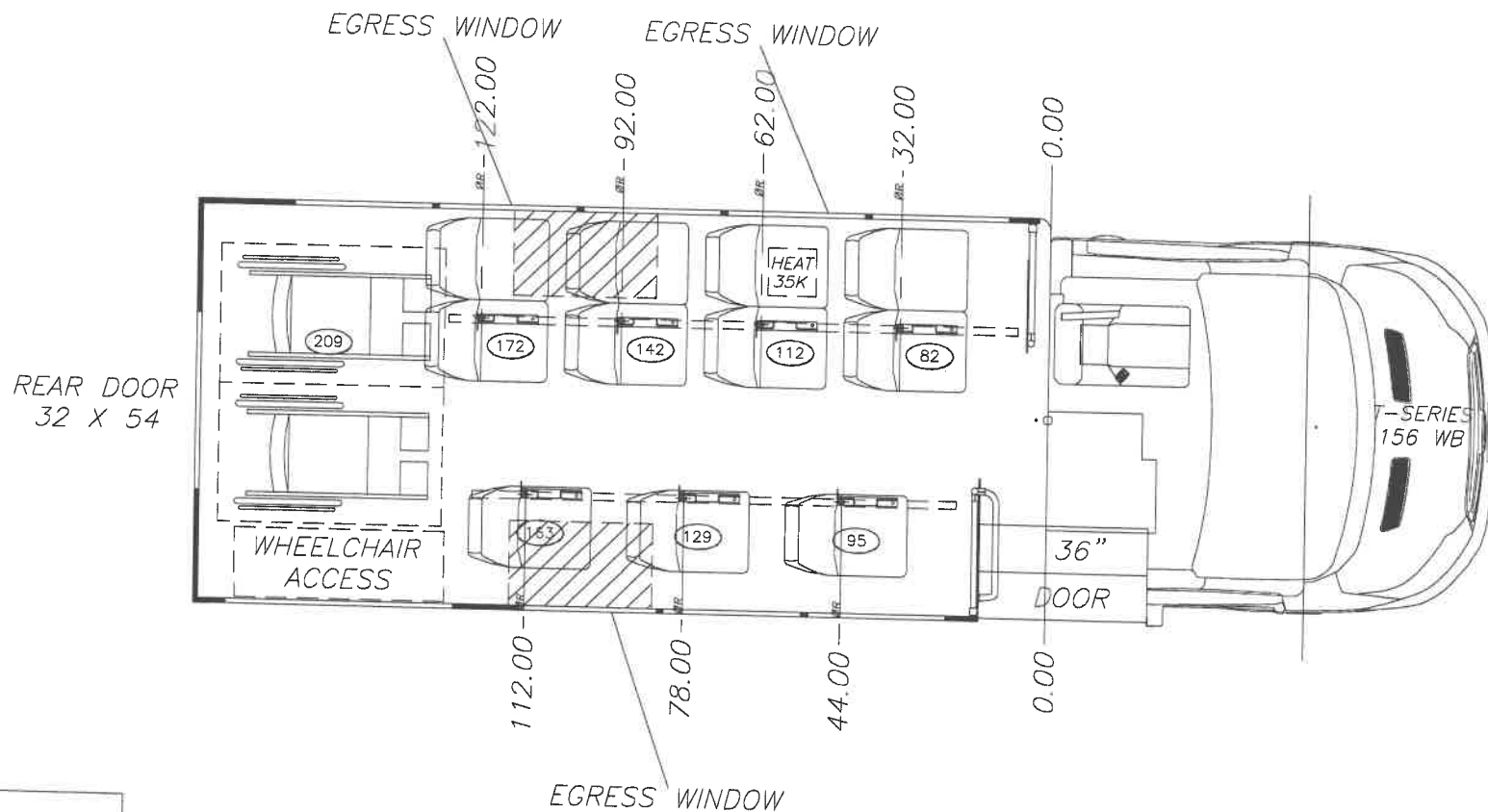
11	SEAT COVER, LEVEL 4
11	SEAT ARMREST, U.S.ARM
7	SEAT, AV GRAB HANDLE- PADDED
	STANDARD - FLOORING, 5/8" EXT. PLYWOOD SC
	STANDARD - DRIVER STANCHION - NO MOD PANEL
	STANDARD - LH ENTRY DOOR STANCHION W/MOD PANEL
	STANCHION, VERTICAL
	STANCHION, VERTICAL WITH MOD PANEL SC
	<i>BEHIND LAST ROW OF SEATS IN FRONT OF LIFT</i>
2	HANDRAIL, OVERHEAD
	HANDRAIL, RIGHT ENTRY ASSIST SCT/SCE
	REVERSE ALARM (102 DB)
	HATCH, TRANSPEC LP WHITE SC
	MIRROR, ROSCO HEAT-REM, SCT
	FIRST AID KIT, 16 UNIT
	DELUXE BLOODBORNE PATHOGEN KIT
	FIRE EXT & REFLECTOR KIT, 5#
	LENS, WIDE ANGLE (REAR)
	LIGHTS, LED EXTERIOR PKG, W/REAR TURN, CMBL, SIDE MARKER/TURN
	<i>NEED 2 REFLECTORS ON EACH SIDE OF THE VEHICLE. AMBER ON THE FRONT AND RED ON THE REAR.</i>
	LIGHTS, LED EXTERIOR PKG, TURNS FLASH W/LIFT-ENT DOOR
	STANDARD - LIGHTS, LED DOME SUPER BRIGHT (3)
	LIGHTS, EMERG FLASH 4" AMBER LED REAR
	LIGHTS, INDEPENDENT BRAKE LED ROUND
	STEPWELL LIGHT, LED OPTRONICS HOODED INTERIOR & EXT.
	REAR DOOR AJAR BUZZER, PHILLIPS
	LIGHT, 6 EXIT INTERIOR RED LED
4	STANCHION, PADDED YELLOW
	SPEAKER, FORD DRIVER DOOR
	ACCESS PLATE, ANTENNA
	GROUND PLANE, W/O ANTENNA W/COAX PREWIRE
	PREWIRE, IGN-BATT-GND PASS DASH
	SPEAKERS, (6) WITH MIDSHIP
	STANDARD - REAR VIEW CAMERA, W/OEM DISPLAY FORD AEF/SCT
	STANDARD - FLOOR RUBBER, GERFLOR 190-250 SIRIUS

	COVE MOLDING, RUBBER TO SEAT RAIL SC
	STEP NOSING, YELLOW GERFLOR/RCA 36"
	STANDEE LINE, GERFLOR YELLOW 2 X 30
	STANDARD - INTERIOR SIDEWALLS, WHITE FRP SC
	STANDARD - HEADLINER, WHITE FRP SC
	CAB UNDERCOAT OPTION
	SPARE TIRE, LOOSE TRANSIT 20-
	MODESTY PANEL, DRIVER STARBOARD, SCT
	PANEL, DRIVERS PLEX .375 SMOKED SC
	RUNNING BOARD, DR SIDE SCT
	WHEELCHAIR DOOR, SC RR CHALLENGER 48X72
	LIFT, BRAUN CENTURY NCL1000FIB34X54HB-2 1000LB
2	STORAGE BAG, TIEDOWN (KNDYN)
4	SEATBELT EXTENSION, 12"
	DECALS, ADA SPEC
4	SEATBELT, RETRACTABLE 60" (SHORT SLEEVE)
7	SEATBELT, RETRACTABLE 64" (LONG SLEEVE)
	LIGHT LED, SKIRT FLUSH OVAL BELOW LIFT
	LIGHT, LED LIFT INT CEILING MOUNT
	PAINT, NO-PAINT (GR1)
	PAINT WHEELS WHITE, BOTH SIDES - (4)
	DECALS, CUSTOM INTERIOR (QUOTE)
	<i>STD SEATBELT DECAL - UNLEAD FUEL ONLY #77383, NO STANDING #71760, WATCH YOUR STEP #70851, KEEP HEAD, HANDS & FEET INSIDE VEHICLE #71759 EXTERIOR HEIGHT DECAL #0022423-1, NO SMOKING #0028615-2, #0027977 PLEASE REMAIN SEATED UNTIL VEHICLE COMES TO A COMPLETE STOP EMERG DECAL #0039265, EMERG PHONE NUMBER, POLICE, AMBULANCE, FIRE, TRANSPORTATION SYSTEM #0039264</i>
	DECALS, CUSTOM EXTERIOR VINYL GRAPHICS (QUOTE)
	<i>REFLECTIVE TAPE AROUND EGRESS WINDOWS #0029747 CAUTION: STAND CLEAR FOR LIFT OPERATIONS #0039266-CAUTION: LOADING & UNLOADING PASSENGERS #0039267 THIS VEHICLE STOPS AT ALL RAILROAD CROSSINGS #0030617</i>
	<i>STANDARD "ALL PASSENGERS ARE REQUIRED TO WEAR SEAT BELTS WHEN VEHICLE IS IN MOTION" - "EMERGENCY EQUIPMENT" "PRIORITY SEATING"X2 "EMERGENCE EXIT"X5</i>
	2128000M FRONT END TIRE ALIGNMENT
	774000GP Drivers Fan

	ANGEL TRAX VULCAN V12 WITH 6 DOME CAMERAS.
2	SURE-LOK RESTRAINT AL712S-4C WITH L-TRACK
8	FE200750-16 SURE LOCK QUICK STRAP 16" LONG
11	FREEDMAN - ABS BACK PER (1) MID/HI/NOTCHBACK FOLDS ONLY
1	Fixed Route Package- front and side digital destination signs, Passenger Signaling System, PA system, fare box provision and strobe light
1	2 Mylar Blankets, 2 Wool Blankets, Safety Vest, Wheel Chocks
1	³ / ₄ Paint and Expanded Graphics Package

LEGEND

(95) = C/L FRONT TO PASS C.G.



DEALER
APPROVAL
☐ APPROVED

X
CUSTOMER SIGNATURE

DO NOT SCALE DRAWING

DRAWING INFORMATION

THIS DRAWING IS THE PROPERTY OF ELDORADO, A FOREST RIVER COMPANY, AND IS NOT TO BE DUPLICATED OR USED IN ANY WAY DETRIMENTAL TO THEIR BEST INTEREST.

DRAWN: DAWSON CKD:

DATE: 07/07/20 SIZE: A

SCALE: 1/42 WGT:

REV. 06/20

TOLERANCE UNLESS SPECIFIED

SEAT SPACING $\pm .25$ (SEAT SPACING NOT TO BE LESS THAN 28.5")

RESTRAINTS $\pm .25$ (W/C POSITIONS NOT TO BE SMALLER THAN 30 X 48)

REV. BY DATE

CD 07/07/20 RELEASE TO PRODUCTION

DESCRIPTION

ELDORADO

1655 WALL STREET
SALINA, KS. 67401

TITLE:
ADVANCE 220
36" ENTRY DOOR / WC DOOR(REAR)

UNIT NUMBER
ACF2211-

PAGE
1 OF 1

ESTIMATE WEIGHT WORKSHEET

Unit Number: PROP35845
Date: 07/21/20
Dealer: 0
Customer: 0
Description: ACF220 3WC FL
Max capacity: 11

	FRONT (LBS)	REAR (LBS)	TOTAL (LBS)
Dry weight of unit (No passengers, no fuel)	3439	4943	8382
Curb weight of unit (No passengers, full fuel)	3514	5018	8532
Loaded weight of unit (Full passengers, full fuel)	3595	6587	10182
Vehicle Rating	4630	7275	11000
Overweight condition:	NO (1035)	NO (688)	NO (818)

**BIDDER'S CERTIFICATION
BUY AMERICA**

PRE AWARD AUDIT

**EIDorado Advance 220
FOR
WV
EBUS PROPOSAL 35845**

Pursuant to 49 CFR Part 661, no funds shall be obligated under Federal Mass Transit Act of 1964, as amended or the Surface Transportation Assistance Act of 1982, as amended, unless steel and a manufactured product used in such products are produced in the United States.

COMPONENT	MANUFACTURER	COUNTRY OF ORIGIN	PERCENTAGE OF TOTAL VEHICLE COST
*Base Body	EIDorado National (Kansas), Inc.	US	9.4105%
*Chassis	Ford Motor Company	US	37.2630%
*Alternator and electronic systems	PennTex Industries Inc	US	0.0000%
*Fast Idle/Interlock	InPower, LLC	US	0.4826%
*A/C compressor assemblies	Ford Motor Company	Incl'd in Chassis Price	0.0000%
*A/C evaporator/condenser assemblies	American Cooling Technology	US	1.5317%
*Heating Systems	ProAir LLC	US	0.4309%
*Entry Door Assemblies	EIDorado National (Kansas), Inc.	US	0.1149%
*Entry Door Control Assemblies	A & M Systems	US	0.4022%
*Exit Door	EIDorado National (Kansas), Inc.	US	0.5515%
*Lift Door	Challenger	US	1.4593%
*Hatch	Safefleet Solutions/Transpec	US	0.5056%
*Lift Assembly	BraunAbility	US	5.7222%
*Restraints	Q'Straint/Sure-Lok International LLC	US	2.3613%
*Seats - Driver	Ford Motor Co	Incl'd in Chassis Price	0.0000%
*Seats - Fold	Freedman Seating	US	4.2284%
*Seats - Passenger	Freedman Seating	US	4.3089%
*Battery Tray	MOR/ryde	US	0.9537%
*Bumper Assembly - Rear	Romeo Rim Inc	US	0.3734%
*Camera System	AngelTrax	US	4.7627%
*Mirrors	Rosco	US	0.9307%
TOTAL			75.7934%

The following is a description of the actual location of the final assembly point including a description of the activities that will take place at the final assembly point and the cost of final assembly:

The actual location of the final assembly point shall be: 1655 Wall Street, Salina, KS 67401

Description and activities are as follows:

Cab-chassis is modified to receive the vehicle body	Air conditioning installed
Brake Retarder Installed	Lift installed and tested
Steel sub-frame is fabricated and attached to chassis	Seats installed
Flooring is installed on the sub-frame	Tie-downs installed
Body is attached to chassis sub-frame and floor	Final finish functions performed:
Windows are installed	Exterior paint and markings applied
Doors are installed	Quality control and final testing performed
Electrical wiring harness is installed	Vehicle readied for shipment

Interior paneling and equipment finished out

COST OF FINAL ASSEMBLY

\$21,067.00

Upon written request to the Federal Transit Administration, the Contractor may request a waiver of the above provision. Such a waiver may be granted if FTA determines that:

- A. Their application would be inconsistent with public interest.
- B. Such matters and products are not produced in the United States in sufficient and reasonably available quantities and of satisfactory quality.
- C. In the case of the procurement of bus or other rolling stock (including train control equipment, communication equipment and traction power equipment) under the Federal Mass Transit Act of 1964, as amended, that (a) the cost of all components which are produced in the United States is more than 60 percent of the cost of components of the bus or equipment described in this paragraph, and (b) final assembly of the bus or equipment described in this paragraph has taken place in the United States.
- D. The inclusion of domestic material will increase the cost of the overall project contract by more than 25 percent in the case of projects for the acquisition of rolling stock and 25 percent in the cost of all other projects. For purposes of this section in calculating costs, labor costs involved in final assembly shall not be included in the calculations.

The bidder certifies that it complies with the Buy America requirements of Section 165 (b) (3) of the Surface Transportation Assistance Act of 1982, as amended, and the regulations set forth in 49 CFR Part 661.11.

By:
Title
Manufacturer:
Date:

Michele Carlson
Sales Coordinator
ElDorado National (Kansas), Inc.
July 21, 2020

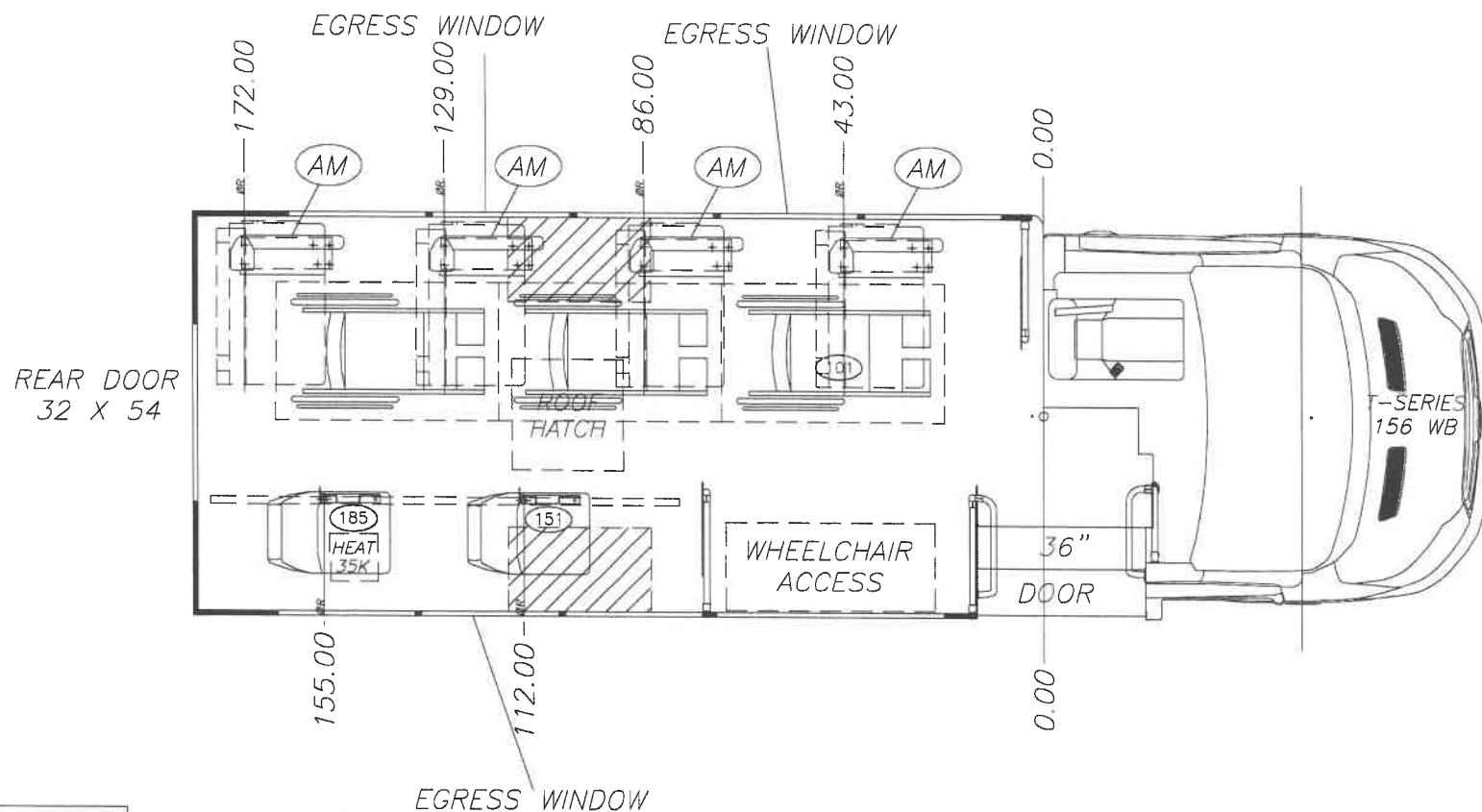
Class M Technical Specifications

<input type="checkbox"/>	2020 ADVANCE 220 (SCT - FORD T350) RSD
<input type="checkbox"/>	<i>RAIN GUTTERS OVER WINDOWS, WC LIFT AND PASSENGER DOOR</i>
<input type="checkbox"/>	2020 FORD TRANSIT 156WB-3.5L V6 GAS ECO-11000GVWR T/C
<input type="checkbox"/>	STANDARD - BASE PADS, GRAY ABS, SC
<input type="checkbox"/>	CUSTOMER EXPECTED DELIVERY DATE (MUST HAVE)
<input type="checkbox"/>	MANUAL, CUSTOM AS-BUILT PARTS, USB
<input type="checkbox"/>	CUSTOM OVERALL ELEC WIRING SCHEMATIC, USB EP4
<input type="checkbox"/>	CHASSIS OEM DRIVER SEAT, W/OEM COVER/RH ARM TRANSIT
<input type="checkbox"/>	CHASSIS, OEM AM/FM/BT/SYNC RADIO 4" DISP SCT
<input type="checkbox"/>	CHASSIS FEE, TRANSIT/ E-FORD/CHEVY -OLATHE
<input type="checkbox"/>	SPRING, ADDITIONAL LEAF LIFT SIDE SCT
<input type="checkbox"/>	TIRE VALVE EXTENSIONS, 6"
<input type="checkbox"/>	EXHAUST, STREETSIDE 90 W/MORRYDE SCT GAS
<input type="checkbox"/>	ENTRY DOOR, LOWER BRUSH ASM, 36IN
<input type="checkbox"/>	FAST IDLE,* W/INTERLOCK INPOWER SCT 2020
<input type="checkbox"/>	BUMPER, *REAR WRAP BLACK SS SCT
<input type="checkbox"/>	STANDARD - MUDFLAPS FRONT & REAR SCT
<input type="checkbox"/>	STAINLESS STEEL SCREWS, EXTERIOR
<input type="checkbox"/>	RISER, RSD FLR YELLOW 36
<input type="checkbox"/>	DOOR, *ENTRY 36 ELEC SCT STAINLESS
<input type="checkbox"/>	EXTERIOR ENTRY DOOR KEY LOCK
<input type="checkbox"/>	ENTRY DOOR SHIFT BYPASS
<input type="checkbox"/>	DOOR, *REAR 32 X 54 SCT RSD (2 WINDOWS)
<input type="checkbox"/>	DOOR HOLD OPEN, OCS PHILLIPS
<input type="checkbox"/>	WINDOW PACKAGE, 41 X 29 HEHR-1900 TOP-T
<input type="checkbox"/>	A/C, *ACT 12S HD 75KBTU INWALL
<input type="checkbox"/>	HEATER, 35K BTU* LOW PROFILE
<input type="checkbox"/>	HEATER HOSE, 5/8" EPDM (STANDARD)
<input type="checkbox"/>	HEATER, STEPWELL ELECTRIC
<input type="checkbox"/>	BATTERY TRAY, STEEL PASS SIDE W/LOCK STAINLESS SC
<input type="checkbox"/>	PD & BATTERY (2) G31 IN SLIDE TRAY
<input type="checkbox"/>	STANDARD - ELECTRICAL SYSTEM, SCT EP4
<input type="checkbox"/>	STANDARD - *CABLINER, VERONA COAL CLOTH SC
<input type="checkbox"/>	CABLINER,* W/DOOR & SHELF BOTTOM HINGE GRAY SCT
<input type="checkbox"/>	CABLINER, LANYARD ADDN, STORAGE DOOR, SC

2	SEAT, SINGLE ICS TODDLER SEAT - FREEDMAN
10	SEAT COVER, LEVEL 4
10	SEAT ARMREST, U.S.ARM
8	SEAT, AV GRAB HANDLE- PADDED
	STANDARD - FLOORING, 5/8" EXT. PLYWOOD SC
	STANDARD - DRIVER STANCHION - NO MOD PANEL
	STANDARD - LH ENTRY DOOR STANCHION W/MOD PANEL
	STANCHION, VERTICAL
	STANCHION, VERTICAL WITH MOD PANEL SC
	<i>BEHIND LIFT</i>
	HANDRAIL, OVERHEAD
	HANDRAIL, RIGHT ENTRY ASSIST SCT/SCE
	REVERSE ALARM (102 DB)
	HATCH, TRANSPEC LP WHITE SC
	MIRROR, ROSCO HEAT-REM, SCT
	FIRST AID KIT, 16 UNIT
	DELUXE BLOODBORNE PATHOGEN KIT
	FIRE EXT & REFLECTOR KIT, 5#
	LENS, WIDE ANGLE (REAR)
	LIGHTS, LED EXTERIOR PKG, W/REAR TURN, CMBL, SIDE MARKER/TURN
	<i>NEED 2 REFLECTORS ON EACH SIDE OF THE VEHICLE. AMBER ON THE FRONT AND RED ON THE REAR.</i>
	LIGHTS, LED EXTERIOR PKG, TURNS FLASH W/LIFT-ENT DOOR
	STANDARD - LIGHTS, LED DOME SUPER BRIGHT (3)
	LIGHTS, EMERG FLASH 4" AMBER LED REAR
	LIGHTS, INDEPENDENT BRAKE LED ROUND
	STEPWELL LIGHT, LED OPTRONICS HOODED INTERIOR & EXT.
	REAR DOOR AJAR BUZZER, PHILLIPS
	LIGHT, 6 EXIT INTERIOR RED LED
4	STANCHION, PADDED YELLOW
	SPEAKER, FORD DRIVER DOOR
	ACCESS PLATE, ANTENNA
	GROUND PLANE, W/O ANTENNA W/COAX PREWIRE
	PREWIRE, IGN-BATT-GND PASS DASH
	SPEAKERS, (6) WITH MIDSHIP
	STANDARD - REAR VIEW CAMERA, W/OEM DISPLAY FORD AEF/SCT

	STANDARD - FLOOR RUBBER, GERFLOR 190-250 SIRIUS
	COVE MOLDING, RUBBER TO SEAT RAIL SC
	STEP NOSING, YELLOW GERFLOR/RCA 36"
	STANDEE LINE, GERFLOR YELLOW 2 X 30
	STANDARD - INTERIOR SIDEWALLS, WHITE FRP SC
	STANDARD - HEADLINER, WHITE FRP SC
	CAB UNDERCOAT OPTION
	SPARE TIRE, LOOSE TRANSIT 20-
	MODESTY PANEL, DRIVER STARBOARD, SCT
	PANEL, DRIVERS PLEX .375 SMOKED SC
	RUNNING BOARD, DR SIDE SCT
	WHEELCHAIR DOOR, SC FRT CHALLENGER 48X72
	LIFT, BRAUN CENTURY NCL1000FIB34X54HB-2 1000LB
4	SEAT, FREEDMAN AM NOTCH-BACK DOUBLE FOLDSEAT
3	STORAGE BAG, TIEDOWN (KNDYN)
4	SEATBELT EXTENSION, 12"
	DECALS, ADA SPEC
4	SEATBELT, RETRACTABLE 60" (SHORT SLEEVE)
6	SEATBELT, RETRACTABLE 64" (LONG SLEEVE)
	LIGHT LED, SKIRT FLUSH OVAL BELOW LIFT
	LIGHT, LED LIFT INT CEILING MOUNT
	PAINT, NO-PAINT (GR1)
	PAINT WHEELS WHITE, BOTH SIDES - (4)
	DECALS, CUSTOM INTERIOR (QUOTE)
	<i>STD SEATBELT DECAL - UNLEAD FUEL ONLY #77383, NO STANDING #71760, WATCH YOUR STEP #70851, KEEP HEAD, HANDS & FEET INSIDE VEHICLE #71759 EXTERIOR HEIGHT DECAL #0022423-1, NO SMOKING #0028615-2, #0027977 PLEASE REMAIN SEATED UNTIL VEHICLE COMES TO A COMPLETE STOP EMERG DECAL #0039265, EMERG PHONE NUMBER, POLICE, AMBULANCE, FIRE, TRANSPORTATION SYSTEM #0039264</i>
	DECALS, CUSTOM EXTERIOR VINYL GRAPHICS (QUOTE)
	<i>REFLECTIVE TAPE AROUND EGRESS WINDOWS #0029747 CAUTION: STAND CLEAR FOR LIFT OPERATIONS #0039266-CAUTION: LOADING & UNLOADING PASSENGERS #0039267 THIS VEHICLE STOPS AT ALL RAILROAD CROSSINGS #0030617</i>
	<i>STANDARD "ALL PASSENGERS ARE REQUIRED TO WEAR SEAT BELTS WHEN VEHICLE IS IN MOTION" _ "EMERGENCY EQUIPMENT" "PRIORITY SEATING"X2 "EMERGENCE EXIT"X5</i>

	2128000M FRONT END TIRE ALIGNMENT
	774000GP DRIVERS FAN
	ANGEL TRAX VULCAN V12 WITH 6 DOME CAMERAS.
3	SURE-LOK RESTRAINT AL712S-4C WITH L-TRACK
	<i>WC POSITIONS NOT TO SHARE TRACK. TO BE SEPARATED BY 6"</i>
12	FE200750-16 SURE LOCK QUICK STRAP 16" LONG
8	FREEDMAN - ABS BACK PER (1) MID/HI/NOTCHBACK FOLDS ONLY
1	Fixed Route Package- front and side digital destination signs, Passenger Signaling System, PA system, fare box provision and strobe light
1	2 Mylar Blankets, 2 Wool Blankets, Safety Vest, Wheel Chocks
1	¾ Paint and Expanded Graphics Package



DEALER
 APPROVAL
☐ APPROVED
 X
 CUSTOMER SIGNATURE

DO NOT SCALE DRAWING	DRAWING INFORMATION				
THIS DRAWING IS THE PROPERTY OF ELDORADO, A FOREST RIVER COMPANY, AND IS NOT TO BE DUPLICATED OR USED IN ANY WAY DETRIMENTAL TO THEIR BEST INTEREST.	DRAWN:DAWSON CKD:				
REV. 06/20	DATE: 07/07/20	SIZE:A			
	SCALE: 1/42	WGT:			
TOLERANCE UNLESS SPECIFIED					
SEAT SPACING ± .25 (SEAT SPACING NOT TO BE LESS THAN 28.5")	—	CD	07/07/20	RELEASE TO PRODUCTION	
RESTRAINTS ± .25 (W/C POSITIONS NOT TO BE SMALLER THAN 30 X 48)	REV.	BY	DATE	DESCRIPTION	

ELDORADO

1655 WALL STREET
 SALINA, KS. 67401

TITLE:
 ADVANCE 220
 36" ENTRY DOOR / WC DOOR(FRONT)

UNIT NUMBER
 ACF2208—

PAGE
 1 OF 1

ESTIMATE WEIGHT WORKSHEET

Unit Number: PROP35835
Date: 07/21/20
Dealer: 0
Customer: 0
Description: ACF220 2WC RL
Max capacity: 14

	FRONT (LBS)	REAR (LBS)	TOTAL (LBS)
Dry weight of unit (No passengers, no fuel)	3316	4886	8202
Curb weight of unit (No passengers, full fuel)	3391	4961	8352
Loaded weight of unit (Full passengers, full fuel)	3657	6895	10552
Vehicle Rating	4630	7275	11000
Overweight condition:	NO (973)	NO (380)	NO (448)

**BIDDER'S CERTIFICATION
BUY AMERICA**

PRE AWARD AUDIT

**EIDorado Advance 220
FOR
WV
EBUS PROPOSAL 35835**

Pursuant to 49 CFR Part 661, no funds shall be obligated under Federal Mass Transit Act of 1964, as amended or the Surface Transportation Assistance Act of 1982, as amended, unless steel and a manufactured product used in such products are produced in the United States.

COMPONENT	MANUFACTURER	COUNTRY OF ORIGIN	PERCENTAGE OF TOTAL VEHICLE COST
*Base Body	EIDorado National (Kansas), Inc.	US	9.5725%
*Chassis	Ford Motor Company	US	37.9041%
*Fast Idle/Interlock	InPower, LLC	US	0.4909%
*A/C compressor assemblies	Ford Motor Company	Incl'd in Chassis Price	0.0000%
*A/C evaporator/condenser assemblies	American Cooling Technology	US	1.5580%
*Heating Systems	ProAir LLC	US	0.4383%
*Entry Door Assemblies	EIDorado National (Kansas), Inc.	US	0.1169%
*Entry Door Control Assemblies	A & M Systems	US	0.4091%
*Exit Door	EIDorado National (Kansas), Inc.	US	0.6428%
*Lift Door	Challenger	US	1.6714%
*Hatch	Safefleet Solutions/Transpec	US	0.5143%
*Lift Assembly	BraunAbility	US	5.8206%
*Restraints	Q'Straint/Sure-Lok International LLC	US	1.6013%
*Seats - Driver	Ford Motor Co	Incl'd in Chassis Price	0.0000%
*Seats - Passenger	Freedman Seating	US	5.6394%
*Battery Tray	MOR/ryde	US	0.9701%
*Bumper Assembly - Rear	Romeo Rim Inc	US	0.3799%
*Camera System	AngelTrax	US	4.8447%
*Mirrors	Rosco	US	0.9467%
TOTAL			73.5209%

The following is a description of the actual location of the final assembly point including a description of the activities that will take place at the final assembly point and the cost of final assembly:

The actual location of the final assembly point shall be: 1655 Wall Street, Salina, KS 67401

Description and activities are as follows:

Cab-chassis is modified to receive the vehicle body	Air conditioning installed
Brake Retarder Installed	Lift installed and tested
Steel sub-frame is fabricated and attached to chassis	Seats installed
Flooring is installed on the sub-frame	Tie-downs installed
Body is attached to chassis sub-frame and floor	Final finish functions performed:
Windows are installed	Exterior paint and markings applied
Doors are installed	Quality control and final testing performed
Electrical wiring harness is installed	Vehicle readied for shipment
Interior paneling and equipment finished out	

COST OF FINAL ASSEMBLY

\$22,655.00

Upon written request to the Federal Transit Administration, the Contractor may request a waiver of the above provision. Such a waiver may be granted if FTA determines that:

- A. Their application would be inconsistent with public interest.
- B. Such matters and products are not produced in the United States in sufficient and reasonably available quantities and of satisfactory quality.
- C. In the case of the procurement of bus or other rolling stock (including train control equipment, communication equipment and traction power equipment) under the Federal Mass Transit Act of 1964, as amended, that (a) the cost of all components which are produced in the United States is more than 60 percent of the cost of components of the bus or equipment described in this paragraph, and (b) final assembly of the bus or equipment described in this paragraph has taken place in the United States.
- D. The inclusion of domestic material will increase the cost of the overall project contract by more than 25 percent in the case of projects for the acquisition of rolling stock and 25 percent in the cost of all other projects. For purposes of this section in calculating costs, labor costs involved in final assembly shall not be included in the calculations.

The bidder certifies that it complies with the Buy America requirements of Section 165 (b) (3) of the Surface Transportation Assistance Act of 1982, as amended, and the regulations set forth in 49 CFR Part 661.11.

By:
Title
Manufacturer:
Date:

Michele Carlson
Sales Coordinator
EIDorado National (Kansas), Inc.
July 21, 2020

Class N Technical Specifications

	2020 ADVANCE 220 (SCT - FORD T350)
	<i>RAIN GUTTERS OVER WINDOWS, WC LIFT AND PASSENGER DOOR</i>
	2020 FORD TRANSIT 156WB-3.5L V6 GAS ECO-11000GVWR T/C
	STANDARD - BASE PADS, GRAY ABS, SC
	CUSTOMER EXPECTED DELIVERY DATE (MUST HAVE)
	MANUAL, CUSTOM AS-BUILT PARTS, USB
	CUSTOM OVERALL ELEC WIRING SCHEMATIC, USB EP4
	CHASSIS OEM DRIVER SEAT, W/OEM COVER/RH ARM TRANSIT
	CHASSIS, OEM AM/FM/BT/SYNC RADIO 4" DISP SCT
	CHASSIS FEE, TRANSIT/ E-FORD/CHEVY -OLATHE
	SPRING, ADDITIONAL LEAF LIFT SIDE SCT
	TIRE VALVE EXTENSIONS, 6"
	EXHAUST, STREETSIDE 90 W/MORRYDE SCT GAS
	ENTRY DOOR, LOWER BRUSH ASM, 36IN
	FAST IDLE,* W/INTERLOCK INPOWER SCT 2020
	BUMPER, *REAR WRAP BLACK SS SCT
	STANDARD - MUDFLAPS FRONT & REAR SCT
	STAINLESS STEEL SCREWS, EXTERIOR
	DOOR, *ENTRY 36 ELEC SCT STAINLESS
	EXTERIOR ENTRY DOOR KEY LOCK
	ENTRY DOOR SHIFT BYPASS
	DOOR, *REAR 32 X 62 SCT (2 WINDOWS)
	DOOR HOLD OPEN, OCS PHILLIPS
	WINDOW PACKAGE, 41 X 29 HEHR-1900 TOP-T
	A/C, *ACT 12S HD 75KBTU INWALL
	HEATER, 35K BTU* LOW PROFILE
	HEATER HOSE, 5/8" EPDM (STANDARD)
	HEATER, STEPWELL ELECTRIC
	BATTERY TRAY, STEEL PASS SIDE W/LOCK STAINLESS SC
	PD & BATTERY (2) G31 IN SLIDE TRAY
	STANDARD - ELECTRICAL SYSTEM, SCT EP4
	STANDARD - *CABLINER, VERONA COAL CLOTH SC
	CABLINER,* W/DOOR & SHELF BOTTOM HINGE GRAY SCT
	CABLINER, LANYARD ADDN, STORAGE DOOR, SC
2	SEAT,* MID-BACK DOUBLE FREEDMAN (SC)

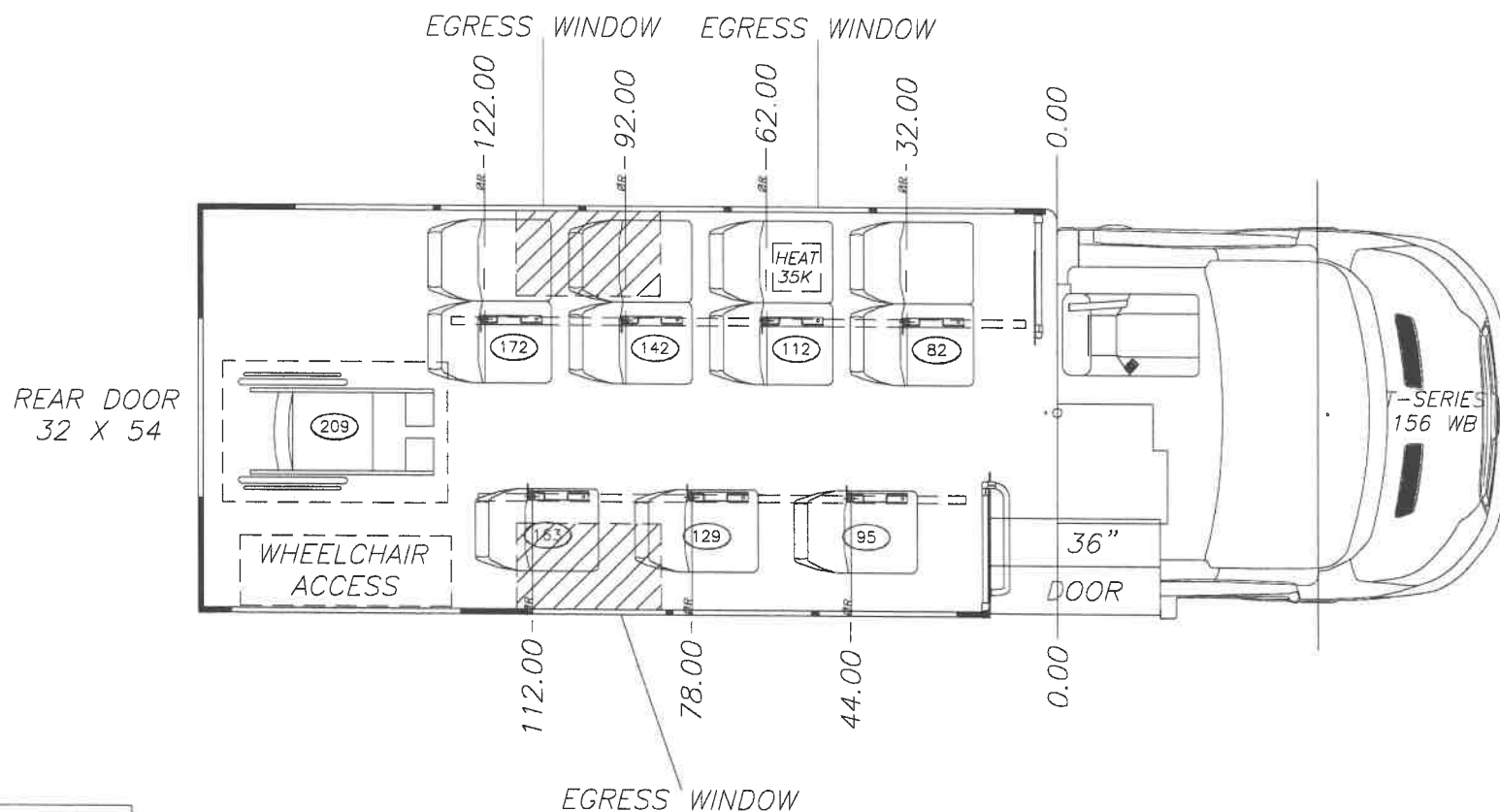
3	SEAT,* MID-BACK SINGLE FREEDMAN (SC)
2	SEAT, DBL W/ONE ICS TOD SEAT
11	SEAT COVER, LEVEL 4
11	SEAT ARMREST, U.S.ARM
7	SEAT, AV GRAB HANDLE- PADDED
	STANDARD - FLOORING, 5/8" EXT. PLYWOOD SC
	STANDARD - DRIVER STANCHION - NO MOD PANEL
	STANDARD - LH ENTRY DOOR STANCHION W/MOD PANEL
	STANCHION, VERTICAL
	STANCHION, VERTICAL WITH MOD PANEL SC
	<i>BEHIND LAST ROW OF SEATS IN FRONT OF LIFT</i>
2	HANDRAIL, OVERHEAD
	HANDRAIL, RIGHT ENTRY ASSIST SCT/SCE
	REVERSE ALARM (102 DB)
	HATCH, TRANSPEC LP WHITE SC
	MIRROR, ROSCO HEAT-REM, SCT
	FIRST AID KIT, 16 UNIT
	DELUXE BLOODBORNE PATHOGEN KIT
	FIRE EXT & REFLECTOR KIT, 5#
	LENS, WIDE ANGLE (REAR)
	LIGHTS, LED EXTERIOR PKG, W/REAR TURN, CMBL, SIDE MARKER/TURN
	<i>NEED 2 REFLECTORS ON EACH SIDE OF THE VEHICLE. AMBER ON THE FRONT AND RED ON THE REAR.</i>
	LIGHTS, LED EXTERIOR PKG, TURNS FLASH W/LIFT-ENT DOOR
	STANDARD - LIGHTS, LED DOME SUPER BRIGHT (3)
	LIGHTS, EMERG FLASH 4" AMBER LED REAR
	LIGHTS, INDEPENDENT BRAKE LED ROUND
	STEPWELL LIGHT, LED OPTRONICS HOODED INTERIOR & EXT.
	REAR DOOR AJAR BUZZER, PHILLIPS
	LIGHT, 6 EXIT INTERIOR RED LED
4	STANCHION, PADDED YELLOW
	SPEAKER, FORD DRIVER DOOR
	ACCESS PLATE, ANTENNA
	GROUND PLANE, W/O ANTENNA W/COAX PREWIRE
	PREWIRE, IGN-BATT-GND PASS DASH
	SPEAKERS, (6) WITH MIDSHIP

	STANDARD - REAR VIEW CAMERA, W/OEM DISPLAY FORD AEF/SCT
	STANDARD - FLOOR RUBBER, GERFLOR 190-250 SIRIUS
	COVE MOLDING, RUBBER TO SEAT RAIL SC
	STEP NOSING, YELLOW GERFLOR/RCA 36"
	STANDEE LINE, GERFLOR YELLOW 2 X 30
	STANDARD - INTERIOR SIDEWALLS, WHITE FRP SC
	STANDARD - HEADLINER, WHITE FRP SC
	CAB UNDERCOAT OPTION
	SPARE TIRE, LOOSE TRANSIT 20-
	MODESTY PANEL, DRIVER STARBOARD, SCT
	PANEL, DRIVERS PLEX .375 SMOKED SC
	RUNNING BOARD, DR SIDE SCT
	WHEELCHAIR DOOR, SC RR CHALLENGER 48X72
	LIFT, BRAUN CENTURY NCL1000FIB34X54HB-2 1000LB
	STORAGE BAG, TIEDOWN (KNDYN)
4	SEATBELT EXTENSION, 12"
	DECALS, ADA SPEC
4	SEATBELT, RETRACTABLE 60" (SHORT SLEEVE)
7	SEATBELT, RETRACTABLE 64" (LONG SLEEVE)
	LIGHT LED, SKIRT FLUSH OVAL BELOW LIFT
	LIGHT, LED LIFT INT CEILING MOUNT
	PAINT, NO-PAINT (GR1)
	PAINT WHEELS WHITE, BOTH SIDES - (4)
	DECALS, CUSTOM INTERIOR (QUOTE)
	<i>STD SEATBELT DECAL - UNLEAD FUEL ONLY #77383, NO STANDING #71760, WATCH YOUR STEP #70851, KEEP HEAD, HANDS & FEET INSIDE VEHICLE #71759 EXTERIOR HEIGHT DECAL #0022423-1, NO SMOKING #0028615-2, #0027977 PLEASE REMAIN SEATED UNTIL VEHICLE COMES TO A COMPLETE STOP EMERG DECAL #0039265, EMERG PHONE NUMBER, POLICE, AMBULANCE, FIRE, TRANSPORTATION SYSTEM #0039264</i>
	DECALS, CUSTOM EXTERIOR VINYL GRAPHICS (QUOTE)
	<i>REFLECTIVE TAPE AROUND EGRESS WINDOWS #0029747 CAUTION: STAND CLEAR FOR LIFT OPERATIONS #0039266-CAUTION: LOADING & UNLOADING PASSENGERS #0039267 THIS VEHICLE STOPS AT ALL RAILROAD CROSSINGS #0030617</i>
	<i>STANDARD "ALL PASSENGERS ARE REQUIRED TO WEAR SEAT BELTS WHEN VEHICLE IS IN MOTION" _ "EMERGENCY EQUIPMENT" "PRIORITY SEATING"X2 "EMERGENCE EXIT"X5</i>

	2128000M FRONT END TIRE ALIGNMENT
	774000GP DRIVERS FAN
	ANGEL TRAX VULCAN V12 WITH 6 DOME CAMERAS.
	SURE-LOK RESTRAINT AL712S-4C WITH L-TRACK
4	FE200750-16 SURE LOCK QUICK STRAP 16" LONG
11	FREEDMAN - ABS BACK PER (1) MID/HI/NOTCHBACK FOLDS ONLY
1	Fixed Route Package- front and side digital destination signs, Passenger Signaling System, PA system, fare box provision and strobe light
1	2 Mylar Blankets, 2 Wool Blankets, Safety Vest, Wheel Chocks
1	Painted Skirt

LEG

(95) = C/L FRONT SEAT TO PASS C.G.



DEALER
APPROVAL
☐ APPROVED

X

CUSTOMER SIGNATURE

DO NOT SCALE DRAWING

DRAWING INFORMATION

THIS DRAWING IS THE PROPERTY OF ELDORADO,
A FOREST RIVER COMPANY, AND IS NOT TO BE
DUPLICATED OR USED IN ANY WAY DETRIMENTAL
TO THEIR BEST INTEREST.

DRAWN: DAWSON CKD:

DATE: 07/07/20 SIZE: A

SCALE: 1/42 WGT:

REV. 06/20

TOLERANCE UNLESS SPECIFIED

SEAT SPACING $\pm .25$ (SEAT SPACING NOT TO BE LESS THAN 28.5")RESTRAINTS $\pm .25$ (W/C POSITIONS NOT TO BE SMALLER THAN 30 X 48)

— CD 07/07/20
REV. BY DATE

RELEASE TO PRODUCTION

DESCRIPTION

ELDORADO

1655 WALL STREET
SALINA, KS. 67401

TITLE:

ADVANCE 220
36" ENTRY DOOR / WC DOOR(REAR)

UNIT NUMBER

ACF2211-

PAGE

1 OF 1

ESTIMATE WEIGHT WORKSHEET

Unit Number: PROP35844
Date: 07/21/20
Dealer: 0
Customer: 0
Description: ACF220 1WC RL
Max capacity: 13

	FRONT (LBS)	REAR (LBS)	TOTAL (LBS)
Dry weight of unit (No passengers, no fuel)	3240	4886	8126
Curb weight of unit (No passengers, full fuel)	3315	4961	8276
Loaded weight of unit (Full passengers, full fuel)	3649	6627	10276
Vehicle Rating	4630	7275	11000
Overweight condition:	NO (981)	NO (648)	NO (724)

**BIDDER'S CERTIFICATION
BUY AMERICA**

PRE AWARD AUDIT

**EIDorado Advance 220
FOR
WV
EBUS PROPOSAL 35844**

Pursuant to 49 CFR Part 661, no funds shall be obligated under Federal Mass Transit Act of 1964, as amended or the Surface Transportation Assistance Act of 1982, as amended, unless steel and a manufactured product used in such products are produced in the United States.

COMPONENT	MANUFACTURER	COUNTRY OF ORIGIN	PERCENTAGE OF TOTAL VEHICLE COST
*Base Body	EIDorado National (Kansas), Inc.	US	9.6657%
*Chassis	Ford Motor Company	US	38.2732%
*Fast Idle/Interlock	InPower, LLC	US	0.4957%
*A/C compressor assemblies	Ford Motor Company	Incl'd in Chassis Price	0.0000%
*A/C evaporator/condenser assemblies	American Cooling Technology	US	1.5732%
*Heating Systems	ProAir LLC	US	0.4426%
*Entry Door Assemblies	EIDorado National (Kansas), Inc.	US	0.1180%
*Entry Door Control Assemblies	A & M Systems	US	0.4131%
*Exit Door	EIDorado National (Kansas), Inc.	US	0.6491%
*Lift Door	Challenger	US	1.6877%
*Hatch	Safefleet Solutions/Transpec	US	0.5193%
*Lift Assembly	BraunAbility	US	5.8773%
*Restraints	Q'Straint/Sure-Lok International LLC	US	0.8084%
*Seats - Passenger	Freedman Seating	US	5.6944%
*Battery Tray	MOR/ryde	US	0.9795%
*Bumper Assembly - Rear	Romeo Rim Inc	US	0.3836%
*Camera System	AngelTrax	US	4.8918%
*Mirrors	Rosco	US	0.9559%
TOTAL			73.4283%

The following is a description of the actual location of the final assembly point including a description of the activities that will take place at the final assembly point and the cost of final assembly:

The actual location of the final assembly point shall be: 1655 Wall Street, Salina, KS 67401

Description and activities are as follows:

Cab-chassis is modified to receive the vehicle body	Air conditioning installed
Brake Retarder Installed	Lift installed and tested
Steel sub-frame is fabricated and attached to chassis	Seats installed
Flooring is installed on the sub-frame	Tie-downs installed
Body is attached to chassis sub-frame and floor	Final finish functions performed:
Windows are installed	Exterior paint and markings applied
Doors are installed	Quality control and final testing performed
Electrical wiring harness is installed	Vehicle readied for shipment
Interior paneling and equipment finished out	

COST OF FINAL ASSEMBLY

\$22,515.00

Upon written request to the Federal Transit Administration, the Contractor may request a waiver of the above provision. Such a waiver may be granted if FTA determines that:

- A. Their application would be inconsistent with public interest.
- B. Such matters and products are not produced in the United States in sufficient and reasonably available quantities and of satisfactory quality.
- C. In the case of the procurement of bus or other rolling stock (including train control equipment, communication equipment and traction power equipment) under the Federal Mass Transit Act of 1964, as amended, that (a) the cost of all components which are produced in the United States is more than 60 percent of the cost of components of the bus or equipment described in this paragraph, and (b) final assembly of the bus or equipment described in this paragraph has taken place in the United States.
- D. The inclusion of domestic material will increase the cost of the overall project contract by more than 25 percent in the case of projects for the acquisition of rolling stock and 25 percent in the cost of all other projects. For purposes of this section in calculating costs, labor costs involved in final assembly shall not be included in the calculations.

The bidder certifies that it complies with the Buy America requirements of Section 165 (b) (3) of the Surface Transportation Assistance Act of 1982, as amended, and the regulations set forth in 49 CFR Part 661.11.

By:
Title
Manufacturer:
Date:

Michele Carlson
Sales Coordinator
EIDorado National (Kansas), Inc.
July 21, 2020

Class O Technical Specifications

	2020 ADVANCE 220 (SCT - FORD T350)
	<i>RAIN GUTTERS OVER WINDOWS, WC LIFT AND PASSENGER DOOR</i>
	2020 FORD TRANSIT 156WB-3.5L V6 GAS ECO-11000GVWR T/C
	STANDARD - BASE PADS, GRAY ABS, SC
	MANUAL, CUSTOM AS-BUILT PARTS, USB
	CUSTOM OVERALL ELEC WIRING SCHEMATIC, USB EP4
	CHASSIS OEM DRIVER SEAT, W/OEM COVER/RH ARM TRANSIT
	CHASSIS, OEM AM/FM/BT/SYNC RADIO 4" DISP SCT
	SPRING, ADDITIONAL LEAF LIFT SIDE SCT
	TIRE VALVE EXTENSIONS, 6"
	EXHAUST, STREETSIDE 90 W/MORRYDE SCT GAS
	ENTRY DOOR, LOWER BRUSH ASM, 36IN
	FAST IDLE,* W/INTERLOCK INPOWER SCT 2020
	BUMPER, *REAR WRAP BLACK SS SCT
	STANDARD - MUDFLAPS FRONT & REAR SCT
	STAINLESS STEEL SCREWS, EXTERIOR
	DOOR, *ENTRY 36 ELEC SCT STAINLESS
	EXTERIOR ENTRY DOOR KEY LOCK
	ENTRY DOOR SHIFT BYPASS
	DOOR, *REAR 32 X 62 SCT
	DOOR HOLD OPEN, OCS PHILLIPS
	WINDOW PACKAGE, 41 X 29 HEHR-1900 TOP-T
	A/C, *ACT 12S HD 75KBTU INWALL
	HEATER, 35K BTU* LOW PROFILE
	HEATER HOSE, 5/8" EPDM (STANDARD)
	HEATER, STEPWELL ELECTRIC
	BATTERY TRAY, STEEL PASS SIDE W/LOCK STAINLESS SC
	PD & BATTERY (2) G31 IN SLIDE TRAY
	STANDARD - ELECTRICAL SYSTEM, SCT EP4
	STANDARD - *CABLINER, VERONA COAL CLOTH SC
	CABLINER,* W/DOOR & SHELF BOTTOM HINGE GRAY SCT
	CABLINER, LANYARD ADDN, STORAGE DOOR, SC
2	SEAT,* MID-BACK DOUBLE FREEDMAN (SC)
3	SEAT,* MID-BACK SINGLE FREEDMAN (SC)
2	SEAT, DBL W/ONE ICS TOD SEAT

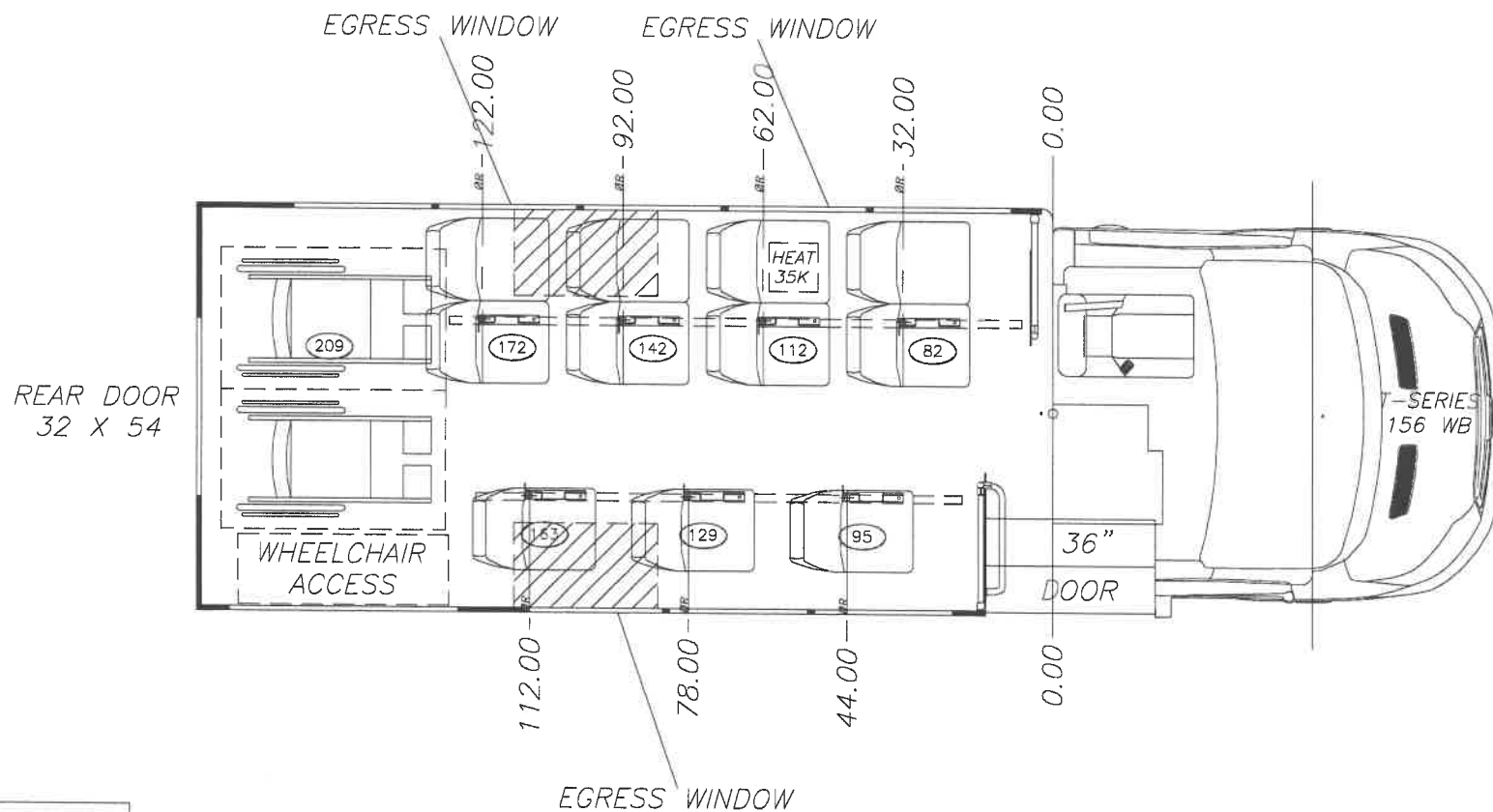
11	SEAT COVER, LEVEL 4
11	SEAT ARMREST, U.S.ARM
7	SEAT, AV GRAB HANDLE- PADDED
	STANDARD - FLOORING, 5/8" EXT. PLYWOOD SC
	STANDARD - DRIVER STANCHION - NO MOD PANEL
	STANDARD - LH ENTRY DOOR STANCHION W/MOD PANEL
	STANCHION, VERTICAL
	STANCHION, VERTICAL WITH MOD PANEL SC
	<i>BEHIND LAST ROW OF SEATS IN FRONT OF LIFT</i>
2	HANDRAIL, OVERHEAD
	HANDRAIL, RIGHT ENTRY ASSIST SCT/SCE
	REVERSE ALARM (102 DB)
	HATCH, TRANSPEC LP WHITE SC
	MIRROR, ROSCO HEAT-REM, SCT
	FIRST AID KIT, 16 UNIT
	DELUXE BLOODBORNE PATHOGEN KIT
	FIRE EXT & REFLECTOR KIT, 5#
	LENS, WIDE ANGLE (REAR)
	LIGHTS, LED EXTERIOR PKG, W/REAR TURN, CMBL, SIDE MARKER/TURN
	<i>NEED 2 REFLECTORS ON EACH SIDE OF THE VEHICLE. AMBER ON THE FRONT AND RED ON THE REAR.</i>
	LIGHTS, LED EXTERIOR PKG, TURNS FLASH W/LIFT-ENT DOOR
	STANDARD - LIGHTS, LED DOME SUPER BRIGHT (3)
	LIGHTS, EMERG FLASH 4" AMBER LED REAR
	LIGHTS, INDEPENDENT BRAKE LED ROUND
	STEPWELL LIGHT, LED OPTRONICS HOODED INTERIOR & EXT.
	REAR DOOR AJAR BUZZER, PHILLIPS
	LIGHT, 6 EXIT INTERIOR RED LED
4	STANCHION, PADDED YELLOW
	SPEAKER, FORD DRIVER DOOR
	ACCESS PLATE, ANTENNA
	GROUND PLANE, W/O ANTENNA W/COAX PREWIRE
	PREWIRE, IGN-BATT-GND PASS DASH
	SPEAKERS, (6) WITH MIDSHIP
	STANDARD - REAR VIEW CAMERA, W/OEM DISPLAY FORD AEF/SCT
	STANDARD - FLOOR RUBBER, GERFLOR 190-250 SIRIUS

	COVE MOLDING, RUBBER TO SEAT RAIL SC
	STEP NOSING, YELLOW GERFLOR/RCA 36"
	STANDEE LINE, GERFLOR YELLOW 2 X 30
	STANDARD - INTERIOR SIDEWALLS, WHITE FRP SC
	STANDARD - HEADLINER, WHITE FRP SC
	CAB UNDERCOAT OPTION
	SPARE TIRE, LOOSE TRANSIT 20-
	MODESTY PANEL, DRIVER STARBOARD, SCT
	PANEL, DRIVERS PLEX .375 SMOKED SC
	RUNNING BOARD, DR SIDE SCT
	WHEELCHAIR DOOR, SC RR CHALLENGER 48X72
	LIFT, BRAUN CENTURY NCL1000FIB34X54HB-2 1000LB
2	STORAGE BAG, TIEDOWN (KNDYN)
4	SEATBELT EXTENSION, 12"
	DECALS, ADA SPEC
4	SEATBELT, RETRACTABLE 60" (SHORT SLEEVE)
7	SEATBELT, RETRACTABLE 64" (LONG SLEEVE)
	LIGHT LED, SKIRT FLUSH OVAL BELOW LIFT
	LIGHT, LED LIFT INT CEILING MOUNT
	PAINT, NO-PAINT (GR1)
	PAINT WHEELS WHITE, BOTH SIDES - (4)
	DECALS, CUSTOM INTERIOR (QUOTE)
	<i>STD SEATBELT DECAL - UNLEAD FUEL ONLY #77383, NO STANDING #71760, WATCH YOUR STEP #70851, KEEP HEAD, HANDS & FEET INSIDE VEHICLE #71759 EXTERIOR HEIGHT DECAL #0022423-1, NO SMOKING #0028615-2, #0027977 PLEASE REMAIN SEATED UNTIL VEHICLE COMES TO A COMPLETE STOP EMERG DECAL #0039265, EMERG PHONE NUMBER, POLICE, AMBULANCE, FIRE, TRANSPORTATION SYSTEM #0039264</i>
	DECALS, CUSTOM EXTERIOR VINYL GRAPHICS (QUOTE)
	<i>REFLECTIVE TAPE AROUND EGRESS WINDOWS #0029747 CAUTION: STAND CLEAR FOR LIFT OPERATIONS #0039266-CAUTION: LOADING & UNLOADING PASSENGERS #0039267 THIS VEHICLE STOPS AT ALL RAILROAD CROSSINGS #0030617</i>
	<i>STANDARD "ALL PASSENGERS ARE REQUIRED TO WEAR SEAT BELTS WHEN VEHICLE IS IN MOTION" "EMERGENCY EQUIPMENT" "PRIORITY SEATING"X2 "EMERGENCE EXIT"X5</i>
	2128000M FRONT END TIRE ALIGNMENT
	774000GP Drivers Fan

	ANGEL TRAX VULCAN V12 WITH 6 DOME CAMERAS.
2	SURE-LOK RESTRAINT AL712S-4C WITH L-TRACK
8	FE200750-16 SURE LOCK QUICK STRAP 16" LONG
11	FREEDMAN - ABS BACK PER (1) MID/HI/NOTCHBACK FOLDS ONLY
1	Fixed Route Package- front and side digital destination signs, Passenger Signaling System, PA system, fare box provision and strobe light
1	2 Mylar Blankets, 2 Wool Blankets, Safety Vest, Wheel Chocks
1	Painted Skirt

LEG

(95) = C/L FRONT WHEEL TO PASS C.G.



DEALER
APPROVAL
☐ APPROVED

X

CUSTOMER SIGNATURE

DO NOT SCALE DRAWING

DRAWING INFORMATION

THIS DRAWING IS THE PROPERTY OF ELDORADO,
A FOREST RIVER COMPANY, AND IS NOT TO BE
DUPLICATED OR USED IN ANY WAY DETRIMENTAL
TO THEIR BEST INTEREST.

DRAWN: DAWSON CKD:

DATE: 07/07/20 SIZE: A

SCALE: 1/42 WGT:

REV. 06/20

TOLERANCE UNLESS SPECIFIED

SEAT SPACING $\pm .25$ (SEAT SPACING NOT TO BE LESS THAN 28.5")RESTRAINTS $\pm .25$ (W/C POSITIONS NOT TO BE SMALLER THAN 30 X 48)

REV. BY DATE

RELEASE TO PRODUCTION

DESCRIPTION

ELDORADO1655 WALL STREET
SALINA, KS. 67401

TITLE:

ADVANCE 220
36" ENTRY DOOR / WC DOOR(REAR)

UNIT NUMBER

ACF2211-

PAGE

1 of 1

ESTIMATE WEIGHT WORKSHEET

Unit Number: PROP35845
Date: 07/21/20
Dealer: 0
Customer: 0
Description: ACF220 3WC FL
Max capacity: 11

	FRONT (LBS)	REAR (LBS)	TOTAL (LBS)
Dry weight of unit (No passengers, no fuel)	3439	4943	8382
Curb weight of unit (No passengers, full fuel)	3514	5018	8532
Loaded weight of unit (Full passengers, full fuel)	3595	6587	10182
Vehicle Rating	4630	7275	11000
Overweight condition:	NO (1035)	NO (688)	NO (818)

**BIDDER'S CERTIFICATION
BUY AMERICA**

PRE AWARD AUDIT

**EIDorado Advance 220
FOR
WV
EBUS PROPOSAL 35845**

Pursuant to 49 CFR Part 661, no funds shall be obligated under Federal Mass Transit Act of 1964, as amended or the Surface Transportation Assistance Act of 1982, as amended, unless steel and a manufactured product used in such products are produced in the United States.

COMPONENT	MANUFACTURER	COUNTRY OF ORIGIN	PERCENTAGE OF TOTAL VEHICLE COST
*Base Body	EIDorado National (Kansas), Inc.	US	9.4105%
*Chassis	Ford Motor Company	US	37.2630%
*Alternator and electronic systems	PennTex Industries Inc	US	0.0000%
*Fast Idle/Interlock	InPower, LLC	US	0.4826%
*A/C compressor assemblies	Ford Motor Company	Incl'd in Chassis Price	0.0000%
*A/C evaporator/condenser assemblies	American Cooling Technology	US	1.5317%
*Heating Systems	ProAir LLC	US	0.4309%
*Entry Door Assemblies	EIDorado National (Kansas), Inc.	US	0.1149%
*Entry Door Control Assemblies	A & M Systems	US	0.4022%
*Exit Door	EIDorado National (Kansas), Inc.	US	0.5515%
*Lift Door	Challenger	US	1.4593%
*Hatch	Safefleet Solutions/Transpec	US	0.5056%
*Lift Assembly	BraunAbility	US	5.7222%
*Restraints	Q'Straint/Sure-Lok International LLC	US	2.3613%
*Seats - Driver	Ford Motor Co	Incl'd in Chassis Price	0.0000%
*Seats - Fold	Freedman Seating	US	4.2284%
*Seats - Passenger	Freedman Seating	US	4.3089%
*Battery Tray	MOR/ryde	US	0.9537%
*Bumper Assembly - Rear	Romeo Rim Inc	US	0.3734%
*Camera System	AngelTrax	US	4.7627%
*Mirrors	Rosco	US	0.9307%
TOTAL			75.7934%

The following is a description of the actual location of the final assembly point including a description of the activities that will take place at the final assembly point and the cost of final assembly:

The actual location of the final assembly point shall be: 1655 Wall Street, Salina, KS 67401

Description and activities are as follows:

Cab-chassis is modified to receive the vehicle body	Air conditioning installed
Brake Retarder Installed	Lift installed and tested
Steel sub-frame is fabricated and attached to chassis	Seats installed
Flooring is installed on the sub-frame	Tie-downs installed
Body is attached to chassis sub-frame and floor	Final finish functions performed:
Windows are installed	Exterior paint and markings applied
Doors are installed	Quality control and final testing performed
Electrical wiring harness is installed	Vehicle readied for shipment

Interior paneling and equipment finished out

COST OF FINAL ASSEMBLY

\$21,067.00

Upon written request to the Federal Transit Administration, the Contractor may request a waiver of the above provision. Such a waiver may be granted if FTA determines that:

- A. Their application would be inconsistent with public interest.
- B. Such matters and products are not produced in the United States in sufficient and reasonably available quantities and of satisfactory quality.
- C. In the case of the procurement of bus or other rolling stock (including train control equipment, communication equipment and traction power equipment) under the Federal Mass Transit Act of 1964, as amended, that (a) the cost of all components which are produced in the United States is more than 60 percent of the cost of components of the bus or equipment described in this paragraph, and (b) final assembly of the bus or equipment described in this paragraph has taken place in the United States.
- D. The inclusion of domestic material will increase the cost of the overall project contract by more than 25 percent in the case of projects for the acquisition of rolling stock and 25 percent in the cost of all other projects. For purposes of this section in calculating costs, labor costs involved in final assembly shall not be included in the calculations.

The bidder certifies that it complies with the Buy America requirements of Section 165 (b) (3) of the Surface Transportation Assistance Act of 1982, as amended, and the regulations set forth in 49 CFR Part 661.11.

By:
Title
Manufacturer:
Date:

Michele Carlson
Sales Coordinator
EIDorado National (Kansas), Inc.
July 21, 2020

Class P Technical Specifications

	2020 ADVANCE 220 (SCT - FORD T350) RSD
	<i>RAIN GUTTERS OVER WINDOWS, WC LIFT AND PASSENGER DOOR</i>
	2020 FORD TRANSIT 156WB-3.5L V6 GAS ECO-11000GVWR T/C
	STANDARD - BASE PADS, GRAY ABS, SC
	CUSTOMER EXPECTED DELIVERY DATE (MUST HAVE)
	MANUAL, CUSTOM AS-BUILT PARTS, USB
	CUSTOM OVERALL ELEC WIRING SCHEMATIC, USB EP4
	CHASSIS OEM DRIVER SEAT, W/OEM COVER/RH ARM TRANSIT
	CHASSIS, OEM AM/FM/BT/SYNC RADIO 4" DISP SCT
	CHASSIS FEE, TRANSIT/ E-FORD/CHEVY -OLATHE
	SPRING, ADDITIONAL LEAF LIFT SIDE SCT
	TIRE VALVE EXTENSIONS, 6"
	EXHAUST, STREETSIDE 90 W/MORRYDE SCT GAS
	ENTRY DOOR, LOWER BRUSH ASM, 36IN
	FAST IDLE,* W/INTERLOCK INPOWER SCT 2020
	BUMPER, *REAR WRAP BLACK SS SCT
	STANDARD - MUDFLAPS FRONT & REAR SCT
	STAINLESS STEEL SCREWS, EXTERIOR
	RISER, RSD FLR YELLOW 36
	DOOR, *ENTRY 36 ELEC SCT STAINLESS
	EXTERIOR ENTRY DOOR KEY LOCK
	ENTRY DOOR SHIFT BYPASS
	DOOR, *REAR 32 X 54 SCT RSD (2 WINDOWS)
	DOOR HOLD OPEN, OCS PHILLIPS
	WINDOW PACKAGE, 41 X 29 HEHR-1900 TOP-T
	A/C, *ACT 12S HD 75KBTU INWALL
	HEATER, 35K BTU* LOW PROFILE
	HEATER HOSE, 5/8" EPDM (STANDARD)
	HEATER, STEPWELL ELECTRIC
	BATTERY TRAY, STEEL PASS SIDE W/LOCK STAINLESS SC
	PD & BATTERY (2) G31 IN SLIDE TRAY
	STANDARD - ELECTRICAL SYSTEM, SCT EP4
	STANDARD - *CABLINER, VERONA COAL CLOTH SC
	CABLINER,* W/DOOR & SHELF BOTTOM HINGE GRAY SCT
	CABLINER, LANYARD ADDN, STORAGE DOOR, SC

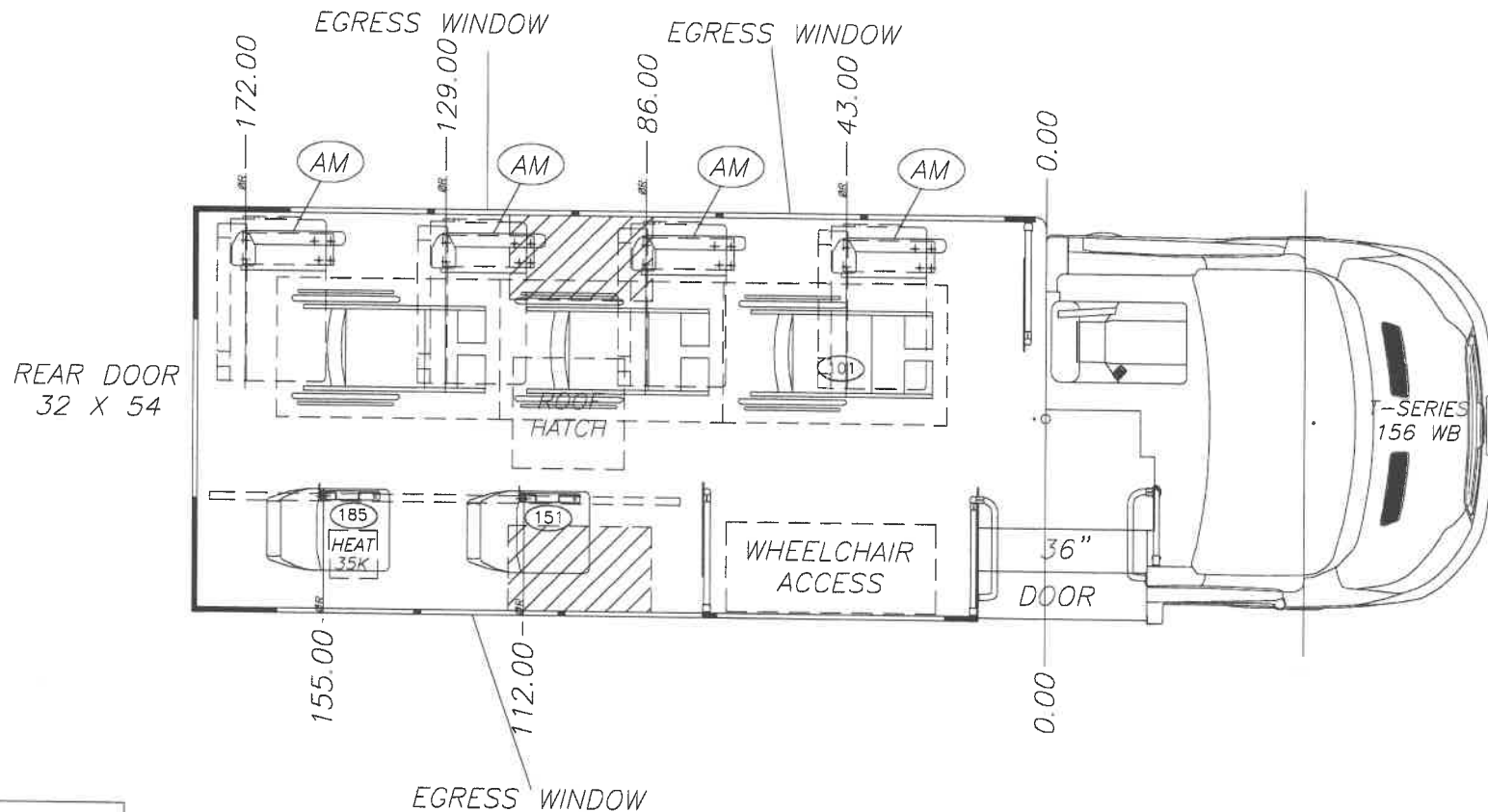
2	SEAT, SINGLE ICS TODDLER SEAT - FREEDMAN
10	SEAT COVER, LEVEL 4
10	SEAT ARMREST, U.S.ARM
8	SEAT, AV GRAB HANDLE- PADDED
	STANDARD - FLOORING, 5/8" EXT. PLYWOOD SC
	STANDARD - DRIVER STANCHION - NO MOD PANEL
	STANDARD - LH ENTRY DOOR STANCHION W/MOD PANEL
	STANCHION, VERTICAL
	STANCHION, VERTICAL WITH MOD PANEL SC
	<i>BEHIND LIFT</i>
	HANDRAIL, OVERHEAD
	HANDRAIL, RIGHT ENTRY ASSIST SCT/SCE
	REVERSE ALARM (102 DB)
	HATCH, TRANSPEC LP WHITE SC
	MIRROR, ROSCO HEAT-REM, SCT
	FIRST AID KIT, 16 UNIT
	DELUXE BLOODBORNE PATHOGEN KIT
	FIRE EXT & REFLECTOR KIT, 5#
	LENS, WIDE ANGLE (REAR)
	LIGHTS, LED EXTERIOR PKG, W/REAR TURN, CMBL, SIDE MARKER/TURN
	<i>NEED 2 REFLECTORS ON EACH SIDE OF THE VEHICLE. AMBER ON THE FRONT AND RED ON THE REAR.</i>
	LIGHTS, LED EXTERIOR PKG, TURNS FLASH W/LIFT-ENT DOOR
	STANDARD - LIGHTS, LED DOME SUPER BRIGHT (3)
	LIGHTS, EMERG FLASH 4" AMBER LED REAR
	LIGHTS, INDEPENDENT BRAKE LED ROUND
	STEPWELL LIGHT, LED OPTRONICS HOODED INTERIOR & EXT.
	REAR DOOR AJAR BUZZER, PHILLIPS
	LIGHT, 6 EXIT INTERIOR RED LED
4	STANCHION, PADDED YELLOW
	SPEAKER, FORD DRIVER DOOR
	ACCESS PLATE, ANTENNA
	GROUND PLANE, W/O ANTENNA W/COAX PREWIRE
	PREWIRE, IGN-BATT-GND PASS DASH
	SPEAKERS, (6) WITH MIDSHIP
	STANDARD - REAR VIEW CAMERA, W/OEM DISPLAY FORD AEF/SCT

	STANDARD - FLOOR RUBBER, GERFLOR 190-250 SIRIUS
	COVE MOLDING, RUBBER TO SEAT RAIL SC
	STEP NOSING, YELLOW GERFLOR/RCA 36"
	STANDEE LINE, GERFLOR YELLOW 2 X 30
	STANDARD - INTERIOR SIDEWALLS, WHITE FRP SC
	STANDARD - HEADLINER, WHITE FRP SC
	CAB UNDERCOAT OPTION
	SPARE TIRE, LOOSE TRANSIT 20-
	MODESTY PANEL, DRIVER STARBOARD, SCT
	PANEL, DRIVERS PLEX .375 SMOKED SC
	RUNNING BOARD, DR SIDE SCT
	WHEELCHAIR DOOR, SC FRT CHALLENGER 48X72
	LIFT, BRAUN CENTURY NCL1000FIB34X54HB-2 1000LB
4	SEAT, FREEDMAN AM NOTCH-BACK DOUBLE FOLDSEAT
3	STORAGE BAG, TIEDOWN (KNDYN)
4	SEATBELT EXTENSION, 12"
	DECALS, ADA SPEC
4	SEATBELT, RETRACTABLE 60" (SHORT SLEEVE)
6	SEATBELT, RETRACTABLE 64" (LONG SLEEVE)
	LIGHT LED, SKIRT FLUSH OVAL BELOW LIFT
	LIGHT, LED LIFT INT CEILING MOUNT
	PAINT, NO-PAINT (GR1)
	PAINT WHEELS WHITE, BOTH SIDES - (4)
	DECALS, CUSTOM INTERIOR (QUOTE)
	<i>STD SEATBELT DECAL - UNLEAD FUEL ONLY #77383, NO STANDING #71760, WATCH YOUR STEP #70851, KEEP HEAD, HANDS & FEET INSIDE VEHICLE #71759 EXTERIOR HEIGHT DECAL #0022423-1, NO SMOKING #0028615-2, #0027977 PLEASE REMAIN SEATED UNTIL VEHICLE COMES TO A COMPLETE STOP EMERG DECAL #0039265, EMERG PHONE NUMBER, POLICE, AMBULANCE, FIRE, TRANSPORTATION SYSTEM #0039264</i>
	DECALS, CUSTOM EXTERIOR VINYL GRAPHICS (QUOTE)
	<i>REFLECTIVE TAPE AROUND EGRESS WINDOWS #0029747 CAUTION: STAND CLEAR FOR LIFT OPERATIONS #0039266-CAUTION: LOADING & UNLOADING PASSENGERS #0039267 THIS VEHICLE STOPS AT ALL RAILROAD CROSSINGS #0030617</i>
	<i>STANDARD "ALL PASSENGERS ARE REQUIRED TO WEAR SEAT BELTS WHEN VEHICLE IS IN MOTION" _ "EMERGENCY EQUIPMENT" "PRIORITY SEATING"X2 "EMERGENCE EXIT"X5</i>

	2128000M FRONT END TIRE ALIGNMENT
	774000GP DRIVERS FAN
	ANGEL TRAX VULCAN V12 WITH 6 DOME CAMERAS.
3	SURE-LOK RESTRAINT AL712S-4C WITH L-TRACK
	<i>WC POSITIONS NOT TO SHARE TRACK. TO BE SEPARATED BY 6"</i>
12	FE200750-16 SURE LOCK QUICK STRAP 16" LONG
8	FREEDMAN - ABS BACK PER (1) MID/HI/NOTCHBACK FOLDS ONLY
1	Fixed Route Package- front and side digital destination signs, Passenger Signaling System, PA system, fare box provision and strobe light
1	2 Mylar Blankets, 2 Wool Blankets, Safety Vest, Wheel Chocks
1	Painted Skirt

LEGEND

(95) = C/L FRONT TO PASS C.G.



DEALER
APPROVAL
☐ APPROVED

X
CUSTOMER SIGNATURE

ELDORADO

1655 WALL STREET
SALINA, KS. 67401

DO NOT SCALE DRAWING

DRAWING INFORMATION

THIS DRAWING IS THE PROPERTY OF ELDORADO, A FOREST RIVER COMPANY, AND IS NOT TO BE DUPLICATED OR USED IN ANY WAY DETRIMENTAL TO THEIR BEST INTEREST.

DRAWN: DAWSON CKD:

DATE: 07/07/20 SIZE: A

REV. 06/20

SCALE: 1/42 WGT:

TOLERANCE UNLESS SPECIFIED

SEAT SPACING $\pm .25$ (SEAT SPACING NOT TO BE LESS THAN 28.5")

RESTRAINTS $\pm .25$ (W/C POSITIONS NOT TO BE SMALLER THAN 30 X 48)

REV. BY DATE

CD 07/07/20 RELEASE TO PRODUCTION

DESCRIPTION

TITLE:
ADVANCE 220
36" ENTRY DOOR / WC DOOR(FRONT)

UNIT NUMBER
ACF2208-

PAGE
1 OF 1

ESTIMATE WEIGHT WORKSHEET

Unit Number: PROP35835
 Date: 07/21/20
 Dealer: 0
 Customer: 0
 Description: ACF220 2WC RL
 Max capacity: 14

	FRONT (LBS)	REAR (LBS)	TOTAL (LBS)
Dry weight of unit (No passengers, no fuel)	3316	4886	8202
Curb weight of unit (No passengers, full fuel)	3391	4961	8352
Loaded weight of unit (Full passengers, full fuel)	3657	6895	10552
Vehicle Rating	4630	7275	11000
Overweight condition:	NO (973)	NO (380)	NO (448)

**BIDDER'S CERTIFICATION
BUY AMERICA**

PRE AWARD AUDIT

**EIDorado Advance 220
FOR
WV
EBUS PROPOSAL 35835**

Pursuant to 49 CFR Part 661, no funds shall be obligated under Federal Mass Transit Act of 1964, as amended or the Surface Transportation Assistance Act of 1982, as amended, unless steel and a manufactured product used in such products are produced in the United States.

COMPONENT	MANUFACTURER	COUNTRY OF ORIGIN	PERCENTAGE OF TOTAL VEHICLE COST
*Base Body	EIDorado National (Kansas), Inc.	US	9.5725%
*Chassis	Ford Motor Company	US	37.9041%
*Fast Idle/Interlock	InPower, LLC	US	0.4909%
*A/C compressor assemblies	Ford Motor Company	Incl'd in Chassis Price	0.0000%
*A/C evaporator/condenser assemblies	American Cooling Technology	US	1.5580%
*Heating Systems	ProAir LLC	US	0.4383%
*Entry Door Assemblies	EIDorado National (Kansas), Inc.	US	0.1169%
*Entry Door Control Assemblies	A & M Systems	US	0.4091%
*Exit Door	EIDorado National (Kansas), Inc.	US	0.6428%
*Lift Door	Challenger	US	1.6714%
*Hatch	SafeFleet Solutions/Transpec	US	0.5143%
*Lift Assembly	BraunAbility	US	5.8206%
*Restraints	Q'Straint/Sure-Lok International LLC	US	1.6013%
*Seats - Driver	Ford Motor Co	Incl'd in Chassis Price	0.0000%
*Seats - Passenger	Freedman Seating	US	5.6394%
*Battery Tray	MOR/ryde	US	0.9701%
*Bumper Assembly - Rear	Romeo Rim Inc	US	0.3799%
*Camera System	AngelTrax	US	4.8447%
*Mirrors	Rosco	US	0.9467%
TOTAL			73.5209%

The following is a description of the actual location of the final assembly point including a description of the activities that will take place at the final assembly point and the cost of final assembly:

The actual location of the final assembly point shall be: 1655 Wall Street, Salina, KS 67401

Description and activities are as follows:

Cab-chassis is modified to receive the vehicle body
Brake Retarder Installed
Steel sub-frame is fabricated and attached to chassis
Flooring is installed on the sub-frame
Body is attached to chassis sub-frame and floor
Windows are installed
Doors are installed
Electrical wiring harness is installed
Interior paneling and equipment finished out

Air conditioning installed
Lift installed and tested
Seats installed
Tie-downs installed
Final finish functions performed:
Exterior paint and markings applied
Quality control and final testing performed
Vehicle readied for shipment

COST OF FINAL ASSEMBLY

\$22,655.00

Upon written request to the Federal Transit Administration, the Contractor may request a waiver of the above provision. Such a waiver may be granted if FTA determines that:

- A. Their application would be inconsistent with public interest.
- B. Such matters and products are not produced in the United States in sufficient and reasonably available quantities and of satisfactory quality.
- C. In the case of the procurement of bus or other rolling stock (including train control equipment, communication equipment and traction power equipment) under the Federal Mass Transit Act of 1964, as amended, that (a) the cost of all components which are produced in the United States is more than 60 percent of the cost of components of the bus or equipment described in this paragraph, and (b) final assembly of the bus or equipment described in this paragraph has taken place in the United States.
- D. The inclusion of domestic material will increase the cost of the overall project contract by more than 25 percent in the case of projects for the acquisition of rolling stock and 25 percent in the cost of all other projects. For purposes of this section in calculating costs, labor costs involved in final assembly shall not be included in the calculations.

The bidder certifies that it complies with the Buy America requirements of Section 165 (b) (3) of the Surface Transportation Assistance Act of 1982, as amended, and the regulations set forth in 49 CFR Part 661.11.

By:
Title
Manufacturer:
Date:

Michele Carlson
Sales Coordinator
EIDorado National (Kansas), Inc.
July 21, 2020

ROHRER

School & Commercial Bus Sales

Company History

Rohrer Bus... four generations of transportation experience.

Rohrer's history all began in the early 1920's when Howard E. Rohrer Sr. started transporting school children with his horse and wagon in Allen's Cove, just south of Duncannon, Pennsylvania. The early horse-and-wagon evolved to a few wooden school bus bodies being built on car chassis'. Over the years, the need for student transportation grew. That's the way Rohrer Bus began.

Now fast forward to 1975. Howard E. Rohrer Jr. was running the business and our school bus fleet had grown to 70 buses. In addition to our growing school transportation service, Rohrer Bus added a Sales company and teamed up with Wayne school buses to represent their products. It was soon apparent that our **school bus company** was quickly outgrowing the facility on the family farm. So, in 1976, ground was broken for a new sales and service facility where our headquarters remain today.

By 1981, the 3rd generation of the Rohrer family was well on their way to continuing our company's transportation legacy. H.E. "Skip" Rohrer III and his brother-in-law John Schrantz, who continue to oversee the business operations today, took over the company from H.E. Rohrer Jr. By this time, our operating fleet had grown to over 200 buses and, in 1982, we became a dealer for Champion Bus selling commercial buses.

In the fall of 1999, Rohrer Bus Sales proudly became the Thomas Built Bus dealer for the much of the state of Pennsylvania. Our experience in the sale and operation of school and commercial buses, along with our reputation for providing outstanding customer service made Rohrer the logical choice when Thomas Built Buses was looking for a full-service dealership to partner with. And in 2006, just one year after receiving the Pennsylvania School Bus Association's (PSBA) Platinum Bus Award for 75 years of service to the transportation industry, Rohrer Bus was celebrated as the Thomas Built Bus Dealer of the Year.

Today, the 4th generation of the Rohrer transportation legacy is now in place with Tahva Rohrer Wylie and David Schrantz continuing our family's dedication to the transportation industry. We currently sell vehicles throughout the mid-Atlantic states of Pennsylvania, Maryland, New Jersey, Delaware, and Virginia. Rohrer Bus offers a complete lineup of vans and buses ranging from small, wheelchair-accessible passenger vans to 90-passenger buses. On top of that, we are a FULL service dealer with factory-trained, ASE certified technicians providing factory approved service and warranty repairs for the ENTIRE bus.

In addition to our dealership growth, over fifteen (15) Pennsylvania school districts, intermediate units, and other entities rely on our fleet of over 500 vehicles to provide them with safe transportation services for their students. Our Duncannon headquarters has expanded several times, now with over 30,000 square feet, offering complete support along with the latest tools and equipment. With that, we are proud to be recognized as Perry County's largest employer. In addition to our Duncannon facility, Rohrer Bus has instituted several satellite facilities located throughout our growing sales territory.

Although we may have grown much larger over our many years in business, our Rohrer Bus family still prides itself on one thing: providing the very best transportation products and services available. With over 1000 years of combined industry experience, we can handle just about any transportation need, while consistently demonstrating our commitment to the highest level of quality, safety, and customer service. So, as **"The Transportation Company You Can Depend On"**, we look forward to a very long and successful relationship as your partner in safe and reliable transportation!

1515 State Road, P.O. Box 100, Duncannon, Pennsylvania 17020 • OFFICE 717.957.2141 • TOLL.FREE 800.735.3900 • FAX 717.957.4884

rohrerbus.com

ROHRER

School & Commercial Bus Sales

Warranty Service & Product Recalls

When buying a vehicle from Rohrer Bus, you can rest assured that you will be taken care of long after the sale. Our dedicated account representatives, Ryan Renninger (warranty) and Greg Kline (parts), are committed to service. They are here to help you from 8am – 4:30pm Monday thru Friday. Mr. Renninger is hands on and our most knowledgeable employee regarding warranty. Mr. Renninger and Mr. Kline can be reached at 1-800-735-3900.



ROHRER

School & Commercial Bus Sales

When you purchase a vehicle you are fully aware that, at some point, you will need to repair it. That is why Rohrer Bus has stocked our bus parts warehouse with items from the most reputable manufacturers in the business. We've built our reputation as a leading commercial and school bus parts dealer by partnering with highly regarded manufacturers like Thomas Built Buses®, AutoAbility, Braun Corporation, Champion Bus, El Dorado National, Federal Coach, General Coach, Krystal Coaches, StarTrans, and Vehicle Production Group (VPG). By working with such well-regarded industry leaders, Rohrer Bus is able to provide the exact bus parts that you are looking for.

A Massive Inventory of Bus Parts For Sale

At Rohrer Bus, our customers operate vehicles in all models, sizes, and from just about every different model year. Because of this, our inventory of bus parts for sale is massive. Even if we do not have the exact part that you need in our warehouse, we have the resources to locate it and get it to you quickly. Don't spend your time scouring for bus parts online. Call our friendly team of bus parts experts and let us get you what you are looking for quickly.



Parts Stock Room

A Transportation Company You Can Depend On.

Rohrer Bus is a company that provides the safest and most efficient [bus transportation services](#) and solutions available. We're large enough to offer the best products and services in the industry, but small enough to provide all of our customers with the personalized attention they deserve. If we don't have the bus parts that fit your needs, we have the resources available to find it. [Contact us](#) to learn more about our complete selection of bus parts for sale or call 1-888-594-3135!

Service Offerings

Rohrer Bus is a full-service transportation equipment maintenance facility. No matter how minor or serious your vehicle's problem is, we have the resources to fix it. With over 500 years of combined bus and automotive experience, our shop maintenance personnel are equipped to get your vehicle back on the road quickly. Our goal is to be your preferred bus service company, and we won't let you down!

Our Service Capabilities

- Major / minor [bus repairs](#)
- Factory trained – certified technicians
- Engine Warranty – Cummins, CAT, Mercedes / Detroit
- Lift repair & Warranty – Braun, Ricon, Maxon
- Hand Controls – Mobility Driving Aids
- Air Conditioning – ACT, Trans-Air, AC Carrier
- Front End / All Wheel Alignment – Minivans through Class Truck & Buses
- Custom Preventative Maintenance Packages
- Emergency Vehicle Repairs – Ambulance / Fire Apparatus
- Automatic Tire Chain Installation & Repair
- D.O.T Inspection
- PA State Inspection
- Open till 6:00 AM till 11:00
- Call us: 1-888-594-3135



ROHRER

School & Commercial Bus Sales

Service Training & Information

Training

[Calendar](#)

[Registration](#)

[Mailing List](#)

E Learning

[Learning Center](#)

[Arvin Meritor](#)

[Bendix](#)

OEM Literature

[Manuals](#)

[Videos](#)



Welcome to Rohrer's Service Information Training page.

Here you will find our training schedule along with a registration page where you can register for a up and coming class. If you don't see the class your looking for feel free to sign up on our wait list. As soon as we have your class scheduled we will contact you with the details.

We also offer ELearning 24/7 here you can find learning content available to you around the clock. You can study at your convenience and all you need is either a pc, tablet or phone and an internet connection.

Looking for R & R instructions or a wiring diagram look no further. Under OEM

Literature we have manuals, wiring diagrams and even some videos. If you don't see what your looking for then contact our support department at 1-888-594-3135 ext. 731.

For questions and suggestions feel free to contact us.

Training Department

Email: info@rohrerbus.com

1-717-418-4443



Body Shop

Rohrer Bus is one of the only full-service body shops in the area for buses and large vehicles. Our team of experienced body shop technicians can handle just about any variety of body and/or structural damage to your vehicle.

[Read More](#)



Bus Repair

At Rohrer Bus we do more than sell top-quality new and pre-owned buses and vans. We also provide reliable bus repair service that can keep your vehicles operating at peak efficiency while helping to reduce your total cost of ownership.

[Read More](#)



Vehicle Graphics

Looking for the perfect design for your custom vehicle graphics? Then you have come to the right place! The Rohrer Bus custom graphics team can supply you with the design and installation of all your vinyl graphics and vehicle lettering needs.

[Read More](#)

PLEASE VISIT

WWW.ROHRERBUS.COM FOR MORE DETAILED INFORMATION REGARDING THE ABOVE MENTIONED SERVICES.

1515 State Road, P.O. Box 100, Duncannon, Pennsylvania 17020-0100 • OFFICE 717.957.2141 • TOLL FREE 800.735.3900 • FAX 717.957.0158
rohrerbus.com

ROHRER

School & Commercial Bus Sales

Statement of Qualifications

Rohrer Enterprises is a third generation business founded in the mid-1920s who employs over 800 employees. Our facility is open 5 days a week, 18 hours a day with service advisors available 24/7. The commercial sales division represents Champion Bus in Maryland, Pennsylvania, Delaware, Virginia, and New Jersey, the District of Columbia and the GSA / United States federal government. Our knowledge and experience with transit system maintenance operations, practices and control system technology relates directly to our own operation of over 700 daily school bus routes. We are also operating as a certified third party tester for the Commercial Driver's License (CDL).

Rohrer Bus Sales has represented Champion Bus since 1982 and has consistently been one of their top dealers, primarily due to their quality of manufacturing and support they offer their dealer network. Rohrer Bus Sales has recently been recognized as a Platinum Level Dealer for 2009, 2010 and 2012 and also recognized as having the longest standing dealer relationship with Champion Bus. We also represent Thomas Bus in the state of Pennsylvania and have been recognized as a "Gold Level" dealer.

Rohrer Bus Sales held the contract for the Commonwealth of Pennsylvania in the light/medium duty shuttle bus categories including Ford, Chevrolet, Freightliner and International chassis. In addition to the light/medium duty shuttle buses, Rohrer Bus Sales has also held similar contracts with the Commonwealth of Pennsylvania for light duty minivan conversions, Ford cargo/passenger van conversions and the VPG purpose built vehicle.

Management of this IFB would be conducted by specific key personnel of Rohrer Enterprises, Inc. d/b/a/ Rohrer Bus Sales. This would include all processes from the initial contact, oversight of the ordering and production process, quality control, and final delivery of the completed unit. Our service department will administer all warranties implied in this response along with offering technical support for the products offered.

1515 State Road, P.O. Box 100, Routes 11 & 15, Duncannon, Pennsylvania 17020

OFFICE 717.957.2141 • TOLL FREE 800.735.3900 • FAX 717.957.0158

rohrerbus.com

ROHRER

School & Commercial Bus Sales

Management Team

Andrew Clawson – Regional Manager, Commercial Division: Authorized Signer Primary Contact

Mr. Clawson is the Regional Manager of the VA, WV, MD, and DE area. Employed by Rohrer for the past 4 years. Previously with National Bus Sales & Leasing for 13 years. Manages State and Local contracts in the AOR, coordinates pre-production meetings, order processing and final delivery of units.

Kay Hornberger – Administrative Management

Ms. Hornberger has been employed with Rohrer Enterprises for almost 14 years. She had started her career at Rohrer by assisting our school bus bid division, transitioned to an internal position and now covers assisting in Bid Preparation, Order Confirmation, Warranty and Title Preparation.

John Pollock- Bid Administrator

Mr. Pollock works internally at Rohrer Enterprises for the past 6 years. He assists in reviewing the bid specifications, requirements and in the bid preparation.

The order of primary contacts and personnel for the service of contract vehicles would be as follows:

Ryan Renninger – Service Advisor: Warranty Specialist

Mr. Renninger has been employed with Rohrer Bus Service for the past eight years and in the automotive industry for the past ten years. He has served as a warranty specialist with our organization for his entire tenure.

Cody Barrick – Service Training Coordinator

Mr. Barrick is instrumental at Rohrer Bus in coordinating Training classes and support. He was recognized as achieving Platinum level in the Service Trainer Awards for Reaching for the Stars by Thomas Bus.

Mike Diehl – Service Manager: Tertiary Warranty Specialist/Support

Mr. Diehl has been employed with Rohrer Bus Service for sixteen years. He has served in multiple capacities with the organization including Technician, Shop Foreman, and Warranty Manager. He has been employed in the automotive industry for twenty-one years

1515 State Road, P.O. Box 100, Routes 11 & 15, Duncannon, Pennsylvania 17020

OFFICE 717.957.2141 • TOLL FREE 800.735.3900 • FAX 717.957.0158

rohrerbus.com

ROHRER

School & Commercial Bus Sales

Contacts for Contract

Rohrer Bus plans to utilize multiple staff members in order to best serve MOVTA for this procurement. Primary point of contact will be Andrew Clawson Rohrer Bus's Account representative. Andrew and 15 years of industry experience. Andrew will be responsible for responding to any questions MOVTA may have, communication with factory, coordination of plant visit, and coordination of production, delivery of the units and follow up after delivery. Ryan Renninger will serve as the lead Service Advisor for MOVTA and will be of assistance on any issues that may arise upon initial delivery of the units as well as warranty issues that may arise once vehicles are in service. Contact information for all parties involved are below:

Primary Point of Contact:

Andrew Clawson
Account Representative



ROHRER

1.800.735.3900 x 4152
410.980.1906 Cell
717.957.4884 Fax
aclawson@rohrerbus.com

Lead Service Advisor:

Ryan Renninger
Rohrer Bus Service
Service Advisor
rrenninger@rohrerbus.com
Office: 717-957-4774 Ext:1406
Cell: 717-215-4409
Fax: 717-957-3861
Toll Free: 1-800-735-6700 Ext:1406



Warranty Overview

Please refer to specific warranties for details & exclusions

ELDORADO	
Base Warranty	3 Year/36,000 Miles
Body Structure	5 Year/100,000 Miles
Electrical System	3 Year/36,000 Miles
Paint	≤36 months and ≤36,000 miles = 100% materials and 100% labor ≤48 months and ≤70,000 miles = 50% material and 50% labor ≤60 months and ≤100,000 miles = 25% material and 25% labor
CHASSIS	
Ford Motor Co.	3 Year/36,000 Miles E & F Series Chassis
	5 Year/60,000 Miles Drivetrain
	5 Year/Unlimited Miles Corrosion
	5 Year/100,000 Miles Diesel Engine
General Motors	3 Year/36,000 Miles G3500 & G4500 Chassis
	5 Year/60,000 Miles Drivetrain for End Users w/o FAN
	5 Year/100,00 Miles Drivetrain for FAN End Users
	3 Year/36,000 Miles Corrosion
	6 Year/100,000 Miles Rust-Through
International	1 Year/Unlimited Mileage (from delivery date) TC
	5 Year/100,000 Miles TC Chassis Cab Coverage
	6 Year/Unlimited Miles TC Corrosion
	2 Year/Unlimited Miles TC ISB Engine
AIR CONDITIONING AND HEAT	
ProAir A/C (formerly A.C.T.)*	3 Year/Unlimited Mileage
ACC Climate Control	3 Year/75,000 Mile (with min 2 Year/Unlimited mileage for original owner)
Mobile Climate Control (MCC)	2 Year Unlimited Mileage (from Original In-Service Date)
Thermo King A/C	2 Year/Unlimited Mileage, Parts, Labor 1 Year on Compressors
Trans Air	2 Year/Unlimited Mileage (from Original In-Service Date)
ProAir Heaters*	2 Years/Unlimited Mileage
ALTERNATOR	
Alternator	See Chassis Warranty
AUDIO VISUAL	
ASA Radio Components	2 Year/Unlimited Mileage
Echovision	1 Year (from original purchase date)

ELDORADO

REI*	2 Year/Unlimited Mileage – Radios, Monitors, DVD players 3 Year/Unlimited Mileage – Surveillance Products 90 Days – Speakers, Microphones, Cables, etc.
Rosco Vision Systems	1 Year from date of receipt of product
BIKE RACKS	
Sportworks – Bike Racks	1 Year (from date of purchase)
COOLANT HEATERS	
Espar Climate Control Systems	2 Year/2000 Hours Airtronic 1 Year/1000 Hours D8LC 2 Year/2000 Hours Hydronic 4 & 5 1 Year/1000 Hours Hydronic 10 & higher; Hydronic L's & M's
DESTINATION SIGNS	
Hanover Signs	10 Year – Amber LED Signs 5 Year – White & Color Signs
Luminator-TwinVision*	6 Year/Parts & Labor – Horizon SMT Amber or White & Spectrum Full Color (date of shipment from plant) 1 Year/Parts & Labor – Mobilite (in-service date or 90 days after original shipment date) 10 Year/Parts & 3 Year/Labor – Amber/Silver Smart Series (date of shipment from plant) 6 Year/Parts & 3 Year Labor – Chroma Smart Series (date of shipment from plant)
Transign	Life of Vehicle – LED Destinator Electronic Signs (original buyer) 1 Year – Roller Curtain Mechanisms & Curtains, Run Number Boxes, Stop Requested Signs (from date of shipment)
DOORS	
A&M Systems - Doors*	1 Year, Parts & Labor 3 Year Extended Limited available – call for quote
FARE BOXES	
Diamond Mfg – Fare Box	1 Year (from date of shipment)
FAST IDLE/INTERLOCK	
InPower*	2 Year (from date of shipment from InPower)
LGS (formerly Intermotive)	1 Year (from original date product shipped) or 2 Year (from in-service date if registered)
FIRE SUPPRESSION	
Amerex	3 Year – commercial vehicle systems/gas detection control panels less sensors (from purchase date)
Fogmaker	2 Year (original buyer) 1 Year Methane Sensors
Kidde	1 Year Limited, Parts

ELDORADO

FLOORING	
Altro	15 Year 0.11" (2.7mm) Meta & Chroma 12 Year 0.09" (2.2mm) Meta & Chroma 10 Year 0.07" (1.8mm) Meta & Chroma
GerFlor*	12 Year
RCA Rubber	12 Year Center Aisle Rib & Under Seat (from delivery date) 1 Year Tread & Entrance, Materials Only (from delivery date)
LIFTS AND RAMPS	
Braun Lifts*	5 Year Parts, 3 Year Labor (if warranty card returned)
Ricon Lifts	5 Year Limited, 1 st year Parts & Labor
LIGHTING	
Dialight	12 Year LED Vehicle Interior Illumination Products 5 Year LED Reading Lamp, Compartment Light, Exterior Stepwell Light 7 Year LED Vehicle Head Light/Strip Lights (original end user) Lifetime LED Vehicle Lamp (original end user)
Grote Lights	1 Year from date of manufacture
Optronic Lights*	3 Year (excluding bulbs) Incandescent (from purchase date) Lifetime of original purchaser LED lighting products
LUGGAGE BINS	
Pretoria (SMI)	5 Year (original purchaser from shipment date)
MIRRORS	
Safe Fleet (B&R/Hadley)	1 Year (from in-service date for original end user)
Rosco Vision Systems*	1 Year (from date of product receipt)
Velvac	1 Year (date of sale to end-user or 2 Year from manufacture)
RESTRAINTS	
Q-Straint Tie-downs	1 Year Q-8200 2 Year M Series
	2 Year Q-8100 2 Year 5000 Series
	3 Year Q-8300 1 Year Anchorages/Track
Sure-Lok Tie-downs	1 Year Standard Belt Kits
	1 Year Titan Series 3 year
RETARDERS	
Telma Retarders	2 Year/Unlimited Miles (after delivery to original purchaser)
ROOF HATCHES	
SMI (Transpec)	1 Year (from date of Manufacture) 2 Year – Electrical components & 5 Year on all other components (from date of manufacture) – Power Hatches



SEATING	
Freedman Seating*	1 Year Freedman Level 1 & 2 Covers 2 Year Freedman Level 3 & up Covers No Warranty Customer Supplied /Special Fabric 5 Year Metal Frames, Base Frames, Legs 1 Year Foldaway Gas Shocks
Recaro Seating	2 Year/100,00 Miles; 1 Year Foam 2 Year Standard Fabric, Vinyl or Leather
USSC Seating	5 Year Metal components 3 Year Plastic Components 3 Year Moving Components 1 Year Upholstered Components
SUB-FLOORS	
Standard Plywood (BlueLinx)	Warranty free of manufacturing defects; none in the field
Roseburg Forest Products (Marine Grade Plywood)	Warranty free of manufacturing defects; none in the field
ThermoLite Board (Composite)	Limited Lifetime
SUSPENSIONS	
MOR/ryde Suspensions	3 Year/70,000 Miles (from original purchase date) 1 Year Labor Charges (from original purchase date)
WINDOWS	
Cleer Vision Windows	1 Year, Repair or Replacement (original end user)
Hehr Windows	1 Year (date of delivery to original end user)
Kinro Windows (includes Starquest)*	1 Year (date of sale to end-user or 18 Months from delivery to manufacturer/dealer)

***Preferred Vendors**

Vendor shown warranties for options/components listed above do not include the installation warranty. Standard installation warranty for all the listed items is 12 months or 12,000 miles whichever occurs first.



Eldorado Bus Limited Warranty

Welcome to your new Eldorado Bus! Thank you for your decision to purchase this world class product. This document explains the warranty for all new Eldorado Bus vehicles, parts, and components manufactured by Eldorado Bus (hereinafter referred to as "vehicle(s)" or "Product(s)") and provides information about what is covered and any limitations. Warranty laws vary from state to state. Some states do not allow limits on warranties, or on remedies for the breach in certain transactions. Depending upon the state where your vehicle was sold or is registered, certain limitations and exclusions in this document may not apply to you.

For more information regarding your coverage, please call Eldorado Bus Product Support at:



(800) 955-9086

Warranty Terms and Conditions

Eldorado Bus Limited Warranty

Eldorado Bus expressly warrants that new vehicles will be free of material manufacturing defects in factory-supplied materials and factory-workmanship during the conversion manufacturing process. This warranty coverage is for properly operated and maintained vehicles within the applicable time and mileage limits set forth herein. During the applicable warranty period, Eldorado Bus agrees to provide coverage for parts and labor to perform repairs necessary, subject to all other terms and conditions contained in this document.

If, within the applicable warranty period, a defect in material or workmanship is discovered, the Purchaser shall promptly notify their Eldorado dealership for their warranty service department. The Eldorado Bus Warranty Provider will need to be notified for possible inspection and warranty claim authorization before proceeding with repairs, as required by the Warranty Claim Procedure set forth below. As necessary the Eldorado Bus Product Support staff may be contacted for assistance. Should you be out of the area of your local dealer, Eldorado Bus Product Support Staff can assist you in finding an Eldorado Bus Dealer that may be near your location.



In no event shall Eldorado Bus be obligated to accept any warranty claim notification unless it is received by Eldorado Bus Product Support not later than one (1) month after the applicable warranty period or one month after the applicable mileage, whichever comes first.

Within a reasonable time after receipt of such notification, Eldorado Bus will work to correct any covered defect in material or workmanship with either new or used replacement parts, at Eldorado Bus option. Such repair, including both parts and labor, is at Eldorado Bus's expense.

All warranty work is subject to prior examination and approval by Eldorado Bus or its agent. All warranty work will be performed by an authorized Eldorado Bus service provider or its agents at service centers designated by Eldorado Bus or its designated vendor.

All costs related to transportation to and from the designated service center will be at the purchaser's sole expense and is not included as a cost of repair covered by this warranty. These remedies are the Purchaser's sole and exclusive remedies for breach of warranty.

Customer Acceptance and Warranty Registration

Warranty Registration is required to activate the warranty coverage on new Eldorado Bus Products. Upon receipt of a Eldorado Bus Product, and within two weeks of delivery, Purchaser or Dealer is required to submit (or via website) the Customer Acceptance Card and Warranty Registration to:

**Eldorado Bus Product Support
Attention: Product Services**

It is the obligation of the Purchaser to sign the Customer Acceptance Card and return it to Eldorado Bus Product Support within the two weeks following retail purchase and delivery. The Customer Acceptance Card and Warranty Registration must be on file for any warranty claim to be considered.

Disclaimer of Warranty

THIS LIMITED WARRANTY IS THE COMPLETE WARRANTY FOR THE PRODUCT AND IS EXPRESSLY IN LIEU OF ALL OTHER WARRANTIES, EXPRESS OR IMPLIED, INCLUDING WITHOUT LIMITATION ANY IMPLIED WARRANTIES OF MERCHANTABILITY OR FITNESS FOR A PARTICULAR PURPOSE.

Limitation of Remedies

IN NO EVENT SHALL ELDORADO BUS BE LIABLE FOR ANY SPECIAL, INCIDENTAL, OR CONSEQUENTIAL DAMAGES BASED UPON BREACH OF WARRANTY, BREACH OF CONTRACT, NEGLIGENCE, STRICT TORT, OR ANY OTHER LEGAL THEORY, INCLUDING, BUT NOT LIMITED TO, LOSS OF PROFITS, LOSS OF SAVINGS OR REVENUE, LOSS OF USE OF THE BUS BODY OR ANY ASSOCIATED EQUIPMENT, COST OF CAPITAL, COST OF ANY SUBSTITUTE BUS BODY, EQUIPMENT,



FACILITIES OR SERVICES, DOWNTIME, LODGING, TRAVEL, TOWING, GASOLINE, RENTAL VEHICLE, NORMAL MAINTENANCE ITEMS, THE CLAIMS OF THIRD PARTIES INCLUDING CUSTOMERS, OR INJURY TO PROPERTY.

If this provision is held to be invalid, illegal, or unenforceable in any respect, such invalidity, illegality, or unenforceability will not affect any other provision of this warranty, but this warranty will be construed as if such invalid, illegal, or unenforceable provision or provisions had never been contained herein.

No Other Warranties

These remedies are the Purchaser's exclusive remedies and Eldorado Bus's entire liability for breach of warranty and is conditioned upon purchaser's compliance with its obligations in this document including without the purchaser's compliance with the Warranty Claim Procedure included in this document. Unless modified in writing and signed by both parties' authorized representatives, this warranty is understood to be the complete and exclusive warranty between the parties, superseding all the prior agreements, oral or written, and all other communications between the parties (including without limitation any terms and conditions contained in any purchase order or sales invoice issued pursuant to the sale of this bus body) relating to the subject matter hereof. No employee of Eldorado Bus or any other party is authorized to make any other warranty, obligation, or liability in addition to or in lieu of those made in this document. All dealer warranty claims must be coordinated through Warranty Administrator:

Eldorado National – Kansas, Inc.
Attention: Warranty Administrator
1655 Wall St.
Salina, KS 67401
revsalinawarranty@revbusgroup.com

Time Limit for Bringing Suit

Any action for breach of warranty must be commenced within ninety (90) days after the expiration of the relevant warranty period.

What is Covered

Basic Coverage

- The basic coverage period is for three (3) years from the original date of the vehicle's retail purchase, or for thirty-six thousand (36,000) odometer miles, whichever comes first.
- Basic warranty coverage applies only to the original purchaser of the vehicle.



- If vehicle remains in dealer inventory, unsold, new condition, warranty coverage will automatically commence after one (1) year of vehicle's delivery date to the dealer. If vehicle accrues mileage for other than transport to dealer destination, warranty will commence at 100 miles over odometer reading at initial dealer receipt.
- Pre-delivery inspection (PDI) must be completed within thirty (30) days of vehicle delivery date to be considered for warranty. If the vehicle is being stored at an off-site location (i.e. drive-away service), PDI must be completed within thirty (30) days of vehicle delivery date to the off-site location to be considered for warranty. If contract final inspection is performed at Eldorado Bus, upon customer final inspector release of the vehicle, PDI is considered complete for the purposes of warranty.
- All warranty claims submitted under the basic coverage limited warranty coverage require prior written authorization from Eldorado Bus Product Support.
- This warranty covers any repairs needed to correct defects in materials or workmanship of all original components of each vehicle manufactured by Eldorado Bus, subject to the exclusions listed under the heading **"WHAT IS NOT COVERED"** or, if the component is covered by one of the additional coverages described in the following sections of this warranty, that specific coverage applies instead of the Basic Coverage.

Additional Coverage

The Eldorado Bus Limited Warranty provides additional limited warranty coverage for: (1) those components listed under the Body Structure Coverage caption, and (2) the Paint Coverage caption for the exterior paint, each in accordance with the terms and conditions set forth below.

Body Structure Coverage

- Body structure warranty coverage period is for five (5) years from the original date of the vehicle's retail purchase, or for one hundred thousand (100,000) odometer miles, whichever comes first.
- Body structure warranty coverage applies only to the original purchaser of the vehicle.
- Body structure warranty covers any repairs needed to correct material defects in materials or workmanship.
- If vehicle remains in dealer inventory, unsold, new condition, warranty coverage will automatically commence after one (1) year of vehicle's delivery date to the

ELDORADO

dealer. If vehicle accrues mileage for other than transport to dealer destination, warranty will commence at 100 miles over odometer reading at initial dealer receipt.

- Pre-delivery inspection (PDI) must be completed within thirty (30) days of vehicle delivery date to be considered for warranty. If the vehicle is being stored at an off-site location (i.e. drive-away service), PDI must be completed within thirty (30) days of vehicle delivery date to the off-site location to be considered for warranty. If contract final inspection is performed at Eldorado Bus, upon customer final inspector release of the vehicle, PDI is considered complete for the purposes of warranty.
- Subject to the exclusions listed under the heading **"WHAT IS NOT COVERED,"** the body structure coverage applies to the structural integrity of the body structure components used by Eldorado Bus to manufacture the vehicle. These covered components include:
 - Steel Cage
 - Side Walls
 - Roof Structure
 - Front and Rear Roof Caps
 - Subfloor Structure
 - Modifications to OEM Chassis frame
- All warranty claims submitted under the body structure limited warranty coverage require prior written authorization from Eldorado Bus Product Support.

Paint Coverage

- The paint warranty coverage period is for five (5) years from the original date of the vehicle's retail purchase, or for one hundred thousand (100,000) odometer miles, whichever comes first. After the first three (3) years, or thirty-six thousand (36,000) odometer miles, coverage of eligible paint warranty claims will be prorated according to the table below:

Time Period (both conditions must be true)	Paint Warranty Claim Coverage
≤36 months and ≤36,000 miles	100% materials and 100% labor are covered
≤48 months and ≤70,000 miles	50% materials and 50% labor are covered
≤60 months and ≤100,000 miles	25% materials and 25% labor are covered

- This paint coverage applies only to the original purchaser of the vehicle and is



prorated after thirty-six (36) months.

- If vehicle remains in dealer inventory, unsold, new condition, warranty coverage will automatically commence after one (1) year of vehicle's delivery date to the dealer. If vehicle accrues mileage for other than transport to dealer destination, warranty will commence at 100 miles over odometer reading at initial dealer receipt. If contract final inspection is performed at Eldorado Bus, upon customer final inspector release of the vehicle, PDI is considered complete for the purposes of warranty.
- Pre-delivery inspection (PDI) must be completed within thirty (30) days of vehicle delivery date to be considered for warranty. If the vehicle is being stored at an off-site location (i.e. drive-away service), PDI must be completed within thirty (30) days of vehicle delivery date to the off-site location to be considered for warranty.
- All warranty claims submitted under the Paint Coverage limited warranty coverage require prior written authorization from Eldorado Bus Product Support.
- This paint warranty covers any repairs needed to correct substantial defects in material or workmanship.
- This paint coverage applies to material defects in the following properties of the exterior paint on the finished vehicle: (1) loss of adhesion of the paint system resulting in rust, (2) cracking of the paint system, and (3) loss of adhesion of any material element of the paint system.

Summary of Warranty Coverage

For eligible warranty claims made during the applicable warranty period, Eldorado Bus agrees to provide coverage for parts and labor to perform necessary repairs, subject to the terms and conditions in this document, including the limitations and exclusions under the heading **"WHAT IS NOT COVERED."**

What is Not Covered

Eldorado Bus's Limited Warranty does not cover damage, failures or corrosion resulting from or caused by:

- This vehicle is not designed to tow other vehicles or trailers. Use of the vehicle to tow another vehicle or trailer may void warranty.
- Third-Party Products, components or parts, including but not limited to the chassis or any chassis part;
- Any finishes of Third-Party Products, components or parts, including but not limited to the chassis;

ELDORADO

- Exterior finish on trim or any fiberglass components, including but not limited to hardware moldings, windows, mirrors, lights and other appointments and accessories;
- Damage caused by use of the bus body for purposes other than those for which it was designed;
- Damage caused by accident or the negligence of the Purchaser or any third party;
- Damage caused by disasters such as fire, flood, wind, lightning, acid rain, and industrial fallout;
- Damage caused by the Purchaser's failure to provide normal preventive maintenance as customarily accepted in the industry or as set forth in maintenance guidelines.
- Filters, belts or other parts which are a part of normal maintenance replacement;
- Damage caused by unauthorized or improper installation of attachments, repairs, modifications or alterations;
- Damage caused by replacement of original parts or components with unauthorized substitutes;
- Damage during shipment;
- Abuse or misuse by the Purchaser or Operator;
- Damage caused by abrasion or external foreign objects;
- Decals, stickers, name plates, pin stripes, or damage caused by application or removal of the same;
- Damage caused by adhesive decals, vinyl wraps, or other non-factory graphics installations;
- Damage resulting from dissimilar metal contact corrosion, or crevice corrosion; and
- Damage caused by exposure to contaminants, corrosives, salt, chemicals, irradiation or environmental or atmospheric conditions.
- Damage caused by or related to products, equipment, components or parts, or caused by the installation of products, equipment, components or parts, which are installed by a dealer, end-customer or other party after the vehicle leaves the custody of Eldorado Bus.
- Damage caused by or related to changes in vehicle weight or weight distribution due to actions by a dealer, end-customer or other party after the vehicle leaves the custody of Eldorado Bus.

Third-Party Products

The vehicle contains certain products, parts, and other components manufactured by a party other than Eldorado Bus ("Third-Party Products). These Third-Party Products may include chassis, chassis parts, A/C units, wheelchair lifts, audio/visual equipment, batteries, alternators/regulators, tires or seating systems where the supplier provides service and support directly to the end-user. Third-Party Products are not covered by this warranty. Eldorado Bus makes no representations or warranties with respect to any Third-Party Products. The Chassis warranty is provided by the chassis manufacturer (e.g. Ford, General Motors, Freightliner, or International). Other third-party product warranty(ies) are provided on specific systems or components installed on the Eldorado Bus Product that remain warranted by the component supplier.



Chassis Limited Warranty

The Product's chassis is covered exclusively by the warranty provided by the Original Equipment Manufacturer (OEM) (e.g. Ford, General Motors, Freightliner, International, etc.) and is not warranted by Eldorado Bus. Please consult the warranty documents available from the chassis OEM. If you have questions on warranty coverage between the Eldorado Bus Limited Warranty and the Chassis Warranty, please contact Eldorado Bus Product Support at (800) 955-9086.

Other Third-Party Warranties

In many cases, components such as air conditioning units, wheelchair lifts, tires, audio/visual equipment, batteries, alternators/regulators, and other non- Eldorado Bus components are installed during manufacturing and carry their own unique warranty coverage. While Eldorado Bus Product Support will assist wherever possible, these individual components shall be warranted by the respective supplier per the terms and conditions of each respective warranty and shall not be the responsibility of Eldorado Bus. Under these circumstances, a supplier's warranty statement will be provided with each new Eldorado Bus Product and will be available upon request. For the avoidance of doubt, all claims relating to Tires are solely the responsibility of the tire manufacturer. Eldorado Bus assumes no responsibility for products, equipment, components, or parts installed by an end-customer or dealer after the vehicle leaves the custody of Eldorado Bus.

Warranty Claim Procedure

Notification of Claim

If within any of the applicable Eldorado Bus warranty periods, a defect in material or workmanship is discovered, the Purchaser shall contact Eldorado Bus Product Support, or an authorized Eldorado Bus Warranty Provider for inspection and warranty claim authorization before proceeding with repairs. In no event shall such notification be received later than one (1) month after the applicable warranty period or one month after the applicable mileage, whichever comes first.

When making a claim under the terms of this limited warranty, the Purchaser must notify Eldorado Bus Product Support, or an authorized Eldorado Bus Warranty Provider through their original dealer, of a potential Warranty Claim prior to the initiation of any warranty work for authorization. Any notice of a warranty claim, and all other warranty correspondence must be sent electronically or via mail to:

Eldorado National – Kansas, Inc.
Attention: Warranty Administrator
1655 Wail St.
Salina, KS 67401
revsalinawarranty@revbusgroup.com



Eldorado Bus may designate new or additional addresses and will notify the Purchaser in the event of such change.

Claim Authorization

Within a reasonable time of receipt of the notification, Eldorado Bus, or its authorized warranty service provider, will provide the purchaser with further instructions on how to proceed with the warranty claim. The Purchaser must notify Eldorado Bus Product Support, through their original dealer, of a potential Warranty Claim prior to the initiation of any warranty work for authorization. The warranty claim authorization number (FSA) is good for 60 days from the date assigned for the approved repair work to be completed. Warranty claims must be submitted to Eldorado Bus within 60 days from FSA issuance to be considered for warranty review or payment.

Maintenance, Data Access, and Records

It is purchaser's responsibility to properly maintain and operate your new vehicle. If there is a dispute between purchaser and Eldorado Bus concerning the maintenance of the vehicle, Eldorado Bus will require purchaser to provide proof that the vehicle was properly maintained. Evidence of the performance of the required maintenance should be kept and presented as proof of such maintenance in connection with related warranty repairs.

For more information regarding your coverage, please call Eldorado Bus Product Support at:

(800) 955-9086

revsalinawarranty@revbusgroup.com



Department of Administration
Purchasing Division
2019 Washington Street East
Post Office Box 50130
Charleston, WV 25305-0130

State of West Virginia
Centralized Request for Quote
Vehicles

Proc Folder: 776756			Reason for Modification:
Doc Description: 156" WB DRW Narrow Body Cutaway			
Proc Type: Central Master Agreement			
Date Issued	Solicitation Closes	Solicitation No	Version
2020-10-19	2020-11-04 13:30	CRFQ 0805 PTR2100000005	1

BID RECEIVING LOCATION

BID CLERK
DEPARTMENT OF ADMINISTRATION
PURCHASING DIVISION
2019 WASHINGTON ST E
CHARLESTON WV 25305
US

VENDOR

Vendor Customer Code: VS0000004719
Vendor Name : Rohrer Enterprises, Inc., DBA/Rohrer Bus Sales
Address : 2075-B West Main Street
Street :
City : Waynesboro
State : VA **Country :** USA **Zip :** 22980
Principal Contact : Andrew Clawson
Vendor Contact Phone: 804-357-1145 **Extension:**

FOR INFORMATION CONTACT THE BUYER

Linda B Harper
(304) 558-0468
linda.b.harper@wv.gov

Vendor
Signature X

FEIN# 23-2059976

DATE October 30, 2020

All offers subject to all terms and conditions contained in this solicitation

ADDITIONAL INFORMATION

The West Virginia Purchasing Division for the Agency, The West Virginia Division of Public Transit is soliciting bids from qualified vendors to establish an "Open-End" contract for the purchase of 156" Wheelbase Dual Rear Wheel (DRW) Narrow Body Cutaway vehicles per the Specifications, Terms & Conditions and bid requirements as attached

INVOICE TO	SHIP TO
PUBLIC TRANSIT DIVISION OF BLDG 5 RM 650 1900 KANAWHA BLVD E CHARLESTON WV 25305-0432 US	PUBLIC TRANSIT DIVISION OF KANAWHA VALLEY REGIONAL TRANSPORTATION AUTHORITY 1550 FOURTH AVE CHARLESTON WV 25324 US

Line	Comm Ln Desc	Qty	Unit Issue	Unit Price	Total Price
1	156" WB DRW Narrow Body Cutaway	1.00000	EA		

Comm Code	Manufacturer	Specification	Model #
25101502			

Extended Description:
156" WB DRW Narrow Body Cutaway

SCHEDULE OF EVENTS

Line	Event	Event Date
1	Question Deadline 3 :00 pm	2020-10-27

	Document Phase	Document Description	Page 3
PTR2100000005	Draft	156" WB DRW Narrow Body Cutaway	

ADDITIONAL TERMS AND CONDITIONS

See attached document(s) for additional Terms and Conditions

DESIGNATED CONTACT: Vendor appoints the individual identified in this Section as the Contract Administrator and the initial point of contact for matters relating to this Contract.

AA Regional Manager
(Name, Title)
Andrew Clawson, Regional Manager
(Printed Name and Title)
2075-B West Main Street, Waynesboro, VA 22980
(Address)
804-357-1145
(Phone Number) / (Fax Number)
-aclawson@rohrerbus.com
(email address)

CERTIFICATION AND SIGNATURE: By signing below, or submitting documentation through wvOASIS, I certify that I have reviewed this Solicitation in its entirety; that I understand the requirements, terms and conditions, and other information contained herein; that this bid, offer or proposal constitutes an offer to the State that cannot be unilaterally withdrawn; that the product or service proposed meets the mandatory requirements contained in the Solicitation for that product or service, unless otherwise stated herein; that the Vendor accepts the terms and conditions contained in the Solicitation, unless otherwise stated herein; that I am submitting this bid, offer or proposal for review and consideration; that I am authorized by the vendor to execute and submit this bid, offer, or proposal, or any documents related thereto on vendor's behalf; that I am authorized to bind the vendor in a contractual relationship; and that to the best of my knowledge, the vendor has properly registered with any State agency that may require registration.

Rohrer Enterprises, Inc., DBA/Rohrer Bus Sales
(Company)
AA Regional Manager
(Authorized Signature) (Representative Name, Title)
Andrew Clawson, Regional Manager
(Printed Name and Title of Authorized Representative)
October 30, 2020
(Date)
804-357-1145
(Phone Number) (Fax Number)

ADDENDUM ACKNOWLEDGEMENT FORM
SOLICITATION NO.:

Instructions: Please acknowledge receipt of all addenda issued with this solicitation by completing this addendum acknowledgment form. Check the box next to each addendum received and sign below. Failure to acknowledge addenda may result in bid disqualification.

Acknowledgment: I hereby acknowledge receipt of the following addenda and have made the necessary revisions to my proposal, plans and/or specification, etc.

Addendum Numbers Received:


(Check the box next to each addendum received)

- | | |
|--|--|
| <input checked="" type="checkbox"/> Addendum No. 1 | <input type="checkbox"/> Addendum No. 6 |
| <input type="checkbox"/> Addendum No. 2 | <input type="checkbox"/> Addendum No. 7 |
| <input type="checkbox"/> Addendum No. 3 | <input type="checkbox"/> Addendum No. 8 |
| <input type="checkbox"/> Addendum No. 4 | <input type="checkbox"/> Addendum No. 9 |
| <input type="checkbox"/> Addendum No. 5 | <input type="checkbox"/> Addendum No. 10 |

I understand that failure to confirm the receipt of addenda may be cause for rejection of this bid. I further understand that any verbal representation made or assumed to be made during any oral discussion held between Vendor's representatives and any state personnel is not binding. Only the information issued in writing and added to the specifications by an official addendum is binding.

Rohrer Enterprises, Inc., DBA/Rohrer Bus Sales

Company


Authorized Signature

October 30, 2020

Date

NOTE: This addendum acknowledgment should be submitted with the bid to expedite document processing.

REQUEST FOR QUOTATION
156" Wheelbase Dual Rear Wheel (DRW) Narrow Body Cutaway Vehicle

17.2.3 Any other remedies available in law or equity.

18. MISCELLANEOUS:

- 18.1 No Substitutions:** Vendor shall supply only Vehicles as submitted in response to the Solicitation unless a contract modification is approved in accordance with the provisions contained in this Contract.
- 18.2 Vendor Supply:** Vendor must carry sufficient inventory of the Contract Items being offered to fulfill its obligations under this Contract. By signing its bid, Vendor certifies that it can supply the Contract Items contained in its bid response.
- 18.3 Contract Manager:** During its performance of this Contract, Vendor must designate and maintain a primary contract manager responsible for overseeing Vendor's responsibilities under this Contract. The Contract manager must be available during normal business hours to address any customer service or other issues related to this Contract. Vendor should list its Contract manager and his or her contact information below.

Contract Manager: Andrew Clawson

Telephone Number: 804-357-1145

Fax Number: N/A

Email Address: aclawson@rohrerbus.com

REQUEST FOR QUOTATION
156" Wheelbase Dual Rear Wheel (DRW) Narrow Body Cutaway Vehicle

BID FORM #1

MANDATORY BID FORM – MUST BE SUBMITTED WITH BID

Location(s) of the Technical Service Representative(s) and parts distribution center(s) closest or in the State of West Virginia.

Location(s) of the technical service representative(s).

Name: Ryan Renninger

Address: 1515 State Road, P.O. Box 100
Duncannon, PA 17020

Telephone: 1-800-735-6700 or 717-957-4774

Name: Andrew Clawson

Address: 2075-B West Main Street
Waynesboro, VA 22980

Telephone: 804-357-1145 or 800-735-3900 ext. 4151

Location(s) of parts distribution center(s).

Name: Rohrer Bus Sales

Address: 1515 State Road, P.O. Box 100
Duncannon, PA 17020

Telephone: 1-800-735-6700 or 717-957-4774

Name: N/A

Address:

Telephone:

REQUEST FOR QUOTATION
156" Wheelbase Dual Rear Wheel (DRW) Narrow Body Cutaway Vehicle

BID FORM #2

DISADVANTAGED VEHICLELEINNESS ENTERPRISE
VENDORS/ MANUFACTURERS CERTIFICATION

MANDATORY BID FORM – MUST BE SUBMITTED WITH BID


(Check appropriate statement)

☒ The Vendor, if a transit vehicle manufacturer, hereby certifies that it has complied with the requirements of 49 CFR Section 26.49 by submitting an annual DBE goal to the Federal Transit Administration (FTA). The goal has either been approved or not disapproved by FTA.

☐ The Vendor, if a non-manufacturing supplier, hereby certifies that the manufacturer of the transit vehicle to be supplied has complied with the above-referenced requirement of 49 CFR Section 26.49.

October 30, 2020

Date


Authorized Signature

Regional Manager

Title

Rohrer Enterprises, Inc., DBA/Rohrer Bus Sales
Company Name

REQUEST FOR QUOTATION
156" Wheelbase Dual Rear Wheel (DRW) Narrow Body Cutaway Vehicle

BID FORM #3


**BUY AMERICA CERTIFICATION
ROLLING STOCK
MANDATORY BID FORM – MUST BE SUBMITTED WITH BID**

Certificate of Compliance

The bidder or offeror hereby certifies that it will comply with the requirements of section 165(b) (3), of the Surface Transportation Assistance Act of 1982, as amended, and the applicable regulations of 49 CFR 661.11:

October 30, 2020

Date


Authorized Signature

Rohrer Enterprises, Inc., DBA/Rohrer Bus Sales

Company Name

Andrew Clawson

Name

Regional Manager

Title

Certificate for Non-Compliance

The bidder or offeror hereby certifies that it cannot comply with the requirements of section 165(b) (3) of the Surface Transportation Assistance Act of 1982, as amended, but may qualify for an exception to the requirement consistent with section 165(b) (2) or (b) (4) of the Surface Transportation Assistance Act, as amended, and the applicable regulations in 49 CFR 661.7.

Date

Authorized Signature

Company Name

Name

Title

REQUEST FOR QUOTATION
156" Wheelbase Dual Rear Wheel (DRW) Narrow Body Cutaway Vehicle

BID FORM #4


**FEDERAL MOTOR VEHICLE
SAFETY STANDARDS CERTIFICATION**

MANDATORY BID FORM -- MUST BE SUBMITTED WITH BID

The vendor hereby certifies that it shall submit, as required by Title 49 of the CFR, Part 663 - Subpart D, its self-certification information stating that the vehicle(s) will comply with the relevant Federal Motor Vehicle Safety Standards issued by the National Highway Traffic Safety Administration in Title 49 of the Code of Federal Regulations, Part 571.

October 30, 2020

Date


Authorized Signature

Regional Manager

Title

Rohrer Enterprises, Inc., DBA/Rohrer Bus Sales
Company Name

REQUEST FOR QUOTATION
156" Wheelbase Dual Rear Wheel (DRW) Narrow Body Cutaway Vehicle

BID FORM #5

MANDATORY BID FORM – MUST BE SUBMITTED WITH BID


**CERTIFICATION OF PRIMARY PARTICIPANT REGARDING
DEBARMENT, SUSPENSION, AND OTHER RESPONSIBILITY MATTERS**

The Primary Participant (applicant for an FTA grant or cooperative agreement, or potential contractor for a major third-party contract),
Rohrer Enterprises, Inc., DBA/Rohrer Bus Sales _____ (COMPANY NAME) certifies
to the best of its knowledge and belief, that it and its principals:

1. Are not presently debarred, suspended, proposed for debarment, declared ineligible, or voluntarily excluded from covered transactions by any Federal department or agency;
2. Have not within a three-year period preceding this proposal been convicted of or had a civil judgment rendered against them for commission of fraud or a criminal offense in connection with obtaining, attempting to obtain, or performing a public (Federal, State or local) transaction or contract under a public transaction; violation of Federal or State antitrust statutes or commission of embezzlement, theft, forgery, bribery, falsification or destruction of records, making false statements, or receiving stolen property.
3. Are not presently indicted for or otherwise criminally or civilly charged by a governmental entity (Federal, State or local) with commission of any of the offenses enumerated in paragraph (2) of this certification; and
4. Have not within a three-year period preceding this application/proposal had one or more public transactions (Federal, State or local) terminated for cause or default.

If the primary participant (applicant for an FTA grant, or cooperative agreement, or potential third-party contractor) is unable to certify to any of the statements in this certification, the participant shall attach an explanation to this certification.)

THE PRIMARY PARTICIPANT (APPLICANT FOR AN FTA GRANT OR COOPERATIVE AGREEMENT, OR POTENTIAL CONTRACTOR FOR A MAJOR THIRD-PARTY CONTRACT),
Rohrer Enterprises, Inc., DBA/Rohrer Bus Sales _____, CERTIFIES OR AFFIRMS THE TRUTHFULNESS AND ACCURACY OF THE CONTENTS OF THE STATEMENTS SUBMITTED ON OR WITH THIS CERTIFICATION AND UNDERSTANDS THAT THE PROVISIONS OF 31 U.S.C. SECTIONS 3801 ET SEQ. ARE APPLICABLE THERETO.



Signature and Title of Authorized Official

Andrew Clawson, Regional Manager

REQUEST FOR QUOTATION
156" Wheelbase Dual Rear Wheel (DRW) Narrow Body Cutaway


BID FORM #6
MANDATORY BID FORM – MUST BE SUBMITTED WITH BID

***VENDOR'S CERTIFICATION OF
UNDERSTANDING AND ACCEPTANCE***

The Vendor hereby certifies that all Technical Specifications and Contract Terms and Conditions have been carefully reviewed, are fully understood and shall be adhered to in performance and completion of any contract resulting from this bid.

October 30, 2020

Date


Authorized Signature

Regional Manager

Title

Rohrer Enterprises, Inc., DBA/Rohrer Bus Sales
Company Name

SPECIFICATION COMPLIANCE

NOTE: Please check if what is offered is in exact compliance with specifications. Any discrepancies must be listed as an attachment to the bid proposal. Exact dimensions and/or descriptions must be provided as a part of the Vendor's bid proposal when submitted.



Bid proposal submitted meets and/or exceeds all specification requirements.

☐

Bid proposal submitted contains deviations from specification requirements.
Detailed descriptions of these deviations have been provided with this bid proposal.

REQUEST FOR QUOTATION
156" Wheelbase Dual Rear Wheel (DRW) Narrow Body Cutaway

BID FORM #7
MANDATORY BID FORM – MUST BE SUBMITTED WITH BID
CERTIFICATION OF RESTRICTIONS ON LOBBYING

The undersigned (Vendor, Contractor) certifies, to the best of his or her knowledge and belief, that:


1. No Federal appropriated funds have been paid or will be paid by or on behalf of the undersigned, to any person for influence or attempt to influence an officer or employee of any Federal agency, a Member of Congress, an officer or employee of Congress, or an employee of a Member of Congress regarding the award of a Federal grant, loan (including a line of credit), cooperative agreement, loan guarantee, or loan insurance, or the extension, continuation, renewal, amendment, or modification of any Federal grant, loan (including a line of credit), cooperative agreement, loan guarantee, or loan insurance.
2. If any funds other than Federal appropriated funds have been or will be paid to any person to influence or attempt to influence an officer or employee of any Federal agency, a Member of Congress, an officer or employee of Congress, or any employee of a Member of Congress in connection with any application for a Federal grant, loan (including a line of credit), cooperative agreement, loan guarantee, or loan insurance, the undersigned assures that it will complete and submit Standard Form-LLL, "Disclosure of Lobbying Activities," Rev. 7-97; and
3. The undersigned understands that the language of this certification shall be included in the award documents for all sub awards at all tiers (including subcontracts, sub grants, sub agreements, and contracts under grants, loans (including a line of credit), cooperative agreements, loan guarantees, and loan insurance.

Undersigned understands that this certification is a material representation of fact upon which reliance is placed by the Federal government and that submission of this certification is a prerequisite for providing a Federal grant, loan (including a line of credit), cooperative agreement, loan guarantee, or loan insurance for a transaction covered by 31 U.S.C. 1352. The undersigned also understands that any person who fails to file a required certification shall be subject to a civil penalty of not less than \$10,000 and not more than \$100,000 for each such failure.

The (Vendor, Contractor) Rohrer Enterprises, Inc., DBA/Rohrer Bus Sales, certifies or affirms the truthfulness and accuracy of each statement of its certification and disclosure, if any. In addition, the (Vendor, Contractor) understands and agrees that the provisions of 31 U.S.C. §§ 3801, et seq., apply to this certification and disclosure.

October 30, 2020

Date


Authorized Signature

Regional Manager

Title

REQUEST FOR QUOTATION
156" Wheelbase Dual Rear Wheel (DRW) Narrow Body Cutaway

BID FORM #8

**CERTIFICATION OF COMPLIANCE WITH FTA'S
BUS TESTING REQUIREMENTS**

The undersigned (Vendor/Manufacturer) certifies that the vehicle offered in this procurement complies with 49 U.S.C. 5318, as amended by MAP-21, and FTA regulations, "Bus Testing," 49 CFR Part 665.

The undersigned understands that misrepresenting the testing status of a vehicle acquired with Federal financial assistance may subject the undersigned to civil penalties as outlined in the Department of Transportation's regulation on Program Fraud Civil Remedies, 49 CFR Part 31. In addition, the undersigned understands that FTA may suspend or debar a manufacturer under the procedures in 49 CFR Part 29.

October 30, 2020

Date



Authorized Signature

Regional Manager

Title

Rohrer Enterprises, Inc., DBA/Rohrer Bus Sales

Company Name

REQUEST FOR QUOTATION
156" Wheelbase Dual Rear Wheel (DRW) Narrow Body Cutaway

REQUIRED BID DOCUMENTATION CHECKLIST

Model Year: 2021 Model: Advance - El Dorado

Mandatory Bid Forms – must be submitted with bid:

- ☒ Bid Form #1: Locations of Technical Service Representatives and Parts Distribution Centers
- ☒ Bid Form #2: Disadvantaged Business Enterprise Vendors/Manufacturers Certification
The vendor shall also supply with bid FTA TVM DBE Goal Concurrence for the Current Fiscal Year Approval Letter.
- ☒ Bid Form #3: Buy America Certification Rolling Stock
Should the Vendor be declared responsive and low bid, pursuant to Pre-Award and Post Delivery Audit Requirements, the Division will require the Vendor to submit documentation (with the bid or prior to any award) that lists:
 - 1) Component and sub-component parts of the rolling stock to be purchased identified by manufacturer of the parts, their country of origin and cost: and
 - 2) The location of the final assembly point for the rolling stock, including a description of the activities that will take place at the final assembly point and the cost of final assembly.
- ☒ Bid Form #4: Federal Motor Vehicle Safety Standards Certification
Vendor shall also supply with bid a breakdown of FMVSS standards to be met with proposed vehicle.
- ☒ Bid Form #5: Certification of Primary Participant Regarding Debarment, Suspension, and Other Responsibility Matters
- ☒ Bid Form #6: Vendor's Certification of Understanding and Acceptance
- ☒ Bid Form #7: Certification of Restrictions on Lobbying
- ☒ Bid Form #8: Certification of Compliance with FTA's Vehicle Testing Requirements
A copy of the vehicle testing report (if available) shall be included with the bid.
- ☒ Exhibit A Pricing Page (8)

REQUEST FOR QUOTATION
156" Wheelbase Dual Rear Wheel (DRW) Narrow Body Cutaway

DOCUMENTATION TO BE SUBMITTED WITH BID:

**Section
Referenced**

- ☒ 3.2 Chassis: product description, warranty information and product literature.
- ☒ 3.3 Engine shall be 3.7 Liter V-6 gasoline engine: provide product description, warranty information and product literature.
- ☒ 3.17.1 Radio: AM/FM/BT/SYNC Radio With 4" Display provide product description, Warranty information and product literature.
- ☒ 3.8 Transmission: provide product description, warranty information and product literature.
- ☒ 3.5 Radiator and Cooling System: provide product description, warranty information and product literature.
- ☒ 3.6 High Idle System, provide product description, warranty information and product literature.
- ☒ 3.13 Brakes: provide product description, warranty information and product literature.
- ☒ 3.11.4 Tilt Wheel, Cruise Control and Power Steering: provide details of water testing procedures.
- ☒ 3.21 Wheelbase: provide length of proposed wheelbase.
- ☒ 3.9.4 Rear View Back-Up Camera: provide product description, warranty information and literature.
- ☒ 3.14 Wheels: provide product description, warranty information and product literature.
- ☒ 3.15 Tires: provide product description, warranty information and product literature
- ☒ 3.16.6 Battery: provide product description, warranty information and product literature
- ☒ 3.16.5 Alternator: provide product description, warranty information and product literature
- ☒ 3.26 Front and Rear Heating and Air Conditioning: provide product description, warranty information, product literature.
- ☒ 3.19 Body Specifications: provide a description of how conversion will take place and meet the specification requirements. Provide Actual Interior height and Body length of proposed vehicle.
- ☒ 3.21 Sealant, Rustproofing and Undercoating: provide product description, warranty information and product literature.

REQUEST FOR QUOTATION
156" Wheelbase Dual Rear Wheel (DRW) Narrow Body Cutaway

- ☒ 3.19 Passenger Doors and Stepwells: Provide product description, dimensions, description of interlock system of all doors and locks to be provided.
- ☒ 3.29 Flooring: provide a description of product to be used, samples of floor covering, colors to be used and assembly process.
- ☒ 3.22 Seats, Grab Handles, Passenger restraints: provide product description, warranty information and product literature.
- ☒ 3.34 Mobility Aid/ Occupant Restraint Systems: provide product description, warranty information and product literature.
- ☒ 3.44 Training: submit letter of understanding to the terms in this Section.
- ☒ 3.35.4 Security Cameras System provide product description, warranty information and product literature.
- ☒ 4.12.2 Warranty on Complete Vehicle.
- ☒ 4.12.3 Warranty on Basic Vehicle Structure.
- ☒ 4.12.5 Warranty: warranties to be provide on subsystems and components.
- ☒ 7.3 Complete two (2) bids in binder form –one (1) marked for DPT.
- ☒ 9.2 A Complete mechanical description of vehicle, its construction and equipment including manufacturer's model name and / or number.
- ☒ 9.2 B Proposed interior floor plans, showing detailed dimensions including the location of the wheelchair securement system.
- ☒ 9.2 C Curb weight (empty weight) and gross vehicle weight rating (GVWR of vehicle.
- ☒ 9.2 D Exterior Vinyl Colors: provide samples/chart of available colors.
- ☒ 9.2 H Identification of the conversion location of the van and listing of activities to take place at the location.
- ☒ 9.2 I A list of five (5) users names, addresses, emails and telephone numbers who have been provided similar equipment.
- ☒ No Debt Affidavit
- ☒ Addendum Acknowledgement

STATE OF WEST VIRGINIA
Purchasing Division

PURCHASING AFFIDAVIT

CONSTRUCTION CONTRACTS: Under W. Va. Code § 5-22-1(i), the contracting public entity shall not award a construction contract to any bidder that is known to be in default on any monetary obligation owed to the state or a political subdivision of the state, including, but not limited to, obligations related to payroll taxes, property taxes, sales and use taxes, fire service fees, or other fines or fees.

ALL CONTRACTS: Under W. Va. Code §5A-3-10a, no contract or renewal of any contract may be awarded by the state or any of its political subdivisions to any vendor or prospective vendor when the vendor or prospective vendor or a related party to the vendor or prospective vendor is a debtor and: (1) the debt owed is an amount greater than one thousand dollars in the aggregate; or (2) the debtor is in employer default.

EXCEPTION: The prohibition listed above does not apply where a vendor has contested any tax administered pursuant to chapter eleven of the W. Va. Code; workers' compensation premium, permit fee or environmental fee or assessment and the matter has not become final or where the vendor has entered into a payment plan or agreement and the vendor is not in default of any of the provisions of such plan or agreement.

DEFINITIONS:

"Debt" means any assessment, premium, penalty, fine, tax or other amount of money owed to the state or any of its political subdivisions because of a judgment, fine, permit violation, license assessment, defaulted workers' compensation premium, penalty or other assessment presently delinquent or due and required to be paid to the state or any of its political subdivisions, including any interest or additional penalties accrued thereon.

"Employer default" means having an outstanding balance or liability to the old fund or to the uninsured employers' fund or being in policy default, as defined in W. Va. Code § 23-2c-2, failure to maintain mandatory workers' compensation coverage, or failure to fully meet its obligations as a workers' compensation self-insured employer. An employer is not in employer default if it has entered into a repayment agreement with the Insurance Commissioner and remains in compliance with the obligations under the repayment agreement.

"Related party" means a party, whether an individual, corporation, partnership, association, limited liability company or any other form or business association or other entity whatsoever, related to any vendor by blood, marriage, ownership or contract through which the party has a relationship of ownership or other interest with the vendor so that the party will actually or by effect receive or control a portion of the benefit, profit or other consideration from performance of a vendor contract with the party receiving an amount that meets or exceeds five percent of the total contract amount.

AFFIRMATION: By signing this form, the vendor's authorized signer affirms and acknowledges under penalty of law for false swearing (W. Va. Code §61-5-3) that: (1) for construction contracts, the vendor is not in default on any monetary obligation owed to the state or a political subdivision of the state, and (2) for all other contracts, that neither vendor nor any related party owe a debt as defined above and that neither vendor nor any related party are in employer default as defined above, unless the debt or employer default is permitted under the exception above.

WITNESS THE FOLLOWING SIGNATURE:

Vendor's Name: Rohrer Enterprises, Inc., DBA/Rohrer Bus Sales

Authorized Signature: [Signature] Date: October 30, 2020

State of VA

County of Augusta, to-wit:

Taken, subscribed, and sworn to before me this 30th day of October, 2020

My Commission expires June 30, 2022

AFFIX SEAL HERE

NOTARY PUBLIC

[Signature]

Purchasing Affidavit (Revised 01/19/2018)





Department of Administration
Purchasing Division
2019 Washington Street East
Post Office Box 50130
Charleston, WV 25305-0130

State of West Virginia
Centralized Request for Quote
Vehicles

Proc Folder: 776756

Doc Description: 156" WB DRW Narrow Body Cutaway

Reason for Modification:

Proc Type: Central Master Agreement

Date Issued	Solicitation Closes	Solicitation No	Version
2020-10-19	2020-11-04 13:30	CRFQ 0805 PTR2100000005	1

BID RECEIVING LOCATION

BID CLERK
DEPARTMENT OF ADMINISTRATION
PURCHASING DIVISION
2019 WASHINGTON ST E
CHARLESTON WV 25305
US

VENDOR

Vendor Customer Code: VS0000004719

Vendor Name : Rohrer Enterprises, Inc. DBA/Rohrer Bus Sales

Address : 2075-B West Main Street

Street :

City : Waynesboro

State : VA

Country : USA

Zip : 22980

Principal Contact : Andrew Clawson

Vendor Contact Phone: 804-357-1145

Extension:

FOR INFORMATION CONTACT THE BUYER

Linda B Harper
(304) 558-0468
linda.b.harper@wv.gov

Vendor
Signature X

FEIN# 23-2059976

DATE October 30, 2020

All offers subject to all terms and conditions contained in this solicitation

ADDITIONAL INFORMATION

The West Virginia Purchasing Division for the Agency, The West Virginia Division of Public Transit is soliciting bids from qualified vendors to establish an "Open-End" contract for the purchase of 156" Wheelbase Dual Rear Wheel (DRW) Narrow Body Cutaway vehicles per the Specifications, Terms & Conditions and bid requirements as attached

INVOICE TO	SHIP TO
PUBLIC TRANSIT DIVISION OF BLDG 5 RM 650 1900 KANAWHA BLVD E CHARLESTON WV 25305-0432 US	PUBLIC TRANSIT DIVISION OF KANAWHA VALLEY REGIONAL TRANSPORTATION AUTHORITY 1550 FOURTH AVE CHARLESTON WV 25324 US

Line	Comm Ln Desc	Qty	Unit Issue	Unit Price	Total Price
1	156" WB DRW Narrow Body Cutaway	1.00000	EA		

Comm Code	Manufacturer	Specification	Model #
25101502			

Extended Description:

156" WB DRW Narrow Body Cutaway

SCHEDULE OF EVENTS

<u>Line</u>	<u>Event</u>	<u>Event Date</u>
1	Question Deadline 3 :00 pm	2020-10-27

ADDENDUM ACKNOWLEDGEMENT FORM
SOLICITATION NO.:

Instructions: Please acknowledge receipt of all addenda issued with this solicitation by completing this addendum acknowledgment form. Check the box next to each addendum received and sign below. Failure to acknowledge addenda may result in bid disqualification.

Acknowledgment: I hereby acknowledge receipt of the following addenda and have made the necessary revisions to my proposal, plans and/or specification, etc.

Addendum Numbers Received:


(Check the box next to each addendum received)

- | | |
|--|--|
| <input checked="" type="checkbox"/> Addendum No. 1 | <input type="checkbox"/> Addendum No. 6 |
| <input type="checkbox"/> Addendum No. 2 | <input type="checkbox"/> Addendum No. 7 |
| <input type="checkbox"/> Addendum No. 3 | <input type="checkbox"/> Addendum No. 8 |
| <input type="checkbox"/> Addendum No. 4 | <input type="checkbox"/> Addendum No. 9 |
| <input type="checkbox"/> Addendum No. 5 | <input type="checkbox"/> Addendum No. 10 |

I understand that failure to confirm the receipt of addenda may be cause for rejection of this bid. I further understand that any verbal representation made or assumed to be made during any oral discussion held between Vendor's representatives and any state personnel is not binding. Only the information issued in writing and added to the specifications by an official addendum is binding.

Rohrer Enterprises Inc. DBA Rohrer Bus Sales

Company


Authorized Signature

11/3/2020

Date

NOTE: This addendum acknowledgment should be submitted with the bid to expedite document processing.



Department of Administration
Purchasing Division
2019 Washington Street East
Post Office Box 50130
Charleston, WV 25305-0130


State of West Virginia
Centralized Request for Quote
Vehicles

Proc Folder: 776756			Reason for Modification: Addendum 1 issued to publish a copy of the Vendor Questions with Responses and to attach the Exhibit A Pricing Page.
Doc Description: Addendum 1 - 156" WB DRW Narrow Body Cutaway			
Proc Type: Central Master Agreement			
Date Issued	Solicitation Closes	Solicitation No	Version
2020-10-29	2020-11-04 13:30	CRFQ 0805 PTR2100000005	2

BID RECEIVING LOCATION
BID CLERK DEPARTMENT OF ADMINISTRATION PURCHASING DIVISION 2019 WASHINGTON ST E CHARLESTON WV 25305 US

VENDOR		
Vendor Customer Code: VS0000004719		
Vendor Name : Rohrer Enterprises, Inc., DBA/Rohrer Bus Sales		
Address : 2075-B West Main Street		
Street :		
City : Waynesboro		
State : VA	Country : USA	Zip : 22980
Principal Contact :		
Vendor Contact Phone:	Extension:	

FOR INFORMATION CONTACT THE BUYER
Linda B Harper (304) 558-0468 linda.b.harper@wv.gov

Vendor Signature X 	FEIN# 23-2059976	DATE October 30, 2020
---	-------------------------	------------------------------

All offers subject to all terms and conditions contained in this solicitation

ADDITIONAL INFORMATION

Addendum 1 issued for the following reasons:

1. To publish a copy of vendor questions with responses.
2. To publish an excel version of the Exhibit A Pricing Page. Vendors submitting bids online should enter the Total Bid Amount from the Exhibit A Pricing Page in the commodity line of wvOasis and attach a copy of the Exhibit A Pricing Page with their bid.

No other changes

INVOICE TO

PUBLIC TRANSIT DIVISION OF
BLDG 5 RM 650
1900 KANAWHA BLVD E
CHARLESTON WV 25305-0432
US

SHIP TO

PUBLIC TRANSIT DIVISION OF
KANAWHA VALLEY REGIONAL TRANSPORTATION
AUTHORITY
1550 FOURTH AVE
CHARLESTON WV 25324
US

Line	Comm Ln Desc	Qty	Unit Issue	Unit Price	Total Price
1	156" WB DRW Narrow Body Cutaway	1.00000	EA		

Comm Code	Manufacturer	Specification	Model #
25101502			

Extended Description:

156" WB DRW Narrow Body Cutaway - Vendors submitting bids online should enter the Total Bid Amount from the Exhibit A Pricing Page in the commodity line of wvOasis and attach a copy of the Exhibit A Pricing Page with their bid.

SCHEDULE OF EVENTS

<u>Line</u>	<u>Event</u>	<u>Event Date</u>
1	Question Deadline 3 :00 pm	2020-10-27

Ford Transit 350



Appearance

- Frame Rail Extension Adapters _____
- Audio, Antenna - Fender Mounted
- Grille, Honeycomb Mesh Grille with Carbon Black Surround
- Auto High-Beam Headlamps _____
- Roof Marker Lamps
- Mirrors - Exterior Delete
- Body Side Moldings – Carbon Black

Comfort and Convenience

- Horn - Single-Note Electric
- Rearview Mirror (when not equipped without rear Glass)
- Airbag cut-off switch - Passenger-side (Not available with seats delete or right hand door delete)
- Headliner – Cloth
- Console - Small Center Console Included with dual Passenger Seats _____
- Console - Medium Center Console
- Post-Collision Braking _____
- Pre-Collision Assist with Automatic Emergency Braking (AEB) _____

- Lane-Keeping System _____
- Floor Covering, Vinyl - Front _____
- Glove Box (Locking)
- Instrumentation - Tachometer, Fuel Level and Coolant Temperature _____
- Interior Lighting
- Lighting, Front Dome Lamp with Map Lights and Theater-Dimming
- A-Pillar Assist Handles (Driver and Passenger-side) _____
- PowerPoint, 12V - One in Instrument Panel, One in Center Console
- Sun Visors
- Automatic Rain-Sensing Windshield Wipers
- Front Overhead Shelf
- Ford Telematics™ _____
- Forward Collision Warning _____

Entertainment Systems

- Audio Pack #18 - AM/FM stereo, Bluetooth, Dual USB ports and a 4.0" multi-function display

Seating

- Driver Manual Reclining Bucket Seats with Adjustable Headrest (Includes driver-side and passenger-side inboard armrest)

Security

Standard

- Forward Collision Warning _____
- SecuriLock® Passive Anti-Theft System (PATS) with engine immobilizer
- Door Locks, Autolocking Drive Away with Crash Unlocking. Not available with Manual Locks
- Rear View Camera and Prep Kit

Safety

- Tire Pressure Monitoring System (TPMS). Standard on SRW and DRW configurations _____
- Airbags, Driver and Passenger _____
- Brakes - 4 Brakes – 4-wheel Anti-lock Disc Brakes
- Safety belts - 3-point, all positions

- Safety Canopy® Side-curtain Airbags

Shuttle Bus Prep Package

Shuttle buses carry people back and forth between designated locations, often at regular intervals. They frequently operate at airports and sporting events.

The Shuttle Bus Prep Package includes:

- Exterior Upgrade Package
- Front license plate bracket
- Dual AGM batteries
- Auxiliary fuse panel with high-spec interface connector
- Modified vehicle wiring system
- Audio Pack #19 (AM/FM stereo with Bluetooth™, dual USB ports, SYNC® 3 and four-inch multi-function display - when no Rearview Camera is selected)

Handling


- Steering - Power Rack and Pinion
- Electric Power Assisted Steering (EPAS) _____
- Steering Wheel, - Tilt & telescopic column polyurethane 4-spoke wheel
- Manual Parking Brake
- Suspension, Front - Independent MacPherson-strut, Stabilizer Bar
- Suspension, Rear - Leaf Springs, Heavy-duty Gas Shock Absorbers
- AdvanceTrac® w/Roll Stability Control™ (RSC®) _____
- Base Frontal Area Limitation
- Side-Wind Stabilization
- Hill Side Assist

Power

Standard

- 10-Speed Automatic Overdrive with SelectShift® . Auxiliary Transmission Oil Cooler is standard _____

- Fuel Tank – Capless fuel fill, 25 gallons (midship)



3.5L PFDi V6

1 of 3

[Hide Details](#) ^

2020 Transit models have a new standard V6 engine with advanced technology, delivering responsive performance with ratings of 275 horsepower and 262 lb.-ft. of torque. It's a 3.5L V6 engineered with the Ford port-fuel/direct-injection (PFDi) system. PFDi features two injectors per cylinder — one mounted in the air intake port, another inside the cylinder — to enhance overall performance.

QUICK REFERENCE: WARRANTY COVERAGE

This chart gives a general summary of your warranty coverage provided by Ford Motor Company under the **New Vehicle Limited Warranty**. Please refer to the description of warranty coverage for more specific information.

For each type of coverage, the chart shows two measures:

- years in service
- miles driven

Your New Vehicle Limited Warranty	
TYPE OF COVERAGE	YEARS IN SERVICE/MILES DRIVEN
BUMPER TO BUMPER	3/36,000
POWERTRAIN	5/60,000
SAFETY RESTRAINT SYSTEM	5/60,000
CORROSION (Perforation only)	5/UNLIMITED
DIESEL ENGINE	5/100,000
HYBRID/ELECTRIC UNIQUE COMPONENT	8/100,000

The measure that occurs first determines how long your coverage lasts. For example: Your Bumper to Bumper Coverage lasts for three years - unless you drive more than 36,000 miles before three years elapse. In that case, your coverage ends at 36,000 miles.

For more details on coverage, see:

- ➔ **What is Covered?** (pages 9-13)
- ➔ **What is Not Covered?** (pages 13-16)

ITM129-T20 & ITM129ADL-T20

2020+Ford Transit Platform Lift Interlock



Ford Interlock system for monitoring platform lift door and up to four auxiliary doors.

Technical Description

InPower's Models ITM129\ITM129ADL-T20 interlock systems provide the required FMVSS 403/404 interlock functions for public-use platform lifts installed in Ford Transit chassis. The system consists of a combined driver's display and control module as well as an easy-to-install plug-and-play chassis wiring harness.

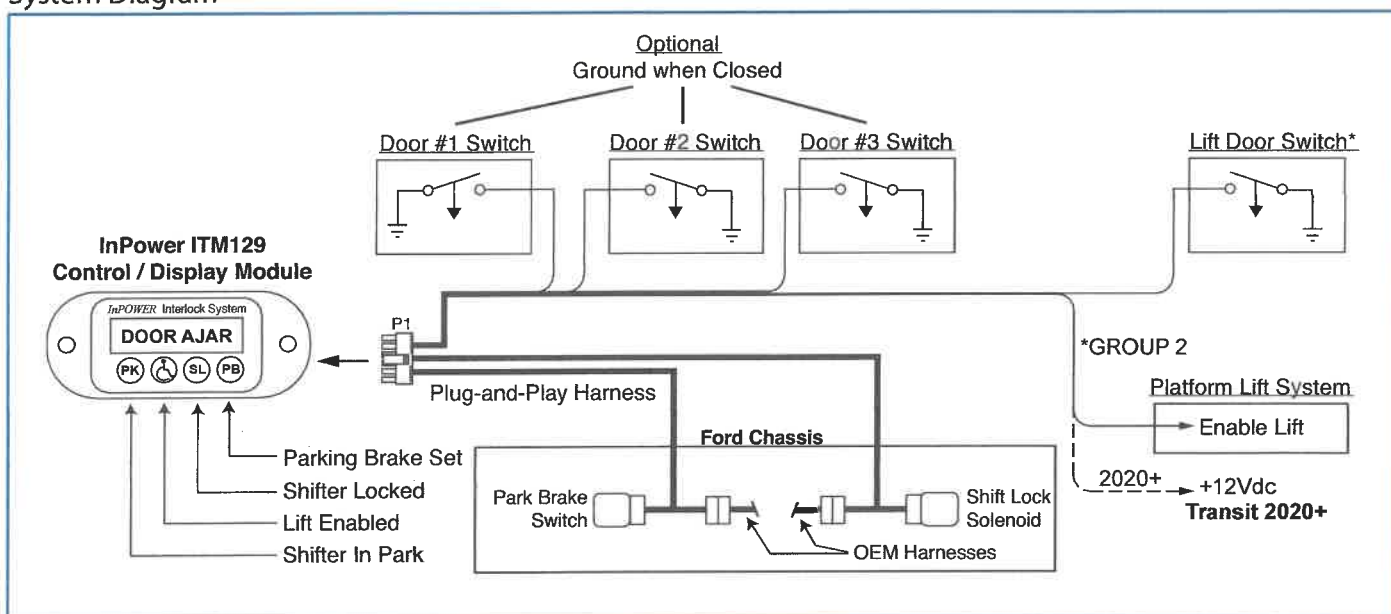
The wiring harness includes a set of blunt cut wires for connecting to the platform lift system door switches and 12 volt power and T-cables for interfacing with the Ford shift lock solenoid, park signal and parking brake switch. The interlock's Lift Enable output is rated at +12 volts @ 1.8 amps, and it is compatible with current production platform lifts manufactured by Braun, Ricon and Maxon.

The driver display includes a two-inch flashing Door Ajar indicator as well as indicators for Park, Park Brake, Shifter Locked and Lift Enabled. The interlock monitors the lift door and up to four auxiliary doors. With the standard ITM129 model, if any of these doors are not fully closed, the display's Door Ajar indicator will flash. Only the lift door input will set the shift lock. With the ITM129ADL, if any door is not fully closed, the Door Ajar indicator will flash and the shift lock will set.

Key Features

- Supports Ford Transit Chassis
- Combined Driver Display and Control Module
- Works for both rear and side doors
- Status / Diagnostic Indicators
- Monitors up to Four Door Switches plus Lift Door
- Plug-and-Play Wiring Harness
- Direct Interface to Platform Lift Systems

System Diagram



Specifications

Module Inputs

Power Input:	Power and ground are obtained from Shifter T-Harness
Rear Lift Door* In:	From lift door closed switch. Ground when door is Closed. (Blunt-cut Violet)
Side Lift Door* In:	From lift door closed switch. Ground when door is open/ajar. (Blunt-cut Tan)
Side Door* In:	From side door closed switch. Ground when door is open/ajar. (Blunt-cut Orange)
Door #1 or Rear Door* In:	From Door #1 closed switch. Ground when door is closed. (Blunt-cut Blue)
Door #2 In:	From Door #2 closed switch. Ground when door is closed. (Blunt-cut Blue)
Door #3 In:	From Door #3 closed switch. Ground when door is closed. (Blunt-cut Blue)

* Lift may be installed on either the side door or the rear door. When installed in the side door, use the Tan wire for the lift door and one of the Blue wires for the rear door. When installed in the rear door, use the Violet wire for the lift door and the Orange wire for the side door.

Module Output

Lift Enable: +12 volts @ 1.8 amps to allow platform switch operation. (Blunt-cut Yellow)

Mechanical

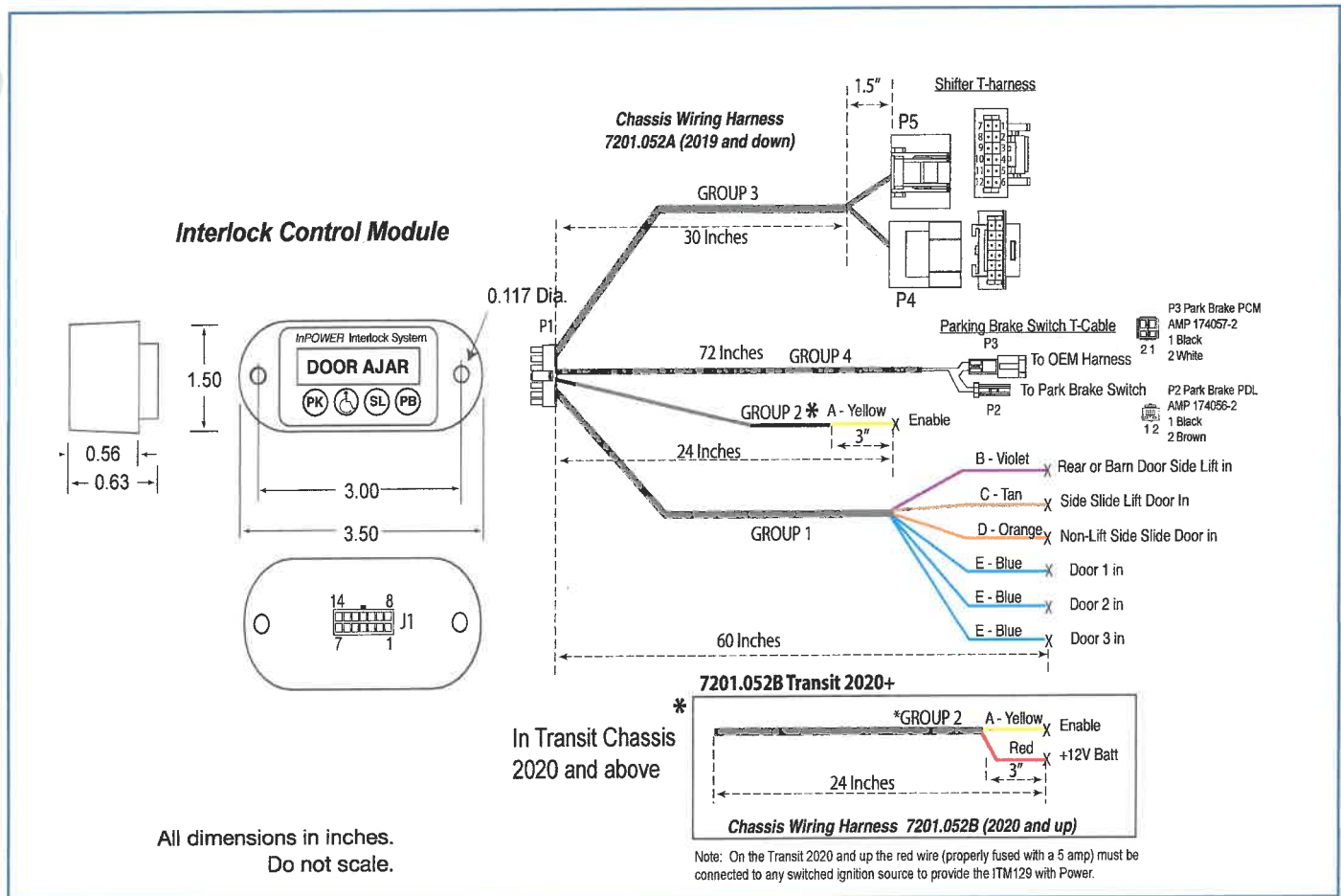
Dimensions: 3.50 W x 1.50 H x 0.56 D inches

Weight: 0.15 lbs

Operating Temperature: -40° C to +85° C

Please see owner's manual OM-190 for the ITM129 and ITM129ADL for detailed cable information.

Mechanical Drawing



OWNERS MANUAL

ITM129 & ITM129ADL and ITM129-T20 & ITM129ADL-T20 Platform Lift Interlock System for Ford Transit Chassis



Contents

1. Introduction	1
2. Product Description	2
3. System Operation	2
4. Interlock System Diagram	3
5. Installation Procedures	4
6. Wiring Instructions	5
7. System Troubleshooting	7
8. Mechanical Drawing	8
9. Reference information	8

1. Introduction

This system is intended for installation in Ford Transit chassis with FMVSS compliant, public-use platform lifts manufactured by The Braun Corporation, Ricon Corporation or Maxon Mobility. If another type of lift is to be used, contact the lift manufacturer to determine compatibility.

The system is designed to meet the requirements of FMVSS 403/404 and therefore must be installed in accordance with the lift manufacturer's instructions. The installer must be trained and skilled in installing FMVSS compliant lift systems. The installation must also comply with SAE (Society of Automotive Engineers) and Ford Motor Company electrical wiring procedures.

2. Product Description

InPower's Model ITM129 and ITM129-T20 platform lift interlock system consists of a control module with integral driver's status display and a chassis wiring harness (See Interlock System Diagram on Page 3). The interlock's control/display module is designed to mount on the dash with its wiring harness routed through the dash. The harness contains two T-cables that connect to the shift lock solenoid and parking brake switch. The harness also contains a set of blunt-cut wires for connection to the three door switches, lift door switch and Lift Enable output to the platform lift system.

The ITM129, ITM129-T20, ITM129ADL, and ITM129-T20 interlock systems provide inputs from the platform lift door switch and three other door switches (Door 1 Switch, Door 2 Switch and Door 3 Switch); however, each model responds differently to the door switch signals.

ITM129 and ITM129-T20: When Door Switches 1, 2 or 3 are activated (door not fully closed) the DOOR AJAR display indicator will flash. When the Lift Door Switch is activated (door not fully closed) the DOOR AJAR display indicator will flash and the shift lock will be set. If the vehicle is in PARK and the parking brake is set, the Lift Enable will be set, allowing the platform lift to be operated.

ITM129ADL and ITM129-T20: When any door switch is activated (door not fully closed), the DOOR AJAR display indicator will flash and the shift lock will be set. If the vehicle is in PARK and the parking break is set, the Lift Enable will be set, allowing the platform lift to be operated.

Installation Note: The Standard ITM129 gets +12Vdc power from the Pin 2 of the Shifter T-harness (Chassis 2019 and Prior) and 2020 and later comes from the Group 2 Red 12V Batt wire attached to an ignition source fused appropriately. +12vdc comes from Auxilliary Junction Box (AJB), Fuse-31 and should be a 10 Amp Fuse. Depending on the truck options installed (ex. Auxilliary Brake Controller), the Fuse-31 may or may not be installed.

Fuse-31 is a 10 Amp fuse for the Auxilliary Brake Controller or options. If these options and/or the fuse are not installed, the ITM129 doesn't require much power so a 5 or 10 Amp fuse is acceptable to put in the F-31 location for the ITM129.

Alternately, if F31 and the AJB are not available, any reliable fused and ignition switched +12VDC source will do as a power source for the ITM129 red wire in the T Harness.

3. System Operation

The interlock system is powered only when the Ignition Switch is on. The following is the interlock system sequence of operation:

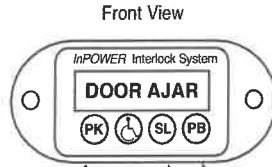
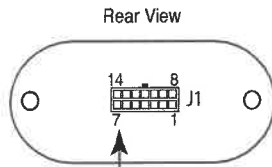
- Step 1 - Turn the Ignition switch on and start the engine.
- Step 2 - Press the service brake and place shifter in Park.
- Step 3 - Set the parking brake.
 - The Shift Lock will activate
- Step 4 - Open lift door.
 - The display Door Ajar indicator will flash
 - The Lift Enable will activate, allowing operation of platform lift.
- Step 5 - The platform lift may now be operated (Refer to the platform lift operating instructions).
 - During the Lift Enable sequence, if the parking brake is released the Lift Enable will be deactivated, preventing lift operation.
- Step 6 - When the lift cycle is completed return the lift to its fully stowed position.
- Step 7 - Close the lift door.
 - The Lift Enable is now deactivated.
- Step 8 - Release parking brake. When released, the interlock will release the shift lock.
- Step 9 - The cycle is now complete and the vehicle can be taken out of Park and driven.

Notes:

1. For model ITM129 and ITM129-T20, anytime Doors #1, #2 or #3 are opened (or ajar) the Door Ajar indicator will flash but the shifter will not lock unless the parking brake is also set.
2. For model ITM129ADL and ITM129-T20, anytime any door is opened (or ajar), the Door Ajar indicator will flash and the shifter will lock.

4. Interlock System Diagram

Interlock Control Module

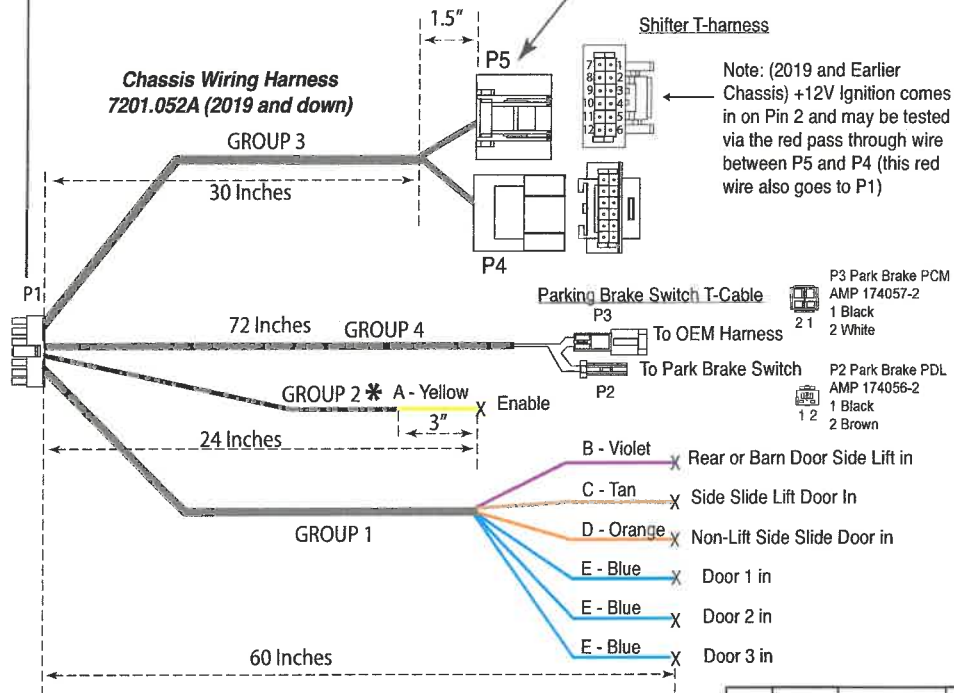


Platform Lift Interlock System

Note: Fuse 31 on the Auxiliary Junction Box normally supplies 12Vdc Power to Shifter T-harness (Pin 2, 2019 and earlier) which powers the ITM129. If F31 is not populated, install a 5 amp or 10 amp fuse to power the ITM129. Alternatively, the red wire (properly fused with a 5 amp) may be connected to any switched ignition source.

Shifter In Park
Lift Enabled
Parking Brake Set
Shifter Locked

Chassis Wiring Harness 7201.052A (2019 and down)

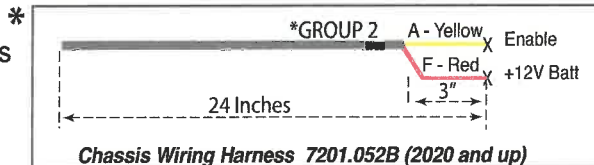


Note: (2019 and Earlier Chassis) +12V Ignition comes in on Pin 2 and may be tested via the red pass through wire between P5 and P4 (this red wire also goes to P1)

Note: On 2020 and later chassis Pin 2 is passed straight through from P5-2 to P4-2 without going to P1

7201.052B Transit 2020+

In Transit Chassis 2020 and above



Note: On the Transit 2020 and up the red wire (properly fused with a 5 amp) must be connected to any switched ignition source to provide the ITM129 with Power.

Item	Color	Description	Sensor Position	Qty
A	Yellow	12V Enable	Enable	1
B	Violet	Gnd=Closed	Rear or Barn Door Side Lift	1
C	Tan	Gnd=Open	Side Slide Lift	1
D	Orange	Gnd=Open	Non-Lift Side Slide	1
E	Blue	Gnd=Closed	Non-Lift Door	3
F	Red	+12V Power	Rev B Only! System Pwr	1

5. Installation Procedures

5.1 Safety Precautions



WARNING

This interlock product has been designed and manufactured to meet the intended application requirements and specifications, complying with FMVSS 403/404. Any modifications to the product or to the installation procedure can be dangerous and will void InPower's warranty.

- Read and understand the instructions in this manual and any other applicable manuals before starting the installation.
- Make sure that the vehicle battery power is disconnected during installation of the Interlock and lift systems.
- Reconnect the battery when the system installation is complete.
- Wear appropriate safety equipment, such as protective eyeglasses, face shield and clothing when installing equipment and handling the battery.
- Be careful when working near a battery. Make sure that the area is well ventilated and that there are no flames near the battery. Never lay objects on the battery that can short the terminals together. If battery acid gets in your eyes, immediately seek first aid. If acid gets on your skin, immediately wash it off with soap and water.

5.2 Getting Started

This manual provides instructions for installing the InPower Interlock System in a Ford transit chassis with a FMVSS compliant, public use (commercial) platform lift. It is important that you follow these instructions carefully and contact InPower if you need assistance or more information. Note that product technical documents are available on InPower's web site.



WARNING

This interlock system installation requires additional parts and materials that are not supplied with the interlock product. Identify all required parts before starting the installation and ensure that these items are the correct type and quality (See Section 10.2).

Inspect the interlock product and all other components for damage before starting the installation. Do not perform the installation if any problems exist.

Determine the type of interlock interface required for the platform lift. This interlock system provides a +12 volt @ 1.8 amps Enable Lift output to allow the platform lift to be operated. If the lift system is not compatible with this interface signal, you must take the necessary actions to adapt the lift system interface to the interlock system's interface. Refer to the lift manufacturer's installation instructions for further details.

The recommended mounting location for the interlock control module is on the center console of the dashboard, with the wiring harness through the dash. Be certain that the chosen location permits the cables to reach the parking break and shift lock connectors. The wiring harness will connect to the shift lock solenoid, located under the center console and parking brake switch, beside the driver's seat. The unit must not be located in the engine compartment or any location that is not protected from the environment.

6. Wiring Instructions



WARNING

Make sure that the vehicle battery power is disconnected during installation of the interlock and lift system. Reconnect the battery when the system installation is complete.

Installation Procedure

1. Remove steering column cover. (See Figures 1 and 2)



Figure 1. Steering column



Figure 2. Steering column with panel removed.

2. Drop down glove box
3. Remove HVAC controls cover, cup holder and lift shifter cover. (See figures 3 and 4)



Figure 3. Center console



Figure 4. Covers removed

4. Remove console cover screws and pull back center cover enough to gain access to shifter connector. (See figure 5)



Figure 5. Shifter connector.

5. Mount module in center cover where desired.

6. Install T-harness to shifter connector 2810. Tuck chassis connector and T-harness under shifter to ensure the paneling fits correctly. (See figure 6)



Figure 6. Shifter connector 2810

7. Run parking brake harness under carpet to parking brake connector. (See figures 7 and 8)



Figure 7. View of brake connector area.




Figure 8. View of parking brake connector.

8. Run door wires to BCM. (See figure 9 on next page)

9. On the Ford Transit, the front driver's, front passenger and rear doors all generate a +12V signal when the doors are open are ajar. The side door, however, generates a ground signal. The lift may be installed on either the rear door or the side door. Therefore, there are two lift door wires. The rear lift door input wire is violet, while the side lift door input wire is tan. There are three blue wires for the driver's, front passenger and rear door ajar signals, and there is one orange wire for the side door ajar signal.

If the lift is installed on the rear door, one blue wire and the tan wire will not be used. If the lift is installed on the side door, the violet wire and the orange wire will not be used.

Connect the four wires to be used to their respective connections in the BCM connector 2280C.

The driver door ajar signal comes from pin 44 (green/violet wire); the passenger door ajar signal comes from pin 34 (white wire); the right side door ajar comes from pin 51 (yellow wire); and the rear door ajar comes from pin 50 (brown/violet wire).



10. Review the platform lift installation manual to determine how to wire the interlock system to the platform lift's interlock interface. The yellow blunt cut wire in the interlock harness will supply a +12 volt @ 1.8 amp output to operate the lift. Verify that this is the correct polarity for the platform lift and then connect the yellow wire to the lift enable input on the lift.

11. Test

7. System Troubleshooting

This owners manual describes the InPower Model ITM129 Platform Lift Interlock Systems. Note that the control module contains an integral driver's status display which should be used for system troubleshooting. The interlock systems provide a Lift Enable signal output that is wired to the platform lift system to enable the lift operation when the chassis interlock conditions are satisfied. The Lift Enable signal is +12 volts when the lift can be operated.

Replacement Parts

1. ITM129 Control/Display Module	P/N: ITM129-MODULE
OR ITM129ADL Control/Display Module	P/N: ITM129ADL-MODULE
2. Chassis Wiring Harness	P/N: 7201.052

Troubleshooting Procedures and Tips:

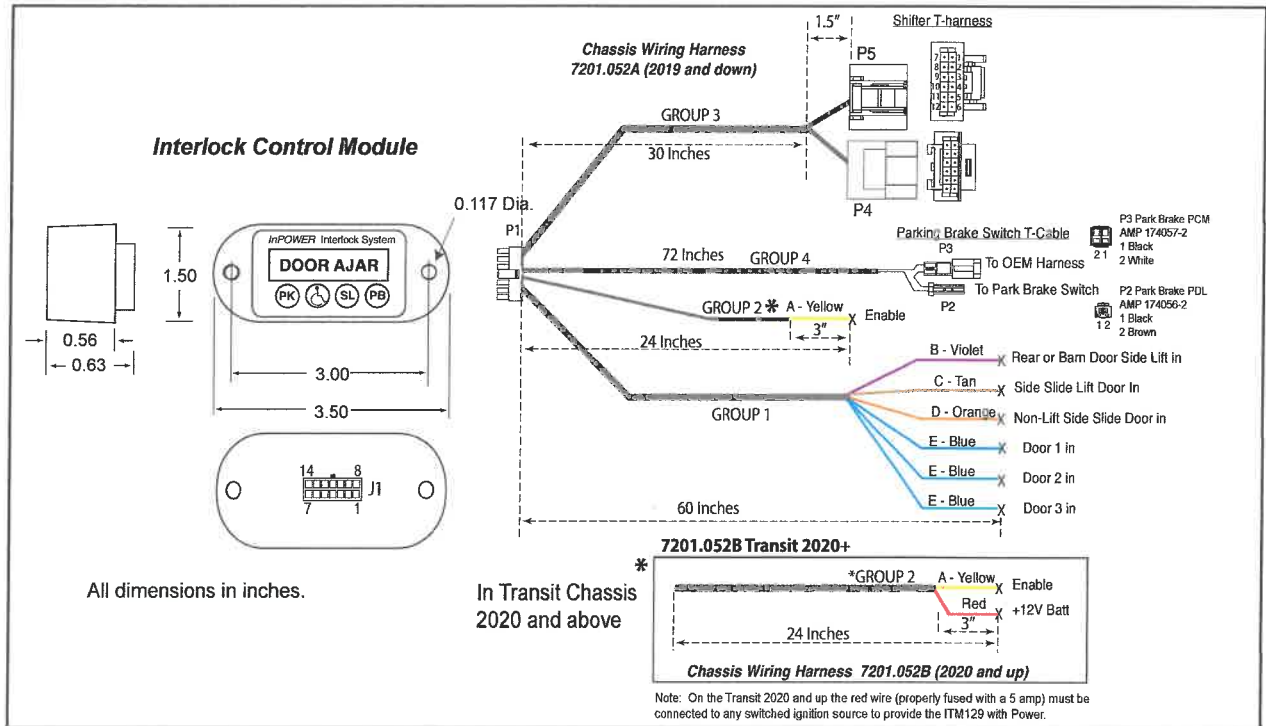
1. Determine if the interlock system is getting power. +12 volts should be present on pin 2 in shifter T Harness connector 2810 (2019 and prior). On Chassis from 2020 and up, +12V should be available on the Group 2 Red Wire. With power, you should have some display lights on. Note that the interlock system gets its ground from pin 11 of the same connector. If everything is properly connected, and you are not getting power, check fuse F31 located in the auxiliary junction box.

2. If the interlock system has power and is not operating there is a high probability that the control module is good but that there is a problem with one or more of the system inputs (e.g., the Lift Door Switch not working correctly). Operate each remote door switch and determine if the correct display indicator operates properly. You can also measure voltage at the J1 connector pins to see if the remote devices are working correctly. A common problem on interlock systems is the lift door switch failing or sticking in the open position. This will

Troubleshooting cont.

3. If the interlock system appears to be working properly but the platform lift system will not work check the voltage on the Lift Enable output to the lift system. This signal is on pin 4 of connector J1. There should be +12 volts present to operate the lift. **CAUTION - Do not apply an external +12 volt power source to this circuit to see if the lift will operate without disconnecting the wire from the interlock system!** Applying power will cause a circuit breaker to trip in the Lift Enable output circuit. If tripped, remove the power source and the circuit breaker will reset automatically. With the Lift Enable wire disconnected from the interlock control module it is safe to apply +12 volts to the lift system's Enable input to see if the lift will operate.

8. Mechanical Drawing



9. Reference Information

Company Contacts:

Ford Motor Company
Truck Body Builder Advisory Service
Product Development Center
MD 410
PO Box 2053
Dearborn, MI 48121-2053
1-877-840-4338
www.fleet.ford.com/truckbbas/index.htm
bbasqa@ford.com

Ricon Corporation
7900 Nelson Road
Panorama City, CA 91402
(818) 267-3038
(800) 322-2884
www.riconcorp.com

The Braun Corporation
631 West 11th Street
Winamac, IN 46966
(574) 946-6153
(800) 946-6158
www.braunlift.com

Maxon Lift Corp.
11921 Slauson Avenue
Sante Fe Springs, CA 90670
(562) 464-0099
(800) 227-4116
www.maxonlift.com

Warranty And Limitation of Damages

Released 5/13/2009

CD-C2 120604



InPower LLC (hereinafter "InPower") warrants its products to be free from defects in material and workmanship under normal use, care, and maintenance for a period of two (2) years from the date of shipment from InPower.

This warranty shall not apply to any failure or damage due to neglect, lack of maintenance, misuse, abuse, improper installation, improper application, vehicle obsolescence, failure of or damage inflicted by non-InPower equipment, or Acts of God, of any of the products on the part of the Buyer or to any other cause beyond the control of InPower.

Buyer's exclusive remedy in the event that any of InPower's products do not conform to the foregoing warranty shall be the repair or replacement of the defective item or parts within two years from date of shipment. All goods claiming to be nonconforming must be returned per InPower's RETURNS POLICY (CD-03), and will be shipped to InPower's business location, after first receiving a return authorization number from InPower (see CD-03). Such goods will be returned to Buyer, repaired, or replaced at InPower's option within a reasonable time per the terms set forth in the RETURNS POLICY (CD-03). InPower's acceptance of any goods so returned by Buyer shall not be deemed an admission that the goods are nonconforming; and if InPower determines that any goods returned are not defective, or are exempt from this warranty under conditions set forth above, such goods shall be reshipped to Buyer at its expense and Buyer will be charged for shipping charges incurred by InPower.


InPower's obligations under this limited material and workmanship warranty, and Buyer's exclusive remedy, shall be limited solely to the repair, exchange or replacement, at InPower's option under the terms of the RETURNS POLICY (CD-03), of any materials or workmanship which may prove defective under normal use within two years from the shipment date, and which InPower's examination shall disclose to its satisfaction to be defective. InPower's obligations under this Warranty do not extend to coverage of labor, travel, service, or non-InPower repair parts costs incurred.

THE FOREGOING WARRANTY IS IN LIEU OF ALL WARRANTIES OF MERCHANTABILITY, FITNESS FOR A PARTICULAR PURPOSE, OR OTHER WARRANTIES, EXPRESS OR IMPLIED. CORRECTION OF NONCONFORMITIES IN THE MANNER AND FOR THE PERIOD OF TIME PROVIDED ABOVE, SHALL CONSTITUTE FULFILLMENT OF ALL OBLIGATIONS OF INPOWER TO BUYER, WHETHER BASED ON CONTRACT, NEGLIGENCE, STRICT LIABILITY, OR OTHERWISE WITH RESPECT TO, OR ARISING OUT OF, SUCH MERCHANDISE.

INPOWER MAKES NO WARRANTY WHATSOEVER WITH RESPECT TO ACCESSORIES OR PARTS NOT SUPPLIED BY INPOWER.

NEITHER INPOWER NOR BUYER SHALL BE LIABLE FOR PUNITIVE, SPECIAL, INDIRECT, OR CONSEQUENTIAL DAMAGES, INCLUDING BUT NOT LIMITED TO, DAMAGES TO PROPERTY, FOR LOSS OF USE, LOSS OF TIME, LOSS OF PROFITS OR INCOME. THE REMEDIES SET FORTH HEREIN ARE EXCLUSIVE, AND THE LIABILITY OF INPOWER WITH RESPECT TO ANY CONTRACT OR SALE OR ANYTHING DONE IN CONNECTION THEREWITH, WHETHER IN CONTRACT OR TORT, UNDER ANY WARRANTY, OR OTHERWISE, SHALL NOT, EXCEPT AS EXPRESSLY PROVIDED HEREIN, EXCEED THE PRICE OF MERCHANDISE ON WHICH SUCH LIABILITY IS BASED.

PO Box 2520, Westerville, OH 43086
8311 Green Meadows Drive North, Lewis Center, OH 43035
Phone (740) 548 - 0965 Fax (740) 548 - 2302



10-Speed Automatic Overdrive with SelectShift®. Auxiliary Transmission Oil Cooler is standard

2 of 3

[Hide Details](#)

All Transit engines now deliver their power through an advanced 10-speed automatic transmission. Compared with the 6-speed it replaces, the 10-speed delivers improved overall performance, with enhanced acceleration at the low and mid ranges of the power band. Features include optimized wide-span gear spacing coupled with drag-reduction features plus three overdrive gears.



Advance


Ford Transit

Technical Specifications

(Eldorado Base Package)

REV: -
12/12/19

To maintain our dedication to quality and safety, Eldorado National – Kansas buses are continually under review which may result in a change in specifications without notice.

A large red swoosh underline that spans most of the width of the page, starting from the left margin and ending on the right margin.

1655 WALL STREET
SALINA, KS 67401
785.827.1033
www.eldorado-bus.com

1. GENERAL

It is the intent of these Technical Specifications to describe the base, gas-powered cutaway buses for use in fixed route, paratransit and on-demand operating environments.

2. CONFORMITY

The product furnished is of first class quality and the workmanship is the best obtainable in various trades. The design of the body, chassis, and equipment the contractor proposes to furnish is of the latest design and model so as to produce a vehicle of substantial and durable construction in all respects.

3. CHASSIS SPECIFICATION

3.1 MANUFACTURER Ford

3.2 STANDARD CHASSIS EQUIPMENT

- Ford Cutaway chassis – T-350 HD DRW
- Ford “Shuttle Bus Prep Package”
 - Chrome-Trimmed Halogen Headlamps with Autolamp
 - Front Fog Lamps
 - Three Bar Grille with Chrome Surround
 - 16” Heavy-Duty Silver Steel Wheel with Exposed Lug Nuts
 - Front License Plate Bracket
 - Dual AGM Batteries
 - Aux Fuse Panel with High Spec Interface Connector
 - AM/FM Stereo, Bluetooth, Dual USB Ports, Sync 3 and 4” Multi-Function Display
- Front Independent MacPherson-Strut and Rear Leaf Spring Single Stage
- 10-speed Electronic Automatic Transmission with Automatic OD
- Auxiliary Transmission Oil Cooler
- Tilt Steering Wheel
- Power Steering
- Driver’s Sun Visor
- Instrumentation, Engine Oil Pressure Gauge, Electronic Speedometer
- Dual Rear Wheels
- LT205/75R16C BSW A/S front and rear tires
- Front and Rear 16.0” x 6.00” painted silver steel wheels
- 4-Wheel ABS Hydraulic Disc Brakes with Hydro-Boost
- 25 Gallon Fuel Tank
- Alternator: 250 Amps
- Dual Batteries: Two (2) 760 CCA (1520 CCA Total) mounted under driver seat
- Glove Box
- Storage Bins in Driver’s Door
- 50 State Emissions Package

3.3 GVWR 11,000 LBS

3.4 AXLES & SUSPENSION

The front suspension consists of coil-type springs. The axle has a maximum load rating of 4,630 lbs. The rear suspension consists of two-stage, multi leaf-type springs. The rear axle has a maximum load rating of 7,275 lbs., 3.73 Limited-Slip Rear End Ratio. Rubber axle stops will be provided between the axle and the frame on each side of both axles to prevent axle and/or frame damage in severe bounce conditions.

3.5 SHOCK ABSORBERS

Heavy duty gas pressurized shock absorbers are provided by the chassis manufacturer.

3.6 ENGINE

A front mounted OEM 3.5L (445) EcoBoost, V-6. Peak horsepower is 310 @ 5000 RPM and peak torque is 400 lbs/ft @ 2,500 RPM. The engine is certified to all applicable Federal EPA and State of California (CARB) emissions standards at time of manufacture.

3.7 EXHAUST SYSTEM

The OEM exhaust system includes stainless steel exhaust pipes and muffler properly installed with heat shields and baffles. The rear exhaust and tip are aluminized steel. The tailpipe is designed as to direct exhaust toward the rear of the bus.

3.8 FUEL TANK

The fuel tank capacity from the chassis manufacturer is 25 gallons. The fuel tank must be installed by the chassis manufacturer; fully compliant with California Air Resources Board (CARB) standards and must not be modified in any way. No fuel sender access will be provided through the floor when 3PT seats are installed.

3.9 TIRES & WHEELS

Six identical steel belted radial tires designed for primary use on "highways" are provided with each bus. The tires are rated to meet or exceed the GVWR of the chassis and are designed for use on the OEM steel wheels provided with each bus. All tires must be "dual-planed or dynamically" balanced and inflated for rated GVWR rating prior to performing any road test. Tire size is LT205/75R16C radial.

Six matching OEM steel wheels with a rated capacity that meets or exceeds the GVWR of the chassis are provided with each vehicle. The wheels are painted silver.

3.10 TRANSMISSION

The transmission is a torque shift ten (10) speed automatic. The gear shift selector incorporates a "Park" position and a "manual shift" feature. A heavy duty auxiliary "air to transmission fluid" cooler is provided and installed by the chassis manufacturer.

3.11 DRIVE SHAFT, STEERING, BRAKES

DRIVE SHAFT: The drive shaft(s) are the largest available and a minimum of 3" in diameter. The drive shaft is easily removed from the bus without the disassembly of the universal joints. Universal joints are equipped with lube fittings. Two (2) drive shaft guards are installed standard, to prevent contact with the undercarriage of the bus and the ground in the case of drive shaft universal joint failure.

STEERING: Each bus is equipped with power-assisted steering installed by the chassis manufacturer. The steering column has a tilt feature.

BRAKING: The braking system provided complies with FMVSS 105 and 106. It is a "dual" or "split" hydraulic braking system featuring; hydro-boost assisted, anti-lock braking (ABS) and disc-type brakes at both the front and rear axles. All brake friction material is "asbestos-free". A rear brake integrated caliper, hand-operated. The parking brake system is hand operated and a warning light located on the dashboard will illuminate when the parking brake is applied. The parking brake friction material is "asbestos-free".

3.12 DRIVER'S CONTROLS AND INSTRUMENTATION

The driver's area consists of an ergonomically designed molded dash console and molded driver's console complete with controls and instrumentation. All system control switches are ISO labeled and illuminated.

3.13 WINDSHIELD WIPERS AND WASHERS

OEM two (2)-speed, intermittent electric wipers are provided with variable speed control to allow timed intermittent windshield wiping. Arms are of single type, 30" long. Blades are 20" long and park at the lower edge of the windshield.

The washer is powered by an electric pump with 3-quart washer reservoir and supply nozzles located on the lower windshield cowl.

4. **ELECTRICAL**

4.1 ELECTRICAL SYSTEM

The electrical system is designed to provide and distribute 12-volt DC power to all electrical components in the bus. All add-on components must be "Plug and Play" to the wiring harness. All Primary connector circuit labels must be "hot-stamped" into the connector housing.

4.2 WIRING AND HARNESSSES

All general purpose wiring is cross-linked polyolefin insulated, colored, numbered, and function coded every 6" for positive identification, and meets the requirements of SAE J1127 & J1128, types GXL and SGX. Precautions are taken to avoid damage from heat, water, solvents, or chafing by proper routing, clamping, and the use of grommets or suitable elastomeric cushion materials. Harnesses are designed to resist abrasion by the use of Packard Electric flex-guard plastic loom. Harnesses are sectional terminating at insulated multi-pin quick disconnects or junction blocks.

All exterior electrical connectors are coated with di-electric spray to protect them from moisture and corrosion. Primary distribution must contain (2) spare battery fuses and (2) spare ignition fuses to be used for add-on items rated at a max of 30 Amps. All relays must be removable. All connections to the distribution center must be Plug and Play connectors. All connectors on the distribution center must be clearly marked with circuit number and color-coded to ensure proper installation.

4.3 ELECTRICAL JUNCTION PANEL

Electrical panels installed by the body builders are located for easy access. Circuit breaker circuit protection is standard but spade type fuses may be used when expressly required by the component manufacturer. All components placed on the front of the electrical panel for ease of service. A heavy-duty power distribution panel is provided and equipped with heavy-duty 12-volt DC relays. All fuse and relay identification are incorporated within the electrical panel. The power distribution post must be directly tied to the distribution center for minimum heat build-up. All fuses must contain a flashing red LED light to indicate when a fuse is non-functional. Relays must contain a green LED light to indicate when the relay output is "active". The system must have a yellow LED light for relay "energized" operation.

4.4 DRIVER SWITCH PANEL

The driver switch panel is located to the right of the OEM instrument cluster, integrated into the OEM dash for driver convenience, maximization of visibility and knee room. All panel switches and function lights must use the same cut-out within the panel to allow for changes in location. The OEM cigarette lighter/power distribution plug must remain available to the driver. All driver switch ISO labels must be located on the switch itself and include an amber LED backlight. Amber function LED lights must be present on switches that operate devices that cannot readily be identified by the driver as being powered. All add-on A/C systems will use an additive rear A/C switch. Switches must use universal symbols instead of text.

4.5 ELECTRICAL CHARGING SYSTEM

The vehicle charging system is equipped with one alternator of 12-volt potential having the largest charging capacity available from the chassis manufacturer. The alternator is of the chassis manufacturer's design and installation.

4.6 BATTERIES

Batteries are dual, maintenance free 12-volt DC type with minimum of 1520 cold cranking amps (CCA). The batteries are mounted per specifications. The positive and ground battery cables are properly sized per SAE standards and continuous run without any splices.

5. **VEHICLE DESCRIPTION**

5.1 GENERAL DESCRIPTION

The vehicle is a "cutaway type" bus utilizing the most current model year FORD T-350 HD DRW cutaway chassis based on seating capacity and designed and constructed to ensure a minimum service life of at least 5 years/150,000 miles in daily or revenue service.

The bus, in all respects, is equipped to operate legally on State highways, night and day, and, in all respects, conforms to State and Federal regulations pertaining to the equipment herein described.

Pedestrian Safety – Exterior protrusions greater than .50 inches and within 80 inches of the ground will have a radius no less than the amount of the protrusion. The left side rear-view mirror, right side rear-view mirror, required running lights and reflectors are exempt from the protrusion requirement. Grills, doors, bumpers and other features on the sides and rear of the buses are designed to minimize the ability of unauthorized riders to secure footholds, and handholds.

5.2 OVERALL PERFORMANCE

The bus will achieve normal operation in ambient temperature ranges of -10° F to 110° F, at relative humidity between 5% and 100%, and at altitudes up to 3,000 feet above sea level. Speed, gradeability, and acceleration performance requirements per SAE J1995 will be met.

No electrical and electronic subsystem or component will generate, or be affected by, electromagnetic interference or radio frequency interference (EMI/RFI) that can disturb the performance of electrical/electronic equipment as defined in SAE J1113. The bus-generated noise level conforms to SAE Standard J366. Each bus conforms to the air pollution control standards of the U.S. Environmental Protection Agency (EPA) and all applicable state and local regulations at time of manufacturing.

6. **BUS BODY**

6.1 BODY FRAME STRUCTURE

Body mount channel bolted directly to frame rails will mount the welded steel cage structure to the cab chassis. All structural fabrication shall consist of 1010/1020 low carbon cold rolled steel.

The substructure shall consist of 3" x 2" x 14-gauge, 1" x 3 ¼" x 16-gauge and 1 ¼" x 4 ¼" x 11-gauge angle, 12-gauge "seat track" welded into a ladder type structure and bolted to the OEM chassis frame on rubber grommets.

6.2 BODY DESIGN

The buses shall have a clean, smooth, sleek design, correctly proportioned and properly balanced. The exterior and body features, including chassis and body grills and louvers, shall be shaped to allow complete and easy cleaning by automatic bus washers without snagging washer brushes. Water and dirt will not be retained in or on any body feature to freeze or bleed out onto the buses after leaving the washer.

- a. Body, windows and doors are sealed to prevent leaking of water, air or dust in routine service, or of cleaning liquids in automatic bus washers, for the life of the bus under normal use (normal wear and tear excluded). Accumulation of spray and splash on any window of the bus, generated by the bus wheels on a wet road, shall be minimized.

A drip rail with water deflector will be placed directly above the passenger windows and entry/lift door starting at the leading edge of the windows and ending at the rear molding.

- b. Each bus is tested with a Simulated Altoona Test Track and corrected as appropriate. The vehicle will traverse this track which shall consist of (6) durability element profiles as follows:
- Staggered bumps
 - Chatter bumps
 - Railroad crossing
 - Frame twist
 - 1" random chuck holes
 - 4" random chuck holes
- c. After successful completion of the simulated Altoona Test Track, each bus is water-leak tested for minimum of 10 minutes in a water-spray booth specifically designed for such tests. Any leaks detected during the test are to be repaired immediately and extreme leaks require a second water-leak test to assure repairs were effective. Extreme leaks are defined as any leak that creates a stream of water that rapidly pools on the interior of the bus. During leak testing, particular attention is to be paid to windows, doors and seams. Leaks at the entry or wheelchair-lift doors or at window locations that egress back to the outside of the buses shall not be regarded as defects and will not require repair.

6.3 BODY MATERIALS

Exterior body materials shall be a high gloss, color impregnated white, fiberglass, reinforced polyester with a nominal thickness of 3mm.

Detailing shall be kept simple without exposed fasteners. Add-on devices and trim shall be minimized and, where necessary, integrated into the basic design.

6.4 FINISH AND COLOR

All exterior surfaces are smooth and free as possible of visible fasteners, wrinkles and dents. Since a commercial bus appearance is desired, an exposed, riveted-type body construction will not be accepted. Both exterior and interior surfaces to be painted are properly cleaned and primed, as appropriate, for the paint being used. This cleaning process will be done prior to the application of the paint to assure a proper bond between the base surface and successive coats of original paints.

All exterior finished surfaces shall be impervious to diesel fuel, gasoline and commercial applications of commonly used graffiti removing chemicals.

6.5 BODY PANEL ASSEMBLY

Body assembly shall meet or exceed FMVSS 220 requirements.

Panel Construction

- Exterior surface shall be a minimum 3mm thickness of non-corrosive low-density laminate panel with gelcoat except the roof. The roof surface is CosmoLite – a thermoplastic substrate comprised of polypropylene resin reinforced with continuous bi-directional glass fibers.
- The roof shall be backed by SymaLITE which is moisture and mold resistant, impact resistant, meets FMVSS 302 flammability criteria, absorbs noise, insulates and provides weight savings.
- Wall structure shall include a 1" x 3" wide longitudinal section of 16-gauge minimum tubular steel extending from the forward body seam to the rearward body seam to provide an additional attachment point for the integrally welded sidewall seat rail. Also include a minimum of (6) 1" x 1 ½" x 16 gauge tubular steel from the floor to just below window line.
- Rear wall structure shall include a minimum of 4 vertical tubes 1" x 1 ½" x 16 gauge and a minimum of 3 horizontal 1" x 3" x 16-gauge minimum tubular steel.
- Roof structure shall include a minimum of (9) 1 ½" x 1 ½" x 14 gauge tubular steel roof bows, (2) rows of 1" x 3 ½" x 16 gauge c-channel extending from the forward body seam to the rearward body seam and shall provide additional structural integrity and a secure attachment surface for ceiling panels, handrails and stanchion fixtures.

6.6 INSULATION

Sidewalls and rear wall shall be insulated with expanded polystyrene (EPS), commodity grade with a thickness of 1". The roof shall be insulated with EPS with a thickness of 1½". The insulation shall provide an R-6 thermo-barrier, and sound absorption. Insulation shall meet or exceed all Federal requirements in FMVSS 302.

6.7 UNDERCOATING

The underside of the body including floor members, side panels below floor level (if metal), fender wells is undercoated, at the time of manufacture, with nonflammable 76M Waterborn excluding any component within 12" of the exhaust, or on any part of the exhaust or related heat shields, fuel tank, fuel filler and vent tube, drive shaft or shock absorbers.

The subfloor understructure is completely undercoated by hand brushing to a dry film thickness of 10 – 12 mils and sealed from moisture penetration prior to being installed on steel frame understructure.

6.8 BUMPERS

Front bumper shall be chassis OEM, body contoured, reinforced with wrap-around ends. Front bumper shall be black formed plastic ground effects trim. Rear bumper shall be stainless steel 2" x 7", 12-gauge wrap around channel. Rear bumpers shall be attached to the chassis frame with ½" diameter grade-5 bolts.

6.9 WHEEL HOUSINGS

Wheel housings shall be constructed of 14-gauge steel. Housings shall be welded to the floor structure and properly sealed and undercoated.

6.10 SKIRTS, FENDERS, AND MUD FLAPS

Skirts are constructed of .040" aluminum with a rolled lower flange and have replaceable contoured TPO wheel well fenders. Mud flaps shall be made of 3/16" thick rubber composite and installed behind the rear tires only.

7. **EXTERIOR**

7.1 MIRRORS

Each bus shall be equipped with a manual adjustable 9.5" x 7" rectangular mirror with a 4" x 7" convex adjustable diminishing mirror mounted below. Mirror head and rigid adjustable support shall be powder coated finish.

7.2 LIGHTING

All exterior lighting meets or exceeds all state regulations and FMVSS 108 requirements. LED type exterior lighting is provided. The use of butyl tape is prohibited. All lights utilize a foam or gasket material for sealing.

HEADLAMPS

OEM headlamps are dual sealed beam automotive type with tilt-ray features controlled by a lever operated dimmer switch mounted on the steering column.

STOP, TAIL, DIRECTIONAL, CLEARANCE, IDENTIFICATION & BACK-UP LIGHTS

Stop lights are red combination 4" round lens, vertically mounted on the rear crown corners. Back-up lights are grouped with and below the stop lights. Turn lights are in the same group, above the stop lights, and are amber color. Front directional lights are body corner contoured and mounted horizontally with one (1) on each side. Identification and clearance lights are circular and roof mounted consisting of five (5) amber at the front and seven (7) red lights at the rear. Front side marker lights are amber and incorporated with the parking lights. The rear side marker lights are red lights.

FRONT AND SIDE REFLECTORS AND DIRECTIONAL LIGHTING

Front and side reflectors are incorporated with the parking lights. Rear, side reflectors and rear reflectors are mounted on the rear corners above the bumper.

Front directional lights are incorporated with the parking lights. Rear directional lights are amber in color and grouped with the stop and back-up lights.

7.3 DECALS

The following decals shall be provided on the exterior of the vehicle:

- "Advance" Name
- "Unleaded Fuel Only"
- ElDorado

8. INTERIOR

8.1 ENTRANCE STEPWELL

Steps shall be formed and weld fabricated using minimum 14-gauge, stainless steel, powder coated bright white using the five (5) step Interpon PZ770 process in a two-step design. The step assembly shall be undercoated.

Standard entry steps shall provide the following maximum dimensions:

- Ground to first – 10.25"
- Step risers – 8.5"
- Step tread depth – 10"

Steps shall be covered with 2.25mm thick rubber flooring on all risers, treads and sides with contrasting nosing that is properly sealed.

Stepwell lights shall be suitably mounted so that the entire Stepwell and a portion of the ground area outside the bus are sufficiently illuminated. The step lights extinguish when the front door is closed.

8.2 BUS SUB FLOOR

The floor structure shall be computer load tested to withstand 40,000 pounds with less than 1/16" of deflection at the perimeter.

Subfloor shall be B/C exterior grade 5/8", 5-ply, yellow pine plywood with a solid cross band that is CNC cut, edge sealed, and fastened with #10 counter sunk Tek screws installed approximately every 12" throughout the entire floor structure.

Flooring understructure and edges are completely undercoated by hand brushing with 76M Waterborn and sealed from moisture penetration prior to being installed on steel frame understructure.

8.3 FLOOR COVERING

Gray transit grade rubber flooring provided. The flooring thickness is 2.25 mm and provides excellent resistance to cold & heat, scarring & denting and tearing.

The driver's area is covered with sound deadening, non-skid black floor mat that meets the interior noise requirements of these Technical Specifications.

8.4 INTERIOR PANELS

The wall and ceiling panels will be made of 3mm polypropylene with fiberglass fibers covered with an FRP sheet, resistant to vandalism and easy to clean.

Smooth White FRP sidewall panels shall be installed from the seat rail to the ceiling body liner.

The front cab area will be constructed of shop-panel front driver area covered with fabric.

The panel shall allow accessibility for wiring harness connections, and optional driver storage, or front destination sign, easy-to-maintain entryway ceiling

An entry door header panel shall be made of ABS to fit the roof contour and shall be removable.

8.5 WINDOWS

All windows meet all State and Federal Safety regulations. The windshield is AS-1, the driver's side window shall be AS-2, and the passenger windows shall be AS-3 in quality.

The OEM windshield shall be front body cab contoured single piece .25" thick tinted, laminated safety float glass.

The driver's roadside window shall be standard OEM roll-up vertical glass design glazed with tinted .125" thick, tempered safety glass. A traffic view cowl window forward of entry door shall also be provided.

Each driver curbside window is one-piece, minimum AS-2 rated safety glass. Divider or reinforcing mullions are not acceptable. Glazing is .25" thick and provides a minimum of 809 sq. inches of viewing. Window shall be frameless and installed with Sikaflex 221 adhesive to minimize leakage. A minimum 1" black fritting is applied to the interior perimeter of the window glass to provide additional glare reduction and to protect the adhesive from UV rays.

Door windows are fully encapsulated. Windows are glazed with .125" thick, tinted, tempered safety glass that meets or exceeds FMVSS 217 requirements. Full-length windows are provided in each passenger door panel and in the upper portion of the lift door panels in line with the passenger side windows.

Passenger windows shall be:

- 41" tall x 29" wide Solid Pane, non-ventilating type as required by the floor plan design.
- Unless otherwise required, two (2) egress windows, one (1) per side and one (1) 22" x 48" rear egress window will be provided.
- Glazing will be 3mm Graylitell with 24% light transmission. Window framing will be black anodized aluminum with interior clamp ring attachment design.
- Windows are located in the sidewall to provide a minimum upper viewing height of 69" measured from the standard floor or 64" measured from the elevated (raised) floor.
- The window seal is .375" thick and .625" wide.
- All passenger windows meet or exceed FMVSS 217 requirements for manufacturing and egress.

8.6 PASSENGER ENTRY

The entry door frame shall be constructed of a minimum 14-gauge, stainless steel and located opposite of driver. This structure is powder coated using the five (5) step Interpon PZ770 process, in bright white to match vehicle exterior base color. The 30" passenger door shall provide a 26" x 79.50" clear opening.

The door includes a two (2) panel design. Vertical door shafts are an integral part of the door panels. The top portion of the shaft is designed to prevent the door panels from rotating out of alignment. Shafts pivot on a top mounted, bronze thrust bushing and a lower stud-mounted alignment pivot, accommodated with a glass filled molded bearing.

Perimeter door edges are sealed with neoprene bulb seals. The center of the door assembly is equipped with overlapping neoprene 2" leading edge seals. Seals overlap front to rear to provide an air and watershed.

The door panels are electrically operated by the driver by actuation of a switch located to the right of the driver.

8.7 SEATING

All seating for this vehicle, including the driver's seat, is specified by the customer, and based upon the floor plan and needs. All seating installed in this vehicle meets or exceeds FMVSS 207 requirements for strength and safety; and when applicable meets or exceeds FMVSS 209, 210. All passenger seats will be supplied customer chosen seat belts.

All seats are floor and side wall track mounted for ease of seat removal. Where exposed, the track is covered with a vinyl track plug strip. The seat-tracking system will be incorporated into the bus to provide secure seat anchorage, to improve the floor-to-body securement, and to provide additional side crash barrier around the perimeter of the body structure.

8.8 COURTESY LIGHTS-LED

Interior courtesy lights are located in the ceiling cove as LED light fixtures and mounted as a total of 3 fixtures to provide passenger compartment lighting. A single driver's light and one over entry door is provided with a separate control.

8.9 INTERIOR MIRRORS

Each bus is equipped with a fully adjustable OEM rear view mirror mounted in easy reach for driver's viewing of the passenger compartment.

8.10 PASSENGER ASSISTS

Front stanchions are provided on each side of the aisle at passenger entry: one (1) to rear of step well and one (1) behind driver's seat are 1 1/4" diameter, 11-gauge stainless steel tubing with brushed finish. Left entry assist handrail provided rear of the step well. All passenger assists meet all applicable ADA requirements. Vehicles over 22' must have one (1) overhead handrail.

8.11 MODESTY PANELS

A curbside modesty panel assembly is installed behind the entry door step well. The modesty panel is 1/4" gray Starboard.

8.12 DECALS

The following decals are provided in the interior of the vehicle:

- No Standing
- Watch Your Step

- Keep Head, Hands, Feet Inside Vehicle with Symbol
- ENC Certification
- Warranty Repair
- Stand Clear
- Emergency Window Exit
- Vehicle Modification

9. CLIMATE CONTROL

9.1 DRIVER'S HVAC

Driver's area are heated and cooled by a chassis OEM forced air heater/defroster and air conditioning system. The heater and defroster provide 30,000 BTU. The driver's air conditioning provides 15,000 BTU/HR. Both heat and cool is controlled by electric over vacuum dash mounted controls. The system has 4-speed fans with fresh air mode. Windshield airflow is through molded dash air ducts providing constant and even air diffusion.

9.2 PASSENGER COMPARTMENT HVAC

The passenger compartment is heated and cooled by separate, optional systems as selected. Refrigerant type is R134A.

10. QUALITY AND CERTIFICATIONS

10.1 MANUFACTURER'S QUALITY STANDARDS

EIDorado has a "Fully Meets" rating under Ford's QVM quality program.

10.2 ISO

EIDorado builds our units in a facility that has a proven third-party certified quality control system in place and is ISO 9001:2008 certified.

10.3 ALTOONA TESTING

EIDorado has tested all of its models under the Surface Transportation and Uniform Relocation Assistance Act (STURRA). Test results are available upon request. In addition, every vehicle is tested with a simulated Altoona Test Track using the same criterion as the durability track at the FTA testing facility.

10.4 FMVSS CERTIFICATION

EIDorado certifies to meet or exceed all applicable provisions of the Federal Motor Vehicle Safety Standards (FMVSS). A complete list is available upon request.

10.5 OTHER

All parts of this vehicle conform as applicable to provisions of the Code of Regulations and the Americans with Disabilities Act (ADA).

Each vehicle is water-leak tested for a minimum of ten (10) minutes in a water-spray booth specifically designed for such tests.

11. DIMENSIONS

	200	220
Length, overall bumpers	21' 10"	23' 6"
Width, overall body (maximum)	88"	88"
Height, overall (@ GVWR) Approximately (excluding roof vents)	114"	114"
Wheelbase	156"	156"
Overhang, front	41"	41"
Overhang, rear	63"	83"
Width, front tires overall	78"	78"
Width, rear tires overall (T-350)	83"	83"
Height, floor (@ GVWR) (maximum)	28"	28"
Height, first step (@GVWR) (maximum)	10.25"	10.25"
Height, Interior (minimum) *5" lower for raised floor units	79"	79" *
Width, Interior @ seat cushion level	85"	85"
Width, aisle	Variable	Variable
Width, std 30" electric door (clear) w/LH assist / w/LH & RH assist	25.50"/24"	25.50"/24"
Height, door (clear)	79.5"	79.5"
GVWR (maximum)	11,000 lbs.	11,000 lbs.
GAWR, front	4,360 lbs.	4,360 lbs.
GAWR, rear	7,275 lbs.	7,275 lbs.
Turning radius (outside body corner)	25' 1"	25' 1"
Approach angle	20°	20°
Breakover angle	10°	10°
Departure angle	16°	16°

PURE ASPHALT COMPANY

3455 W. 31ST Place
TELEPHONE 773-247-7030 TELEFAX 773-247-7066
CHICAGO, IL 60623

Product Data Analysis

Properties

Flash	76M
VOC	Not Applicable (water)
Dry Film Thickness	Zero
Wt/Gal	8-10
Solids/wt	9.3
Theoretical Coverage	52%
Time dry to touch	86.6sq ft/gallon
Full Cure time	30-45 minutes
	16-24 hours

Corrosion Testing

ASTM B-117 (5% salt spray)	1200 hours at 10 mils dft
ASTM D-1748 (100% humidity)	1200 hours at 10 mils dft
Weathering Hours (Fed Std 141)	300 hours at 10 mils dft
SAE J-2334 (Magnesium Chloride)	40 cycles pass
Fed Spec TTC-520-B (Fed Bus Spec)	Pass
FMVSS 302 (Fed Burn Spec)	Pass

The coating provides a film that is abrasion resistant, and provides sound deadening.



UNDERCOATING & CORROSION RESISTANCE PROCEDURE

The corrosion resistance process used by ElDorado begins with an application of Zinc Phosphate to a nominal 1.5–2.0 mil thickness. Zinc Phosphate is sprayed on the door post, step well, and the flange forward of the step well at the floor. The entire sub-frame is thoroughly sprayed protecting vent hoses and the fuel fill from overspray.

The undercoating process begins with a complete, hand-rolled and brushed application to a dry film thickness of 8-10 mils of a nonflammable water-based 76M Waterborn over 100% of the floor decking material, including edge sealing, prior to installation. This ensures the most critical areas, where it interfaces with the steel floor structure, are completely sealed and impervious to moisture penetration. The process also coats side panels below floor level (if metal), and fender wells.

Any component within 12" of the exhaust, or any part of the exhaust or related heat shields, fuel tank, fuel filler and vent tube, drive shaft or shock absorbers shall be excluded from undercoating. All added underbody steel on floor structure, frame stretch, drive line loops, etc will be sprayed with Zinc Phosphate.

After the body is installed, a second undercoating application is done to the entire floor structure to provide additional corrosion protection for all exposed steel. Note: care is taken to avoid the exhaust system and all other heat sources to avoid any potential fire hazard.

This two stage undercoating process is exclusive to ElDorado and when combined with the application of zinc phosphate provides superior undercarriage corrosion protection.

AL700 TITAN SERIES SYSTEMS

With its distinctive blue webbing and highly-visible, yellow “locked” indicator tag, the AL700 Titan Retractor Series lets operators know when the retractor is in locked mode. This auto-tension, auto-lock wheelchair securement system allows operators to quickly secure a wheelchair in seconds — with only one hand. The Titan Retractor System has a low-profile bracket and a sleeker, cleaner retractor case with a stud fitting to attach the occupant restraint system.



ACCESSORIES

AL701061

Series L Connector Assembly Kit

This kit converts AL700 Titan Series and FF600 Series wheelchair tie-down retractor assemblies to a Series L Track application.



AL701052 - 14

Series A Connector Assembly Kit

This kit converts AL700 Titan Series and FF600 Series wheelchair tie-down retractor assemblies to a Series A Track application.



Q8-7580SL

SNC Cleat Connector Assembly Kit

This kit converts AL700 Titan Series and FF600 Series wheelchair tie-down retractor assemblies to a SNC Cleat fitting application.



STANDARDS COMPLIANCE

AL700 Titan Series Systems when properly used with a complete Sure-Lok System, comprised of wheelchair tie-down, a complete occupant restraint system (including lap and shoulder belt), track and anchorages are designed to meet the following requirements where applicable:

- 30mph/20g Impact Test Criteria per SAE J2249
- 30mph/20g Impact Test Criteria per National Standards for School Buses
- 30mph/20g Impact Test Criteria per Canadian Z605 Standard
- 30mph/20g Impact Test Criteria per ISO 10542 Standard
- 49 CFR Part 38 Americans with Disabilities Act (ADA)
- 49 CFR Part 571.222 (FMVSS 222) School Bus Passenger Seating and Crash Protection
- FMVSS 302 Flammability Test
- Certificates of Conformance available upon request.



WARNING

Always secure the occupant in the vehicle with a complete Sure-Lok Occupant Restraint System, consisting of lap and shoulder belts. Secure the wheelchair in the vehicle with a Sure-Lok Wheelchair Tie-Down System.

1. The AL700 Titan Series retractors have distinctive blue webbing and a highly-visible, yellow “locked” indicator tag, letting operators know when the retractor is in locked mode.
2. S-hook configuration makes it easy for operators to quickly secure a wheelchair in seconds — with only one hand — and keeps webbing flat and untwisted when properly attached to the wheelchair.
3. The low-profile bracket on the AL700 Titan Series retractor is close to the ground and the chrome-plated case provides a cleaner, sleeker appearance.
4. Titan’s low-profile design minimizes interference with most wheelchairs. With the auto-tensioning feature, webbing automatically retracts into the housing and stays off the floor — keeping it cleaner and longer lasting.
5. The stud fitting, located at the top of the retractor case, provides an easy attachment point for integrated occupant restraint systems.

AL700 TITAN SERIES SYSTEMS


Determine which Titan Retractor System is right for you. Select the Floor Anchor type you have or want installed. Then just order the corresponding kit part number. It's that easy. Retractor assembly part numbers are listed in the chart below and retractor kit part numbers are in the charts on the opposite page. For more information on occupant restraints, refer to pages 20-25.



EXAMPLE OF KIT AL712S-4C

AL700907S

AL700855S









L TRACK	A TRACK	SNC	
AL700855S	AL700857S	AL700944S-SNC	RIGHT HAND RETRACTOR S-HOOK (pictured)
AL700907S	AL700925S	AL700945S-SNC	LEFT HAND RETRACTOR S-HOOK
			



**SNC
FLOOR ANCHOR
Q8-7580-A**

TITAN RETRACTOR KITS WITH OCCUPANT RESTRAINTS

FLOOR ANCHOR TYPE	ATTACHMENT STYLE	KIT PN	PN IN KIT	QTY	OCCUPANT RESTRAINT
L TRACK 	S-HOOK	AL712S-4C	AL700855S AL700907S AL700727HA	2 2 1	 AL700727HA
A TRACK 	S-HOOK	AL715S-4C	AL700857S AL700925S AL700727HA	2 2 1	
SNC 	S-HOOK	AL760S-4C-SNC	AL700944S-SNC AL700945S-SNC AL700727HA Q8-7580-A	2 2 1 4	
L TRACK 	S-HOOK	AL712S-4C-7	AL700855S AL700907S AL700868-4	2 2 1	 AL700868-4

TITAN RETRACTOR KITS WITHOUT OCCUPANT RESTRAINTS

FLOOR ANCHOR TYPE	ATTACHMENT STYLE	KIT PN	PN IN KIT	QTY	OCCUPANT RESTRAINT
L TRACK	S-HOOK	AL727S-4C	AL700855S AL700907S	2 2	<p>For available Occupant Restraints, refer to pages 20-25.</p> <p>WARNING</p> <p>Always secure the occupant in the vehicle with a complete Sure-Lok Occupant Restraint System, consisting of lap and shoulder belts. Secure the wheelchair in the vehicle with a Sure-Lok Wheelchair Tie-Down System.</p>
A TRACK	S-HOOK	AL728S-4C	AL700857S AL700925S	2 2	
SNC	S-HOOK	AL761S-4C-SNC	AL700944S-SNC AL700945S-SNC Q8-7580-A	2 2 4	

Vulcan™ Series V12 HD/IP Mobile DVR

12-CHANNEL DVR

DIMENSIONS

- Height: 3.5 inches
- Width: 8.7 inches
- Depth: 11.6 inches
- Weight: 5.7 pounds

TWELVE (12) A/V INPUTS

- 8 channels D1, WD1, 720P, or up to 1080P
- + 4 channels IP up to 1080P

VIDEO OUTPUTS

- 2 channels

AUDIO OUTPUTS

- 2 channels

CAMERA COMPATIBILITY

- 8 channels D1, WD1, 720P, or up to 1080P (see NTSC)
- 4 channels IP up to 1080P

STORAGE MEDIA

RECORDING MEDIUM

- One (1) 2.5" SATA hard drive and one (1) optional solid-state SD card

CAPACITY

- 1TB (standard) up to 2TB (capable) (optional) 64GB SD card up to 512GB

RECORDING OPTIONS

- SD card slot for redundant recording

INTERFACE

NETWORK DATA CONNECTION

- One RJ45 x 1 (10/100 M/1000M)

EXPANSION

- RS232 x 2, RS485 x 2

GPS INTERFACE

- Built-in, compatible with optional GPS antenna

DRIVER ACTION DETECTION

PANIC BUTTON

- The remote status indicator (panic button) can be connected to show DVR power/record status without using a video monitor
- The driver-operated panic button has the following functions:
 - Solid green LED indicates that the unit has power and is recording
 - Event marker (panic button)

DRIVER ACTION DETECTION WIRES

- 8 signal wires individually programmable to indicate alarm or event



BUILT-IN G-FORCE SENSOR

COMPRESSION FORMAT

- Video: H.264
- Audio: ADPCM, G.711A G.711U

RECORD RESOLUTION

NTSC

- 1080P, 720P, WD1(928X480), WHD1(928X240), WCIF(464X240), D1(704X480), HD1(704X240), CIF(352X240)

PAL

- 1080P, 720P, WD1(928X576), WHD1(928X288), WCIF(464X288), D1(704X576), HD1(704X288), CIF(352X288)

RECORDING OPTIONS

- **Continuous record:** System will record all channels continuously while vehicle is running (factory setting).
- **Alarm record:** System will record when an alarm is triggered.
- **Motion record:** System will record when the cameras detect motion while vehicle is running.
- **Schedule record:** System will boot and record according to user-selectable schedule.

ELECTRICAL & OPERATING REQUIREMENTS

AUTO ON/OFF DETECTION

- ACC detection

DELAY OFF SETTING

- User selectable up to 24 hours

OPERATING VOLTAGE

- 8~36VDC

OPERATING TEMPERATURE

- -14°F (-25°C) ~ +158°F (+70°C);
- 40°F (-40°C) ~ +158°F (+70°C) with heater

POWER CONSUMPTION

- 0W-105.3W

POWER SUPPLY

INPUT RANGE

- DC 8-36V

OUTPUT RANGE

- DC5V/DC12V

OUTPUT CURRENT

- 5V@500mA, 12V@500mA

BUILT-IN POWER PROTECTION

LOW VOLTAGE PROTECTION

- User selectable and programmed at installation

HOUSING/CASING

- Removable, shock-mounted
- Vandal-resistant locking front cover
- Shock-resistant: MIL-STD-810F
- Aluminum
- Optional fan with filter, removable for cleaning

BUILT-IN WI-FI MODULE

OPTIONAL COMPONENTS

VIRTUAL SYNCHRONIZED MAPPING

- External Virtual Synchronized Mapping™ module with North American maps
- Includes GPSV1 antenna
- Embeds GPS tracking information synchronized with recorded video footage

GPS ANTENNA

FIREPROOF BOX BACKUP

CELLULAR MODEM

FEATHER WEIGHT

HIGH-BACK SEAT

Freedman Seating Company's Feather Weight seats are designed to be like feathers on a bird: light and airy to satisfy weight restrictions and ensure a smooth ride, yet durable for years of service and low maintenance.

Freedman Seating Feather Weight seats are the most severely tested in the company's history, and meet all applicable federal motor vehicle safety standards for strength and safety (including 210 for seat belts). Less weight means one thing to bus builders and operators: they can get more passengers per bus. And when we say more passengers, ***we mean more happy passengers.***



Not Just Seats



THE FEATHER WEIGHT SERIES BY

FREEDMAN
SEATING COMPANY

Seating Solutions™

FEATHER WEIGHT

HIGH-BACK SEAT

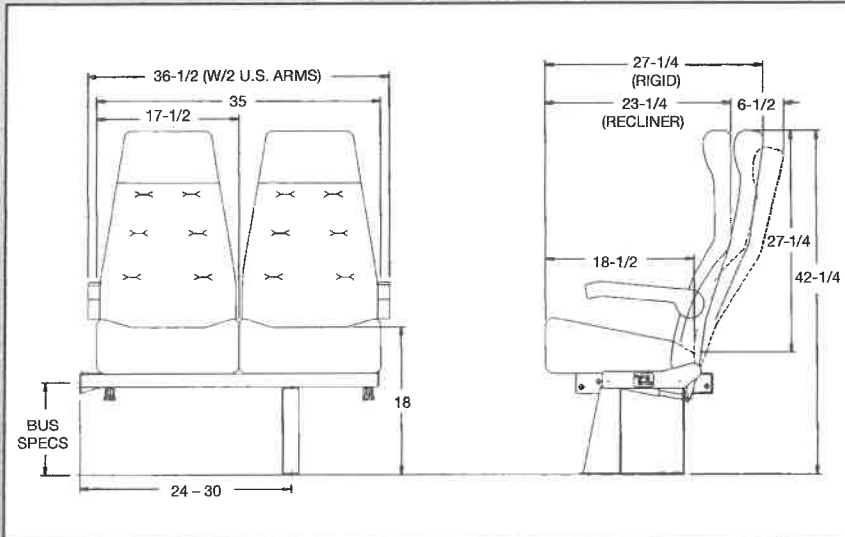
Cross-country or cross-town, the Freedman Feather Weight High-Back gets you there in safety and comfort. The headrest actually cradles your head, and provides unrestricted viewing. The ultra-thin backrest gives out-standing support and creates more hip-to-knee room than any other seat in its class. The steel frame system meets or exceeds all applicable government standards for safety and durability. And, it's light as a feather!

Feather Weight High-Back features include:


- An ultra-thin *Knee-Saver* type backrest for added hip-to-knee room and lumbar support
- Molded polyurethane seat and back cushions for comfort and long lasting support
- 17½" wide seat cushions
- 27¼" back height off the seat cushion, 42¼" off the floor
- Wire mesh-grid seat springs for even support
- FMVSS 210 compliance—all *Feather Weight* seats are seat belt ready
- Covers that can be removed and replaced easily and without the use of special tools

Feather Weight High-Back options include:

- Black molded U.S. Arms or upholstered flip-up armrests
- Mesh map pockets
- Vertical stitching
- FTA foam
- Snack trays
- Aluminum folding footrests
- Pillow seat cushions
- Pillow headrests
- Side grab rail
- U.S.R.—Under Seat Retractors
- 16" or 19" wide seats available
- Rear row quick disconnect
- CRS-225 hooks and tethers
- Side sliders
- Cup holders
- Seat belt loops



OPTIONS



Not Just Seats



THE FEATHER WEIGHT SERIES BY

FREEDMAN
SEATING COMPANY

4545 W. Augusta Blvd., Chicago, IL 60651
(773) 524-2440 (800) 443-4540 Fax: (773) 252-7450
WWW.FREEDMANSEATING.COM
e-mail: sales@freedmanseat.com

We are constantly updating and improving our seats; therefore we reserve the right to change or modify specifications or materials without notice. All Freedman Seating Company seats meet or exceed FMVS standards.

FEATHER WEIGHT

**MID-HI SEAT
"ROCK SOLID"**



Sustainable Seating Solutions

Freedman Seating Company's Feather Weight seats are designed to be like feathers on a bird: light and airy to satisfy weight restrictions and ensure a smooth ride, yet durable for years of service and low maintenance.

Freedman Seating Feather Weight seats are the most severely tested in the company's history, and meet all applicable federal motor vehicle safety standards for strength and safety (including 210 for seat belts).

Less weight means one thing to bus builders and operators: they can get more passengers per bus.

And when we say more passengers, ***we mean more happy passengers.***



Not Just Seats



THE FEATHER WEIGHT SERIES BY

FREEDMAN
SEATING COMPANY

an ISO 9001:2000 certified company

Seating Solutions™

FEATHER WEIGHT

MID-HI SEAT "ROCK SOLID"



Sustainable Seating Solutions

Whether your bus is for tour/charter, para-transit, or shuttle, Feather Weight Mid-Hi works for you. Optional adjustable headrests and reclining back-rests give you luxuries for long journeys, while grab rails and ABS plastic backs provide the function and safety required for shorter trips. The ultra-thin backrest gives outstanding support and creates more hip-to-knee room than any other seat in its class. The steel frame system meets or exceeds all applicable government standards for safety and durability. And, it's light as a feather!

Feather Weight Mid-Hi features include:

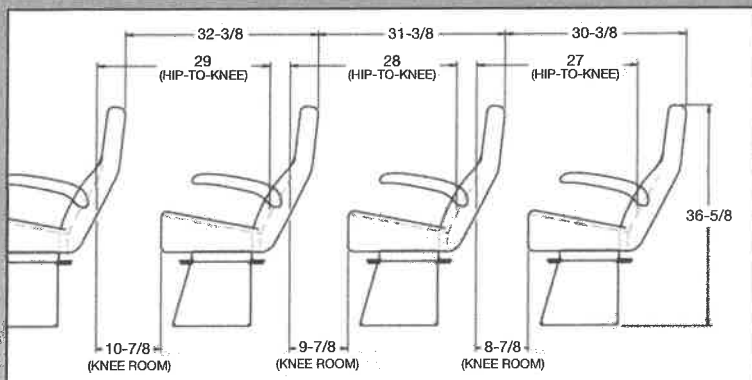
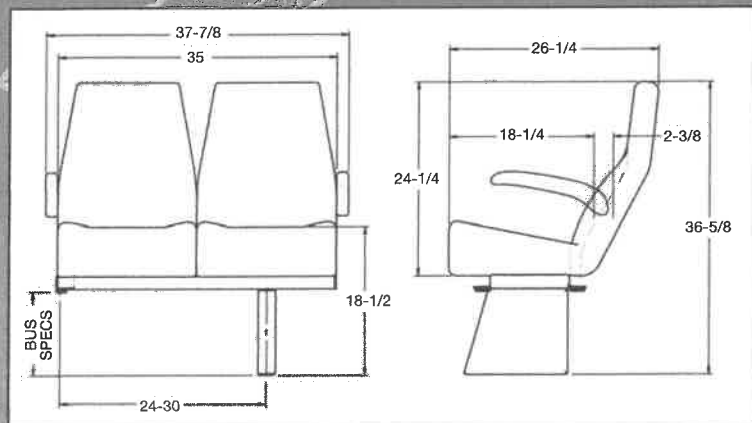
- An ultra-thin *Knee-Saver* type backrest for added hip-to-knee room and lumbar support
- Molded polyurethane seat and back cushions for comfort and long lasting support
- 17½" wide seat cushions
- 22½" back height off the seat cushion, 37" off the floor
- Wire mesh-grid seat springs for even support
- FMVSS 210 compliance—all *Feather Weight* seats are seat belt ready
- Transit style—rigid backrests (starting weight without options—43 lbs.)
- Touring style—reclining backrests (starting weight without options—47 lbs.)
- Covers that can be removed and replaced easily and without the use of special tools

Feather Weight Mid-Hi options include:

- Black molded *U.S. Arms* or upholstered flip-up armrests
- Adjustable headrests
- Black or yellow corner AV grab rails
- Black or yellow top AV grab rails
- ABS plastic backs
- Mesh map pockets
- Vertical stitching
- FTA foam
- Snack trays
- Aluminum folding footrests
- Pillow seat cushions
- Rear row quick disconnect
- Side sliders
- 16", 18" or 19" wide seats available
- Rigid or reclining backrests
- Seat belts
 - Non-retracting seat belts
 - Retracting seat belts
 - USR (Under Seat Retractors)
- S3 Bio-Cushions (Made with vegetable oil)
- A wide variety of cloths and vinyls
- S3 cloths (Made with recycled yarn)

We are constantly updating and improving our seats; therefore we reserve the right to change or modify specifications or materials without notice. All Freedman Seating Company seats meet or exceed FMVS standards.

ISO 9001:2000 registered



OPTIONS

PILLOW SEAT

SNACK TRAY

FOOTREST

Not Just Seats



Seating Solutions™

FREEDMAN

SEATING COMPANY

an ISO 9001:2000 certified company

4545 W. Augusta Blvd., Chicago, IL 60651
(773)524-2440 (800)443-4540 Fax (773)252-7450
e-mail: sales@freedmanseat.com
WWW.FREEDMANSEATING.COM

FEATHER WEIGHT

FOLDAWAY BV & AM STYLES

Freedman Seating gives you the largest selection of Foldaways in the industry. Whether you need space for luggage or wheel chairs, we have the right seat. Easy to install and easier to operate, our Foldaways will provide you with miles and miles of happy riders and drivers. Maybe we should say, "smiles and smiles". Freedman Seating, "Not just seats—seating solutions."



Notch-Back, standard Bench-Back and High-Back are shown.

Not Just Seats



THE FEATHER WEIGHT SERIES BY

FREEDMAN

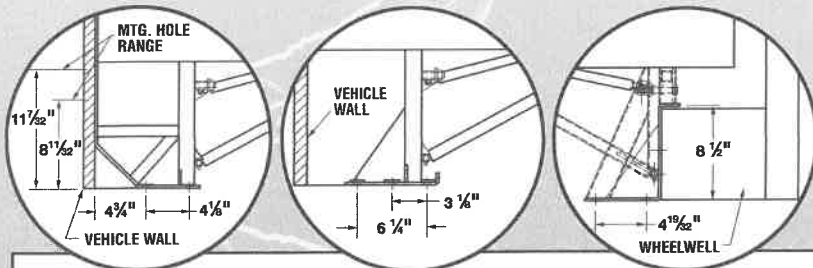
SEATING COMPANY

an ISO 9001:2000 certified company

Seating Solutions™

FEATHER WEIGHT

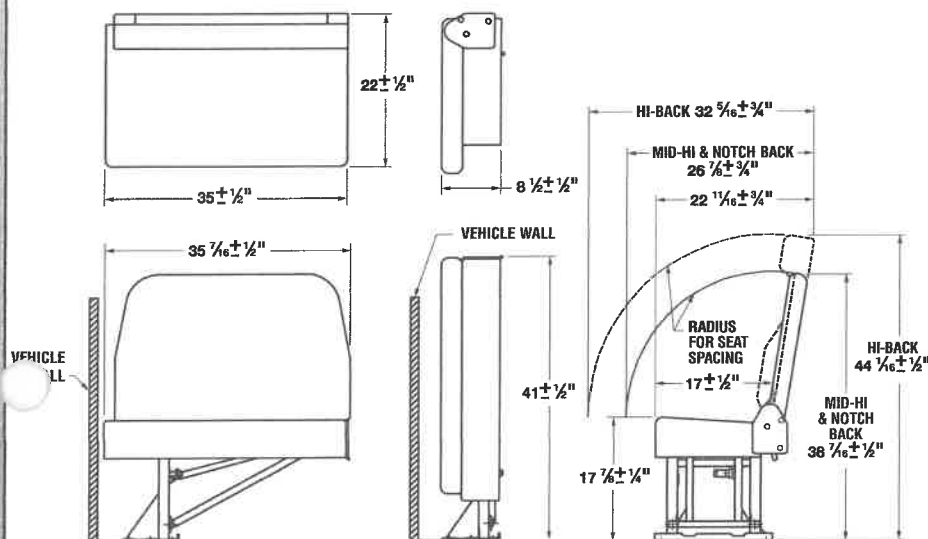
Foldaway BV & AM STYLES



AM2 Floor/Wall Mount

BV Floor Mount


BVWW3 Floor Mount



Corner Grabs

TDSS with belts

TDSS without belts



Belts not included.

Standard Features:

- BV Foldaways mount to the vehicle with four bolts to the floor (no wall mount)
- AM Foldaways mount to the vehicle with four bolts to the floor and two to the wall mount
- Seat belt ready (FMVSS 210 compliant with no leg or tether)
- Ultra-thin backrest for added hip-to-knee room and lumbar support
- High quality molded polyurethane seat and back cushions

- Folds up to less than 10" thick when in the stowed position
- Cantilever design provides reduced installation time; no floor cutting for aisle leg and easy vehicle clean up
- Wire mesh grid seat springs for even support
- 2 locking mechanisms to hold seat in stowed position

Options:

- Single or double seats
- Bench back, notch back or high back
- Wheel well seats
- Wide variety of vinyl's or cloths
- Molded U.S. arms or upholstered arms
- Black or yellow top grabs (not on high backs)
- Black or yellow corner grabs (black side only on high back)
- Vertical stitching
- FTA foam
- ABS backs (Notchback only)
- Adjustable headrests (Single and Notchback only)
- Shrouds to cover the Foldaway when stowed
- USR seat belts (Under Seat Retractors)
- CRS-225 hooks and tethers
- TDSS (Tie Down Storage System)

Not Just Seats



THE FEATHER WEIGHT SERIES BY

FREEDMAN
SEATING COMPANY

an ISO 9001:2000 certified company

4545 W. Augusta Blvd., Chicago, IL 60651
(773) 524-2440 (800) 443-4540 Fax: (773) 252-7450
WWW.FREEDMANSEATING.COM
e-mail: sales@freedmanseat.com

We are constantly updating and improving our seats; therefore we reserve the right to change or modify specifications or materials without notice. All Freedman Seating Company seats meet or exceed FMVS standards.

Seating Solutions™

FREEDMAN

SEATING CAREGIVER

SAFETY FOR ALL PASSENGERS

Standard 3PT seat belts with optional ICS (Integrated Child Seat) and/or CRS (Child Restraint System) for children



ICS Integrated Child Seat
FMVSS compliant

Not Just Seats



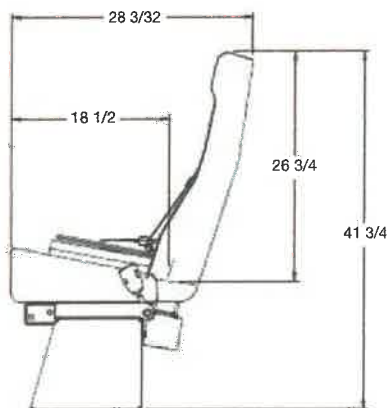
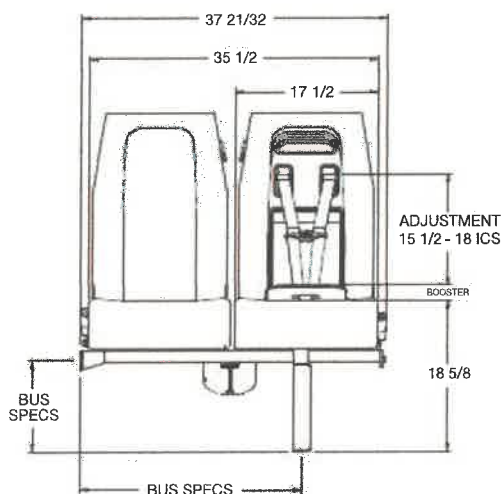
THE FEATHER WEIGHT SERIES BY
FREEDMAN
SEATING COMPANY

Seating Solutions™

FREEDMAN



3PT seat belts



SEATING CAREGIVER

Safety for all passengers. Standard 3PT seat belts with optional ICS (Integrated Child Seat) and/or CRS (Child Restraint System) for children.

The newly upgraded Caregiver seat is designed for a comfortable, safe ride for both children and guardians. 3PT seat belts have been added for adults, while the optional ICS is available for children from 22-78 lbs. A tapered back provides unrestricted viewing for drivers, and best of all, the shoulder belts can be adjusted in seconds without taking the seat apart, avoiding clumsy operations.

Standard Features:

- Accommodates children 22-78 lbs
- Standard 3-point seat belts with FMVSS 207 and 210 seat belt anchorage compliance
- Fits where most 3PT seats were placed
- Use existing GO, GO-ES, or 3PT legs

Options:

- Available in a wide variety of vinyls and cloths
- Upholstered or US Arms
- Adjustable footrests
- Available as a single or double
- Optional Integrated Child Seat (ICS) accommodates children 22-78 lbs with FMVSS 213 Compliance
 - Fold down tongue can be folded to act as a booster seat
 - Easily adjustable ICS shoulder straps
- Optional Child Restraint System (CRS) with FMVSS 225 Compliance

Not Just Seats



Seating Solutions™

THE FEATHER WEIGHT SERIES BY



4545 W. Augusta Blvd., Chicago, IL 60651
(773) 524-2440 (800) 443-4540 Fax (773) 252-7450
WWW.FREEDMANSEATING.COM
e-mail: info@freedmanseating.com

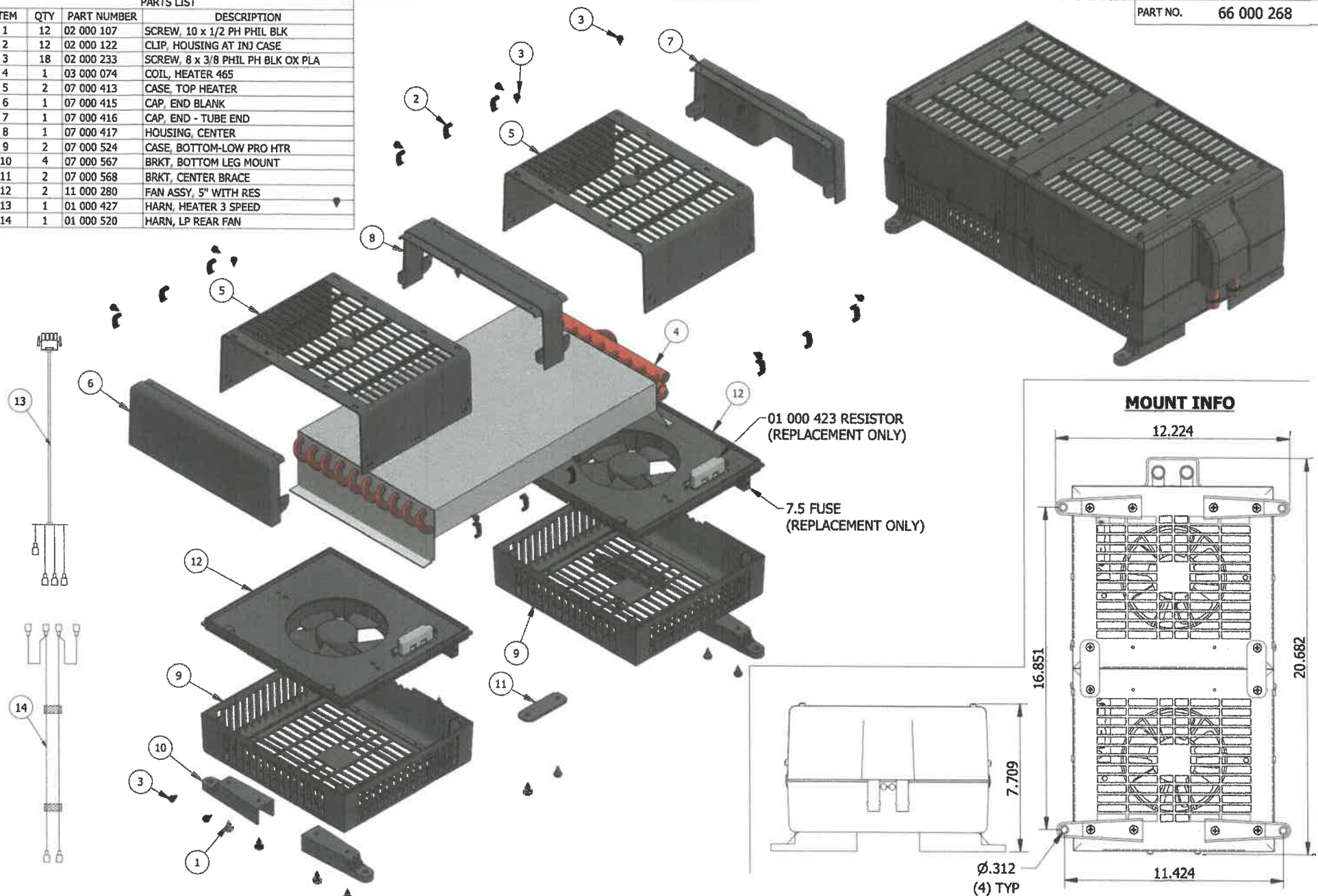


Freedman Seating is committed to lessening our impact on the planet. For your convenience, materials are now available online to download at www.freedmanseating.com.

We are constantly updating and improving our seats; therefore we reserve the right to change or modify specifications or materials without notice. All Freedman Seating Company seats meet or exceed FMVS standards.

PARTS LIST			
ITEM	QTY	PART NUMBER	DESCRIPTION
1	12	02 000 107	SCREW, 10 x 1/2 PH PHIL BLK
2	12	02 000 122	CLIP, HOUSING AT INJ CASE
3	18	02 000 233	SCREW, 8 x 3/8 PHIL PH BLK OX PLA
4	1	03 000 074	COIL, HEATER 465
5	2	07 000 413	CASE, TOP HEATER
6	1	07 000 415	CAP, END BLANK
7	1	07 000 416	CAP, END - TUBE END
8	1	07 000 417	HOUSING, CENTER
9	2	07 000 524	CASE, BOTTOM-LOW PRO HTR
10	4	07 000 567	BRKT, BOTTOM LEG MOUNT
11	2	07 000 568	BRKT, CENTER BRACE
12	2	11 000 280	FAN ASSY, 5" WITH RES
13	1	01 000 427	HARN, HEATER 3 SPEED
14	1	01 000 520	HARN, LP REAR FAN

PART NO. 66 000 268



PROPRIETARY & CONFIDENTIAL. UNPUBLISHED WORK COPYRIGHT PROAIR LLC. PROAIR, LLC CLAIMS PROPRIETARY RIGHTS IN THE MATERIAL DISCLOSED HEREON. NEITHER THIS DRAWING NOR ANY REPRODUCTION OR PORTION THEREOF MAY BE DISTRIBUTED OR USED TO MANUFACTURE ANYTHING SHOWN HEREON WITHOUT PERMISSION IN WRITING FROM PROAIR, LLC.

A		18-001	RELEASED TO PRODUCTION	CEB	2/5/18	APPROVED	SIGNATURES		DATE	TITLE:		PART NO. 66 000 268	REV. A
LET.	NO.	REVISION	BY	DATE	APPROVED	DATE	DRAWN	CEB	2/5/18	CHECKED	RAI	SCALE: 3 : 1	SIZE A
										USAGE:		465LP	SHEE OF 1

PROAIR
IMATE COMFORT IN MOTION

ADVANCED BUS AIR CONDITIONING



EV-1 EVAPORATOR

ADVANCED FEATURES

- Designed To Fit Neatly Into The Front or Rear of Bus
- Attractive Durable Faceplate or ABS Cover
- Pressure Switches Located At The Evaporator For Maximum Protection
- O-Ring Connections For Maximum Leak Protection
- Unitized Drain Pan Construction Eliminates Condensation Problems
- Two High Capacity Dual Blowers
- Enhanced Copper Tube Aluminum Fin Coils
- Direct Conditioned Air Discharge
- Drop-In One-Piece Construction Simplifies Installation Time And Provides Maximum Head Clearance And Clean OEM Appearance
- Easily Accessible Return Air Filter Helps To Reduce Service Time



SPECIFICATIONS

RATING: Up To 60,000 Btu/hr. IMACA

AIRFLOW: 1,600 CFM

AMPERAGE DRAW: 20.5 Amps @ 13.5 Volts

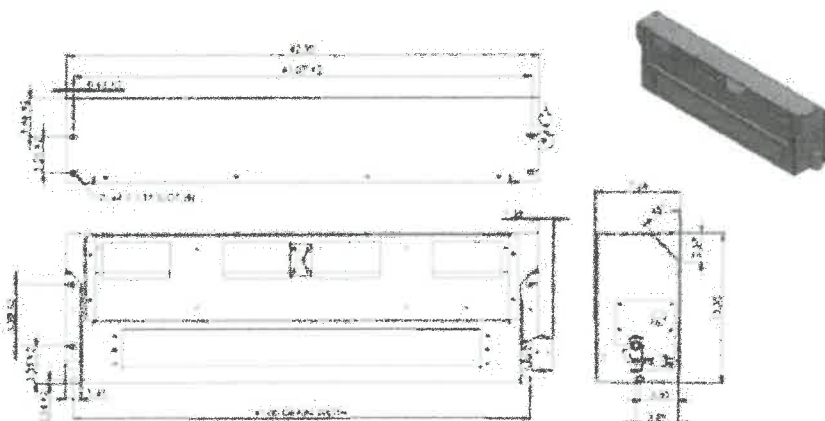
EVAPORATOR BLOWERS: Two Blowers/Four Outlets

WEIGHT: 43 lbs.

Specifications subject to change without notice.

OPTIONS

- 12 Volt or 24 Volt Motors
- Grey or White Face Plate
- ABS Cover
- Optional Heat Coil



**3 YEAR
LIMITED WARRANTY**

AMERICAN COOLING TECHNOLOGY, Inc.

www.actusa.us.com

715 Willow Springs Lane, York, PA 17406

Tel: 717.767.2775 ~ Fax: 717.767.3658

Toll Free: 877.228.4247



RELY ON OUR EXPERIENCE TO PROPERLY APPLY YOUR BUS AIR CONDITIONING SYSTEM


BUS AIR CONDITIONING



CS-3 CONDENSER

THE A.C.T. **CS-3** CONDENSER IS DESIGNED FOR SKIRT MOUNT APPLICATIONS. WE HAVE MANUFACTURED THIS CONDENSER SPECIFICALLY FOR THE TRANSPORTATION INDUSTRY.

IT'S LOW PROFILE, LIGHT WEIGHT ALUMINUM STRUCTURE, ENHANCED AIRFLOW, PERFORMANCE, SERVICEABILITY, AND INSTALLATION EASE ARE THE RESULT OF MANY YEARS' EXPERIENCE IN THIS INDUSTRY.



ADVANCED FEATURES

- Highgrade, Lightweight, Rust Proof Aluminum
- Internally Enhanced Copper Tubing Increases System Performance
- Integral Sightglass/Filter Drier and 100% O-Ring Connections For Maximum Leak Protection
- Unequalled Heat Rejection....
 - Lower Cooling Temperatures
 - Lower Head Pressures
- 12 Inch Diameter Fan for Increased Airflow
- Sealed Motor Design
- Two Electrical Connections

OPTIONS

- Condenser or Skirt Mounted Air Inlet Grill
- 12 Volt or 24 Volt Motors
- Winter Protection Kit

**3 YEAR
LIMITED WARRANTY**

AMERICAN COOLING TECHNOLOGY, Inc.

www.actusa.us.com

715 Willow Springs Lane, York, PA 17406

Tel: 717.767.2775 ~ Fax: 717.767.3658

Toll Free: 877.228.4247

RELY ON OUR EXPERIENCE TO PROPERLY APPLY YOUR BUS AIR CONDITIONING SYSTEM

SPECIFICATIONS

RATING: Up to 82,000 Btu/Hr

AIRFLOW: 3690 cfm (4703 m3/hr)

AMPERAGE DRAW: 32 Amps @ 13.5 Volts

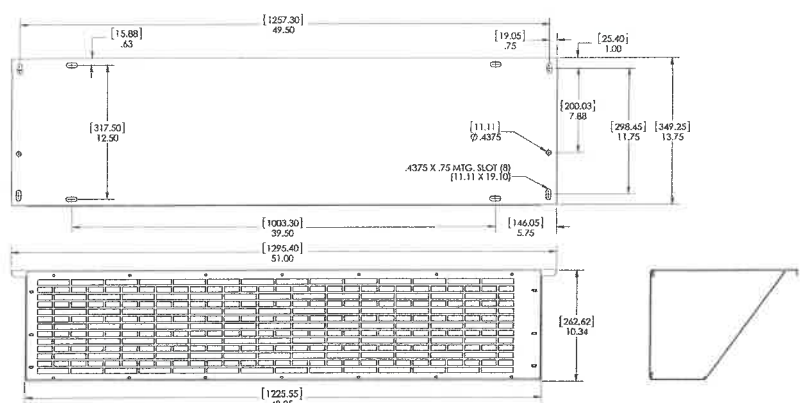
16 Amps @ 27 Volts

CONDENSER FANS: 12 Inch Diameter, Sealed Motors

FILTER DRIER/SIGHTGLASS: 16 Cu. Inch Displacement w/ Moisture Indicator

WEIGHT: 54 lbs.

Specifications subject to change without notice.



Graphic Films for Opaque Applications

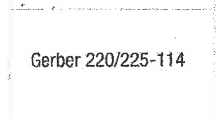
- 3M™ Scotchcal™ ElectroCut™ Graphic Film Series 7125, 7725, and 7725SE
- 3M™ Controltac™ Plus Graphic Film with Comply™ Adhesive Series 180C



Satin Aluminum
180C-120
7725-120, 7125-120
PANTONE® 877 C



Satin Gold
180C-131
7725-131, 7125-131
PANTONE 872 C



Transparent
180C-114
7725-114, 7125-114



White
180C-10



White
7725-10, 7125-10



Matte White
7725-20, 7125-20



Eggshell
7725-130



Antique White
7725-90, 7125-90



Pearl Gray
7725-11, 7125-11
PANTONE Cool
Gray 2 C



Medium Gray
180C-31
7725-31, 7125-31
PANTONE Cool
Gray 7 C



Dark Gray
180C-41
7725-41, 7125-41



Black
180C-12
7725-12, 7125-12
PANTONE Process
Black C



Matte Black
180C-22,
7725-22, 7125-22,
PANTONE Black C



**Deep Mahogany
Brown**
180C-19
7725-19, 7125-19
PANTONE 4625 C



Russet Brown
7725-29, 7125-29
PANTONE 175 C



Saddle Brown
7725-139, 7125-139



Tan
180C-39
7725-39, 7125-39



Putty
7725-59, 7125-59



Sandstone
7725-89, 7125-89



Fawn
7725-99, 7125-99



Beige
180C-49
7725-49, 7125-49



Mauve
7725-193



Salmon Pink
7725-173



Magenta
7725-103, 7125-103
PANTONE 205 C



Process Magenta
7725-273
PANTONE 214 C



Perfect Match Red
7725-263, 7125-263
PANTONE 186 C



Tomato Red
180C-13
7725-13, 7125-13
PANTONE 1795 C



Geranium
180C-63
7725-63, 7125-63



Deep Red
180C-23
7725-23, 7125-23



Cardinal Red
180C-53
7725-53, 7125-53



Burgundy
180C-58
7725-58, 7125-58



Terra Cotta
7725-24, 7125-24



Bright Orange
180C-14
7725-14, 7125-14
PANTONE Orange
021 C



Apricot
7725-64



Light Orange
180C-54
7725-54, 7125-54



Harvest Gold
7725-105, 7125-105
PANTONE 7510 C



Sunflower
180C-25
7725-25, 7125-25
PANTONE 1235 C



Bright Yellow
180C-15
7725-15, 7125-15
PANTONE 109 C



Vista Yellow
7725-85



Apple Green
180C-196
7725-196, 7125-196



Kelly Green
180C-46
7725-46, 7125-46



Bright Green
180C-186
7725-186, 7125-186
PANTONE 348 C



Dark Green
180C-56
7725-56, 7125-56
PANTONE 3425 C



Bottle Green
7725-276, 7125-276



Forest Green
7725-66, 7125-66
PANTONE 3302 C



Bermuda Blue
7725-357, 7125-357
PANTONE 323 C



Teal
180C-96
7725-96, 7125-96
PANTONE 322 C



Dark Aqua
7725-307



Aqua
7725-176



Peacock Blue
180C-77
7725-77, 7125-77
PANTONE 298 C



Robin Egg Blue
7725-86



Olympic Blue
180C-57
7725-57, 7125-57
PANTONE 7461 C



Intense Blue
180C-47
7725-47, 7125-47
PANTONE 301 C



Vivid Blue
180C-17
7725-17, 7125-17



Sapphire Blue
180C-37
7725-37, 7125-37
PANTONE 2747 C



Wedgewood Blue
7725-187



Shadow Blue
7725-177, 7125-177

Other Product Series:

Most colors are available in other product series.

Can't find your color?

Allow us to custom match your color with our three-day, no-



Light Navy
7725-197, 7125-197
PANTONE 289 C



Indigo
180C-27
7725-27, 7125-27
PANTONE 2767 C




Royal Purple
180C-38
7725-38, 7125-38



Purple
7725-48, 7125-48



Dark Violet
7725-98



Violet
7725-88

Metallic Graphic Film



**Sage Green
Metallic**
180C-216



**Dark Blue
Metallic**
180C-217



**Bright Blue
Metallic**
180C-227



**Silver Blue
Metallic**
180C-237



**Light Silver
Metallic**
180C-220
PANTONE 877 C



**Slate
Metallic**
180C-201



**Gray
Metallic**
180C-221



**Charcoal
Metallic**
180C-211



**Dark Burgundy
Metallic**
180C-228



**Gold
Metallic**
180C-241



**Copper
Metallic**
180C-229

Fluorescent Graphic Film



Yellow-Orange
7725SE-404



Red-Orange
7725SE-414



Fuchsia
7725SE-413



Yellow
7725SE-405



Green
7725SE-406

Films for application to opaque surfaces

The components used in sign construction, including sources of illumination, adhesives and substrates, affect color. Although color variation is usually slight, certain components have a more obvious effect, particularly with shades of white. PANTONE® color numbers are based on reflective light measurements of product samples applied to a standard white substrate.

PARTS +
PRODUCTS

SERVICES

EXPLORE

WORK
WITH
ACT

ABOUT


CONTACT

Warranty Details

 > Resources > Our Warranty > Warranty Details

Warranty Details

American Cooling Technology, Inc. (ACT) warrants against defects in materials and workmanship on systems manufactured new from ACT under normal use and operation for a period of 36 months from the original date in service on the original vehicle. If in-service date is not registered, or cannot be determined, the date of installation will be utilized to establish the 36 month warranty period. ACT will warrant repair and labor only if prior authorization is given from ACT.

 To file a warranty claim you must contact ACT warranty department at (717) 767-2775 or the source where the system was purchased or installed within thirty (30) days of the defect. Please have the following information available:

- ✓ American Cooling Technology, Inc. serial number of part (required)
- ✓ Description of system
- ✓ ACT Part number
- ✓ Sales order number
- ✓ Nature of the defect

You must have prior written authorization from ACT in order to file a warranty claim or to return any item.

This warranty applies to components in Continental North America, Hawaii, Alaska and Puerto Rico.

Components outside the Continental North America, Hawaii, Alaska and Puerto Rico are limited only to replacement Parts during the Warranty period. Unless otherwise authorized, labor will not be covered during the warranty period for components outside the Continental North America, Hawaii, Alaska and Puerto Rico.

THE WARRANTY SET FORTH ABOVE IS EXCLUSIVE, AND NO OTHER WARRANTY, WHETHER WRITTEN OR ORAL, IS EXPRESSED OR IMPLIED. ACT SPECIFICALLY DISCLAIMS THE WARRANTIES OF MERCHANTABILITY AND FITNESS FOR A PURPOSE.

LIMITATIONS OF LIABILITY

ACT will not warrant against improper installation, negligence, accident, lack of maintenance, wear due to normal use, or transportation. Incidental, consequential damages, or commercial losses from any cause are not the liability of ACT under any circumstances. Any alteration or repair to a component without prior written authorization from ACT will not be covered under the above warranty. ACT is not liable for towing, equipment rental, loss of time, or any other expenses or damages while the equipment is not operational.

During the warranty period, ACT will, at its option, either repair or replace the component that proves to be defective.

Having Trouble Finding a Part or Product?
Not Sure What Fits Your Needs Best?

Contact A Team Member ☎

877.228.4247

acsolutions@actusa.us.com

Headquarters

DESCRIPTION

Backing		NT
Thickness		2.25 ± 0.15 mm 0.088 ± 0.006"
Weight		2.20 ± 0.15 kg/m ² 4.05 lb/Sq.Yd
Roll width		200 cm 6.56'
Roll length		24 lm 78.72'

PERFORMANCE

Dimensional stability	ASTM D 1204	≤ 0.3 %
Abrasion resistance	ISO 9352 TABER TEST	300 ± 50 mg 0.01 ± 0.002 oz
Indentation resistance	EN 433	≤ 0.2 mm < 0.008"
Low temperature resistance	D 42 1235 A	- 20°C / -4°F
Sound Damping Characteristics	ISO 717/2	ΔI = 5 dB
Color fastness	ASTM D 4459	≥ 7
Slip resistance	ASTM D 2047	> 0.6
Fire resistance	FMVSS 302 (ISO 3795/76)	Conform
	Docket 90a (ASTM E648) (NFPA 253)	Class 1 (CRF > 0.45 W/cm ²)
Resistance to chemicals	EN 423	Unaffected by diluted acids and bases Unaffected by domestic products (excluding solvents for plasticized PVC)

SIRIUS



NT

6768 Griffon



NT

6782 Dune



NT

6451 Corsaire



NT

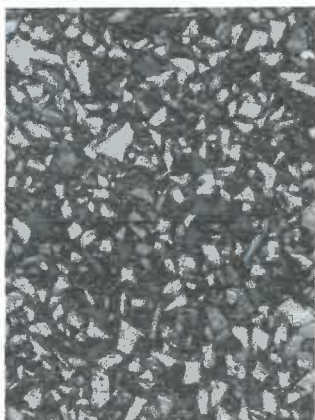
6727 Anthracite



NT

6801 Graphite


APOLLO



MK

NT


4776 Masan



MK

NT

4479 Kilimanjaro



MK

NT

4517 Fuji



FMVSS APPROVALS AND CERTIFICATIONS

The following is a listing of various safety requirements, testing, and general performance data pertaining to Eldorado National (Kansas), Inc. products and related components.

From Title 49, Code of Federal Regulations, Section 571, the following is a listing of the Federal Motor Vehicle Safety Standards (FMVSS) which all Eldorado National (Kansas), Inc. products either meet or exceed:

<u>FMVSS NO.</u>	<u>DESCRIPTION</u>
100	SERIES - ACCIDENT PREVENTION
101	Controls Location & Identification
102	Transmission Shift Lever Sequence
103	Windshield Defrosting & Defogging
104	Windshield Wiping & Washing System
105	Hydraulic Brake System
106	Brake Hoses
108	Lights and Reflectors
111	Rear View Mirrors
113	Hood Latch System
114	Theft Protection (under 10,000 lb GVWR)
115	Vehicle Identification Number
116	Hydraulic Brake Fluids
119	New Pneumatic Tires (under 10,000 lb GVWR)
120	Tire Selection & Wheels for Buses
124	Accelerator Control Systems



200

SERIES - INJURY PREVENTION

- 201 Occupant Protection in Interior Impacts (under 10,000 lb GVWR)
- 203 Steering Wheel Impact Protection (under 10,000 lb GVWR)
- 204 Steering System Rearward Movement (under 10,000 lb GVWR)
- 205 Glazing Materials (window glass)
- 206 Door Lock & Door Retention Components (under 10,000 lb GVWR)
- 207 Anchorage of Seats
- 208 Occupant Restraints
- 209 Seat Belt Assemblies
- 210 Seat Belt Assembly Anchorages
- 212 Windshield Mounting (under 10,000 lb GVWR)
- 213 Child Restraint Anchorage Systems
- 217 Bus Window Strength & Emergency Release
- 219 Windshield Zone Intrusion (under 10,000 lb GVWR)
- 220 School Bus Rollover Protection *

300

SERIES - POST ACCIDENT PROTECTION

- 301 Fuel System Integrity
- 302 Flammability of Interior Materials

400

SERIES - OBJECTIVE SAFETY REQUIREMENTS

- 403 Platform Lift Systems for Motor Vehicles
- 404 Platform Lift Installations in Motor Vehicles

**Not required. However, all Eldorado National (Kansas), Inc. products have been tested and meet or exceed.*



Jake Riffel
Engineering Manager

April 8, 2020

Date



Ford Motor Company

Is proud to recognize

Eldorado National-Kansas (REV)

as a participant in the

Transit Bus

Qualified Vehicle Modifier Program



A blue ink signature of Ryan A. Delaney.

Ryan A. Delaney -- SVE Quality Programs Mgr.

June, 2018



Orion Registrar, Inc.

Thorough and Fair Auditing

Certificate of Certification

This is to certify the Quality Management System of:

EIDorado National (Kansas), Inc.

**1655 Wall Street
Salina, KS 67401 USA**

*Has been assessed by Orion Registrar and found to be in
compliance with the following Quality Standard:*

ISO 9001:2015

The Quality Management System is applicable to:

**Design, Manufacture and Sale of Customized
Buses and Multipurpose Passenger Vehicles**

The Certification period is from

August 17, 2018 to October 30, 2021

*This certification is subject to the company maintaining its system to the
required standard, and applicable exceptions, which will be monitored by Orion.*

Client ID: 342

Certificate ID: 1014899



August 17, 2018

Date






FMVSS CERTIFICATION

EIDorado, as a final-stage manufacturer of incomplete motor vehicles, hereby certifies that EIDorado buses are manufactured in compliance with all Federal Motor Vehicle Safety Standards (FMVSS) as required in Parts 567 and 568 of Title 49, Code of Federal Regulations.

Part 568 of title 49, Code of Federal Regulations require the incomplete vehicle manufacturer to specify the Gross Vehicle Weight Rating (GVWR) of the total.

The above regulations require, among other things, that each complete motor vehicle have a permanently affixed label certifying that such vehicle conformed to all applicable FMVSS on the stated date of manufacture.

All vehicles completed by EIDorado have affixed the required certification labels when the vehicle leaves the assembly plant. This certification label on a completed vehicle specifies the Gross Vehicle Weight Rating (GVWR) of the total vehicle as required.



Rusty Ryff
Inside Sales Manager

6/29/2020
Date



U.S. Department
Of Transportation
**Federal Transit
Administration**

Headquarters

East Building, 5th Floor – TCR
1200 New Jersey Avenue, SE
Washington, DC 20590

November 15, 2019

Jake Calvo, DBELO
ElDorado National Inc.
9670 Galena Street
Riverside, California 92509

Re: TVM DBE Goal Concurrence/Certification Letter – Fiscal Year 2020

Dear Mr. Calvo:

This letter is to inform you that the Federal Transit Administration's (FTA) Office of Civil Rights has received ElDorado National's Disadvantaged Business Enterprise (DBE) goal and methodology for FY 2020 for the period of October 1, 2019–September 30, 2020. This goal submission is required by the U.S. Department of Transportation's DBE regulations at 49 CFR Part 26 and must be implemented in good faith.

We have reviewed your FY 2020 DBE goal and determined that it complies with DOT's DBE regulations. You are eligible to bid on FTA-funded transit contracts. This letter or a copy of the TVM listing on FTA's website may be used to demonstrate your compliance with DBE requirements when bidding on federally funded vehicle procurements.

FTA reserves the right to remove/suspend this concurrence if your DBE program or FY 2020 DBE goal is not implemented in good faith. In accordance with this good faith requirement, you must submit your DBE Uniform Report to FTA by December 1, 2019. This report should reflect all FTA-funded contracting activity for the second period of FY 2019 (i.e., from April 1 to September 30).

Please also be mindful that your FY 2021 DBE goal methodology must be submitted to FTA by August 1, 2020. Any significant updates to the program plan must be submitted to FTA as they occur. If you have any questions, please contact the FTA DBE Team via email at FTATVMSubmissions@dot.gov.

Sincerely,

John Day
Program Manager
Office of Civil Rights