



The following documentation is an electronically-submitted vendor response to an advertised solicitation from the *West Virginia Purchasing Bulletin* within the Vendor Self-Service portal at ***wvOASIS.gov***. As part of the State of West Virginia's procurement process, and to maintain the transparency of the bid-opening process, this documentation submitted online is publicly posted by the West Virginia Purchasing Division at ***WVPurchasing.gov*** with any other vendor responses to this solicitation submitted to the Purchasing Division in hard copy format.

Header 4

List View

General Information

Contact

Default Values

Discount

Document Information

Procurement Folder: 691361

SO Doc Code: CRFQ

Procurement Type: Central Master Agreement

SO Dept: 0926

Vendor ID: 000000200478



SO Doc ID: PSC2000000003

Legal Name: MALLIMAR, INC.

Published Date: 3/10/20

Alias/DBA:

Close Date: 3/18/20

Total Bid: \$73,271.75

Close Time: 13:30

Response Date: 03/18/2020



Status: Closed

Response Time: 12:59

Solicitation Description: Addendum No. 01-Vehicle equipment



Total of Header Attachments: 4

Total of All Attachments: 4



Purchasing Division
2019 Washington Street East
Post Office Box 50130
Charleston, WV 25305-0130

State of West Virginia
Solicitation Response

Proc Folder : 691361

Solicitation Description : Addendum No. 01-Vehicle equipment

Proc Type : Central Master Agreement

| Date issued | Solicitation Closes | Solicitation Response | Version |
|-------------|------------------------|------------------------------|---------|
| | 2020-03-18 13:30:00 | SR 0926 ESR03182000000005386 | 1 |

VENDOR

000000200478
MALLIMAR, INC.

Solicitation Number: CRFQ 0926 PSC2000000003

Total Bid : \$73,271.75

Response Date: 2020-03-18

Response Time: 12:59:50

Comments: We have attached the pricing page, signed addendum and spec sheets. Please note that each Jotto console comes with 16" of Jotto faceplates included in the console price. The 16" of faceplates need to be specified at the time of ordering the console.

FOR INFORMATION CONTACT THE BUYER

Jessica S Chambers
(304) 558-0246
jessica.s.chambers@wv.gov

Signature on File

FEIN #

DATE

All offers subject to all terms and conditions contained in this solicitation

| Line | Comm Ln Desc | Qty | Unit Issue | Unit Price | Ln Total Or Contract Amount |
|------|-------------------|---------|------------|-----------------|-----------------------------|
| 1 | Vehicle equipment | 1.00000 | LS | \$73,271.750000 | \$73,271.75 |

| Comm Code | Manufacturer | Specification | Model # |
|-----------|--------------|---------------|---------|
| 25174800 | | | |

| | |
|------------------------|--|
| Extended Description : | Lump Sum price, Vendor must include the Pricing Page (Exhibit A) from bid package. |
|------------------------|--|

Comments: PLEASE NOTE THAT EACH JOTTO CONSOLE COMES WITH 16" OF JOTTO FACEPLATES AT NO CHARGE. The 16" need to be specified when ordering the console.



Patent No. US 9,520,640

EM-M20007 LTE-Poly Pro

Flexible Poly-Band Antenna

4G/LTE NMO Applications

- Capacitive Coupled Design Optimizes LTE Signal Performance while Maintaining Low-Profile Tapered Form Factor
- Flexible Elastomeric Polymer Housing Resists High Speed Impact and Damage from low hanging obstructions
- Dust and O-ring Seals for Reliable High Pressure Car Wash & Waterproof Performance (IP66)
- Next Gen Design Incorporates Expanded Frequency Range and Reduced Height
- Patented Multi-band Performance to Comply Simultaneously with all LTE Operational Bands

Electrical Specifications

| | |
|-----------------|-------------------------------------|
| Frequency Bands | 698-960 MHz / 1710-2700 MHz |
| VSWR | 1.5:1 typical, 2:1 max |
| Impedance | 50Ω |
| Gain | 698-960 MHz 2 dBi (698-960 MHz) |
| | 1710-2150 MHz 3 dBi (1710-2150 MHz) |
| | 2150-2700 MHz 5 dBi (2150-2700 MHz) |
| Power Rating | 100 W |
| Polarization | Linear, Vertical |
| E-Plane | 70 Degrees / 35 Degrees, Nominal |
| H-Plane | Omnidirectional |
| Ground Plane | Required |

Mechanical Specifications

| | |
|-----------------------|----------------------------------|
| Height | 3.63 in. (92 mm) |
| Diameter | 1.6 in. (40 mm) |
| NMO Mount Type* | EM-M11001-195, EM-MTR11001-195 |
| Color | Black |
| Radiator Material | Brass / Black Chrome Plating |
| Radome Material | Elastomeric Polymer, Proprietary |
| Operating Temperature | -40° to 85° C |
| Corrosion | Salt Fog |
| Humidity | 95% |
| Vibration | AAR & MIL-STD810E |

*Recommended NMO Mounts/Cable Assemblies sold separately.
Performance may vary when using other manufacturer's (not recommended) NMO type mounts.

ELECTRO-MAGWAVE, INC.

6111 Corey Drive, Unit #1, Valley View, Ohio 44125 / 216-453-1160 / 216-447-8828 www.emwaveinc.com

425-6505



2020+ FORD PI UTILITY Contour Console

- Pre-Drilled Face Plate Screw Holes
- Utilizes OEM Cover Plate for mounting
- Relocate OEM 12V/USB/Parking Brake and Rear Air Controls
- Mounting Location for Computer Side Mount
- Mounting Location for Armrest (425-2250 & 425-6260)

*** Requires OEM cover plate. ***

DETAILS

Rated Capacity: 20" of face plates (6" top & 14" bottom)

Measurements: 33.61" L, 13.23" W, 10.78" H

Weight: 13.92 lbs.



ORDER

Console Package

Package Includes: Console, Hardware & 20" of Face Plates

Model No.

425-6505 2020+ PI Utility

Console Side Mounts

425-5699/4143 2020+ PI Utility

No Holes Mounts

425-5010/4143 2020+ PI Utility

Accessories

425-3816 Magnetic Mic

425-3704 ABS Dual Cup Holder Faceplate Mount (4")

425-2250 Side Sliding Armrest

425-6260 Armrest - Upper Structure



209 W. EASY ST., ROGERS, AR 72766 • www.EVERYTHINGBUTLIGHTS.com • 7/19

Jotto Desk® is a patented product and Registered Trademark of Assembled Products™ Corporation. Contour Console™ has design and utility patents. Additional Patents Pending. Specifications subject to change without notice.

425-5699/4143

2020+ FORD PI UTILITY Console Side Mount

A-MOD Desktop

Rotates 360° with ergonomic platform tilt. "One Hand" operation for removing and securing computer. Height and width adjustments allow for securing the majority of laptop computers. XL model available for larger laptops (450-4144).

Straight Arm


Rotates 360° around stand and extends 6 3/4".

Ratchet Handles

Secures swing arm positioning and allows for 360° swing arm rotation.

Side Mount Base

Mounts to side of console and secures straight arm.



450-4143 A-MOD DESKTOP

- A. Side Clamps, Standard or Tall (Case Hardened Steel)
- B. Front Tabs (Case Hardened Steel)
- C. Rear Tabs and Offset Rear Tabs (Case Hardened Steel)
- D. Tubular Lock - Solid Brass/High Security
- E. Side Trays
- F. Rear Tray
- G. Latch Release Handle

DETAILS

A-MOD Desktop:

13.5" W x 10.75" D x 1" H

Straight Arm:

1" square x 6-3/4" solid aluminum; black anodized

Height Variation:

Adjustable to desired height

Base Mount:

One-piece side mount base with 5/8" mounting post

ORDER

Computer Mount Model: 425-5699/4143 (A-MOD)

CONSOLE PACKAGES

Console Model: 425-6505 Contour Console



209 W. EASY ST., ROGERS, AR 72756 • www.EVERYTHINGBUTLIGHTS.com • 7/19

Jotto Desk® is a patented product and Registered Trademark of Assembled Products™ Corporation.
Specifications subject to change without notice.



WORKING FROM HOME? [IMPROVE YOUR SIGNAL](#)

[Antennas & Parts](#)[Mounts](#)

NMO Antenna Mount 3/4-inch SMA-Male Connector - 901150

NMO Antenna Mount 3/4-inch SMA-Male Connector - 901150

No Reviews [Ask a Question](#)

✓ IN STOCK: Ships today, if order is placed before 3PM CST.



FREE Standard Shipping. Expedited Shipping available.

[Add to Cart](#)

No Tax For Orders Outside Texas.

90 Day Money Back Guarantee.

2 (Two) Year Warranty.

- For use with Non-Magnetic Option antennas
- Requires 3/4-inch hole in sheet metal surface for connection
- NMO Antenna sold separately





Product Details

Overview



Complete Kit



Coverage Area & Specs



CONNECTOR SMA-Male

SIZE 3/4 Inches

CABLE 14 Feet RG58 Cable

Installation (Videos)



300% Guarantee



SUPERIOR QUALITY PRODUCTS FOR PUBLIC SAFETY VEHICLES - MADE IN THE USA

1

f (<https://www.facebook.com/Troy-Products-677202405675442/timeline/>)g (<https://plus.google.com/113091891678485206351>)in (<https://www.linkedin.com/company/troy-products>)

CALL US: (800) 700-8769


Home (<http://troyproducts.com>) > Products (<http://troyproducts.com/products/>) > Console Accessories (<http://troyproducts.com/product-category/accessory/face-plate/>) > DC Outlet (<http://troyproducts.com/product-category/accessory/face-plate/dc-outlet-face-plate/>) > Three (<http://troyproducts.com/product-category/accessory/face-plate/dc-outlet-face-plate/three/>) > 2" Plate (<http://troyproducts.com/product-category/accessory/face-plate/dc-outlet-face-plate/three/2-plate-three/>) > FP-AP12-3 DC Outlet Face Plate (<http://troyproducts.com/>)

PRODUCT SEARCH

Enter product name...

PRODUCT CATEGORIES

Console Accessories (76)

ZOOM + ([HTTP://TROYPRODUCTS.COM/WP-CONTENT/UPLOADS/FP-AP12-3.JPG](http://troyproducts.com/wp-content/uploads/FP-AP12-3.JPG))

FP-AP12-3 DC Outlet Face Plate

2" face plate with three (3) DC outlet holes

Part No: FP-AP12-3

Categories: 2" Plate

(<http://troyproducts.com/product-category/accessory/face-plate/dc-outlet-face-plate/three/2-plate-three/>), Console Accessories (<http://troyproducts.com/product-category/accessory/>), DC Outlet (<http://troyproducts.com/product-category/accessory/face-plate/dc-outlet-face-plate/>), Face Plate (<http://troyproducts.com/product-category/accessory/face-plate/>), Three (<http://troyproducts.com/product-category/accessory/face-plate/dc-outlet-face-plate/three/>)

FEATURES

SPECIFICATIONS

REVIEWS

Compatible
Vehicle
Make

Chevrolet, Dodge, Ford

Vehicle
Model

Charger, Civilian Explorer, Durango, Expedition, F150, F250, F350, F450, F550, Police Interceptor Sedan, Police Interceptor Utility, Ram 1500, Ram 2500, Ram 3500, Silverado 1500, Silverado 2500, Silverado 3500, Suburban, Tahoe, Transit Van

Vehicle
Model Year

2009, 2010, 2011, 2012, 2013, 2014, 2015, 2016, 2017, 2018, 2019

Width

8.56"W

Length

2"L

EXHIBIT A - Pricing Page - Vehicle Equipment

| Contract Item | Description | Equal Brand and Item Number | Unit | Unit Price | Extended Price |
|---------------|---|-----------------------------|------|------------|----------------|
| 3.1.1 | Rear Cargo Partition, Setina Item 12VS, or equal | JOTTO 475-0067 | 10 | \$704.43 | \$7,044.30 |
| 3.1.2 | Laptop Mount, Item RAM-VB-201-SW1 or equal | JOTTO 425-5699/5215 | 10 | \$398.66 | \$3,986.60 |
| 3.1.3 | Cellular Phone Booster, weBoost Drive 4G Kit Item 470521 or equal | | 15 | \$449.10 | \$6,736.50 |
| 3.1.4 | Dual Band Phantom Cellular Antenna, Laird Connectivity Item TRAB821/18503 or equal | EM WAVE # EM20007 | 15 | \$46.21 | \$693.15 |
| 3.1.5 | 3/4" Mobile Antenna Mount, Wilson Pro Item 901150 or equal | EM WAVE # EM-M11001-058 | 15 | \$19.95 | \$299.25 |
| 3.1.6 | Low Profile Console Box with Cup Holder, Rear Arm Rest Kit Gamber Johnson Item 7170-0734-01 or equal | JOTTO 425-6505PKG | 10 | \$582.41 | \$5,824.10 |
| 3.1.7 | AUX 12v Power Outlet, Gamber Johnson Item 7160-0063 or equal | JOTTO 425-2273 | 10 | \$10.45 | \$104.50 |
| 3.1.8 | Hardware Bag for Mic Clip Only, Gamber Johnson Item 7120-0723 or equal | JOTTO 425-6035 | 10 | \$18.97 | \$189.70 |
| 3.1.9 | 2" AUX 12V Power Outlet Filler Panel, Gamber Johnson Item 3130-036 or equal | TROY FP-AP12-3 | 20 | \$40.00 | \$800.00 |
| 3.1.10 | 4" Filler Panel, Gamber Johnson Item 3130-0156 or equal | JOTTO 425-6359 | 10 | \$15.00 | \$150.00 |
| 3.1.11 | 2" Filler Panel, Gamber Johnson Item 3130-0154 or equal | JOTTO 425-6051 | 10 | \$15.00 | \$150.00 |
| 3.1.12 | 3" Filler Panel, Gamber Johnson Item 3130-0155 or equal | JOTTO 425-6053 | 10 | \$15.00 | \$150.00 |
| 3.1.13 | 1/2" Filler Panel, Gamber Johnson Item 3130-0152 or equal | JOTTO 425-6048 | 10 | \$15.00 | \$150.00 |
| 3.1.14 | Motorola APX 1500-8500 Control Head Full Radio Faceplate, Gamber Johnson Item 7160-0322 or equal | JOTTO 425-6141 | 10 | \$37.89 | \$378.90 |
| 3.1.15 | Uniden Pro 510XL CB Radio Control Faceplate, Gamber Johnson Item 7140-0173 or equal | JOTTO 425-6126 | 10 | \$37.89 | \$378.90 |

ADDENDUM ACKNOWLEDGEMENT FORM
SOLICITATION NO.: _____

Instructions: Please acknowledge receipt of all addenda issued with this solicitation by completing this addendum acknowledgment form. Check the box next to each addendum received and sign below. Failure to acknowledge addenda may result in bid disqualification.

Acknowledgment: I hereby acknowledge receipt of the following addenda and have made the necessary revisions to my proposal, plans and/or specification, etc.

Addendum Numbers Received:

(Check the box next to each addendum received)

- | | |
|--|--|
| <input checked="" type="checkbox"/> Addendum No. 1 | <input type="checkbox"/> Addendum No. 6 |
| <input type="checkbox"/> Addendum No. 2 | <input type="checkbox"/> Addendum No. 7 |
| <input type="checkbox"/> Addendum No. 3 | <input type="checkbox"/> Addendum No. 8 |
| <input type="checkbox"/> Addendum No. 4 | <input type="checkbox"/> Addendum No. 9 |
| <input type="checkbox"/> Addendum No. 5 | <input type="checkbox"/> Addendum No. 10 |

I understand that failure to confirm the receipt of addenda may be cause for rejection of this bid. I further understand that any verbal representation made or assumed to be made during any oral discussion held between Vendor's representatives and any state personnel is not binding. Only the information issued in writing and added to the specifications by an official addendum is binding.

Mallin Inc

Company


Kimberly B. Fairchild, President

Authorized Signature

3/18/2020


Date

NOTE: This addendum acknowledgment should be submitted with the bid to expedite document processing.
Revised 6/8/2012



**2020+ FORD PI UTILITY
CB4 CARGO BARRIER
SCA COMPLIANT
475-0067
WITH POLY COVER
475-1337**

Before beginning the installation, confirm that you have received all of the parts for your package.
Read the instructions completely before starting installation.




TOOLS NEEDED:

- Ratchet
- $\frac{7}{16}$ " Socket
- $\frac{3}{16}$ " Hex Key Socket
- $\frac{5}{32}$ " Hex Key Socket
- $\frac{9}{32}$ " Socket
or Phillips-head Screwdriver
- 13 mm Socket
- 18 mm Socket
- T55 mm Torx Bit Socket

PARTS INCLUDED:



- Hardware Bag with
necessary nuts, bolts, etc.







INSTALLATION INSTRUCTIONS

* SEATS MUST REMAIN UPRIGHT DURING INSTALLATION



1. Remove OEM flooring starting at the hatch. This portion can simply be pulled out.
2. Remove the (2) bolts to remove forward flooring and set aside for replacement.

1. Remove the (2) 8 mm OEM bolts holding the end pieces in place.
2. Unclip the wire harness and remove the cover plate to remove the upper foam from the vehicle. Once Cargo Barrier is installed, this will be reinstalled into vehicle.
3. Remove OEM solid foam core from cargo area in 2 sections.



Install DS/PS Outer Mount Brackets to the OEM 13 mm rear seat bolts and the DS/PS Rear Mount Legs into vehicle by removing OEM 18 mm Bolts located on the lower rear cross brace.

1. Install Lower Steel Barrier through rear of vehicle.
2. Attach the Barrier to the previously installed DS/PS Outer Mount Brackets with provided Button Head Cap Screws. The DS/PS Rear Mount Legs will support Lower Steel Barrier.


Reinstall OEM solid foam core and OEM flooring. Secure in place with previously removed (2) OEM bolts.

* You can now attach DS/PS Rear Mount Legs to Lower Steel Barrier with provided Button Head Cap Screws.


* **DO NOT ATTACH YET.**



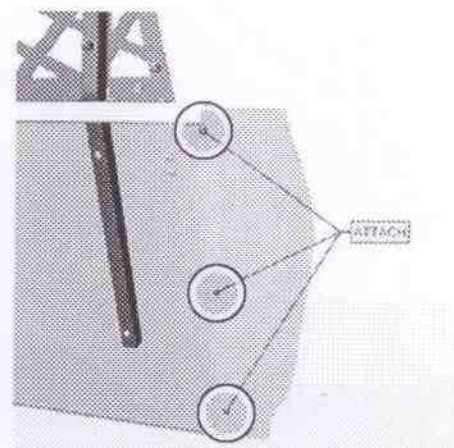
INSTALLATION INSTRUCTIONS



Insert and secure Support Tubes to the Lower Steel Barrier from cargo side.



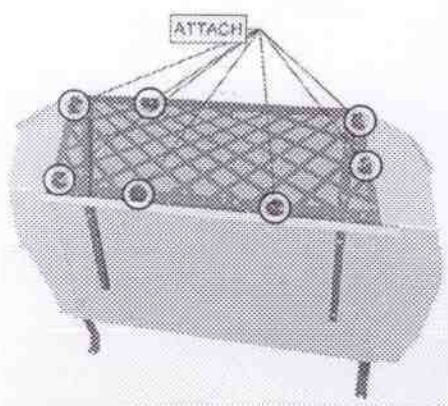
From rear seat of vehicle, use button head cap screws to attach Secure Grid to Lower Steel Barrier and (4) carriage bolts and flange nuts to the Support tubes.



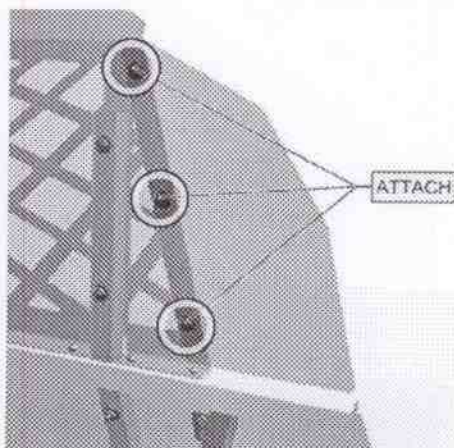
Install Lower PS/DS Side Wings with provided hardware to the rear side of the cargo barrier.

* For Poly Cover (475-1337), installation instructions see below.

475-1337



From rear seat of vehicle, use (16) carriage bolts and flange nuts to attach the Poly Cover to the front of the Secure Grid and Support tubes.



Install Side Poly Wings through rear of vehicle. Secure with (3) carriage bolts with flange nuts.



209 W. EASY ST., ROGERS, AR 72756 • www.EVERYTHINGBUTLIGHTS.com • 6/19

Jotto Desk® is a patented product and Registered Trademark of Assembled Products™ Corporation.
Specifications subject to change without notice.