



The following documentation is an electronically-submitted vendor response to an advertised solicitation from the *West Virginia Purchasing Bulletin* within the Vendor Self-Service portal at ***wvOASIS.gov***. As part of the State of West Virginia's procurement process, and to maintain the transparency of the bid-opening process, this documentation submitted online is publicly posted by the West Virginia Purchasing Division at ***WVPurchasing.gov*** with any other vendor responses to this solicitation submitted to the Purchasing Division in hard copy format.

Header 1

List View


[General Information](#) |
 [Contact](#) |
 [Default Values](#) |
 [Discount](#) |
 [Document Information](#)

Procurement Folder: 521712

SO Doc Code: CRFQ

Procurement Type: Central Master Agreement

SO Dept: 0803

Vendor ID: 000000198107 

SO Doc ID: DOT1900000060

Legal Name: BOONE TRACTOR & IMPLEMENT CO

Published Date: 1/11/19

Alias/DBA:

Close Date: 1/23/19

Total Bid: \$385,500.00

Close Time: 13:30

Response Date: 01/22/2019 

Status: Closed

Response Time: 15:30

Solicitation Description: ADDENDUM 1 15 FT BATWING
ROT. MOWER W/ HITCH

Total of Header Attachments: 1

[Apply Default Values to Commodity Lines](#)

[View Procurement Folder](#)



Purchasing Division
2019 Washington Street East
Post Office Box 50130
Charleston, WV 25305-0130

State of West Virginia
Solicitation Response

Proc Folder : 521712

Solicitation Description : ADDENDUM 1 15 FT BATWING ROT. MOWER W/ HITCH TRACTOR ATTCH.

Proc Type : Central Master Agreement

Date issued	Solicitation Closes	Solicitation Response	Version
	2019-01-23 13:30:00	SR 0803 ESR01221900000003311	1

VENDOR

000000198107

BOONE TRACTOR & IMPLEMENT CO

Solicitation Number: CRFQ 0803 DOT19000000060

Total Bid : \$385,500.00

Response Date: 2019-01-22

Response Time: 15:30:19

Comments:

FOR INFORMATION CONTACT THE BUYER

Crystal Rink
(304) 558-2402
crystal.g.rink@wv.gov

Signature on File

FEIN #

DATE

All offers subject to all terms and conditions contained in this solicitation

Line	Comm Ln Desc	Qty	Unit Issue	Unit Price	Ln Total Or Contract Amount
1	15 FT BATWING STYLE ROTARY MOWER W/ HITCH TRACTOR	20.00000	EA	\$19,275.000000	\$385,500.00

Comm Code	Manufacturer	Specification	Model #
21101708			

Extended Description :	15 FT BATWING STYLE ROTARY MOWER WITH HITCH TRACTOR ATTACHMENT
------------------------	--

Comments: 2019 Schulte FX-1800 as specified except Cutting Height is minimum of 1.75 inch to 16.75 inch. Hitch is a swivel self leveling with clevis pin and adjustable for drawbar thickness. Overall width is 15.8 feet. Greaseable 1" hinge pins. Hydraulic wing lift with double acting cylinder to assist unfolding and 90 degree fold up for transport. Rubber grommet 3 puck system. (6) year gear box warranty.



Purchasing Division
2019 Washington Street East
Post Office Box 50130
Charleston, WV 25305-0130

State of West Virginia
Request for Quotation
19 – Highways

Proc Folder: 521712

Doc Description: 15 FT BATWING STYLE ROTARY MOWER W/ HITCH TRACTOR ATTACHMENT

Proc Type: Central Master Agreement

Date Issued	Solicitation Closes	Solicitation No	Version
2018-12-19	2019-01-23 13:30:00	CRFQ 0803 DOT1900000060	1

BID RECEIVING LOCATION

BID CLERK
DEPARTMENT OF ADMINISTRATION
PURCHASING DIVISION
2019 WASHINGTON ST E
CHARLESTON WV 25305
US

VENDOR

Vendor Name, Address and Telephone Number:

BOONE TRACTOR
15668 SENECA TRAIL N
LEWISBURG, WV 24901
304-645-1711

FOR INFORMATION CONTACT THE BUYER

Crystal Rink
(304) 558-2402
crystal.g.rink@wv.gov

Signature X

Boone Dasher

FEIN # 54-1263693

DATE 1-22-2019

All offers subject to all terms and conditions contained in this solicitation

ADDENDUM ACKNOWLEDGEMENT FORM
SOLICITATION NO.: CRFQ DOT1900000060

Instructions: Please acknowledge receipt of all addenda issued with this solicitation by completing this addendum acknowledgment form. Check the box next to each addendum received and sign below. Failure to acknowledge addenda may result in bid disqualification.

Acknowledgment: I hereby acknowledge receipt of the following addenda and have made the necessary revisions to my proposal, plans and/or specification, etc.

Addendum Numbers Received:
(Check the box next to each addendum received)

- | | |
|--|--|
| <input checked="" type="checkbox"/> Addendum No. 1 | <input type="checkbox"/> Addendum No. 6 |
| <input type="checkbox"/> Addendum No. 2 | <input type="checkbox"/> Addendum No. 7 |
| <input type="checkbox"/> Addendum No. 3 | <input type="checkbox"/> Addendum No. 8 |
| <input type="checkbox"/> Addendum No. 4 | <input type="checkbox"/> Addendum No. 9 |
| <input type="checkbox"/> Addendum No. 5 | <input type="checkbox"/> Addendum No. 10 |

I understand that failure to confirm the receipt of addenda may be cause for rejection of this bid. I further understand that any verbal representation made or assumed to be made during any oral discussion held between Vendor's representatives and any state personnel is not binding. Only the information issued in writing and added to the specifications by an official addendum is binding.

BOONE TRACTOR
Company

Loon Dasher
Authorized Signature

1-22-2019
Date

NOTE: This addendum acknowledgment should be submitted with the bid to expedite document processing.

DESIGNATED CONTACT: Vendor appoints the individual identified in this Section as the Contract Administrator and the initial point of contact for matters relating to this Contract.

Isaac Dasher Sales
(Name, Title)
Isaac Dasher Sales
(Printed Name and Title)
15668 Seneca Trail N. Lewisburg WV 24901
(Address)
304-645-1711 ext 516 304-645-2464
(Phone Number) / (Fax Number)
Isaac@BooneTractor.com
(email address)

CERTIFICATION AND SIGNATURE: By signing below, or submitting documentation through wvOASIS, I certify that I have reviewed this Solicitation in its entirety; that I understand the requirements, terms and conditions, and other information contained herein; that this bid, offer or proposal constitutes an offer to the State that cannot be unilaterally withdrawn; that the product or service proposed meets the mandatory requirements contained in the Solicitation for that product or service, unless otherwise stated herein; that the Vendor accepts the terms and conditions contained in the Solicitation, unless otherwise stated herein; that I am submitting this bid, offer or proposal for review and consideration; that I am authorized by the vendor to execute and submit this bid, offer, or proposal, or any documents related thereto on vendor's behalf; that I am authorized to bind the vendor in a contractual relationship; and that to the best of my knowledge, the vendor has properly registered with any State agency that may require registration.

Boone Tractor
(Company)

Isaac Dasher Sales
(Authorized Signature) (Representative Name, Title)

Isaac Dasher Sales
(Printed Name and Title of Authorized Representative)

1-22-2019
(Date)

304-645-1711 ext 516 304-645-2464
(Phone Number) (Fax Number)

West Virginia Ethics Commission
Disclosure of Interested Parties to Contracts

(Required by W. Va. Code § 6D-1-2)

Name of Contracting Business Entity: BOONE TRACTOR Address: 15668 SELECA TRAIL N

LEWISBURG, WV 24901

Name of Authorized Agent: Isaac Dasher Address: LEWISBURG, WV 24901

Contract Number: CRFQ 0803 DOT 190000060 Contract Description: 15 FT BATWING

Governmental agency awarding contract: DIVISION OF HIGHWAYS

☐ Check here if this is a Supplemental Disclosure

List the Names of Interested Parties to the contract which are known or reasonably anticipated by the contracting business entity for each category below (attach additional pages if necessary):

1. Subcontractors or other entities performing work or service under the Contract

☐ Check here if none, otherwise list entity/individual names below.

2. Any person or entity who owns 25% or more of contracting entity (not applicable to publicly traded entities)

☐ Check here if none, otherwise list entity/individual names below.

3. Any person or entity that facilitated, or negotiated the terms of, the applicable contract (excluding legal services related to the negotiation or drafting of the applicable contract)

☐ Check here if none, otherwise list entity/individual names below.

Signature: Isaac Dasher

Date Signed: 1-22-2019

Notary Verification

State of WEST VIRGINIA, County of GREENBRIER:

I, Isaac Dasher, the authorized agent of the contracting business entity listed above, being duly sworn, acknowledge that the Disclosure herein is being made under oath and under the penalty of perjury.

Official Seal
Notary Public, State of West Virginia
KAREN L. WILKS
PO Box 1302
Lewisburg, WV 24901
My commission expires August 6, 2023

Taken, sworn to and subscribed before me this 22nd day of JANUARY, 2019.

Karen L. Wilks

Notary Public's Signature

To be completed by State Agency:

Date Received by State Agency: _____

Date submitted to Ethics Commission: _____

Governmental agency submitting Disclosure: _____

Revised June 8, 2018

STATE OF WEST VIRGINIA
Purchasing Division

PURCHASING AFFIDAVIT

CONSTRUCTION CONTRACTS: Under W. Va. Code § 5-22-1(i), the contracting public entity shall not award a construction contract to any bidder that is known to be in default on any monetary obligation owed to the state or a political subdivision of the state, including, but not limited to, obligations related to payroll taxes, property taxes, sales and use taxes, fire service fees, or other fines or fees.

ALL CONTRACTS: Under W. Va. Code §5A-3-10a, no contract or renewal of any contract may be awarded by the state or any of its political subdivisions to any vendor or prospective vendor when the vendor or prospective vendor or a related party to the vendor or prospective vendor is a debtor and: (1) the debt owed is an amount greater than one thousand dollars in the aggregate; or (2) the debtor is in employer default.

EXCEPTION: The prohibition listed above does not apply where a vendor has contested any tax administered pursuant to chapter eleven of the W. Va. Code, workers' compensation premium, permit fee or environmental fee or assessment and the matter has not become final or where the vendor has entered into a payment plan or agreement and the vendor is not in default of any of the provisions of such plan or agreement.

DEFINITIONS:

"Debt" means any assessment, premium, penalty, fine, tax or other amount of money owed to the state or any of its political subdivisions because of a judgment, fine, permit violation, license assessment, defaulted workers' compensation premium, penalty or other assessment presently delinquent or due and required to be paid to the state or any of its political subdivisions, including any interest or additional penalties accrued thereon.

"Employer default" means having an outstanding balance or liability to the old fund or to the uninsured employers' fund or being in policy default, as defined in W. Va. Code § 23-2c-2, failure to maintain mandatory workers' compensation coverage, or failure to fully meet its obligations as a workers' compensation self-insured employer. An employer is not in employer default if it has entered into a repayment agreement with the Insurance Commissioner and remains in compliance with the obligations under the repayment agreement.

"Related party" means a party, whether an individual, corporation, partnership, association, limited liability company or any other form or business association or other entity whatsoever, related to any vendor by blood, marriage, ownership or contract through which the party has a relationship of ownership or other interest with the vendor so that the party will actually or by effect receive or control a portion of the benefit, profit or other consideration from performance of a vendor contract with the party receiving an amount that meets or exceeds five percent of the total contract amount.

AFFIRMATION: By signing this form, the vendor's authorized signer affirms and acknowledges under penalty of law for false swearing (W. Va. Code §61-5-3) that: (1) for construction contracts, the vendor is not in default on any monetary obligation owed to the state or a political subdivision of the state, and (2) for all other contracts, that neither vendor nor any related party owe a debt as defined above and that neither vendor nor any related party are in employer default as defined above, unless the debt or employer default is permitted under the exception above.

WITNESS THE FOLLOWING SIGNATURE:

Vendor's Name: Boone Tractor

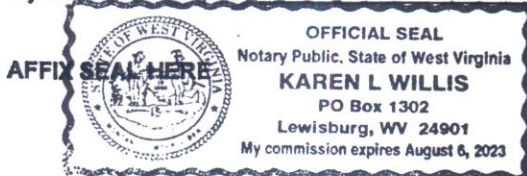
Authorized Signature: [Signature] Date: 1-22-2019

State of WEST VIRGINIA

County of GREENBRIER, to-wit:

Taken, subscribed, and sworn to before me this 22nd day of JANUARY, 2019.

My Commission expires AUGUST 6, 2023.



NOTARY PUBLIC Karen L. Willis

Purchasing Affidavit (Revised 01/19/2018)

Exhibit A

CRFQ DOT1900000060

BATWING ROTARY MOWER

Item No.	Description:	Make/Model & Year	Estimated Unit Quantity	Unit Price	Item Total Cost
1	ONE COMPLETE UNIT: 15'ft. Batwing Rotary Mower	Schulte FX-1800 2019 as specified except as noted see attachment	20	\$19,275.00	\$ 385,500.00
Total Bid Cost					\$ 385,500.00

Vendor Information

Company Name: Boone Tractor
 Contract Manager: Isaac Dasher
 Address: 15668 SENECA TRAIL N
 LEWISBURG, WV 24901
 Phone: 304-645-1711 x516
 Fax: 304-645-2464
 Email: isaac@boonetractor.com
 Signature: Isaac Dasher

Schulte Bid Spec Differences

3.1.2.2 Cutting Height is minimum of 1.75 – inch to 16.75- inch

3.1.4.1 Hitch is a swivel self leveling with clevis pin and adjustable for drawbar thickness.

3.1.5.2 Overall width is 15.8 Feet

3.1.6.4 Greaseable 1" hinge pins

3.1.8.1 Hydraulic wing lift with Double acting cylinder to assist unfolding and 90-degree fold up for transport

3.1.9.2 Rubber Grommet 3 puck system

3.1.12.2 (6) year gear box warranty

FX-1800 / FX-1200 Specifications

SPECIFICATIONS

	FX-1800	FX-1200
Cutting Width	180" (4.57m)	126" (3.20m)
Overall Width	190" (4.83m)	137" (3.48m)
Overall Length	202" (5.13m)	202" (5.13m)
Transport Width	93" (2.36m) (Singles on wings) 102" (2.59m) (Duals on wings)	93" (2.36m) (Singles on wings) 97.5" (2.47m) (Duals on wings)
Transport Height	84" (2.13m)	84" (2.13m)
Deck Thickness	7GA (3/16", 4.6mm)	7GA (3/16", 4.6mm)
Weight	4563 lbs (2069kg) to 5113lbs (2319kg)	4313 lbs (1956kg) to 4863lbs (2205kg)
Hitch Weight	1702 lbs (772kg) (Depends on configuration)	1602 lbs (727kg) (Depends on configuration)
Minimum Tractor HP	50 HP (37kW)	45 HP (34kW)
Recommended Tractor HP	85 HP (63kW)	80 HP (60kW)
Tractor PTO Speed	540 or 1000rpm	540 or 1000rpm
Cutting Height	1.75" to 16.75" (44.5mm to 425mm)	1.75" to 16.75" (44.5mm to 425mm)
Ground Clearance	14.75" (42.5mm)	14.75" (42.5mm)
Cutting Capacity	4" (101.6mm)	4" (101.6mm)
Blade Overlap	6.5" (165.1mm)	6.5" (165.1mm)
Divider Gearbox Rating	260 HP (194kW)	260 HP (194kW)
Center & Wing Gearbox Rating	225 HP (168kW)*	225 HP (168kW)*
Output Shaft	2.38" (60.3mm)	2.38" (60.3mm)
Blade Tip Speed	540 rpm	540 rpm
Center	15980 ft/min (4871m/min)	15980 ft/min (4871m/min)
Wing	15459 ft/min (4711m/min)	15459 ft/min (4711m/min)
Blade Tip Speed	1000 rpm	1000 rpm
Center	15974 ft/min (4869m/min)	15974 ft/min (4869m/min)
Wing	15708 ft/min (4788m/min)	15708 ft/min (4788m/min)
Wing Working Range	25° down to 90° up	25° down to 90° up
Wing Floating Range	25° down to 30° up	25° down to 30° up
Drive Size Main	Cat. 5 CV (1000rpm), Cat. 6 CV (540 rpm)	Cat. 5 CV (1000rpm), Cat. 6 CV (540 rpm)
Drive Size Center & Wings	Category 5	Category 5
Side Skirt Depth & Thickness	13.63" (346mm) & 1/4" (6.35mm)	13.63" (346mm) & 1/4" (6.35mm)
Suspension	Rubber grommet 3 puck system	Rubber grommet 3 puck system

HITCH OPTIONS



Adjustable Clevis




Precision Hitch



Solid Tongue



Clevis Hitch



Bolt in Axles



Fixed Knife Option



FX-1200

FX-1800 / FX-1200 OPTIONS

Center walking axles; Through axles; Fixed Knives; Aircraft or solid laminate tires or forklift tires; 4, 6 or 8 tire options; Single or double safety chains front and rear; Safety light kit; Standard clevis, Adjustable clevis, Precision hitch (eliminates drawbar wear), or solid tongue; Shredder blade kit, Equal Angle Hitch - Non CV drive 540 RPM only, Tension Link Levelling Rod (addition of second rod), Strut Mount for Flex Arm (Factory or Field Installed)



Forklift Tires



Aircraft Tires



Solid Laminate Tires

SCHULTE

MEMBER OF THE
ALAMO GROUP
ALWAYS ON THE CUTTING EDGE

Schulte Industries Ltd.

P.O. Box 70, Englefeld, Saskatchewan, Canada S0K 1N0

Tel: (306) 287-3715 Fax: (306) 287-3355

E-Mail: info@schulte.ca

Visit our Web site at: www.schulte.ca

* Based on intermittent use. Schulte is a registered trademark of Alamo Group Inc. Schulte Industries Ltd. reserves the right to change the design, specification of its products without notice. Illustrations may include optional equipment and accessories, and may not include all standard equipment.

Certified System
ISO 9001

Sold By:

PRINTED IN CANADA

PREPARED BY NELSON GRAPHIC DESIGN

201510

SCHULTE

FX-1800 / FX-1200 Rotary Cutter



Legendary Schulte Toughness, Economically Priced

1 A single domed 7 gauge continuously welded deck. This makes the cutter extremely easy to clean, prevents water pooling and rusting, helps shed debris as you cut and weighs less than double decks.

2 6.5" blade overlap and high blade tip speeds.

3 A four gearbox drive line with independent slip clutches. The FX-1800 / FX-1200 utilizes heavy-duty and extremely reliable Bondoli gearboxes. The splitter has 1 3/4" 20 spline input and output shafts and is rated at 260hp. The centre and wing boxes have 1 3/4" 20 spline input shafts, 2 3/8" down shafts and are rated at 225hp*.


4 An 80 degree CV shaft allows for smooth power transmission during tight turns. The CV for 540 rpm is a Category 6 and for 1000 rpm is a category 5. The driveline on the cutter itself employs self-adjusting friction clutches to protect your investment and always operate at peak performance. All clutches are located under the main shield for ease of service. An Optional Non CV Equal Angle Hitch is available in 540 RPM.

5 Spun formed 7gauge stump jumpers (round skid pans) ensure durability and balance. Optional fixed knife mulching unit available.

6 Available in 540 or 1000 rpm drive.

WORLD CLASS - BUILT TO LAST

Features



Narrow transport over-centering wing design




Optional Fixed Knife system. Outboard blade rotation keeps material from balling up under the deck




Single center lock up system



Ball valve wing lock up system



225hp* Right Angle Gearboxes Heavy duty 1 3/4" input shafts. 2 3/8" tapered & splined down shafts



260hp heavy duty splitter box with 1 3/4" splined shafts

FX-1800 / FX-1200

Schulte Cutters are legendary throughout the mowing industry for being the toughest and most dependable. The FX-1800 / FX-1200 continues this renowned tradition at an economical price.

Greaseable hingeline turnbuckles help to reduce wear and aid in long life of the cutter's parallel lifting mechanism.

FX-1800 / FX-1200 side skirts are 13 5/8" deep. This additional room under the deck, along with high blade tip speeds, allows for a better cut and better material flow.

We use extremely strong and durable 517 hubs and spindles with built in metal seal guards on this cutter to tackle any type of terrain.

A one piece center shield allows for easy and full access to drivelines, clutches and gearboxes on the center section.

This cutter has replaceable skid shoes which are made out of 3/8" thick Abrasion Resistant steel.

The center wheel standard is constructed from large 5 9/16" O.D. x 3/8" thick HSS round tubing and the wing wheel standards are made with 4" O.D. X 3/8" thick HSS round tubing.

Schulte has many hitch options including clevis hitch, an adjustable clevis, precision hitch or solid tongue to help create a better fit & reduce wear on your tractor's drawbar.

Schulte Industries Super Suction 1/2" x 4" blades leave nothing behind. Schulte blades are strengthened through a hardening process which increases the impact strength of the blade. The blade is chamfered around the blade bolt hole to provide a smooth transition of surfaces around the high stress blade bolt area. The blades are also shot peened to induce beneficial compressive surface stresses over the entire length of the blade. This enhances the durability and extends the fatigue life of the blade. The cutting edge is forged giving it a stronger and tougher edge thereby extending the life of the blade.


Schulte Industries exclusive Pentagon Blade Bolt provides maximum anti rotational resistance where the blade is fastened to the stump jumper pans.

All pivot points use 1" greaseable pins.


Deck rings are standard on the FX-1800 / FX-1200. Deck rings protect the cutter deck from the blades rising when obstacles are encountered.



Features




Deck protection rings are standard



Heavy duty cast hinge line with wiper seals



Greaseable adjustable turnbuckles for parallel levelling



13 5/8" frame depth for maximum material flow




Heavy duty drive system for peak performance



Metal seal guards on 517 hubs



Single levelling rod with floating hitch



7 gauge spun formed stump jumper pans

Quality • Service • Value • Trust