



The following documentation is an electronically-submitted vendor response to an advertised solicitation from the *West Virginia Purchasing Bulletin* within the Vendor Self-Service portal at [wvOASIS.gov](http://wvOASIS.gov). As part of the State of West Virginia's procurement process, and to maintain the transparency of the bid-opening process, this documentation submitted online is publicly posted by the West Virginia Purchasing Division at [WVPurchasing.gov](http://WVPurchasing.gov) with any other vendor responses to this solicitation submitted to the Purchasing Division in hard copy format.

## Header 1

[List View](#)

## General Information

[Contact](#)[Default Values](#)[Discount](#)[Document Information](#)

Procurement Folder: 455828

SO Doc Code: CRFQ

Procurement Type: Central Master Agreement

SO Dept: 0803

Vendor ID: 000000177068

SO Doc ID: DOT1800000116

Legal Name: BRIDGEPORT EQUIPMENT &amp; TOOL

Published Date: 6/26/18

Alias/DBA: BET LTD

Close Date: 7/11/18

Total Bid: \$0.00

Close Time: 13:30

Response Date: 07/10/2018

Status: Closed

[Apply Default Values to Commodity Lines](#)[View Procurement Folder](#)



Purchasing Division  
 2019 Washington Street East  
 Post Office Box 50130  
 Charleston, WV 25305-0130

State of West Virginia  
 Solicitation Response

Proc Folder : 455828  
 Solicitation Description : EQUIPMENT LEASE/RENTAL WITHOUT OPERATOR  
 Proc Type : Central Master Agreement

Date issued	Solicitation Closes	Solicitation Response	Version
	2018-07-11 13:30:00	SR 0803 ESR07101800000000163	1

VENDOR
000000177068 BRIDGEPORT EQUIPMENT & TOOL BET LTD

Solicitation Number: CRFQ 0803 DOT1800000116

Total Bid : \$0.00                      Response Date: 2018-07-10                      Response Time: 15:03:10

Comments:

**FOR INFORMATION CONTACT THE BUYER**  
 Mark A Atkins  
 (304) 558-2307  
 mark.a.atkins@wv.gov

Signature on File	FEIN #	DATE
-------------------	--------	------

All offers subject to all terms and conditions contained in this solicitation

Line	Comm Ln Desc	Qty	Unit Issue	Unit Price	Ln Total Or Contract Amount
1	Vendor shall use Exhibit_A Pricing Pages for bid pricing.	0.00000	EA	\$0.000000	\$0.00

Comm Code	Manufacturer	Specification	Model #
72141702			

**Extended Description :** EQUIPMENT LEASE/RENTAL WITHOUT OPERATOR:  
Note: Vendor shall use Exhibit\_A Pricing Pages for bid pricing and Exhibit\_B Information Attachment Form.  
If vendor is submitting a bid online, Vendor should enter \$0.00 in the Oasis commodity line.  
Vendor shall enter pricing into the Exhibit\_A Pricing Page and complete the Exhibit\_B Information Attachment Form and

**Comments:** PLEASE SEE ENCLOSED PRICE SHEETS.





Purchasing Division  
 2019 Washington Street East  
 Post Office Box 50130  
 Charleston, WV 25305-0130

State of West Virginia  
 Request for Quotation  
 12 – Equip. Rental

Proc Folder: 455828

Doc Description: EQUIPMENT LEASE/RENTAL WITHOUT OPERATOR

Proc Type: Central Master Agreement

Date Issued	Solicitation Closes	Solicitation No	Version
2018-06-26	2018-07-11 13:30:00	CRFQ 0803 DOT1800000116	1

**BID RECEIVING LOCATION**

BID CLERK  
 DEPARTMENT OF ADMINISTRATION  
 PURCHASING DIVISION  
 2019 WASHINGTON ST E  
 CHARLESTON WV 25305  
 US


**VENDOR**

Vendor Name, Address and Telephone Number:

BRIDGEPORT EQUIPMENT AND TOOL  
 1504 OAKHURST DRIVE  
 CHARLESTON, WV 25314  
 304-659-2917

**FOR INFORMATION CONTACT THE BUYER**

Mark A Atkins  
 (304) 558-2307  
 mark.a.atkins@wv.gov

Signature X  FEIN # 34-1800484 DATE 7/10/2018

All offers subject to all terms and conditions contained in this solicitation

**ADDITIONAL INFORMATION:**

The West Virginia Purchasing Division is soliciting bids on behalf of the West Virginia Division of Highways (WVDOH), to establish an open-end contract to provide Equipment for Lease/Rental without Operator for use at West Virginia Division of Highways' locations throughout the State of West Virginia, per attached documents.

INVOICE TO	SHIP TO
VARIOUS AGENCY LOCATIONS AS INDICATED BY ORDER  No City                              WV99999  US	STATE OF WEST VIRGINIA VARIOUS LOCATIONS AS INDICATED BY ORDER  No City                              WV 99999  US

Line	Comm Ln Desc	Qty	Unit Issue	Unit Price	Total Price
1	Vendor shall use Exhibit_A Pricing Pages for bid pricing.	0.00000	EA		

Comm Code	Manufacturer	Specification	Model #
72141702			

**Extended Description :**

EQUIPMENT LEASE/RENTAL WITHOUT OPERATOR:

Note: Vendor shall use Exhibit\_A Pricing Pages for bid pricing and Exhibit\_B Information Attachment Form.  
 If vendor is submitting a bid online, Vendor should enter \$0.00 in the Oasis commodity line.  
 Vendor shall enter pricing into the Exhibit\_A Pricing Page and complete the Exhibit\_B Information Attachment Form and attach with bid.  
 See section 18 of Instructions to Bidders.

**SCHEDULE OF EVENTS**

Line	Event	Event Date
1	Technical Questions due by 2:00pm EDT:	2018-06-29

<b>DOT1800000116</b>	<b>Document Phase</b> Final	<b>Document Description</b> EQUIPMENT LEASE/RENTAL WITHOUT OPERATOR	<b>Page 3</b> <b>of 3</b>
----------------------	--------------------------------	---	------------------------------

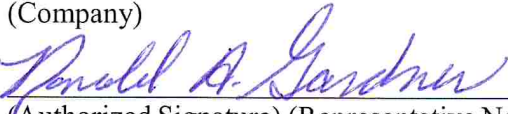
**ADDITIONAL TERMS AND CONDITIONS**

See attached document(s) for additional Terms and Conditions

**DESIGNATED CONTACT:** Vendor appoints the individual identified in this Section as the Contract Administrator and the initial point of contact for matters relating to this Contract.

JON KITTS - RENTAL MGR.  
(Name, Title)  
JON KITTS - RENTAL MGR.  
(Printed Name and Title)  
1504 OAKHURST DRIVE, CHARLESTON, WV 25314  
(Address)  
740-336-5741      740-373-3985  
(Phone Number) / (Fax Number)  
jkitts@bridgeportequip.com  
(email address)


**CERTIFICATION AND SIGNATURE:** By signing below, or submitting documentation through wvOASIS, I certify that I have reviewed this Solicitation in its entirety; that I understand the requirements, terms and conditions, and other information contained herein; that this bid, offer or proposal constitutes an offer to the State that cannot be unilaterally withdrawn; that the product or service proposed meets the mandatory requirements contained in the Solicitation for that product or service, unless otherwise stated herein; that the Vendor accepts the terms and conditions contained in the Solicitation, unless otherwise stated herein; that I am submitting this bid, offer or proposal for review and consideration; that I am authorized by the vendor to execute and submit this bid, offer, or proposal, or any documents related thereto on vendor's behalf; that I am authorized to bind the vendor in a contractual relationship; and that to the best of my knowledge, the vendor has properly registered with any State agency that may require registration.

BRIDGEPORT EQUIPMENT AND TOOL  
(Company)  
 RONALD A. GARDNER - SALES  
(Authorized Signature) (Representative Name, Title)  
RONALD A. GARDNER - SALES  
(Printed Name and Title of Authorized Representative)

JULY 10, 2018  
(Date)  
304-659-2917      304-659-3276  
(Phone Number) (Fax Number)



## West Virginia Ethics Commission



### Disclosure of Interested Parties to Contracts

Pursuant to W. Va. Code § 6D-1-2, a state agency may not enter into a contract, or a series of related contracts, that has/have an actual or estimated value of \$100,000 or more until the business entity submits to the contracting state agency a Disclosure of Interested Parties to the applicable contract. In addition, the business entity awarded a contract is obligated to submit a supplemental Disclosure of Interested Parties reflecting any new or differing interested parties to the contract within 30 days following the completion or termination of the applicable contract.

For purposes of complying with these requirements, the following definitions apply:

*"Business entity"* means any entity recognized by law through which business is conducted, including a sole proprietorship, partnership or corporation.

*"Interested party"* or *"Interested parties"* means:

- (1) A business entity performing work or service pursuant to, or in furtherance of, the applicable contract, including specifically sub-contractors;
- (2) the person(s) who have an ownership interest equal to or greater than 25% in the business entity performing work or service pursuant to, or in furtherance of, the applicable contract. (This subdivision does not apply to a publicly traded company); and
- (3) the person or business entity, if any, that served as a compensated broker or intermediary to actively facilitate the applicable contract or negotiated the terms of the applicable contract with the state agency. (This subdivision does not apply to persons or business entities performing legal services related to the negotiation or drafting of the applicable contract.)

*"State agency"* means a board, commission, office, department or other agency in the executive, judicial or legislative branch of state government, including publicly funded institutions of higher education: Provided, that for purposes of W. Va. Code § 6D-1-2, the West Virginia Investment Management Board shall not be deemed a state agency nor subject to the requirements of that provision.

The contracting business entity must complete this form and submit it to the contracting state agency prior to contract award and to complete another form within 30 days of contract completion or termination.

*This form was created by the State of West Virginia Ethics Commission, 210 Brooks Street, Suite 300, Charleston, WV 25301-1804. Telephone: (304)558-0664; fax: (304)558-2169; e-mail: [ethics@wv.gov](mailto:ethics@wv.gov); website: [www.ethics.wv.gov](http://www.ethics.wv.gov).*

West Virginia Ethics Commission  
**Disclosure of Interested Parties to Contracts**

(Required by W. Va. Code § 6D-1-2)

Name of Contracting Business Entity: BRIDGEPORT EQUIPMENT AND TOOL Address: 1504 OAKHURST DRIVE  
CHARLESTON, WV 25314

Name of Authorized Agent: RONALD A. GARDNER Address: 1504 OAKHURST DRIVE, CHARLESTON, WV 25314

Contract Number: \_\_\_\_\_ Contract Description: EQUIPMENT LEASE/RENTAL WITHOUT OPERATOR

Governmental agency awarding contract: \_\_\_\_\_

Check here if this is a Supplemental Disclosure

List the Names of Interested Parties to the contract which are known or reasonably anticipated by the contracting business entity for each category below (attach additional pages if necessary):

**1. Subcontractors or other entities performing work or service under the Contract**

Check here if none, otherwise list entity/individual names below.

**2. Any person or entity who owns 25% or more of contracting entity (not applicable to publicly traded entities)**

Check here if none, otherwise list entity/individual names below.

- \* THOMASJ. KNIGHT
- \* MARRIANNE KNIGHT

**3. Any person or entity that facilitated, or negotiated the terms of, the applicable contract (excluding legal services related to the negotiation or drafting of the applicable contract)**

Check here if none, otherwise list entity/individual names below.

Signature: Ronald A. Gardner Date Signed: JULY 10, 2018


**Notary Verification**

State of WV, County of Ritchie:

I, Ronald A. Gardner, the authorized agent of the contracting business entity listed above, being duly sworn, acknowledge that the Disclosure herein is being made under oath and under the penalty of perjury.

Taken, sworn to and subscribed before me this 10 day of July, 2018  
Kenna S Davis  
Notary Public's Signature

**To be completed by State Agency:**  
Date Received by State Agency: \_\_\_\_\_  
Date submitted to Ethics Commission: \_\_\_\_\_  
Governmental agency submitting Disclosure: \_\_\_\_\_



**CRFQ 0803 DOT1800000116  
(DOT6618C057)**

Vendor Should Type Price Page Schedule

**Exhibit A Pricing Pages**

Equipment Description	Equipment Offered for Lease/Rental		Lease/Rental Rate of Equipment Without Delivery/ Without Operator			Equipment Delivery Fee	
	Manufacturer's Name	Model/Serial #	\$/Day	\$/Week	\$/Month	1st Mile	Add. Mi.
<b>AERIAL BUCKET TRUCK</b> Highway Rated TRK. MTD 50' Reach Min. 43.5' Radius 360 degrees Boom Rotation @ level position							
<b>AERIAL PLATFORM LIFT</b> 80 foot lift minimum							
<b>AERIAL PLATFORM TRUCK</b> Highway Rated TRK. MTD 40' Reach Min. 360 degrees Boom Rotation @ level position							
<b>AERIAL PLATFORM TRUCK</b> Highway Rated TRK. MTD 55' Reach Min. 360 degrees Boom Rotation @ level position							
<b>AERIAL PLATFORM TRUCK</b> Elliott Model G50 or similar							
<b>AERIAL PLATFORM TRUCK</b> Elliott Model L55 or similar							
<b>ARROW BOARDS</b> 4' x 8' panel 15 lamp							
<b>ASPHALT DISTRIBUTOR</b> Trk. Mtd. w/spray bar							
<b>ASPHALT RECYCLER</b> KM T-2 or similar							
<b>ASPHALT RECYCLER</b> Self Loading - Stepp SRM 10x120 or similar							
<b>ASPHALT RECYCLING ATTACHMENT</b> Endloader bucket - mounted, asphalt grinder/recycle attachment; min. 185 hp, app. 8,500 lb. wt. capable of grinding and remixing up to 12" deep and 48" wide pavement and base.							



**CRFQ 0803 DOT1800000116  
(DOT6618C057)**

Vendor Should Type Price Page Schedule

**Exhibit A Pricing Pages**

Equipment Description	Equipment Offered for Lease/Rental		Lease/Rental Rate of Equipment Without Delivery/ Without Operator			Equipment Delivery Fee	
	Manufacturer's Name	Model/Serial #	\$/Day	\$/Week	\$/Month	1st Mile	Add. Mi.
<b>ASPHALT RECYCLING ATTACHMENT</b> Zipper or similar							
<b>ASPHALT REMOVAL/RECYCLER</b> Benedetti or similar to							
<b>ATTENUATOR - Trailer Mounted</b> must meet NCHRP 350 TL-3							
<b>AUGER</b> Track Mtd.							
<b>AUGER</b> Truck Mtd.							
<b>BACKHOE</b> Crawler Mech./Hyd. 0.75 Cyd. 24,000 lbs. - 28,000 lbs. Working Weight	JOHN DEERE	135G	450	1350	4050	100	7
<b>BACKHOE</b> Crawler Mech./Hyd. 0.75 Cyd. 29,000 lbs. - 35,800 lbs. Working Weight	JOHN DEERE	135G	450	1350	4050	100	7
<b>BACKHOE</b> Crawler Mech./Hyd. 1.00 Cyd. 36,000 lbs. - 40,000 lbs. Working Weight	JOHN DEERE	160G	500	1500	4500	100	7
Attachment: Grapple			50	200	500		
<b>BACKHOE</b> Crawler Mech./Hyd. 1.25 Cyd., 128 - 141 HP 42,700 lbs. - 45,900 lbs. Working Weight	JOHN DEERE	180G	600	1900	5100	100	7
<b>BACKHOE (HY-RAM)</b> Crawler 2,000 ft./lbs. min. 24,400 lbs. - 35,800 lbs. Excavator Size	JOHN DEERE/ATLAS COPCO	135G/EC 100T	775	2325	6900	100	7
<b>BACKHOE (HY-RAM)</b> Crawler 2,000 ft./lbs. min. 36,000 lbs. - 42,900 lbs. Excavator Size	JOHN DEERE/ATLAS COPCO	135G/EC 100T	775	2325	6900	100	7
Attachment: Grapple			50	200	500		



**CRFQ 0803 DOT1800000116  
(DOT6618C057)**

Vendor Should Type Price Page Schedule

**Exhibit A Pricing Pages**

Equipment Description	Equipment Offered for Lease/Rental		Lease/Rental Rate of Equipment Without Delivery/ Without Operator			Equipment Delivery Fee	
	Manufacturer's Name	Model/Serial #	\$/Day	\$/Week	\$/Month	1st Mile	Add. Mi.
<b>BACKHOE (HY-RAM)</b> Crawler 2,000 ft./lbs. min. 43,000 lbs. - 60,000 lbs. Excavator Size	JOHN DEERE/ALLIED	210G/1655	1400	4200	10800	100	7
<b>BACKHOE (HY-RAM)</b> Crawler 2,000 ft./lbs. min. 61,000 lbs. - 80,000 lbs. Excavator Size	JOHN DEERE/ALLIED	250G/1655	1550	6600	14900	100	7
<b>HYRAM ATTACHMENT ONLY</b> 2,000 ft./lbs. min	ATLAS COPCO	EC100T	325	975	2850	50	5
<b>BACKHOE</b> Crawler with a thumb	JOHN DEERE	35G	245	735	2200	50	5
<b>BACKHOE LOADER</b> Rubber Tired 55-85 DHP	JOHN DEERE	310SK	300	850	2400	100	7
<b>BACKHOE LOADER (HY-RAM)</b> Mtd. Hyd. Breaker 55-85 DHP D	JOHN DEERE/ATLAS COPCO	310SK/ES80	600	1775	4650	100	7
<b>BACKHOE LOADER (HO-RAM)</b> Mtd. Air Breaker 1,000 ft./lbs. min.							
<b>BACKHOE LOADER TRACTOR - Compact</b> Rubber Tired 20-30 HP max. height - 83"	JOHN DEERE	3033R	250	750	2000	50	5
<b>BACKHOE LOADER TRACTOR - Mini</b> 25-30 HP Standard Stick 12' Backhoe Bucket - T7 or similar	JOHN DEERE	1025R	150	450	1350	50	5
<b>BASE WIDENER SP</b> Shoulder Stone							
<b>BRUSH CHIPPER - up to 49 hp</b> Cutting size - 12" in diameter.	RAYCO 6"	RC6D25	135	675	2700	50	5
<b>BRUSH CHIPPER - from 50 hp to 85 hp</b> Cutting size - 12" in diameter.	MOWBARK 15"	M15RX	300	1400	5800	50	5
<b>BULLDOZER</b> Crawler GD 65 -75 DHP D	JOHN DEERE	450J	450	900	2700	100	7
<b>BULLDOZER</b> Crawler GD 80 -90 DHP D	JOHN DEERE	650J	600	2000	4800	100	7

**CRFQ 0803 DOT1800000116  
(DOT6618C057)**

Vendor Should Type Price Page Schedule

**Exhibit A Pricing Pages**

Equipment Description	Equipment Offered for Lease/Rental		Lease/Rental Rate of Equipment Without Delivery/ Without Operator			Equipment Delivery Fee	
	Manufacturer's Name	Model/Serial #	\$/Day	\$/Week	\$/Month	1st Mile	Add. Mi.
<b>BULLDOZER</b> Crawler GD 100 -120 DHP D	JOHN DEERE	650K	750	2100	5200	100	7
<b>BULLDOZER</b> Crawler GD 130 -140 DHP D	JOHN DEERE	700K	800	2400	6500	100	7
<b>BULLDOZER</b> Crawler TC 150 - 250 EHP D	JOHN DEERE	750XLT	1000	3000	7500	100	7
<b>BULLDOZER</b> Crawler/Ripper TCP 181 - 250 EHP D	JOHN DEERE	1050K	3000	8000	15000	400	7
<b>BULLDOZER</b> Crawler/Winch TCP 181 - 250 EHP D	JOHN DEERE	850K	1500	4000	9000	100	7
<b>CHIP SPREADER SP</b>							
<b>COLD MILLING - Stabilizer/Recycler</b> BOMAG MPH 364 R-2 or similar							
<b>COLD MILL PLANER</b> Self Loading - 2'							
<b>COLD MILL PLANER</b> Self Loading - 4'							
<b>COMPRESSOR</b> 125 - 160 CFM Portwhl.	SULLIVAN	D185PIZ4	100	300	600	50	7
<b>COMPRESSOR</b> 170 - 210 CFM Portwhl.	SULLIVAN	210	120	360	675	50	7
<b>COMPRESSOR</b> 250 - 300 CFM Portwhl.							
<b>COMPRESSOR</b> 350 - 375 CFM Portwhl.	SULLIVAN	DF375PDJD	225	650	1500	50	7
<b>COMPRESSOR</b> 600 CFM Portwhl.							
<b>COMPRESSOR</b> 700 - 800 CFM Portwhl.	SULLIVAN	DF900PH3CUAF	500	1450	3600	100	7

**CRFQ 0803 DOT1800000116  
(DOT6618C057)**

Vendor Should Type Price Page Schedule

**Exhibit A Pricing Pages**

Equipment Description	Equipment Offered for Lease/Rental		Lease/Rental Rate of Equipment Without Delivery/ Without Operator			Equipment Delivery Fee	
	Manufacturer's Name	Model/Serial #	\$/Day	\$/Week	\$/Month	1st Mile	Add. Mi.
<b>CONCRETE MIXER</b> Trk. Mtd. 6.0 Cyd. <span style="float:right">PULL TYPE</span>	MULTIQUIP	MC65PH45	65	195	585	50	7
<b>CONCRETE SAW</b> Full Depth CAP - 24" Blade	DIAMOND	CC1811HXL-20	150	315	945	50	7
<b>CONCRETE SAW</b> 12 1/2" Maximum Depth of Cut - 30" Blade	DIAMOND	CC6571D-30	350	975	2700	50	7
<b>CONCRETE SAW</b> 15" Maximum Depth of Cut - 36" Blade	DIAMOND	CC6571D-36	350	975	2700	50	7
<b>CRACK SEALING MACHINE</b> Trlr. Mtd. Dbl. Drum, 100 - 125 GLN. D							
<b>CRACK SEALING MACHINE</b> Trl. Mtd. Dbl.-Boiler Type, 250 GLN Diesel with Pump on Demand Features							
<b>CRACK SEALING MACHINE</b> Trl. Mtd. Dbl.-Boiler Type, 250 GLN Diesel with Pump on Demand Features and 53.8 CFM Compressor							
<b>CRACK SEALING MACHINE</b> Trl. Mtd. Dbl.-Boiler Type, 250 GLN Diesel with Pump on Demand Features and 70 CFM Compressor							
<b>CRANE 10 T Hyd.</b> Trk. Mtd. min. 18' Bed							
<b>CRANE 12 - 1/2 T Hyd.</b> Trk. Mtd. min. 18' Bed							
<b>CRANE 14 T Hyd.</b> Trk. Mtd. min. 18' Bed							
<b>CRANE 15 - 25 T</b> Hyd. Rough Terrain							
<b>CRANE 20 - 25 T</b> Cable D Crawler							
<b>CRANE 25 - 30 T</b> Cable, Trk. Mtd. G							

**CRFQ 0803 DOT1800000116  
(DOT6618C057)**

Vendor Should Type Price Page Schedule

**Exhibit A Pricing Pages**

Equipment Description	Equipment Offered for Lease/Rental		Lease/Rental Rate of Equipment Without Delivery/ Without Operator			Equipment Delivery Fee	
	Manufacturer's Name	Model/Serial #	\$/Day	\$/Week	\$/Month	1st Mile	Add. Mi.
CRANE 30 T Hyd.							
CRANE 35 T Hyd.							
CRANE 40 T Hyd.							
CRANE 50 T Hyd.							
CRANE 15 - 20 T Truck Mounted Boom							
CRANE 21 - 25 T Truck Mounted Boom							
CULVERT CLEANER Trk. Mtd. min. 1,500 gal. tank , 1,400 PSI min.							
CULVERT CLEANER Trk. Mtd. 65 - 80 GPM 2,000 PSI min.							
CULVERT CLEANER - radio remote controlled Microtraxx or Similar 42"Wx42"Hx120"L, 1550# Lift cap, 1/3 CU Yd Cap., 7.5 PSI, 360° Swing Rotation, to clean 48" to 60" round culverts							
CULVERT CLEANER - radio remote controlled Microtraxx or Similar 32"Wx34"Hx134"L, 1500# Lift cap, 1/4 CU Yd Cap., 5.5 PSI, to clean 36" to 48" round culverts							
DITCH WITCH							
EQUIPMENT TRAILER 10,000 lbs or less, tilt style deck 16ft - 18 ft length to attach to a pintle hitch	QUALITY	MINI T	40	120	360	50	5



**CRFQ 0803 DOT1800000116  
(DOT6618C057)**

Vendor Should Type Price Page Schedule

**Exhibit A Pricing Pages**

Equipment Description	Equipment Offered for Lease/Rental		Lease/Rental Rate of Equipment Without Delivery/ Without Operator			Equipment Delivery Fee	
	Manufacturer's Name	Model/Serial #	\$/Day	\$/Week	\$/Month	1st Mile	Add. Mi.
<b>EQUIPMENT TRAILER</b> 12,000 lbs - 14,000 lbs, tilt style deck 16ft - 18 ft length to attach to a pintle hitch	PJ TRAILERS	CCJ1872BSBK	85	250	750	50	7
<b>EQUIPMENT TRAILER</b> 14,000 GVWR 16' + 2' dovetail, with 24" wide x 60" wide long stand-up ramps with support leg and stand-up bar, spring assisted	PJ TRAILERS	CCJ1872BSBK	85	250	750	50	7
<b>EXCAVATOR - TELEBOOM</b> Track Mtd. SP 0.5 Cyd. D							
<b>EXCAVATOR - TELEBOOM</b> Truck Mtd. SP 0.5 Cyd. D							
<b>EXCAVATOR</b> w/McMillen extreme duty earth auger or similar	JOHN DEERE	160G/AUGER TORQUE	800	2500	6600	100	7
<b>EXCAVATOR</b> Mini-Hyd. Track Mtd. 2,600 lbs. max.	BOBCAT	418	145	435	1305	50	7
<b>EXCAVATOR</b> Mini-Hyd. Track Mtd. 6,500 lbs. max.	JOHN DEERE	26G	190	520	1710	50	7
<b>EXCAVATOR - 1/2 to 3/4 CY bucket, 150 HP</b> Track Width 10' out-to-out	JOHN DEERE	245G	700	2100	5400	100	7
<b>EXCAVATOR - 1/8 Cyd. 30 HP</b> D Track Width 5' out-to-out	JOHN DEERE	35G	245	735	2200	50	7
<b>EXCAVATOR - 1/5 Cyd. 44 HP</b> 11,000 lbs. Track Width 6' out-to-out	JOHN DEERE	50G	295	885	2655	50	7
<b>EXCAVATOR - 1/4 Cyd. 55 HP</b> D 14,000 lbs. Bucket, Track Width 6' out-to-out	JOHN DEERE	60G	345	1110	3300	50	7
<b>EXCAVATOR ATTACHMENT</b> Plate compactor for 15,000-20,000 lb excavator	KENT	K-KHP75TLB	250	850	1950	50	7
<b>EXCAVATOR ATTACHMENT</b> Hydraulic hammer for 15,000-20,000 lb excavator	ATLAS COPCO	ES80	300	925	2250	50	7
<b>EXCAVATOR ATTACHMENT</b> Swivel head with ditching bucket							

**CRFQ 0803 DOT1800000116  
(DOT6618C057)**

Vendor Should Type Price Page Schedule

**Exhibit A Pricing Pages**

Equipment Description	Equipment Offered for Lease/Rental		Lease/Rental Rate of Equipment Without Delivery/ Without Operator			Equipment Delivery Fee	
	Manufacturer's Name	Model/Serial #	\$/Day	\$/Week	\$/Month	1st Mile	Add. Mi.
<b>FLATBED TRUCK</b> 1 Ton minimum with 22 ft. bed length minimum							
<b>FLATLINER</b> - attachment for a skid steer Profilograph and bump grinder in one							
<b>FORKLIFT TRUCK</b> Rough Terrain, 5 - 10 K lb. lift cap.	KOMATSU	FH40-2	350	900	1800	85	7
<b>FORKLIFT TRUCK</b> 6,000 # Load Cap., Min. 63 HP	KOMATSU	AFG30HT-16	150	550	1100	50	7
<b>GENERATOR - TRAILER MOUNTED:</b>	WACKER NEUSON						
30 kw		G-50	150	450	1350	50	7
45 kw							
60 kw		G-70	200	600	1800	50	7
80 kw		G-120	250	750	2250	100	7
100 kw		G-150	270	810	2430	100	7
125 kw		G-160	300	900	2700	100	7
175 kw		G-240	350	1050	3150	100	7
200 kw							
230 kw							
300 kw							
400 kw							
500 kw							
600 kw							
800 kw							
1,000 kw							
2,000 kw							
<b>GRAPPLE ATTACHMENTS</b> for Skid Steer Loaders 72" - 78" attachments	JOHN DEERE	GS72	100	400	1200	50	7
<b>HEATER</b> - Trailer Mounted, Diesel 22 HP, 1,800 rpm, 16 kw, 190 gal fuel cap., HT1010C or similar	WACKER NEUSON	HI-900 GM	1000	2000	6000	1000	7
<b>HAMMER (DELMAG) PILE-D.</b> D8-22							

**CRFQ 0803 DOT1800000116  
(DOT6618C057)**

Vendor Should Type Price Page Schedule

**Exhibit A Pricing Pages**

Equipment Description	Equipment Offered for Lease/Rental		Lease/Rental Rate of Equipment Without Delivery/ Without Operator			Equipment Delivery Fee	
	Manufacturer's Name	Model/Serial #	\$/Day	\$/Week	\$/Month	1st Mile	Add. Mi.
<b>HYDRO-SEEDER</b>							
<b>HYDRO-SEEDER</b> Trk. Mtd. 1,500 - 2,500 Gal.							
<b>JOINT SEALER</b> 3 Cylinder, Tandem Dual 2 Axle, Vat. Cap 200 Gal. Double Boiler Type Tank - opening 16"x24" Maximum Heat Input - Diesel 290,000 BTU Incl. Full Sweep Mixer with 2 horizontal paddles							
<b>LIGHT TOWERS PORT.</b> 4 - 1,000 watt bulbs	WACKER NEUSON	LTN6L	110	225	500	50	7
<b>LOWBOY</b> with two drops in deck height - min 35 T							
<b>MANLIFT SP</b> 40 ft.	JLG	45AJ	350	650	1800	100	7
<b>MANLIFT SP</b> 60 ft.	JLG	600S	400	850	2400	100	7
<b>MANLIFT SP</b> 80 ft.	JLG	800S	600	1400	4000	100	7
<b>MANLIFT SP</b> 125 ft. minimum to 135 ft. maximum	JLG	120S	1200	3500	7000	100	7
<b>MESSAGE SIGN - PROGRAMMABLE</b>							
<b>MORTAR MIXER</b> 6 CF 5 HP G	MULTIQUIP	WMP70PHS	65	195	585	50	5
<b>MOTOR GRADER</b> 35,000-45,000 lbs. class	JOHN DEERE	672	950	2850	8500	100	7
<b>PATCH TRAILER</b> DuraPatcher or similar							
<b>PATCH TRUCK</b> DuraMAXX or similar							

**CRFQ 0803 DOT1800000116  
(DOT6618C057)**

Vendor Should Type Price Page Schedule

**Exhibit A Pricing Pages**

Equipment Description	Equipment Offered for Lease/Rental		Lease/Rental Rate of Equipment Without Delivery/ Without Operator			Equipment Delivery Fee	
	Manufacturer's Name	Model/Serial #	\$/Day	\$/Week	\$/Month	1st Mile	Add. Mi.
<b>PAVER - HOT MIX ASPHALT</b> Rubber-tired Paver							
<b>PAVER - HOT MIX ASPHALT</b> Track Paver							
<b>POLY PATCHER II</b> or simliar Double-boiler type mixer, Trl Mtd.							
<b>PRESSURE WASHER/Hot Water</b> 120° Min, 700-3000 psi Min.	MITM	AC-3500GHH	80	240	720		
<b>RECLAIMER</b> 43,000 lbs min weight, 350 HP, 96" milling head 0 - 18" cutting depth range							
<b>ROCKDRILL - SP</b> Hyd. Excav./Boom Mtd. 3" Holes/20" deep min.							
<b>ROCK HAMMER FOR EXCAVATOR</b> 5000-7000 lbs. class							
<b>ROCK TRUCK - ARTICULATED</b> 20 -30 T	JOHN DEERE	250D	1100	3500	9000	100	7
<b>ROLLER</b> 5 Ton with 2 steel drums	ATLAS COPCO	CC1200VI	250	750	2250	50	7
<b>ROLLER</b> 10-15 Tons with 2 steel drums							
<b>ROLLER</b> 5 - 6 T PNEUTR TOW/Trk. Mtd.	ATLAS COPCO	CA1300D	300	900	2700	100	7
<b>ROLLER</b> 10 T PNEUTR	ATLAS COPC	CA2500D	450	1600	5000	100	7
<b>ROLLER</b> 7-15 T PNEUTR, Articulated							
<b>ROLLER SP</b> PNEUTR - 10K GVW G							
<b>ROLLER SP</b> PNEUTR - 20K GVW G							



**CRFQ 0803 DOT1800000116  
(DOT6618C057)**

Vendor Should Type Price Page Schedule

**Exhibit A Pricing Pages**

Equipment Description	Equipment Offered for Lease/Rental		Lease/Rental Rate of Equipment Without Delivery/ Without Operator			Equipment Delivery Fee	
	Manufacturer's Name	Model/Serial #	\$/Day	\$/Week	\$/Month	1st Mile	Add. Mi.
<b>ROLLER - TRENCH VIB</b> Dual Drum Approx. 10 HP, Approx. 2.5ft W x 8.3 ft L	WACKER NEUSON	RTKX-SC3	150	450	150	50	7
<b>ROLLER - VIB</b> SP 1 Drum 2XL 10 - 15 K GVW D							
<b>ROLLER - VIB</b> SP 1 Drum 2XL 10 - 20 K GVW D							
<b>SAND BLASTER</b> 200 lb. hopper min.	SCHMIDT	3.5CU FT	60	180	300	50	7
<b>SCREENERS, Material</b> Mobile - Diesel							
<b>SHADOW TRUCK w/Attenuator</b> min. 30,000 GVW							
<b>SHOULDER MAINTAINER SP</b> w/G (min. 67 HP) or w/D (min. 46 HP) asphalt or stone width, 1' to 6' and 6" to 12" depth							
<b>SKID STEER - HIGH FLOW</b>	JOHN DEERE	333G	350	1275	3250	85	7
Attachment: Broom		BA72	160	525	1500	50	7
Attachment: Bucket		CA72	10	30	100	50	7
Attachment: Broom Bucket		BR72	150	500	1440	50	7
Attachment: Auger of any diameter		PA30	80	225	675	50	7
Attachment: 1' - 5' Milling Planer		CP30	400	1100	3100	50	7
Attachment: Trencher of any width		TR48B	150	450	1350	50	7
Attachment: Jackhammer - Caterpillar CAT H55D S or equal		HH60	150	450	1350	50	7
Attachment: Concrete Slab Dowel							
<b>SKID STEER - MILLING PLANER</b>	JOHN DEERE	333/GCP30	750	2375	6350	100	7
Attachment: Broom		BA72	160	525	1500	50	7
Attachment: Bucket		CA72	10	30	100	50	7
Attachment: Broom Bucket		BR72	150	500	1440	50	7
Attachment: Auger of any diameter		PA30	150	500	1440	50	7
Attachment: 1' - 5' Milling Planer		CP30	400	1100	3100	50	7
Attachment: Trencher of any width		TR48B	150	450	1350	50	7

**CRFQ 0803 DOT1800000116  
(DOT6618C057)**

**Exhibit A Pricing Pages**

Vendor Should Type Price Page Schedule

Equipment Description	Equipment Offered for Lease/Rental		Lease/Rental Rate of Equipment Without Delivery/ Without Operator			Equipment Delivery Fee	
	Manufacturer's Name	Model/Serial #	\$/Day	\$/Week	\$/Month	1st Mile	Add. Mi.
<b>SPRAY PATCHER</b> Self-contained, Trl Mtd, spray-injection machine Self-supporting, rear mounted tri-fold articulating boom with fully counterweighted arm. Radius: Min 20'-10". Vert.Stroke: 5' - 2' below pavement level.							
<b>STABILIZER (BO-MAG) SP</b> 250 HP min.							
<b>STRAW / MULCH BLOWER</b> Trk. Mtd.	FINN	B70T-41	220	660	2400	50	7
<b>STREET SWEEPER SP</b> 3.0 Cyd. (min.)	LAYMOR	SM400	295	850	2600	50	7
<b>STREET SWEEPER SP</b> 8.0 Cyd. (min.)							
<b>STREET SWEEPER</b> Trlr. Type	LAYMOR	SM300	200	700	2000	50	7
<b>STREET SWEEPER - HYDROSTATIC</b> Elgin Pelican III or similar							
<b>STREET SWEEPER - Towable</b> Self-Propelled	LAYMOR	SM300	200	700	2000	50	7
<b>STREET SWEEPER - Truck-Mounted</b> 4.0 C.Y. Min. hopper cap., water-spray system for dust control Side/curb brooms & rear/center broom, 11,000 lbs - 33,000 lbs							
<b>TAMPER/COMPACTOR - Vibratory</b> 650 min. blows per minute	WACKER NEUSON	WP1550AW	50	150	300	50	7
<b>TRACTOR</b> John Deere 6200 or similar	JOHN DEERE	5100E	400	1200	3600	85	7
Boom Mower Attachment to be used with the above Tractor		TT-17 50 R	450	1650	3600	100	7
Flail Mower Attachment to be used with the above Tractor							
Sicklebar Mower Attachment to be used with the above Tractor							
<b>TRAILER</b> 6 tons with ramps, minimum 18' length, 8.5' width	PJ TRAILERS	CCJ1872BSBK	85	250	750	50	7

**CRFQ 0803 DOT1800000116  
(DOT6618C057)**

Vendor Should Type Price Page Schedule

**Exhibit A Pricing Pages**

Equipment Description	Equipment Offered for Lease/Rental		Lease/Rental Rate of Equipment Without Delivery/ Without Operator			Equipment Delivery Fee	
	Manufacturer's Name	Model/Serial #	\$/Day	\$/Week	\$/Month	1st Mile	Add. Mi.
<b>TRAILER - FLATBED TRI-AXLE</b> 22,500 GVWR, 23 ft. with dove tail, Air Breaks							
<b>TRAILER - FLATBED - Two Axles</b> 20,000# Payload Cap. Min.Width 8.5', Min.Length 24'							
<b>TRAILER - LowBoy</b> 35 - 50 ton - pony motor, self contained hydraulics							
<b>TRAFFIC SIGNALS - PORT</b> 2 Phase Operation D/E							
<b>TREE TRIMMER - Power Mechanical Trimmer - Track</b> Up to 53' Reach - Kwik-Trim Takeuchi TB260 or simliar							
<b>TREE TRIMMER - Telescoping Trimmer Power Train - Track</b> Up to 75' Reach - 24" diameter saw - SkyTrim 75 or similar							
<b>TRENCH BOX</b> Various Sizes - Vendor provide sizes available							
<b>TRENCH PAVER</b> Base Widening Machine							
<b>TRUCK - Heavy Industrial</b> 2 Axle Steel Bed							
<b>TRUCK - Heavy Industrial</b> 3 Axle Steel Bed							
<b>TRUCK - Heavy Industrial</b> 4 Axle Steel Bed							
<b>TRUCK - Heavy Industrial</b> 5 Axle Steel Bed							
<b>TRUCK - Heavy Industrial</b> 2 Axle Aluminum "V" Bed							
<b>TRUCK - Heavy Industrial</b> 3 Axle Aluminum "V" Bed							
<b>TRUCK - Heavy Industrial</b> 4 Axle Aluminum "V" Bed							

**CRFQ 0803 DOT1800000116  
(DOT6618C057)**

Vendor Should Type Price Page Schedule

**Exhibit A Pricing Pages**

Equipment Description	Equipment Offered for Lease/Rental		Lease/Rental Rate of Equipment Without Delivery/ Without Operator			Equipment Delivery Fee	
	Manufacturer's Name	Model/Serial #	\$ /Day	\$ /Week	\$ /Month	1st Mile	Add. Mi.
<b>TRUCK - Heavy Industrial</b> 5 Axle Aluminum "V" Bed							
<b>TRUCK - Water</b> Tanker - min 1500 gallons	Freightliner M2	106 2000 gallon	325	900	2700		
<b>UNDERBRIDGE PLATFORM</b> Trailer Mtd., Hyd. SP Min. 20 ft. horizontal reach							
<b>UNDERBRIDGE PLATFORM</b> Trailer Mtd., Hyd. SP Min. 30 ft. horizontal reach							
<b>UNDERBRIDGE PLATFORM</b> Trailer Mtd., Hyd. SP Min. 40 ft. horizontal reach							
<b>UNDERBRIDGE PLATFORM</b> Trailer Mtd., Hyd. SP Min. 50 ft. horizontal reach							
<b>UNDERBRIDGE PLATFORM</b> Trailer Mtd., Hyd. SP Min. 60 ft. horizontal reach							
<b>UNDERBRIDGE PLATFORM</b> Truck Mtd., Hyd. Min. 23 ft. horizontal reach (driver to be included)							
<b>VACUUM/JETTER SEWER CLEANER</b> Trk. Mtd. 1,000+ gal. debris tank, 30+ gpm 2000+ CFM Vacuum Pump, 2200+ PSI water pump							
<b>VACUUM/SPRAY UNIT</b> Trk. Mtd. min. 1,000 gal. tank min. 60 gpm 4 ft. teleboom w/swivel/rotating hose reel							
<b>VACUUM/STREET SWEEPER</b> Self-Propelled, 4 Cyd., Gas, 5 ft wide path							
<b>VAN - BOX</b> 21,000 or greater							
<b>VIBRATORY ROLLER with Water</b> 4 - 5 ton Steel Double Drum	ATLAS COPCO	CC1200VI	250	750	2250	50	7
<b>VIBRATORY ROLLER with Water</b> 8 - 10 ton Steel Double Drum							



**CRFQ 0803 DOT1800000116  
(DOT6618C057)**

Vendor Should Type Price Page Schedule

**Exhibit A Pricing Pages**

Equipment Description	Equipment Offered for Lease/Rental		Lease/Rental Rate of Equipment Without Delivery/ Without Operator			Equipment Delivery Fee	
	Manufacturer's Name	Model/Serial #	\$/Day	\$/Week	\$/Month	1st Mile	Add. Mi.
<b>WATER PUMPS - 3"</b> w/SUCTION & DISCHARGE HOSES	WACKER NEUSON	WT3A	55	165	495	50	7
<b>WATER PUMPS - 4"</b> w/SUCTION & DISCHARGE HOSES	MULTIQUIP	QP4TH	75	200	600	50	7
<b>WATER PUMPS - 6"</b> w/SUCTION & DISCHARGE HOSES	MULTIQUIP	AP6TB	325	975	2925	50	7
<b>WATER PUMPS - 12"</b> w/SUCTION & DISCHARGE HOSES							
<b>WELDER - PORTABLE</b> 225 AMP min. -- GASOLINE powered	MULTIQUIP	SDW225SSA1	75	225	450	50	7
<b>WELDER - PORTABLE</b> 225 AMP min. -- DIESEL powered	LINCOLN	24094	85	245	550	50	7
<b>WORK PLATFORM SP</b> SL 25' High Platform 1,500# CAP	JLG	260MRT	200	450	1200	50	5
<b>WORK PLATFORM SP</b> SL 35' High Platform 1,500# CAP	JLG	3394RT	250	600	1600	85	7

**CRFQ 0803 DOT1800000116  
(DOT6618C057)**

Vendor Should Type Price Page Schedule

**Exhibit A Pricing Pages**

Equipment Description	Equipment Offered for Lease/Rental		Lease/Rental Rate of Equipment Without Delivery/ Without Operator			Equipment Delivery Fee	
	Manufacturer's Name	Model/Serial #	\$/Day	\$/Week	\$/Month	1st Mile	Add. Mi.
<b>AERIAL BUCKET TRUCK</b> Highway Rated TRK. MTD 50' Reach Min. 43.5' Radius 360 degrees Boom Rotation @ level position							
<b>AERIAL PLATFORM LIFT</b> 80 foot lift minimum							
<b>AERIAL PLATFORM TRUCK</b> Highway Rated TRK. MTD 40' Reach Min. 360 degrees Boom Rotation @ level position							
<b>AERIAL PLATFORM TRUCK</b> Highway Rated TRK. MTD 55' Reach Min. 360 degrees Boom Rotation @ level position							
<b>AERIAL PLATFORM TRUCK</b> Elliott Model G50 or similar							
<b>AERIAL PLATFORM TRUCK</b> Elliott Model L55 or similar							
<b>ARROW BOARDS</b> 4' x 8' panel 15 lamp							
<b>ASPHALT DISTRIBUTOR</b> Trk. Mtd. w/spray bar							
<b>ASPHALT RECYCLER</b> KM T-2 or similar							
<b>ASPHALT RECYCLER</b> Self Loading - Stepp SRM 10x120 or similar							
<b>ASPHALT RECYLING ATTACHMENT</b> Endloader bucket - mounted, asphalt grinder/recycle attachment; min. 185 hp, app. 8,500 lb. wt. capable of grinding and remixing up to 12" deep and 48" wide pavement and base.							

**CRFQ 0803 DOT1800000116  
(DOT6618C057)**

Vendor Should Type Price Page Schedule

**Exhibit A Pricing Pages**

Equipment Description	Equipment Offered for Lease/Rental		Lease/Rental Rate of Equipment Without Delivery/ Without Operator			Equipment Delivery Fee	
	Manufacturer's Name	Model/Serial #	\$ /Day	\$ /Week	\$ /Month	1st Mile	Add. Mi.
<b>ASPHALT RECYLING ATTACHMENT</b> Zipper or similar							
<b>ASPHALT REMOVAL/RECYCLER</b> Benedetti or similar to							
<b>ATTENUATOR - Trailer Mounted</b> must meet NCHRP 350 TL-3							
<b>AUGER</b> Track Mtd.							
<b>AUGER</b> Truck Mtd.							
<b>BACKHOE</b> Crawler Mech./Hyd. 0.75 Cyd. 24,000 lbs. - 28,000 lbs. Working Weight	JOHN DEERE	135G	450	1350	4050	100	7
<b>BACKHOE</b> Crawler Mech./Hyd. 0.75 Cyd. 29,000 lbs. - 35,800 lbs. Working Weight	JOHN DEERE	135G	450	1350	4050	100	7
<b>BACKHOE</b> Crawler Mech./Hyd. 1.00 Cyd. 36,000 lbs. - 40,000 lbs. Working Weight	JOHN DEERE	160G	500	1500	4500	100	7
Attachment: Grapple			50	200	500		
<b>BACKHOE</b> Crawler Mech./Hyd. 1.25 Cyd., 128 - 141 HP 42,700 lbs. - 45,900 lbs. Working Weight	JOHN DEERE	180G	600	1900	5100	100	7
<b>BACKHOE (HY-RAM)</b> Crawler 2,000 ft./lbs. min. 24,400 lbs. - 35,800 lbs. Excavator Size	JOHN DEERE/ATLAS COPCO	135G/EC 100T	775	2325	6900	100	7
<b>BACKHOE (HY-RAM)</b> Crawler 2,000 ft./lbs. min. 36,000 lbs. - 42,900 lbs. Excavator Size	JOHN DEERE/ATLAS COPCO	135G/EC 100T	775	2325	6900	100	7
Attachment: Grapple			50	200	500		

**CRFQ 0803 DOT1800000116  
(DOT6618C057)**

Vendor Should Type Price Page Schedule

**Exhibit A Pricing Pages**

Equipment Description	Equipment Offered for Lease/Rental		Lease/Rental Rate of Equipment Without Delivery/ Without Operator			Equipment Delivery Fee	
	Manufacturer's Name	Model/Serial #	\$/Day	\$/Week	\$/Month	1st Mile	Add. Mi.
<b>BACKHOE (HY-RAM)</b> Crawler 2,000 ft./lbs. min. 43,000 lbs. - 60,000 lbs. Excavator Size	JOHN DEERE/ALLIED	210G/1655	1400	4200	10800	100	7
<b>BACKHOE (HY-RAM)</b> Crawler 2,000 ft./lbs. min. 61,000 lbs. - 80,000 lbs. Excavator Size	JOHN DEERE/ALLIED	250G/1655	1550	6600	14900	100	7
<b>HYRAM ATTACHMENT ONLY</b> 2,000 ft./lbs. min	ATLAS COPCO	EC100T	325	975	2850	50	5
<b>BACKHOE</b> Crawler with a thumb	JOHN DEERE	35G	245	735	2200	50	5
<b>BACKHOE LOADER</b> Rubber Tired 55-85 DHP	JOHN DEERE	310SK	300	850	2400	100	7
<b>BACKHOE LOADER (HY-RAM)</b> Mtd. Hyd. Breaker 55-85 DHP D	JOHN DEERE/ATLAS COPCO	310SK/ES80	600	1775	4650	100	7
<b>BACKHOE LOADER (HO-RAM)</b> Mtd. Air Breaker 1,000 ft./lbs. min.							
<b>BACKHOE LOADER TRACTOR - Compact</b> Rubber Tired 20-30 HP max. height - 83"	JOHN DEERE	3033R	250	750	2000	50	5
<b>BACKHOE LOADER TRACTOR - Mini</b> 25-30 HP Standard Stick 12' Backhoe Bucket - T7 or similar	JOHN DEERE	1025R	150	450	1350	50	5
<b>BASE WIDENER SP</b> Shoulder Stone							
<b>BRUSH CHIPPER - up to 49 hp</b> Cutting size - 12" in diameter.	RAYCO 6"	RC6D25	135	675	2700	50	5
<b>BRUSH CHIPPER - from 50 hp to 85 hp</b> Cutting size - 12" in diameter.	MOWBARK 15"	M15RX	300	1400	5800	50	5
<b>BULLDOZER</b> Crawler GD 65 -75 DHP D	JOHN DEERE	450J	450	900	2700	100	7
<b>BULLDOZER</b> Crawler GD 80 -90 DHP D	JOHN DEERE	650J	600	2000	4800	100	7



**CRFQ 0803 DOT1800000116  
(DOT6618C057)**

Vendor Should Type Price Page Schedule

**Exhibit A Pricing Pages**

Equipment Description	Equipment Offered for Lease/Rental		Lease/Rental Rate of Equipment Without Delivery/ Without Operator			Equipment Delivery Fee	
	Manufacturer's Name	Model/Serial #	\$/Day	\$/Week	\$/Month	1st Mile	Add. Mi.
<b>BULLDOZER</b> Crawler GD 100 -120 DHP D	JOHN DEERE	650K	750	2100	5200	100	7
<b>BULLDOZER</b> Crawler GD 130 -140 DHP D	JOHN DEERE	700K	800	2400	6500	100	7
<b>BULLDOZER</b> Crawler TC 150 - 250 EHP D	JOHN DEERE	750XLT	1000	3000	7500	100	7
<b>BULLDOZER</b> Crawler/Ripper TCP 181 - 250 EHP D	JOHN DEERE	1050K	3000	8000	15000	400	7
<b>BULLDOZER</b> Crawler/Winch TCP 181 - 250 EHP D	JOHN DEERE	850K	1500	4000	9000	100	7
<b>CHIP SPREADER SP</b>							
<b>COLD MILLING - Stabilizer/Recycler</b> BOMAG MPH 364 R-2 or similar							
<b>COLD MILL PLANER</b> Self Loading - 2'							
<b>COLD MILL PLANER</b> Self Loading - 4'							
<b>COMPRESSOR</b> 125 - 160 CFM Portwhl.	SULLIVAN	D185PIZ4	100	300	600	50	7
<b>COMPRESSOR</b> 170 - 210 CFM Portwhl.	SULLIVAN	210	120	360	675	50	7
<b>COMPRESSOR</b> 250 - 300 CFM Portwhl.							
<b>COMPRESSOR</b> 350 - 375 CFM Portwhl.	SULLIVAN	DF375PDJD	225	650	1500	50	7
<b>COMPRESSOR</b> 600 CFM Portwhl.							
<b>COMPRESSOR</b> 700 - 800 CFM Portwhl.	SULLIVAN	DF900PH3CUAF	500	1450	3600	100	7

**CRFQ 0803 DOT1800000116  
(DOT6618C057)**

Vendor Should Type Price Page Schedule

**Exhibit A Pricing Pages**

Equipment Description	Equipment Offered for Lease/Rental		Lease/Rental Rate of Equipment Without Delivery/ Without Operator			Equipment Delivery Fee	
	Manufacturer's Name	Model/Serial #	\$/Day	\$/Week	\$/Month	1st Mile	Add. Mi.
<b>CONCRETE MIXER</b> Trk. Mtd. 6.0 Cyd. <span style="float:right">PULL TYPE</span>	MULTIQUIP	MC65PH45	65	195	585	50	7
<b>CONCRETE SAW</b> Full Depth CAP - 24" Blade	DIAMOND	CC1811HXL-20	150	315	945	50	7
<b>CONCRETE SAW</b> 12 1/2" Maximum Depth of Cut - 30" Blade	DIAMOND	CC6571D-30	350	975	2700	50	7
<b>CONCRETE SAW</b> 15" Maximum Depth of Cut - 36" Blade	DIAMOND	CC6571D-36	350	975	2700	50	7
<b>CRACK SEALING MACHINE</b> Trlr. Mtd. Dbl. Drum, 100 - 125 GLN. D							
<b>CRACK SEALING MACHINE</b> Trl. Mtd. Dbl.-Boiler Type, 250 GLN Diesel with Pump on Demand Features							
<b>CRACK SEALING MACHINE</b> Trl. Mtd. Dbl.-Boiler Type, 250 GLN Diesel with Pump on Demand Features and 53.8 CFM Compressor							
<b>CRACK SEALING MACHINE</b> Trl. Mtd. Dbl.-Boiler Type, 250 GLN Diesel with Pump on Demand Features and 70 CFM Compressor							
<b>CRANE 10 T Hyd.</b> Trk. Mtd. min. 18' Bed							
<b>CRANE 12 - 1/2 T Hyd.</b> Trk. Mtd. min. 18' Bed							
<b>CRANE 14 T Hyd.</b> Trk. Mtd. min. 18' Bed							
<b>CRANE 15 - 25 T</b> Hyd. Rough Terrain							
<b>CRANE 20 - 25 T</b> Cable D Crawler							
<b>CRANE 25 - 30 T</b> Cable, Trk. Mtd. G							

**CRFQ 0803 DOT1800000116  
(DOT6618C057)**

Vendor Should Type Price Page Schedule

**Exhibit A Pricing Pages**

Equipment Description	Equipment Offered for Lease/Rental		Lease/Rental Rate of Equipment Without Delivery/ Without Operator			Equipment Delivery Fee	
	Manufacturer's Name	Model/Serial #	\$/Day	\$/Week	\$/Month	1st Mile	Add. Mi.
CRANE 30 T Hyd.							
CRANE 35 T Hyd.							
CRANE 40 T Hyd.							
CRANE 50 T Hyd.							
CRANE 15 - 20 T Truck Mounted Boom							
CRANE 21 - 25 T Truck Mounted Boom							
<b>CULVERT CLEANER</b> Trk. Mtd. min. 1,500 gal. tank , 1,400 PSI min.							
<b>CULVERT CLEANER</b> Trk. Mtd. 65 - 80 GPM 2,000 PSI min.							
<b>CULVERT CLEANER - radio remote controlled</b> Microtraxx or Similar 42"Wx42"Hx120"L, 1550# Lift cap, 1/3 CU Yd Cap., 7.5 PSI, 360° Swing Rotation, to clean 48" to 60" round culverts							
<b>CULVERT CLEANER - radio remote controlled</b> Microtraxx or Similar 32"Wx34"Hx134"L, 1500# Lift cap, 1/4 CU Yd Cap., 5.5 PSI, to clean 36" to 48" round culverts							
<b>DITCH WITCH</b>							
<b>EQUIPMENT TRAILER</b> 10,000 lbs or less, tilt style deck 16ft - 18 ft length to attach to a pintle hitch	QUALITY	MINI T	40	120	360	50	5

**CRFQ 0803 DOT1800000116  
(DOT6618C057)**

Vendor Should Type Price Page Schedule

**Exhibit A Pricing Pages**

Equipment Description	Equipment Offered for Lease/Rental		Lease/Rental Rate of Equipment Without Delivery/ Without Operator			Equipment Delivery Fee	
	Manufacturer's Name	Model/Serial #	\$/Day	\$/Week	\$/Month	1st Mile	Add. Mi.
<b>EQUIPMENT TRAILER</b> 12,000 lbs - 14,000 lbs, tilt style deck 16ft - 18 ft length to attach to a pintle hitch	PJ TRAILERS	CCJ1872BSBK	85	250	750	50	7
<b>EQUIPMENT TRAILER</b> 14,000 GVWR 16' + 2' dovetail, with 24" wide x 60" wide long stand-up ramps with support leg and stand-up bar, spring assisted	PJ TRAILERS	CCJ1872BSBK	85	250	750	50	7
<b>EXCAVATOR - TELEBOOM</b> Track Mtd. SP 0.5 Cyd. D							
<b>EXCAVATOR - TELEBOOM</b> Truck Mtd. SP 0.5 Cyd. D							
<b>EXCAVATOR</b> w/McMillen extreme duty earth auger or similar	JOHN DEERE	160GAUGER TORQUE	800	2500	6600	100	7
<b>EXCAVATOR</b> Mini-Hyd. Track Mtd. 2,600 lbs. max.	BOBCAT	418	145	435	1305	50	7
<b>EXCAVATOR</b> Mini-Hyd. Track Mtd. 6,500 lbs. max.	JOHN DEERE	26G	190	520	1710	50	7
<b>EXCAVATOR - 1/2 to 3/4 CY bucket, 150 HP</b> Track Width 10' out-to-out	JOHN DEERE	245G	700	2100	5400	100	7
<b>EXCAVATOR - 1/8 Cyd. 30 HP</b> D Track Width 5' out-to-out	JOHN DEERE	35G	245	735	2200	50	7
<b>EXCAVATOR - 1/5 Cyd. 44 HP</b> 11,000 lbs. Track Width 6' out-to-out	JOHN DEERE	50G	295	885	2655	50	7
<b>EXCAVATOR - 1/4 Cyd. 55 HP</b> D 14,000 lbs. Bucket, Track Width 6' out-to-out	JOHN DEERE	60G	345	1110	3300	50	7
<b>EXCAVATOR ATTACHMENT</b> Plate compactor for 15,000-20,000 lb excavator	KENT	K-KHP75TLB	250	850	1950	50	7
<b>EXCAVATOR ATTACHMENT</b> Hydraulic hammer for 15,000-20,000 lb excavator	ATLAS COPCO	ES80	300	925	2250	50	7
<b>EXCAVATOR ATTACHMENT</b> Swivel head with ditching bucket							



**CRFQ 0803 DOT1800000116  
(DOT6618C057)**

Vendor Should Type Price Page Schedule

**Exhibit A Pricing Pages**

Equipment Description	Equipment Offered for Lease/Rental		Lease/Rental Rate of Equipment Without Delivery/ Without Operator			Equipment Delivery Fee	
	Manufacturer's Name	Model/Serial #	\$/Day	\$/Week	\$/Month	1st Mile	Add. Mi.
<b>FLATBED TRUCK</b> 1 Ton minimum with 22 ft. bed length minimum							
<b>FLATLINER</b> - attachment for a skid steer Profilograph and bump grinder in one							
<b>FORKLIFT TRUCK</b> Rough Terrain, 5 - 10 K lb. lift cap.	KOMATSU	FH40-2	350	900	1800	85	7
<b>FORKLIFT TRUCK</b> 6,000 # Load Cap., Min. 63 HP	KOMATSU	AFG30HT-16	150	550	1100	50	7
<b>GENERATOR - TRAILER MOUNTED:</b>	WACKER NEUSON						
30 kw		G-50	150	450	1350	50	7
45 kw							
60 kw		G-70	200	600	1800	50	7
80 kw		G-120	250	750	2250	100	7
100 kw		G-150	270	810	2430	100	7
125 kw		G-160	300	900	2700	100	7
175 kw		G-240	350	1050	3150	100	7
200 kw							
230 kw							
300 kw							
400 kw							
500 kw							
600 kw							
800 kw							
1,000 kw							
2,000 kw							
<b>GRAPPLE ATTACHMENTS</b> for Skid Steer Loaders 72" - 78" attachments	JOHN DEERE	GS72	100	400	1200	50	7
<b>HEATER</b> - Trailer Mounted, Diesel 22 HP, 1,800 rpm, 16 kw, 190 gal fuel cap., HT1010C or similar	WACKER NEUSON	HI-900 GM	1000	2000	6000	1000	7
<b>HAMMER (DELMAG) PILE-D.</b> D8-22							

**CRFQ 0803 DOT1800000116  
(DOT6618C057)**

Vendor Should Type Price Page Schedule

**Exhibit A Pricing Pages**

Equipment Description	Equipment Offered for Lease/Rental		Lease/Rental Rate of Equipment Without Delivery/ Without Operator			Equipment Delivery Fee	
	Manufacturer's Name	Model/Serial #	\$/Day	\$/Week	\$/Month	1st Mile	Add. Mi.
<b>HYDRO-SEEDER</b>							
<b>HYDRO-SEEDER</b> Trk. Mtd. 1,500 - 2,500 Gal.							
<b>JOINT SEALER</b> 3 Cylinder, Tandem Dual 2 Axle, Vat. Cap 200 Gal. Double Boiler Type Tank - opening 16"x24" Maximum Heat Input - Diesel 290,000 BTU Incl. Full Sweep Mixer with 2 horizontal paddles							
<b>LIGHT TOWERS PORT.</b> 4 - 1,000 watt bulbs	WACKER NEUSON	LTN6L	110	225	500	50	7
<b>LOWBOY</b> with two drops in deck height - min 35 T							
<b>MANLIFT SP</b> 40 ft.	JLG	45AJ	350	650	1800	100	7
<b>MANLIFT SP</b> 60 ft.	JLG	600S	400	850	2400	100	7
<b>MANLIFT SP</b> 80 ft.	JLG	800S	600	1400	4000	100	7
<b>MANLIFT SP</b> 125 ft. minimum to 135 ft. maximum	JLG	120S	1200	3500	7000	100	7
<b>MESSAGE SIGN - PROGRAMMABLE</b>							
<b>MORTAR MIXER</b> 6 CF 5 HP G	MULTIQUIP	WMP70PHS	65	195	585	50	5
<b>MOTOR GRADER</b> 35,000-45,000 lbs. class	JOHN DEERE	672	950	2850	8500	100	7
<b>PATCH TRAILER</b> DuraPatcher or similar							
<b>PATCH TRUCK</b> DuraMAXX or similar							

**CRFQ 0803 DOT1800000116  
(DOT6618C057)**

Vendor Should Type Price Page Schedule

**Exhibit A Pricing Pages**

Equipment Description	Equipment Offered for Lease/Rental		Lease/Rental Rate of Equipment Without Delivery/ Without Operator			Equipment Delivery Fee	
	Manufacturer's Name	Model/Serial #	\$/Day	\$/Week	\$/Month	1st Mile	Add. Mi.
<b>PAVER - HOT MIX ASPHALT</b> Rubber-tired Paver							
<b>PAVER - HOT MIX ASPHALT</b> Track Paver							
<b>POLY PATCHER II</b> or simliar Double-boiler type mixer, Trl Mtd.							
<b>PRESSURE WASHER/Hot Water</b> 120° Min, 700-3000 psi Min.	MITM	AC-3500GHH	80	240	720		
<b>RECLAIMER</b> 43,000 lbs min weight, 350 HP, 96" milling head 0 - 18" cutting depth range							
<b>ROCKDRILL - SP</b> Hyd. Excav./Boom Mtd. 3" Holes/20" deep min.							
<b>ROCK HAMMER FOR EXCAVATOR</b> 5000-7000 lbs. class							
<b>ROCK TRUCK - ARTICULATED</b> 20 -30 T	JOHN DEERE	250D	1100	3500	9000	100	7
<b>ROLLER</b> 5 Ton with 2 steel drums	ATLAS COPCO	CC1200VI	250	750	2250	50	7
<b>ROLLER</b> 10-15 Tons with 2 steel drums							
<b>ROLLER</b> 5 - 6 T PNEUTR TOW/Trk. Mtd.	ATLAS COPCO	CA1300D	300	900	2700	100	7
<b>ROLLER</b> 10 T PNEUTR	ATLAS COPC	CA2500D	450	1600	5000	100	7
<b>ROLLER</b> 7-15 T PNEUTR, Articulated							
<b>ROLLER SP</b> PNEUTR - 10K GVW G							
<b>ROLLER SP</b> PNEUTR - 20K GVW G							

**CRFQ 0803 DOT1800000116  
(DOT6618C057)**

**Exhibit A Pricing Pages**

Vendor Should Type Price Page Schedule

Equipment Description	Equipment Offered for Lease/Rental		Lease/Rental Rate of Equipment Without Delivery/ Without Operator			Equipment Delivery Fee							
	Manufacturer's Name	Model/Serial #	\$/Day	\$/Week	\$/Month	1st Mile	Add. Mi.						
<b>ROLLER - TRENCH VIB</b> Dual Drum Approx. 10 HP, Appox. 2.5ft W x 8.3 ft L	WACKER NEUSON	RTKX-SC3	150	450	150	50	7						
<b>ROLLER - VIB</b> SP 1 Drum 2XL 10 - 15 K GVW D													
<b>ROLLER - VIB</b> SP 1 Drum 2XL 10 - 20 K GVW D													
<b>SAND BLASTER</b> 200 lb. hopper min.	SCHMIDT	3.5CU FT	60	180	300	50	7						
<b>SCREENERS, Material</b> Mobile - Diesel													
<b>SHADOW TRUCK w/Attenuator</b> min. 30,000 GVW													
<b>SHOULDER MAINTAINER SP</b> w/G (min. 67 HP) or w/D (min. 46 HP) asphalt or stone width, 1' to 6' and 6" to 12" depth													
<b>SKID STEER - HIGH FLOW</b>	JOHN DEERE	333G	350	1275	3250	85	7						
Attachment: Broom													
Attachment: Bucket								BA72	160	525	1500	50	7
Attachment: Broom Bucket								CA72	10	30	100	50	7
Attachment: Auger of any diameter								BR72	150	500	1440	50	7
Attachment: 1' - 5' Milling Planer								PA30	80	225	675	50	7
Attachment: Trencher of any width								CP30	400	1100	3100	50	7
Attachment: Jackhammer - Caterpillar CAT H55D S or equal								TR48B	150	450	1350	50	7
Attachment: Concrete Slab Dowel								HH60	150	450	1350	50	7
<b>SKID STEER - MILLING PLANER</b>								JOHN DEERE	333/GCP30	750	2375	6350	100
Attachment: Broom													
Attachment: Bucket	BA72	160	525	1500	50	7							
Attachment: Broom Bucket	CA72	10	30	100	50	7							
Attachment: Auger of any diameter	BR72	150	500	1440	50	7							
Attachment: 1' - 5' Milling Planer	PA30	150	500	1440	50	7							
Attachment: Trencher of any width	CP30	400	1100	3100	50	7							
		TR48B	150	450	1350	50	7						



**CRFQ 0803 DOT1800000116  
(DOT6618C057)**

Vendor Should Type Price Page Schedule

**Exhibit A Pricing Pages**

Equipment Description	Equipment Offered for Lease/Rental		Lease/Rental Rate of Equipment Without Delivery/ Without Operator			Equipment Delivery Fee	
	Manufacturer's Name	Model/Serial #	\$/Day	\$/Week	\$/Month	1st Mile	Add. Mi.
<b>SPRAY PATCHER</b> Self-contained, Trl Mtd, spray-injection machine Self-supporting, rear mounted tri-fold articulating boom with fully counterweighted arm. Radius: Min 20'-10". Vert.Stroke: 5' - 2' below pavement level.							
<b>STABILIZER (BO-MAG) SP</b> 250 HP min.							
<b>STRAW / MULCH BLOWER</b> Trk. Mtd.	FINN	B70T-41	220	660	2400	50	7
<b>STREET SWEEPER SP</b> 3.0 Cyd. (min.)	LAYMOR	SM400	295	850	2600	50	7
<b>STREET SWEEPER SP</b> 8.0 Cyd. (min.)							
<b>STREET SWEEPER</b> Trlr. Type	LAYMOR	SM300	200	700	2000	50	7
<b>STREET SWEEPER - HYDROSTATIC</b> Elgin Pelican III or similar							
<b>STREET SWEEPER - Towable</b> Self-Propelled	LAYMOR	SM300	200	700	2000	50	7
<b>STREET SWEEPER - Truck-Mounted</b> 4.0 C.Y. Min. hopper cap., water-spray system for dust control Side/curb brooms & rear/center broom, 11,000 lbs - 33,000 lbs							
<b>TAMPER/COMPACTOR - Vibratory</b> 650 min. blows per minute	WACKER NEUSON	WP1550AW	50	150	300	50	7
<b>TRACTOR</b> John Deere 6200 or similar	JOHN DEERE	5100E	400	1200	3600	85	7
Boom Mower Attachment to be used with the above Tractor		TT-17 50 R	450	1650	3600	100	7
Flail Mower Attqachment to be used with the above Tractor							
Sicklebar Mower Attachment to be used with the above Tractor							
<b>TRAILER</b> 6 tons with ramps, minimum 18' length, 8.5' width	PJ TRAILERS	CCJ1872BSBK	85	250	750	50	7

**CRFQ 0803 DOT1800000116  
(DOT6618C057)**

Vendor Should Type Price Page Schedule

**Exhibit A Pricing Pages**

Equipment Description	Equipment Offered for Lease/Rental		Lease/Rental Rate of Equipment Without Delivery/ Without Operator			Equipment Delivery Fee	
	Manufacturer's Name	Model/Serial #	\$/Day	\$/Week	\$/Month	1st Mile	Add. Mi.
<b>TRAILER - FLATBED TRI-AXLE</b> 22,500 GVWR, 23 ft. with dove tail, Air Breaks							
<b>TRAILER - FLATBED - Two Axles</b> 20,000# Payload Cap. Min.Width 8.5', Min.Length 24'							
<b>TRAILER - LowBoy</b> 35 - 50 ton - pony motor, self contained hydraulics							
<b>TRAFFIC SIGNALS - PORT</b> 2 Phase Operation D/E							
<b>TREE TRIMMER - Power Mechanical Trimmer - Track</b> Up to 53' Reach - Kwik-Trim Takeuchi TB260 or simliar							
<b>TREE TRIMMER - Telescoping Trimmer Power Train - Track</b> Up to 75' Reach - 24" diameter saw - SkyTrim 75 or similar							
<b>TRENCH BOX</b> Various Sizes - Vendor provide sizes available							
<b>TRENCH PAVER</b> Base Widening Machine							
<b>TRUCK - Heavy Industrial</b> 2 Axle Steel Bed							
<b>TRUCK - Heavy Industrial</b> 3 Axle Steel Bed							
<b>TRUCK - Heavy Industrial</b> 4 Axle Steel Bed							
<b>TRUCK - Heavy Industrial</b> 5 Axle Steel Bed							
<b>TRUCK - Heavy Industrial</b> 2 Axle Aluminum "V" Bed							
<b>TRUCK - Heavy Industrial</b> 3 Axle Aluminum "V" Bed							
<b>TRUCK - Heavy Industrial</b> 4 Axle Aluminum "V" Bed							

**CRFQ 0803 DOT1800000116  
(DOT6618C057)**

Vendor Should Type Price Page Schedule

**Exhibit A Pricing Pages**

Equipment Description	Equipment Offered for Lease/Rental		Lease/Rental Rate of Equipment Without Delivery/ Without Operator			Equipment Delivery Fee	
	Manufacturer's Name	Model/Serial #	\$/Day	\$/Week	\$/Month	1st Mile	Add. Mi.
<b>TRUCK - Heavy Industrial</b> 5 Axle Aluminum "V" Bed							
<b>TRUCK - Water</b> Tanker - min 1500 gallons	Freightliner	M2 106 2000 gallon	325	900	2700		
<b>UNDERBRIDGE PLATFORM</b> Trailer Mtd., Hyd. SP Min. 20 ft. horizontal reach							
<b>UNDERBRIDGE PLATFORM</b> Trailer Mtd., Hyd. SP Min. 30 ft. horizontal reach							
<b>UNDERBRIDGE PLATFORM</b> Trailer Mtd., Hyd. SP Min. 40 ft. horizontal reach							
<b>UNDERBRIDGE PLATFORM</b> Trailer Mtd., Hyd. SP Min. 50 ft. horizontal reach							
<b>UNDERBRIDGE PLATFORM</b> Trailer Mtd., Hyd. SP Min. 60 ft. horizontal reach							
<b>UNDERBRIDGE PLATFORM</b> Truck Mtd., Hyd. Min. 23 ft. horizontal reach (driver to be included)							
<b>VACUUM/JETTER SEWER CLEANER</b> Trk. Mtd. 1,000+ gal. debris tank, 30+ gpm 2000+ CFM Vacuum Pump, 2200+ PSI water pump							
<b>VACUUM/SPRAY UNIT</b> Trk. Mtd. min. 1,000 gal. tank min. 60 gpm 4 ft. teleboom w/swivel/rotating hose reel							
<b>VACUUM/STREET SWEEPER</b> Self-Propelled, 4 Cyd., Gas, 5 ft wide path							
<b>VAN - BOX</b> 21,000 or greater							
<b>VIBRATORY ROLLER with Water</b> 4 - 5 ton Steel Double Drum	ATLAS COPCO	CC1200VI	250	750	2250	50	7
<b>VIBRATORY ROLLER with Water</b> 8 - 10 ton Steel Double Drum							

**CRFQ 0803 DOT1800000116  
(DOT6618C057)**

Vendor Should Type Price Page Schedule

**Exhibit A Pricing Pages**

Equipment Description	Equipment Offered for Lease/Rental		Lease/Rental Rate of Equipment Without Delivery/ Without Operator			Equipment Delivery Fee	
	Manufacturer's Name	Model/Serial #	\$/Day	\$/Week	\$/Month	1st Mile	Add. Mi.
<b>WATER PUMPS - 3"</b> w/SUCTION & DISCHARGE HOSES	WACKER NEUSON	WT3A	55	165	495	50	7
<b>WATER PUMPS - 4"</b> w/SUCTION & DISCHARGE HOSES	MULTIQUIP	QP4TH	75	200	600	50	7
<b>WATER PUMPS - 6"</b> w/SUCTION & DISCHARGE HOSES	MULTIQUIP	AP6TB	325	975	2925	50	7
<b>WATER PUMPS - 12"</b> w/SUCTION & DISCHARGE HOSES							
<b>WELDER - PORTABLE</b> 225 AMP min. -- GASOLINE powered	MULTIQUIP	SDW225SSA1	75	225	450	50	7
<b>WELDER - PORTABLE</b> 225 AMP min. -- DIESEL powered	LINCOLN	24094	85	245	550	50	7
<b>WORK PLATFORM SP</b> SL 25' High Platform 1,500# CAP	JLG	260MRT	200	450	1200	50	5
<b>WORK PLATFORM SP</b> SL 35' High Platform 1,500# CAP	JLG	3394RT	250	600	1600	85	7



STATE OF WEST VIRGINIA  
Purchasing Division

# PURCHASING AFFIDAVIT

**CONSTRUCTION CONTRACTS:** Under W. Va. Code § 5-22-1(i), the contracting public entity shall not award a construction contract to any bidder that is known to be in default on any monetary obligation owed to the state or a political subdivision of the state, including, but not limited to, obligations related to payroll taxes, property taxes, sales and use taxes, fire service fees, or other fines or fees.

**ALL CONTRACTS:** Under W. Va. Code §5A-3-10a, no contract or renewal of any contract may be awarded by the state or any of its political subdivisions to any vendor or prospective vendor when the vendor or prospective vendor or a related party to the vendor or prospective vendor is a debtor and: (1) the debt owed is an amount greater than one thousand dollars in the aggregate; or (2) the debtor is in employer default.

**EXCEPTION:** The prohibition listed above does not apply where a vendor has contested any tax administered pursuant to chapter eleven of the W. Va. Code, workers' compensation premium, permit fee or environmental fee or assessment and the matter has not become final or where the vendor has entered into a payment plan or agreement and the vendor is not in default of any of the provisions of such plan or agreement.

**DEFINITIONS:**

**"Debt"** means any assessment, premium, penalty, fine, tax or other amount of money owed to the state or any of its political subdivisions because of a judgment, fine, permit violation, license assessment, defaulted workers' compensation premium, penalty or other assessment presently delinquent or due and required to be paid to the state or any of its political subdivisions, including any interest or additional penalties accrued thereon.

**"Employer default"** means having an outstanding balance or liability to the old fund or to the uninsured employers' fund or being in policy default, as defined in W. Va. Code § 23-2c-2, failure to maintain mandatory workers' compensation coverage, or failure to fully meet its obligations as a workers' compensation self-insured employer. An employer is not in employer default if it has entered into a repayment agreement with the Insurance Commissioner and remains in compliance with the obligations under the repayment agreement.

**"Related party"** means a party, whether an individual, corporation, partnership, association, limited liability company or any other form or business association or other entity whatsoever, related to any vendor by blood, marriage, ownership or contract through which the party has a relationship of ownership or other interest with the vendor so that the party will actually or by effect receive or control a portion of the benefit, profit or other consideration from performance of a vendor contract with the party receiving an amount that meets or exceeds five percent of the total contract amount.

**AFFIRMATION:** By signing this form, the vendor's authorized signer affirms and acknowledges under penalty of law for false swearing (W. Va. Code §61-5-3) that: (1) for construction contracts, the vendor is not in default on any monetary obligation owed to the state or a political subdivision of the state, and (2) for all other contracts, that neither vendor nor any related party owe a debt as defined above and that neither vendor nor any related party are in employer default as defined above, unless the debt or employer default is permitted under the exception above.

**WITNESS THE FOLLOWING SIGNATURE:**

Vendor's Name: BRIDGEPORT EQUIPMENT AND TOOLS

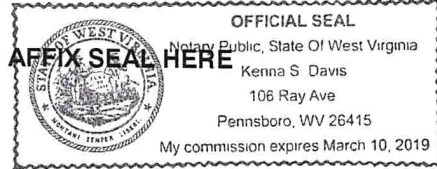
Authorized Signature: *Ronald A Gardner* Date: JULY 10, 2018

State of WV

County of Ritchie, to-wit:

Taken, subscribed, and sworn to before me this 10 day of July, 2018

My Commission expires 3-10, 202019



NOTARY PUBLIC *Kenna S Davis*  
*Purchasing Affidavit (Revised 01/19/2018)*