



Purchasing Division  
 2019 Washington Street East  
 Post Office Box 50130  
 Charleston, WV 25305-0130

State of West Virginia  
 Request for Quotation  
 12 – Equip. Rental

Proc Folder: 455828

Doc Description: EQUIPMENT LEASE/RENTAL WITHOUT OPERATOR

Proc Type: Central Master Agreement

Date Issued	Solicitation Closes	Solicitation No	Version
2018-06-26	2018-07-11 13:30:00	CRFQ 0803 DOT1800000116	1

**BID RECEIVING LOCATION**

BID CLERK  
 DEPARTMENT OF ADMINISTRATION  
 PURCHASING DIVISION  
 2019 WASHINGTON ST E  
 CHARLESTON WV 25305  
 US


**VENDOR**

Vendor Name, Address and Telephone Number:  
 STATE EQUIPMENT, INC.  
 560 NEW GOFF MOUNTAIN RD.  
 CROSS LANES, WV 25313  
 (304)776-4405

07/10/18 10:10:46  
 WV Purchasing Division

**FOR INFORMATION CONTACT THE BUYER**

Mark A Atkins  
 (304) 558-2307  
 mark.a.atkins@wv.gov

Signature  FEIN # 55065298 DATE 7/9/18

All offers subject to all terms and conditions contained in this solicitation

**ADDITIONAL INFORMATION:**

The West Virginia Purchasing Division is soliciting bids on behalf of the West Virginia Division of Highways (WVDOH), to establish an open-end contract to provide Equipment for Lease/Rental without Operator for use at West Virginia Division of Highways' locations throughout the State of West Virginia, per attached documents.

INVOICE TO		SHIP TO	
VARIOUS AGENCY LOCATIONS AS INDICATED BY ORDER		STATE OF WEST VIRGINIA VARIOUS LOCATIONS AS INDICATED BY ORDER	
No City	WV99999	No City	WV 99999
US		US	

Line	Comm Ln Desc	Qty	Unit Issue	Unit Price	Total Price
1	Vendor shall use Exhibit_A Pricing Pages for bid pricing.	0.00000	EA	SEE ATTACHED PRICING	

Comm Code	Manufacturer	Specification	Model #
72141702		SEE ATTACHED PRICING	

**Extended Description :**

EQUIPMENT LEASE/RENTAL WITHOUT OPERATOR:

Note: Vendor shall use Exhibit\_A Pricing Pages for bid pricing and Exhibit\_B Information Attachment Form.


If vendor is submitting a bid online, Vendor should enter \$0.00 in the Oasis commodity line.

Vendor shall enter pricing into the Exhibit\_A Pricing Page and complete the Exhibit\_B Information Attachment Form and attach with bid. See section 18 of Instructions to Bidders.


**SCHEDULE OF EVENTS**

<u>Line</u>	<u>Event</u>	<u>Event Date</u>
1	Technical Questions due by 2:00pm EDT:	2018-06-29

**DESIGNATED CONTACT:** Vendor appoints the individual identified in this Section as the Contract Administrator and the initial point of contact for matters relating to this Contract.

  
\_\_\_\_\_  
(Name, Title)  
EDDIE ROWAN, JR.  
\_\_\_\_\_  
(Printed Name and Title)  
560 NEW GOFF MOUNTAIN ROAD CROSS LANES, WV 25313  
\_\_\_\_\_  
(Address)  
(304)776-4405 (304)776-4409  
\_\_\_\_\_  
(Phone Number) / (Fax Number)  
EDDIE@STATEEQUIPMENT.COM  
\_\_\_\_\_  
(email address)

**CERTIFICATION AND SIGNATURE:** By signing below, or submitting documentation through wvOASIS, I certify that I have reviewed this Solicitation in its entirety; that I understand the requirements, terms and conditions, and other information contained herein; that this bid, offer or proposal constitutes an offer to the State that cannot be unilaterally withdrawn; that the product or service proposed meets the mandatory requirements contained in the Solicitation for that product or service, unless otherwise stated herein; that the Vendor accepts the terms and conditions contained in the Solicitation, unless otherwise stated herein; that I am submitting this bid, offer or proposal for review and consideration; that I am authorized by the vendor to execute and submit this bid, offer, or proposal, or any documents related thereto on vendor's behalf; that I am authorized to bind the vendor in a contractual relationship; and that to the best of my knowledge, the vendor has properly registered with any State agency that may require registration.

STATE EQUIPMENT, INC.  
\_\_\_\_\_  
(Company)  
  
\_\_\_\_\_  
(Authorized Signature) (Representative Name, Title)

EDDIE ROWAN, JR.  
\_\_\_\_\_  
(Printed Name and Title of Authorized Representative)

7/9/18  
\_\_\_\_\_  
(Date)

(304)776-4405 (304)776-4409  
\_\_\_\_\_  
(Phone Number) (Fax Number)

**REQUEST FOR QUOTATION  
CRFQ 0803 DOT1800000116  
(DOT6618C057)  
Equipment Lease/Rental WITHOUT Operator**

---

- 8.8 Contract Manager:** During its performance of this Contract, the Vendor must designate and maintain a primary Contract Manager responsible for overseeing Vendor's responsibilities under this Contract. The Contract Manager must be available during normal business hours to address any customer service or other issues related to this Contract. Vendor should list its Contract Manager and his or her contact information below:

**Contract Manager:** EDDIE ROWAN, JR  
**Telephone Number:** (304)776-4405  
**Fax Number:** (304)776-4409  
**Email Address:** EDDIE@STATEEQUIPMENT.COM

STATE OF WEST VIRGINIA  
Purchasing Division

# PURCHASING AFFIDAVIT

**CONSTRUCTION CONTRACTS:** Under W. Va. Code § 5-22-1(i), the contracting public entity shall not award a construction contract to any bidder that is known to be in default on any monetary obligation owed to the state or a political subdivision of the state, including, but not limited to, obligations related to payroll taxes, property taxes, sales and use taxes, fire service fees, or other fines or fees.

**ALL CONTRACTS:** Under W. Va. Code §5A-3-10a, no contract or renewal of any contract may be awarded by the state or any of its political subdivisions to any vendor or prospective vendor when the vendor or prospective vendor or a related party to the vendor or prospective vendor is a debtor and: (1) the debt owed is an amount greater than one thousand dollars in the aggregate; or (2) the debtor is in employer default.

**EXCEPTION:** The prohibition listed above does not apply where a vendor has contested any tax administered pursuant to chapter eleven of the W. Va. Code, workers' compensation premium, permit fee or environmental fee or assessment and the matter has not become final or where the vendor has entered into a payment plan or agreement and the vendor is not in default of any of the provisions of such plan or agreement.

**DEFINITIONS:**

**"Debt"** means any assessment, premium, penalty, fine, tax or other amount of money owed to the state or any of its political subdivisions because of a judgment, fine, permit violation, license assessment, defaulted workers' compensation premium, penalty or other assessment presently delinquent or due and required to be paid to the state or any of its political subdivisions, including any interest or additional penalties accrued thereon.

**"Employer default"** means having an outstanding balance or liability to the old fund or to the uninsured employers' fund or being in policy default, as defined in W. Va. Code § 23-2c-2, failure to maintain mandatory workers' compensation coverage, or failure to fully meet its obligations as a workers' compensation self-insured employer. An employer is not in employer default if it has entered into a repayment agreement with the Insurance Commissioner and remains in compliance with the obligations under the repayment agreement.

**"Related party"** means a party, whether an individual, corporation, partnership, association, limited liability company or any other form or business association or other entity whatsoever, related to any vendor by blood, marriage, ownership or contract through which the party has a relationship of ownership or other interest with the vendor so that the party will actually or by effect receive or control a portion of the benefit, profit or other consideration from performance of a vendor contract with the party receiving an amount that meets or exceeds five percent of the total contract amount.

**AFFIRMATION:** By signing this form, the vendor's authorized signer affirms and acknowledges under penalty of law for false swearing (W. Va. Code §61-5-3) that: (1) for construction contracts, the vendor is not in default on any monetary obligation owed to the state or a political subdivision of the state, and (2) for all other contracts, that neither vendor nor any related party owe a debt as defined above and that neither vendor nor any related party are in employer default as defined above, unless the debt or employer default is permitted under the exception above.

**WITNESS THE FOLLOWING SIGNATURE:**

Vendor's Name: STATE EQUIPMENT, INC.

Authorized Signature: \_\_\_\_\_

Date: 7/9/18


State of WEST VIRGINIA

County of KANAWHA, to-wit:

Taken, subscribed, and sworn to before me this 9<sup>th</sup> day of July, 2018.

My Commission expires March 27, 2021.

AFFIX SEAL



NOTARY PUBLIC

Marie Eiler

## West Virginia Ethics Commission



### Disclosure of Interested Parties to Contracts

Pursuant to *W. Va. Code* § 6D-1-2, a state agency may not enter into a contract, or a series of related contracts, that has/have an actual or estimated value of \$1 million or more until the business entity submits to the contracting state agency a Disclosure of Interested Parties to the applicable contract. In addition, the business entity awarded a contract is obligated to submit a supplemental Disclosure of Interested Parties reflecting any new or differing interested parties to the contract within 30 days following the completion or termination of the applicable contract.

For purposes of complying with these requirements, the following definitions apply:

*"Business entity"* means any entity recognized by law through which business is conducted, including a sole proprietorship, partnership or corporation, but does not include publicly traded companies listed on a national or international stock exchange.

*"Interested party"* or *"Interested parties"* means:

- (1) A business entity performing work or service pursuant to, or in furtherance of, the applicable contract, including specifically sub-contractors;
- (2) the person(s) who have an ownership interest equal to or greater than 25% in the business entity performing work or service pursuant to, or in furtherance of, the applicable contract. (This subdivision does not apply to a publicly traded company); and
- (3) the person or business entity, if any, that served as a compensated broker or intermediary to actively facilitate the applicable contract or negotiated the terms of the applicable contract with the state agency. (This subdivision does not apply to persons or business entities performing legal services related to the negotiation or drafting of the applicable contract.)

*"State agency"* means a board, commission, office, department or other agency in the executive, judicial or legislative branch of state government, including publicly funded institutions of higher education: Provided, that for purposes of *W. Va. Code* § 6D-1-2, the West Virginia Investment Management Board shall not be deemed a state agency nor subject to the requirements of that provision.

The contracting business entity must complete this form and submit it to the contracting state agency prior to contract award and to complete another form within 30 days of contract completion or termination.

*This form was created by the State of West Virginia Ethics Commission, 210 Brooks Street, Suite 300, Charleston, WV 25301-1804. Telephone: (304)558-0664; fax: (304)558-2169; e-mail: [ethics@wv.gov](mailto:ethics@wv.gov); website: [www.ethics.wv.gov](http://www.ethics.wv.gov).*

West Virginia Ethics Commission  
**Disclosure of Interested Parties to Contracts**

(Required by W. Va. Code § 6D-1-2)

Name of Contracting Business Entity: STATE EQUIPMENT, INC Address: 560 NEW GOFF MOUNTAIN ROAD  
CROSS LANES, WV 25313

Name of Authorized Agent: TERRY LAMM Address: SAME AS ABOVE

Contract Number: DOT1800000116 Contract Description: EQUIPMENT LEASE/RENTAL W/O

Governmental agency awarding contract: WV DOH OPERATOR

Check here if this is a Supplemental Disclosure

List the Names of Interested Parties to the contract which are known or reasonably anticipated by the contracting business entity for each category below (attach additional pages if necessary):

**1. Subcontractors or other entities performing work or service under the Contract**

Check here if none, otherwise list entity/individual names below.

**2. Any person or entity who owns 25% or more of contracting entity (not applicable to publicly traded entities)**

Check here if none, otherwise list entity/individual names below.

TERRY LAMM

**3. Any person or entity that facilitated, or negotiated the terms of, the applicable contract (excluding legal services related to the negotiation or drafting of the applicable contract)**

Check here if none, otherwise list entity/individual names below.

Signature: [Handwritten Signature]

Date Signed: 7/9/18

**Notary Verification**

State of WEST VIRGINIA, County of KANAWHA:

I, Marie Eiler, the authorized agent of the contracting business entity listed above, being duly sworn, acknowledge that the Disclosure herein is being made under oath and under the penalty of perjury.

Taken, sworn to and subscribed before me this 9th day of July, 2018.


[Handwritten Signature]  
Notary Public's Signature

**To be completed by State Agency:**

Date Received by State Agency: \_\_\_\_\_

Date submitted to Ethics Commission: \_\_\_\_\_

Governmental agency submitting Disclosure: \_\_\_\_\_



**Equipment Rental WITHOUT Operator  
INFORMATION ATTACHMENT FORM**

**Base Location:**

The Vendor should identify the Base Location and any other potential Base Locations where the lease/rented equipment may be delivered from, by the Vendor or picked up by the WVDOH. The Vendor should provide the 911 address or the most recent physical street address, city and state for each Base Location. If the Vendor fails to provide the Base Location(s) information on the Information Attachment Form, the Vendor's bid may be disqualified. You may duplicate this page, if additional space is needed. This list does not determine sole Base Locations for a Vendor, but provides the WVDOH a base for determining potential mileage.

Vendor Base Location:	
STATE EQUIPMENT, INC	
560 NEW GOFF MOUNTAIN ROAD	
CROSS LANES, WV 25313	
Vendor Base Location:	
STATE EQUIPMENT, INC.	
5541 BENEDUM DRIVE	
SHINNSTON, WV 26431	
Vendor Base Location:	
STATE EQUIPMENT, INC	
137 CLIFFTOP DRIVE	
BEAVER, WV 25813	

STATE EQUIPMENT, INC.  
6500 EMERSON AVE.  
PARKERSBURG, WV 26101

**Counties Bid:**

Vendor should complete this section by identifying the counties serviced. Vendor shall place an "X" or "√" beside the County, Counties or Statewide. If the Vendor fails to indicate which County or Counties serviced, it will be assumed that the Vendor's bid is for Statewide.

"X" or "√"		"X" or "√"		"X" or "√"	
	STATEWIDE	X			
	Barbour		Kanawha		Pocahontas
	Berkeley		Lewis		Preston
	Boone		Lincoln		Putnam
	Braxton		Logan		Raleigh
	Brooke		McDowell		Randolph
	Cabell		Marion		Ritchie
	Calhoun		Marshall		Roane
	Clay		Mason		Summers
	Doddridge		Mercer		Taylor
	Fayette		Mineral		Tucker
	Gilmer		Mingo		Tyler
	Grant		Monongalia		Upshur
	Greenbrier		Monroe		Wayne
	Hampshire		Morgan		Webster
	Hancock		Nicholas		Wetzel
	Hardy		Ohio		Wirt
	Harrison		Pendleton		Wood
	Jackson		Pleasants		Wyoming
	Jefferson				



**CRFQ 0803 DOT1800000116  
(DOT6618C057)**

Vendor Should Type Price Page Schedule

**Exhibit A Pricing Pages**

Equipment Description	Equipment Offered for Lease/Rental		Lease/Rental Rate of Equipment Without Delivery/ Without Operator			Equipment Delivery Fee	
	Manufacturer's Name	Model/Serial #	\$/Day	\$/Week	\$/Month	1st Mile	Add. Mi.
<b>AERIAL BUCKET TRUCK</b> Highway Rated TRK. MTD 50' Reach Min. 43.5' Radius 360 degrees Boom Rotation @ level position							
<b>AERIAL PLATFORM LIFT</b> 80 foot lift minimum							
<b>AERIAL PLATFORM TRUCK</b> Highway Rated TRK. MTD 40' Reach Min. 360 degrees Boom Rotation @ level position							
<b>AERIAL PLATFORM TRUCK</b> Highway Rated TRK. MTD 55' Reach Min. 360 degrees Boom Rotation @ level position							
<b>AERIAL PLATFORM TRUCK</b> Elliott Model G50 or similar							
<b>AERIAL PLATFORM TRUCK</b> Elliott Model L55 or similar							
<b>ARROW BOARDS</b> 4' x 8' panel 15 lamp							
<b>ASPHALT DISTRIBUTOR</b> Trk. Mtd. w/spray bar							
<b>ASPHALT RECYCLER</b> KM T-2 or similar							
<b>ASPHALT RECYCLER</b> Self Loading - Stepp SRM 10x120 or similar							
<b>ASPHALT RECYLING ATTACHMENT</b> Endloader bucket - mounted, asphalt grinder/recycle attachment; min. 185 hp, app. 8,500 lb. wt. capable of							

**CRFQ 0803 DOT1800000116  
(DOT6618C057)**

Vendor Should Type Price Page Schedule

**Exhibit A Pricing Pages**

Equipment Description	Equipment Offered for Lease/Rental		Lease/Rental Rate of Equipment Without Delivery/ Without Operator			Equipment Delivery Fee	
	Manufacturer's Name	Model/Serial #	\$ /Day	\$ /Week	\$ /Month	1st Mile	Add. Mi.
grinding and remixing up to 12" deep and 48" wide pavement and base.							
<b>ASPHALT RECYCLING ATTACHMENT</b> Zipper or similar							
<b>ASPHALT REMOVAL/RECYCLER</b> Benedetti or similar to							
<b>ATTENUATOR - Trailer Mounted</b> must meet NCHRP 350 TL-3							
<b>AUGER</b> Track Mtd.							
<b>AUGER</b> Truck Mtd.							
<b>BACKHOE</b> Crawler Mech./Hyd. 0.75 Cyd. 24,000 lbs. - 28,000 lbs. Working Weight	Case/Kobelco/ Doosan	CX130/SK135/DX140	425	1,200	3,700	200	3
<b>BACKHOE</b> Crawler Mech./Hyd. 0.75 Cyd. 29,000 lbs. - 35,800 lbs. Working Weight	Case/Kobelco/ Doosan	CX145/SK140/DX140	425	1,200	3,700	200	3
<b>BACKHOE</b> Crawler Mech./Hyd. 1.00 Cyd. 36,000 lbs. - 40,000 lbs. Working Weight	Case/Doosan	CX160/DX180	475	1,400	3,900	200	3
Attachment: Grapple							
<b>BACKHOE</b> Crawler Mech./Hyd. 1.25 Cyd., 128 - 141 HP 42,700 lbs. - 45,900 lbs. Working Weight	Case/Kobelco/ Doosan	CX210/SK210/DX225	500	1,500	4,400	200	3
<b>BACKHOE (HY-RAM)</b> Crawler 2,000 ft./lbs. min. 24,400 lbs. - 35,800 lbs. Excavator Size	Case/Doosan	CX145/DX140	750	2,500	6,000	300	3
<b>BACKHOE (HY-RAM)</b>							

**CRFQ 0803 DOT1800000116  
(DOT6618C057)**

Vendor Should Type Price Page Schedule

**Exhibit A Pricing Pages**

Equipment Description	Equipment Offered for Lease/Rental		Lease/Rental Rate of Equipment Without Delivery/ Without Operator			Equipment Delivery Fee	
	Manufacturer's Name	Model/Serial #	\$ /Day	\$ /Week	\$ /Month	1st Mile	Add. Mi.
Crawler 2,000 ft./lbs. min. 36,000 lbs. - 42,900 lbs. Excavator Size	Case/Doosan	CX160/DX180	800	2,700	7,200	300	3
Attachment: Grapple							

**CRFQ 0803 DOT1800000116  
(DOT6618C057)**

Vendor Should Type Price Page Schedule

**Exhibit A Pricing Pages**

Equipment Description	Equipment Offered for Lease/Rental		Lease/Rental Rate of Equipment Without Delivery/ Without Operator			Equipment Delivery Fee	
	Manufacturer's Name	Model/Serial #	\$ /Day	\$ /Week	\$ /Month	1st Mile	Add. Mi.
<b>BACKHOE (HY-RAM)</b> Crawler 2,000 ft./lbs. min. 43,000 lbs. - 60,000 lbs. Excavator Size	Case/Kobelco/Doosan	CX210/SK210/DX225	1,200	3,500	10,000	400	3
<b>BACKHOE (HY-RAM)</b> Crawler 2,000 ft./lbs. min. 61,000 lbs. - 80,000 lbs. Excavator Size	Case	CX300/CX350	2,000	6,400	16,000	400	3
<b>HYRAM ATTACHMENT ONLY</b> 2,000 ft./lbs. min							
<b>BACKHOE</b> Crawler with a thumb							
<b>BACKHOE LOADER</b> Rubber Tired 55-85 DHP	Case	580	250	500	1,700	100	3
<b>BACKHOE LOADER (HY-RAM)</b> Mtd. Hyd. Breaker 55-85 DHP D							
<b>BACKHOE LOADER (HO-RAM)</b> Mtd. Air Breaker 1,000 ft./lbs. min.							
<b>BACKHOE LOADER TRACTOR - Compact</b> Rubber Tired 20-30 HP max. height - 83"	Kubota	B26	250	500	1,200	100	3
<b>BACKHOE LOADER TRACTOR - Mini</b> 25-30 HP Standard Stick 12' Backhoe Bucket - T7 or similar							
<b>BASE WIDENER SP</b> Shoulder Stone							
<b>BRUSH CHIPPER - up to 49 hp</b> Cutting size - 12" in diameter.							
<b>BRUSH CHIPPER - from 50 hp to 85 hp</b> Cutting size - 12" in diameter.							
<b>BULLDOZER</b> Crawler GD 65-75 DHP D	Case	650	400	1,100	2,500	200	3
<b>BULLDOZER</b>	Case	750	425	1,200	3,000	200	3

**CRFQ 0803 DOT1800000116  
(DOT6618C057)**

Vendor Should Type Price Page Schedule

**Exhibit A Pricing Pages**

Equipment Description	Equipment Offered for Lease/Rental		Lease/Rental Rate of Equipment Without Delivery/ Without Operator			Equipment Delivery Fee	
	Manufacturer's Name	Model/Serial #	\$/Day	\$/Week	\$/Month	1st Mile	Add. Mi.
Crawler GD 80 -90 DHP D	Case	750	425	1,200	3,000	200	5

**CRFQ 0803 DOT1800000116  
(DOT6618C057)**

Vendor Should Type Price Page Schedule

**Exhibit A Pricing Pages**

Equipment Description	Equipment Offered for Lease/Rental		Lease/Rental Rate of Equipment Without Delivery/ Without Operator			Equipment Delivery Fee	
	Manufacturer's Name	Model/Serial #	\$ /Day	\$ /Week	\$ /Month	1st Mile	Add. Mi.
<b>BULLDOZER</b> Crawler GD 100 -120 DHP D	Case	850	550	1,250	3,550	200	3
<b>BULLDOZER</b> Crawler GD 130 -140 DHP D	Case	1650	750	2,000	5,900	400	3
<b>BULLDOZER</b> Crawler TC 150 - 250 EHP D	Case	1850/2050	900	2,500	7,400	400	3
<b>BULLDOZER</b> Crawler/Ripper TCP 181 - 250 EHP D	Case	2050M	1,500	3,200	9,500	400	3
<b>BULLDOZER</b> Crawler/Winch TCP 181 - 250 EHP D	Case	2050M	1,500	3,200	9,500	400	3
<b>CHIP SPREADER SP</b>							
<b>COLD MILLING - Stabilizer/Recycler</b> BOMAG MPH 364 R-2 or similar							
<b>COLD MILL PLANER</b> Self Loading - 2'							
<b>COLD MILL PLANER</b> Self Loading - 4'							
<b>COMPRESSOR</b> 125 - 160 CFM Portwhl.							
<b>COMPRESSOR</b> 170 - 210 CFM Portwhl.							
<b>COMPRESSOR</b> 250 - 300 CFM Portwhl.							
<b>COMPRESSOR</b> 350 - 375 CFM Portwhl.							
<b>COMPRESSOR</b> 600 CFM Portwhl.							
<b>COMPRESSOR</b>							

**CRFQ 0803 DOT1800000116  
(DOT6618C057)**

Vendor Should Type Price Page Schedule

**Exhibit A Pricing Pages**

Equipment Description	Equipment Offered for Lease/Rental		Lease/Rental Rate of Equipment Without Delivery/ Without Operator			Equipment Delivery Fee	
	Manufacturer's Name	Model/Serial #	\$/Day	\$/Week	\$/Month	1st Mile	Add. Mi.
700 - 800 CFM Portwhl.							

**CRFQ 0803 DOT1800000116  
(DOT6618C057)**

Vendor Should Type Price Page Schedule

**Exhibit A Pricing Pages**

Equipment Description	Equipment Offered for Lease/Rental		Lease/Rental Rate of Equipment Without Delivery/ Without Operator			Equipment Delivery Fee	
	Manufacturer's Name	Model/Serial #	\$ /Day	\$ /Week	\$ /Month	1st Mile	Add. Mi.
<b>CONCRETE MIXER</b> Trk. Mtd. 6.0 Cyd.							
<b>CONCRETE SAW</b> Full Depth CAP - 24" Blade							
<b>CONCRETE SAW</b> 12 1/2" Maximum Depth of Cut - 30" Blade							
<b>CONCRETE SAW</b> 15" Maximum Depth of Cut - 36" Blade							
<b>CRACK SEALING MACHINE</b> Trlr. Mtd. Dbl. Drum, 100 - 125 GLN. D							
<b>CRACK SEALING MACHINE</b> Trl. Mtd. Dbl.-Boiler Type, 250 GLN Diesel with Pump on Demand Features							
<b>CRACK SEALING MACHINE</b> Trl. Mtd. Dbl.-Boiler Type, 250 GLN Diesel with Pump on Demand Features and 53.8 CFM Compressor							
<b>CRACK SEALING MACHINE</b> Trl. Mtd. Dbl.-Boiler Type, 250 GLN Diesel with Pump on Demand Features and 70 CFM Compressor							
<b>CRANE 10 T Hyd.</b> Trk. Mtd. min. 18' Bed							
<b>CRANE 12 - 1/2 T Hyd.</b> Trk. Mtd. min. 18' Bed							
<b>CRANE 14 T Hyd.</b> Trk. Mtd. min. 18' Bed							
<b>CRANE 15 - 25 T</b> Hyd. Rough Terrain							
<b>CRANE 20 - 25 T</b> Cable D Crawler							



**CRFQ 0803 DOT1800000116  
(DOT6618C057)**

Vendor Should Type Price Page Schedule

**Exhibit A Pricing Pages**

Equipment Description	Equipment Offered for Lease/Rental		Lease/Rental Rate of Equipment Without Delivery/ Without Operator			Equipment Delivery Fee	
	Manufacturer's Name	Model/Serial #	\$/Day	\$/Week	\$/Month	1st Mile	Add. Mi.
CRANE 25 - 30 T Cable, Trk. Mtd. G							

**CRFQ 0803 DOT1800000116  
(DOT6618C057)**

Vendor Should Type Price Page Schedule

**Exhibit A Pricing Pages**

Equipment Description	Equipment Offered for Lease/Rental		Lease/Rental Rate of Equipment Without Delivery/ Without Operator			Equipment Delivery Fee	
	Manufacturer's Name	Model/Serial #	\$/Day	\$/Week	\$/Month	1st Mile	Add. Mi.
CRANE 30 T Hyd.							
CRANE 35 T Hyd.							
CRANE 40 T Hyd.							
CRANE 50 T Hyd.							
CRANE 15 - 20 T Truck Mounted Boom							
CRANE 21 - 25 T Truck Mounted Boom							
CULVERT CLEANER Trk. Mtd. min. 1,500 gal. tank , 1,400 PSI min.							
CULVERT CLEANER Trk. Mtd. 65 - 80 GPM 2,000 PSI min.							
CULVERT CLEANER - radio remote controlled Microtraxx or Similar 42"Wx42"Hx120"L, 1550# Lift cap, 1/3 CU Yd Cap., 7.5 PSI, 360° Swing Rotation, to clean 48" to 60" round culverts							
CULVERT CLEANER - radio remote controlled Microtraxx or Similar 32"Wx34"Hx134"L, 1500# Lift cap, 1/4 CU Yd Cap., 5.5 PSI, to clean 36" to 48" round culverts							
DITCH WITCH							
EQUIPMENT TRAILER 10,000 lbs or less, tilt style deck 16ft - 18 ft length to attach to a pintle hitch							

**CRFQ 0803 DOT1800000116  
(DOT6618C057)**

Vendor Should Type Price Page Schedule

**Exhibit A Pricing Pages**

Equipment Description	Equipment Offered for Lease/Rental		Lease/Rental Rate of Equipment Without Delivery/ Without Operator			Equipment Delivery Fee	
	Manufacturer's Name	Model/Serial #	\$/Day	\$/Week	\$/Month	1st Mile	Add. MI.
<b>EQUIPMENT TRAILER</b> 12,000 lbs - 14,000 lbs, tilt style deck 16ft - 18 ft length to attach to a pintle hitch							
<b>EQUIPMENT TRAILER</b> 14,000 GVWR 16' + 2' dovetail, with 24" wide x 60" wide long stand-up ramps with support leg and stand-up bar, spring assisted							
<b>EXCAVATOR - TELEBOOM</b> Track Mtd. SP 0.5 Cyd. D							
<b>EXCAVATOR - TELEBOOM</b> Truck Mtd. SP 0.5 Cyd. D							
<b>EXCAVATOR</b> w/McMillen extreme duty earth auger or similar	Case/Kubota	CX31/CX36/KX040	275	600	2,150	200	2
<b>EXCAVATOR</b> Mini-Hyd. Track Mtd. 2,600 lbs. max.							
<b>EXCAVATOR</b> Mini-Hyd. Track Mtd. 6,500 lbs. max.	Case/Kubota	CX27/KX71	175	550	1,375	200	2
<b>EXCAVATOR - 1/2 to 3/4 CY bucket, 150 HP</b> Track Width 10' out-to-out	Case	CX210	600	1,800	5,200	200	3
<b>EXCAVATOR - 1/8 Cyd. 30 HP</b> D Track Width 5' out-to-out	Case/Kubota	CX31/KX033	175	550	1,350	200	2
<b>EXCAVATOR - 1/5 Cyd. 44 HP</b> 11,000 lbs. Track Width 6' out-to-out	Case/Kubota	CX55/U55/KX057	200	600	1,700	200	2
<b>EXCAVATOR - 1/4 Cyd. 55 HP</b> D 14,000 lbs. Bucket, Track Width 6' out-to-out	Case/Kubota/Doosan	CX55/U55/KX057/DX63	300	800	2,500	200	2
<b>EXCAVATOR ATTACHMENT</b> Plate compactor for 15,000-20,000 lb excavator							
<b>EXCAVATOR ATTACHMENT</b> Hydraulic hammer for 15,000-20,000 lb excavator							

**CRFQ 0803 DOT1800000116  
(DOT6618C057)**

Vendor Should Type Price Page Schedule

**Exhibit A Pricing Pages**

Equipment Description	Equipment Offered for Lease/Rental		Lease/Rental Rate of Equipment Without Delivery/ Without Operator			Equipment Delivery Fee	
	Manufacturer's Name	Model/Serial #	\$/Day	\$/Week	\$/Month	1st Mile	Add. Mi.
<b>EXCAVATOR ATTACHMENT</b> Swivel head with ditching bucket							
<b>FLATBED TRUCK</b> 1 Ton minimum with 22 ft. bed length minimum							
<b>FLATLINER - attachment for a skid steer</b> Profilograph and bump grinder in one							
<b>FORKLIFT TRUCK</b> Rough Terrain, 5 - 10 K lb. lift cap.	Case	586/588	250	700	1,700	200	2
<b>FORKLIFT TRUCK</b> 6,000 # Load Cap., Min. 63 HP							
<b>GENERATOR - TRAILER MOUNTED:</b>							
30 kw							
45 kw							
60 kw							
80 kw							
100 kw							
125 kw							
175 kw							
200 kw							
230 kw							
300 kw							
400 kw							
500 kw							
600 kw							
800 kw							
1,000 kw							
2,000 kw							
<b>GRAPPLE ATTACHMENTS</b> for Skid Steer Loaders 72" - 78" attachments							

**CRFQ 0803 DOT1800000116  
(DOT6618C057)**

Vendor Should Type Price Page Schedule

**Exhibit A Pricing Pages**

Equipment Description	Equipment Offered for Lease/Rental		Lease/Rental Rate of Equipment Without Delivery/ Without Operator			Equipment Delivery Fee	
	Manufacturer's Name	Model/Serial #	\$ /Day	\$ /Week	\$ /Month	1st Mile	Add. Mi.
<b>HEATER</b> - Trailer Mounted, Diesel 22 HP, 1,800 rpm, 16 kw, 190 gal fuel cap., HT1010C or similar							
<b>HAMMER (DELMAG) PILE-D.</b> D8-22							
<b>HYDRO-SEEDER</b>							
<b>HYDRO-SEEDER</b> Trk. Mtd. 1,500 - 2,500 Gal.							
<b>JOINT SEALER</b> 3 Cylinder, Tandem Dual 2 Axle, Vat. Cap 200 Gal. Double Boiler Type Tank - opening 16"x24" Maximum Heat Input - Diesel 290,000 BTU Incl. Full Sweep Mixer with 2 horizontal paddles							
<b>LIGHT TOWERS PORT.</b> 4 - 1,000 watt bulbs							
<b>LOWBOY</b> with two drops in deck height - min 35 T							
<b>MANLIFT SP</b> 40 ft.							
<b>MANLIFT SP</b> 60 ft.							
<b>MANLIFT SP</b> 80 ft.							
<b>MANLIFT SP</b> 125 ft. minimum to 135 ft. maximum							
<b>MESSAGE SIGN - PROGRAMMABLE</b>							
<b>MORTAR MIXER</b> 6 CF 5 HP G							

**CRFQ 0803 DOT1800000116  
(DOT6618C057)**

Vendor Should Type Price Page Schedule

**Exhibit A Pricing Pages**

Equipment Description	Equipment Offered for Lease/Rental		Lease/Rental Rate of Equipment Without Delivery/ Without Operator			Equipment Delivery Fee	
	Manufacturer's Name	Model/Serial #	\$ /Day	\$ /Week	\$ /Month	1st Mile	Add. Mi.
<b>MOTOR GRADER</b> 35,000-45,000 lbs. class							
<b>PATCH TRAILER</b> DuraPatcher or similar							
<b>PATCH TRUCK</b> DuraMAXX or similar							
<b>PAVER - HOT MIX ASPHALT</b> Rubber-tired Paver							
<b>PAVER - HOT MIX ASPHALT</b> Track Paver							
<b>POLY PATCHER II</b> or simliar Double-boiler type mixer, Trl Mtd.							
<b>PRESSURE WASHER/Hot Water</b> 120° Min, 700-3000 psi Min.							
<b>RECLAIMER</b> 43,000 lbs min weight, 350 HP, 96" milling head 0 - 18" cutting depth range							
<b>ROCKDRILL - SP</b> Hyd. Excav./Boom Mtd. 3" Holes/20" deep min.							
<b>ROCK HAMMER FOR EXCAVATOR</b> 5000-7000 lbs. class							
<b>ROCK TRUCK - ARTICULATED</b> 20 -30 T							
<b>ROLLER</b> 5 Ton with 2 steel drums	Case	DV201	250	600	1,450	200	2
<b>ROLLER</b> 10-15 Tons with 2 steel drums							
<b>ROLLER</b> 5 - 6 T PNEUTR TOW/Trk. Mtd.							

**CRFQ 0803 DOT1800000116  
(DOT6618C057)**

Vendor Should Type Price Page Schedule

**Exhibit A Pricing Pages**

Equipment Description	Equipment Offered for Lease/Rental		Lease/Rental Rate of Equipment Without Delivery/ Without Operator			Equipment Delivery Fee	
	Manufacturer's Name	Model/Serial #	\$ /Day	\$ /Week	\$ /Month	1st Mile	Add. Mi.
ROLLER 10 T PNEUTR							
ROLLER 7-15 T PNEUTR, Articulated							
ROLLER SP PNEUTR - 10K GVW G							
ROLLER SP PNEUTR - 20K GVW G							
ROLLER - TRENCH VIB Dual Drum Approx. 10 HP, Approx. 2.5ft W x 8.3 ft L							
ROLLER - VIB SP 1 Drum 2XL 10 - 15 K GVW D	Dynapac	CA134/CA141	225	725	2,000	200	2
ROLLER - VIB SP 1 Drum 2XL 10 - 20 K GVW D	Case/Dynapac	SV208,SV212,CA151	250	800	3,400	100	2
SAND BLASTER 200 lb. hopper min.							
SCREENERS, Material Mobile - Diesel							
SHADOW TRUCK w/Attenuator min. 30,000 GVW							
SHOULDER MAINTAINER SP w/G (min. 67 HP) or w/D (min. 46 HP) asphalt or stone width, 1' to 6' and 6" to 12" depth							
SKID STEER - HIGH FLOW	Case	SV300	250	500	1,650	200	2
Attachment: Broom	Case/Sweepster	72M	150	300	750	200	2
Attachment: Bucket	Case		45	75	150	200	2
Attachment: Broom Bucket	Case/Sweepster	60B	200	350	750	200	2
Attachment: Auger of any diameter	Case/McMillion	X1475	150	300	500	200	2
Attachment: 1' - 5' Milling Planer	Universal	AP300	300	600	2,100	200	2

**CRFQ 0803 DOT1800000116  
(DOT6618C057)**

Vendor Should Type Price Page Schedule

**Exhibit A Pricing Pages**

Equipment Description	Equipment Offered for Lease/Rental		Lease/Rental Rate of Equipment Without Delivery/ Without Operator			Equipment Delivery Fee	
	Manufacturer's Name	Model/Serial #	\$ /Day	\$ /Week	\$ /Month	1st Mile	Add. Mi.
Attachment: Trencher of any width	N/A						
Attachment: Jackhammer - Caterpillar CAT H55D S or equal	Magnum	RHB304/RHB305	300	600	1,200	200	2
Attachment: Concrete Slab Dowel	N/A						
<b>SKID STEER - MILLING PLANER</b>	Case	SV300	250	500	1,650	200	2
Attachment: Broom	Case/Sweepster	72M	150	300	750	200	2
Attachment: Bucket	Case		45	75	150	200	2
Attachment: Broom Bucket	Case/Sweepster	60B	200	350	750	200	2
Attachment: Auger of any diameter	Case/McMillion	X1475	150	300	500	200	2
Attachment: 1' - 5' Milling Planer	Universal	AP300	300	600	2,100	200	2
Attachment: Trencher of any width	N/A						
<b>SPRAY PATCHER</b> Self-contained, Trl Mtd, spray-injection machine Self-supporting, rear mounted tri-fold articulating boom with fully counterweighted arm. Radius: Min 20'-10". Vert.Stroke: 5' - 2' below pavement level.							
<b>STABILIZER (BO-MAG) SP</b> 250 HP min.							
<b>STRAW / MULCH BLOWER</b> Trk. Mtd.							
<b>STREET SWEEPER SP</b> 3.0 Cyd. (min.)							
<b>STREET SWEEPER SP</b> 8.0 Cyd. (min.)							
<b>STREET SWEEPER</b> Trlr. Type							
<b>STREET SWEEPER - HYDROSTATIC</b> Elgin Pelican III or similar							
<b>STREET SWEEPER - Towable</b> Self-Propelled							



**CRFQ 0803 DOT1800000116  
(DOT6618C057)**

Vendor Should Type Price Page Schedule

**Exhibit A Pricing Pages**

Equipment Description	Equipment Offered for Lease/Rental		Lease/Rental Rate of Equipment Without Delivery/ Without Operator			Equipment Delivery Fee	
	Manufacturer's Name	Model/Serial #	\$/Day	\$/Week	\$/Month	1st Mile	Add. Mi.
<b>STREET SWEEPER - Truck-Mounted</b> 4.0 C.Y. Min. hopper cap., water-spray system for dust control Side/curb brooms & rear/center broom, 11,000 lbs - 33,000 lbs							
<b>TAMPER/COMPACTOR - Vibratory</b> 650 min. blows per minute							
<b>TRACTOR</b> John Deere 6200 or similar							
Boom Mower Attachment to be used with the above Tractor							
Flail Mower Attachment to be used with the above Tractor							
Sicklebar Mower Attachment to be used with the above Tractor							
<b>TRAILER</b> 6 tons with ramps, minimum 18' length, 8.5' width							
<b>TRAILER - FLATBED TRI-AXLE</b> 22,500 GVWR, 23 ft. with dove tail, Air Breaks							
<b>TRAILER - FLATBED - Two Axles</b> 20,000# Payload Cap. Min.Width 8.5', Min.Length 24'							
<b>TRAILER - LowBoy</b> 35 - 50 ton - pony motor, self contained hydraulics							
<b>TRAFFIC SIGNALS - PORT</b> 2 Phase Operation D/E							
<b>TREE TRIMMER - Power Mechanical Trimmer - Track</b> Up to 53' Reach - Kwik-Trim Takeuchi TB260 or simliar							
<b>TREE TRIMMER - Telescoping Trimmer Power Train - Track</b> Up to 75' Reach - 24" diameter saw - SkyTrim 75 or similar							
<b>TRENCH BOX</b> Various Sizes - Vendor provide sizes available							
<b>TRENCH PAVER</b> Base Widening Machine							
<b>TRUCK - Heavy Industrial</b>							

**CRFQ 0803 DOT1800000116  
(DOT6618C057)**

Vendor Should Type Price Page Schedule

**Exhibit A Pricing Pages**

Equipment Description	Equipment Offered for Lease/Rental		Lease/Rental Rate of Equipment Without Delivery/ Without Operator			Equipment Delivery Fee	
	Manufacturer's Name	Model/Serial #	\$ /Day	\$ /Week	\$ /Month	1st Mile	Add. Mi.
2 Axle Steel Bed TRUCK - Heavy Industrial							
3 Axle Steel Bed TRUCK - Heavy Industrial							
4 Axle Steel Bed TRUCK - Heavy Industrial							
5 Axle Steel Bed TRUCK - Heavy Industrial							
2 Axle Aluminum "V" Bed TRUCK - Heavy Industrial							
3 Axle Aluminum "V" Bed TRUCK - Heavy Industrial							
4 Axle Aluminum "V" Bed TRUCK - Heavy Industrial							

**CRFQ 0803 DOT1800000116  
(DOT6618C057)**

Vendor Should Type Price Page Schedule

**Exhibit A Pricing Pages**

Equipment Description	Equipment Offered for Lease/Rental		Lease/Rental Rate of Equipment Without Delivery/ Without Operator			Equipment Delivery Fee	
	Manufacturer's Name	Model/Serial #	\$ /Day	\$ /Week	\$ /Month	1st Mile	Add. Mi.
<b>TRUCK - Heavy Industrial</b> 5 Axle Aluminum "V" Bed							
<b>TRUCK - Water</b> Tanker - min 1500 gallons							
<b>UNDERBRIDGE PLATFORM</b> Trailer Mtd., Hyd. SP Min. 20 ft. horizontal reach							
<b>UNDERBRIDGE PLATFORM</b> Trailer Mtd., Hyd. SP Min. 30 ft. horizontal reach							
<b>UNDERBRIDGE PLATFORM</b> Trailer Mtd., Hyd. SP Min. 40 ft. horizontal reach							
<b>UNDERBRIDGE PLATFORM</b> Trailer Mtd., Hyd. SP Min. 50 ft. horizontal reach							
<b>UNDERBRIDGE PLATFORM</b> Trailer Mtd., Hyd. SP Min. 60 ft. horizontal reach							
<b>UNDERBRIDGE PLATFORM</b> Truck Mtd., Hyd. Min. 23 ft. horizontal reach (driver to be included)							
<b>VACUUM/JETTER SEWER CLEANER</b> Trk. Mtd. 1,000+ gal. debris tank, 30+ gpm 2000+ CFM Vacuum Pump, 2200+ PSI water pump							
<b>VACUUM/SPRAY UNIT</b> Trk. Mtd. min. 1,000 gal. tank min. 60 gpm 4 ft. teleboom w/swivel/rotating hose reel							
<b>VACUUM/STREET SWEEPER</b> Self-Propelled, 4 Cyd., Gas, 5 ft wide path							
<b>VAN - BOX</b> 21,000 or greater							
<b>VIBRATORY ROLLER with Water</b> 4 - 5 ton Steel Double Drum	Case	DV45	200	550	1,600	200	2

**CRFQ 0803 DOT1800000116  
(DOT6618C057)**

Vendor Should Type Price Page Schedule

**Exhibit A Pricing Pages**

Equipment Description	Equipment Offered for Lease/Rental		Lease/Rental Rate of Equipment Without Delivery/ Without Operator			Equipment Delivery Fee	
	Manufacturer's Name	Model/Serial #	\$ /Day	\$ /Week	\$ /Month	1st Mile	Add. Mi.
VIBRATORY ROLLER with Water 8 - 10 ton Steel Double Drum							
WATER PUMPS - 3" w/SUCTION & DISCHARGE HOSES							
WATER PUMPS - 4" w/SUCTION & DISCHARGE HOSES							
WATER PUMPS - 6" w/SUCTION & DISCHARGE HOSES							
WATER PUMPS - 12" w/SUCTION & DISCHARGE HOSES							
WELDER - PORTABLE 225 AMP min. -- GASOLINE powered							
WELDER - PORTABLE 225 AMP min. -- DIESEL powered							
WORK PLATFORM SP SL 25' High Platform 1,500# CAP							
WORK PLATFORM SP SL 35' High Platform 1,500# CAP							