



714 Venture Drive #142
Morgantown WV, 26508

RECEIVED

2019 JAN 15 PM 1:16

WV PURCHASING
DIVISION

Date: 1/15/19

SEALED BID: SYSFURN19

BUYER: Mark Atkins, File #33

SOLICITATION NO.: CRFQ 0212 SWC 19000000009

Folder 1 - Table of Contents plus Inserts

- A. Omega/Kimball – Who we are Powerpoint
- B. Exhibit A - Printed Pricing Pages
- C. Exhibit A - Electronic copy on enclosed DVD (inside folder)

Folder 2 - Omega's Signed Documents

- A. Instructions to Bidders
- B. Specifications
- C. Affidavit 1-19-18
- D. Ethics Discoulsure
- E. Final CRFQ 0212 SWC 19000000009 1 - 1/2/19
- F. Final CRFQ 0212 SWC 19000000009 1 - 1/9/19
- G. CRFQ 0212 SWC 19000000009 Addendum 1 - 1/9/9

Folder 3 – Kimball Calalog Pages with Part #/List Price

- A. Manufacturer Product number in **ORANGE**
- B. Manufacturer List Price highlighted in **ORANGE**
- C. A calculation sheet will be included if move that one part number is contained in that line item.
- D. Backup copy of DVD with catalogs and Exhibita A Excel.

DVD – Contents:

- A. 16 Kimball List Price Catalogs
- B. Exhibit A – Pricing Pages
- C. Note – 2nd copy DVD is in Folder 3

A

B

C

D

E

F

G

H

I

J

K

Exhibit A: CRFQ 0212 SWC190000009 Systems Furniture Pricing Pages

2	Please complete the below pricing sheet to include with your bid, as follows:										
3	Catalog Name:	Provide the number for the manufacturers catalog from which Catalog Price is taken; must match catalog included with bid.									
4	Catalog Page Number:	Provide the Page Number for the specific catalog item bid for this line; must match page number of catalog included with bid.									
5	Manufacturer:	Provide the name of the manufacturer for item bid for this line.									
6	Manufacturer Part No.:	Provide the manufacturer's part number (or catalog part number) for the item being bid for this line.									
7	Catalog Price:	Provide the price listed in the catalog; must exactly match price found in previously listed catalog number.									
8	Discount %:	Provide the discount percentage being bid for this line's manufacturer; note: vendors may bid only one (1) unique discount percentage for each Type.									
9	Type:	Describes the Type of Item, as specified in the Specifications document of the Request for Quotation									
10	Contract Unit Price:	Provide the price for which this item will be sold under the awarded contract; THIS PRICE MUST MATCH CATALOG PRICE WITH LISTED DISCOUNT %.									
11		Contract Unit Prices for Items whose Description is exactly identical on this Pricing Page must be equal.									
12	Contract Hourly Rate	Contract Hourly Rate of Design or Installation Labor for Reconfigurations Only									
13	Total Bid:	Multiply listed Estimated Quantity by Contract Unit Price or Contract Hourly Rate, as applicable, to calculate Total Bid for this line.									
14	TOTAL FURNITURE BID COST:	Add all Total Bids									
15	TOTAL BID COST:	Add TOTAL FURNITURE BID COST									
16	A hard copy of this form must be included if bidding on paper; an electronic copy (Microsoft Excel preferred) should also be included with any paper bid, but MUST be included as an attachment on any bid submitted through WVOasis.										
17	*Estimated Quantities listed on this Pricing Page are only estimates, included for bid evaluation purposes only. Actual quantities of items listed on this Pricing Page, and items not listed herein but included in the successful vendors catalog(s) may vary.										
18	** Quantify Required section must be completed if the manufacturer does not offer a part number for the complete unit and the items used to make the complete panel unit bid will be ordered and invoiced with separate and individual part numbers on the vendors invoice.										

	A	B	C	D	E	F	G	H	I	J	K	L
19	Description	Estimated Quantity*	Catalog Name (if applicable)	Catalog Page No.	Manufacturer	Manufacturer Part No.	Catalog List Price	Discount %	Type	Contract Unit Price (Each)		Total Bid (Estimated Quantity * Contract Unit Price)
20	Panels: 62"H (+/- 5"): 60" Powered Panels - Acoustical Fabric on both sides (price listed must include everything to make one complete unit including but not limited to: top caps, raceways, straight connectors both sides, with 2 Duplex receptacles, and any other hardware to accomplish a complete install)	1000			Kimball		\$ 2,561.00	73.00%	System	\$891.47		\$691,470.00
21	Fabric Panels: 62"H (+/- 5"): 60" Powered Panels Complete Unit shall consist of the following:	**Quantity Required (Complete Unit Bid)									PANEL UNIT PRICE (Each) NOTE: Items listed must add up to the complete unit submitted in bid.	
22	Acoustical Fabric Panel	4000	Narrate	3.96	Kimball	33P305ITSTBP	\$ 159.00	73.00%	System	\$42.93	\$171,720.00	
23	Top Caps	1000	Narrate	3.82	Kimball	33P60TCP	\$ 59.00	73.00%	System	\$15.93	\$15,930.00	
24	Raceways	2000	Narrate	NA	Kimball	See Sheet 2	\$ 30.00	73.00%	System	\$8.10	\$16,200.00	
25	Straight Connectors	2000	Narrate	3.7	Kimball	33P15FCSP	\$ 205.00	73.00%	System	\$55.35	\$110,700.00	
26	Panel Frame	2000	Narrate	3.53	Kimball	33P305FP	\$ 437.00	73.00%	System	\$117.99	\$235,980.00	
27	Panel mounted support traxx	2000	Narrate	3.89	Kimball	33P60PST	\$ 66.00	73.00%	System	\$17.82	\$35,640.00	
28	Mid-frame support	2000	Narrate	3.62	Kimball	33P30MFS	\$ 44.00	73.00%	System	\$11.88	\$23,760.00	
29	Electrical	1000	Narrate	Sheet 2	Kimball	See Sheet 2	\$ 302.00	73.00%	System	\$81.54	\$81,540.00	
30	TOTAL OF PANEL BID										\$691,470.00	
31	Panels: 62"H (+/- 5"): 60" Non-powered Panels - Acoustical Fabric on both sides (price listed must include everything to make one complete unit including but not limited to: top caps, raceways, straight connectors both sides, and any other hardware to accomplish a complete install)	1000			Kimball		\$ 1,957.00	73.00%	System	\$528.39		\$528,390.00
32	Panels: 62"H (+/- 5"): 60" Non-Powered Panels Complete Unit shall consist of the following:	**Quantity Required (Complete Unit Bid)									PANEL UNIT PRICE (Each) NOTE: Items listed must add up to the complete unit submitted in bid.	
33	Acoustical Fabric Panel	4000	Narrate	3.96	Kimball	33P305ITSTBP	\$ 159.00	73.00%	System	\$42.93	\$171,720.00	
34	Top Caps	1000	Narrate	3.82	Kimball	33P60TCP	\$ 59.00	73.00%	System	\$15.93	\$15,930.00	
35	Raceways	0	Narrate	NA	Kimball	NA	\$ -	73.00%	System	\$0.00	\$0.00	
36	Straight Connectors	2000	Narrate	3.7	Kimball	33P15FCSP	\$ 205.00	73.00%	System	\$55.35	\$110,700.00	
37	Panel Frame	2000	Narrate	3.53	Kimball	33P305FN	\$ 316.00	73.00%	System	\$85.32	\$170,640.00	
38	Panel mounted support traxx	2000	Narrate	3.89	Kimball	33P60PST	\$ 66.00	73.00%	System	\$17.82	\$35,640.00	
39	Narrate mid-frame support	2000	Narrate	3.62	Kimball	33P30MFS	\$ 44.00	73.00%	System	\$11.88	\$23,760.00	
40							\$ -	73.00%	System	\$0.00	\$0.00	
41	TOTAL OF PANEL BID										\$528,390.00	

	A	B	C	D	E	F	G	H	I	J	K	L
42	Panels: 62"H (+/- 5"); 60" Powered Panels - Non-Fabric on both sides (price listed must include everything to make one complete unit including but not limited to: top caps, raceways, straight connectors both sides, with 2 Duplex receptacles, and any other hardware to accomplish a complete install)	500	Narrate		Kimball		\$ 3,525.00	73.00%	System	\$951.75		\$475,875.00
43	Non-Fabric Panels: 62"H (+/- 5"); 60" Powered Panels Complete Unit shall consist of the following:	**Quantity Required (Complete Unit Bid)									PANEL UNIT PRICE (Each) NOTE: Items listed must add up to the complete unit submitted in bid.	
44	Non-Fabric Panel	1000	Narrate	3.11	Kimball	33P603ITSTLL	\$ 413.00	73.00%	System	\$111.51	\$111,510.00	
45	Top Caps	500	Narrate	3.82	Kimball	33P60TCP	\$ 59.00	73.00%	System	\$15.93	\$7,965.00	
46	Raceways	0	Narrate	NA	Kimball	NA	\$ -	73.00%	System	\$0.00	\$0.00	
47	Straight Connectors	1000	Narrate	3.7	Kimball	33P15FCSP	\$ 205.00	73.00%	System	\$55.35	\$55,350.00	
48	Panel Frame	1000	Narrate	3.53	Kimball	33P305FP	\$ 437.00	73.00%	System	\$117.99	\$117,990.00	
49	Non-Fabric Panel	1000	Narrate	3.108	Kimball	33P602/TTTLL	\$ 331.00	73.00%	System	\$89.37	\$89,370.00	
50	Traxx & Support	500	Narrate	Sheet 2	Kimball	See Sheet 2	\$ 302.00	73.00%	System	\$81.54	\$40,770.00	
51	Electrical	1000	Narrate	Sheet 2	Kimball	See Sheet 2	\$ 196.00	73.00%	System	\$52.92	\$52,920.00	
52	TOTAL OF PANEL BID										\$475,875.00	
53	Panels: 62"H (+/- 5"); 60" Non-powered Panels - Non-Fabric on both sides (price listed must include everything to make one complete unit including but not limited to: top caps, raceways, straight connectors both sides, and any other hardware to accomplish a complete install)	500	Narrate		Kimball		\$ 3,163.00	73.00%	System	\$854.01		\$427,005.00
54	Non-Fabric Panels: 62"H (+/- 5"); 60" Non-Powered Panels Complete Unit shall consist of the following:	**Quantity Required (Complete Unit Bid)									PANEL UNIT PRICE (Each) NOTE: Items listed must add up to the complete unit submitted in bid.	
55	Non-Fabric Panel	1000	Narrate	3.11	Kimball	33P603ITSTLL	\$ 413.00	73.00%	System	\$111.51	\$111,510.00	
56	Top Caps	500	Narrate	3.82	Kimball	33P60TCP	\$ 59.00	73.00%	System	\$15.93	\$7,965.00	
57	Raceways	0	Narrate	NA	Kimball	NA	\$ -	73.00%	System	\$0.00	\$0.00	
58	Straight Connectors	1000	Narrate	3.7	Kimball	33P15FCSP	\$ 205.00	73.00%	System	\$55.35	\$55,350.00	
59	Panel Frame	1000	Narrate	3.53	Kimball	33P305FN	\$ 437.00	73.00%	System	\$117.99	\$117,990.00	
60	Non-Fabric Panel	1000	Narrate	3.108	Kimball	33P602ITTTLL	\$ 331.00	73.00%	System	\$89.37	\$89,370.00	
61	Panel mounted support traxx	1000	Narrate	3.89	Kimball	33P60PST	\$ 66.00	73.00%	System	\$17.82	\$17,820.00	
62	Supports	1000	Narrate	Sheet 2	Kimball	See Sheet 2	\$ 100.00	73.00%	System	\$27.00	\$27,000.00	
63	TOTAL OF PANEL BID										\$427,005.00	

	A	B	C	D	E	F	G	H	I	J	K	L
64	Duplex Receptacles for Panels	5000	Narrate	3.189	Kimball	33PER18S	\$ 30.00	73.00%	System	\$8.10		
65	Panel Connectors: 2-way, straight	2000	Narrate	3.7	Kimball	33P15FCSP	\$ 205.00	73.00%	System	\$55.35		\$40,500.00
66	Panel Connectors: 2-way, 90-degree elbow	1000	Narrate	3.67	Kimball	33P25FCLPP	\$ 205.00	73.00%	System	\$55.35		\$110,700.00
67	Panel Connectors: 3-way, tee	500	Narrate	3.68	Kimball	33P35FCTPP	\$ 217.00	73.00%	System	\$58.59		\$55,350.00
68	Panel Connectors: 4-way, tee	500	Narrate	3.69	Kimball	33P45FCXP	\$ 235.00	73.00%	System	\$63.45		\$29,295.00
69	Panel Connectors: Panel End Caps (62"h +/- 5" panel)	2000	Narrate	3.78	Kimball	33P5ETCP	\$ 126.00	73.00%	System	\$34.02		\$31,725.00
70	24"d x 36" w laminate work surface	500	Footprint WS	2.26	Kimball	SS2436WSSL3	\$ 303.00	73.00%	System	\$81.81		\$68,040.00
71	24"d x 36" w laminate corner work surface	500	Footprint WS	2.4	Kimball	SS24363624WCSL3	\$ 493.00	73.00%	System	\$133.11		\$40,905.00
72	24"d x 48" w laminate work surface	500	Footprint WS	2.26	Kimball	SS2448WSSL3	\$ 361.00	73.00%	System	\$97.47		\$86,565.00
73	36" w steel flipper door unit with lock	500	Footprint Storage	4.67	Kimball	24S143614SOFM	\$ 550.00	73.00%	System	\$148.50		\$48,735.00
74	48" w steel flipper door unit with lock	500	Footprint Storage	4.67	Kimball	24S144814SOFM	\$ 604.00	73.00%	System	\$163.08		\$74,250.00
75	24"d pedestal full height file cabinet with lock with two (2) file drawers to attach to work surface	1000	Footprint Storage	4.39	Kimball	12S2415PUFFM	\$ 631.00	72.00%	PDU	\$176.68		\$81,540.00
76	24"d pedestal full height file cabinet with lock with two (2) small box drawers position above one (1) file drawer to attach to work surface	1000	Footprint Storage	4.39	Kimball	12S2415PUBBFM	\$ 690.00	72.00%	PDU	\$193.20		\$176,680.00
77	11"h x 36" w tackboard	200	Narrate	3.91	Kimball	33P3611TSTBP	\$ 43.00	73.00%	System	\$11.61		\$193,200.00
78	30" w task light (must be within 6" of the width of flipper door unit)	100	Surfaces & Storage	7.3	Kimball	KSU25TL	\$ 272.00	73.00%	System	\$73.44		\$2,322.00
79	42" w task light (must be within 6" of the width of flipper door unit)	100	Surfaces & Storage	7.3	Kimball	KSU37TL	\$ 292.00	73.00%	System	\$78.84		\$7,344.00
80	Keyboard Tray	1000	PERKS	4.43	Kimball	99K1706KK1	\$ 665.00	57.00%	SysAcc	\$285.95		\$7,884.00
81	Panel Mount Rail Toolbar - 48" metal, includes two (2) supports, one rail with two (2) end caps	100	Narrate	3.69	Kimball	33P48PST	\$ 58.00	57.00%	SysAcc	\$24.94		\$285,950.00
82	Letter Tray. Mounts on slat pad horizontally, supports minimum of five (5) pounds	500	Narrate	3.202	Kimball	33P0913PTP	\$ 199.00	57.00%	SysAcc	\$85.57		\$2,494.00
83	Diagonal Tray	500	Narrate	3.201	Kimball	33P0912SSP	\$ 200.00	57.00%	SysAcc	\$86.00		\$42,785.00
84	Coat hook - one (1) per workstation	100	Narrate	3.201	Kimball	33PEPHP	\$ 79.00	57.00%	SysAcc	\$33.97		\$43,000.00
85	Task Chair	1000	Joya	20.4	Kimball	K56TMUFA	\$ 742.00	57.50%	STC	\$315.36		\$3,397.00
86	Guest Chair	2000	Pep	24.3	Kimball	K91SDXAML	\$ 556.00	57.50%	SCG	\$236.30		\$315,350.00
87	Side Chair	1000	Event	15.3	Kimball	95-2D	\$ 369.00	57.50%	SSC	\$156.83		\$472,600.00
88	Adjustable height arms	1000	Service Part	NA	Kimball		\$ 233.20	57.50%	STC	\$99.11		\$156,825.00
						2975600	\$					\$99,110.00

	A	B	C	D	E	F	G	H	I	J	K	L
89	Sofa - Upholstered in vinyl, minimum 72" (+/- 3"), minimum of four (4) stationary legs - no casters.	100	Boyd	12.7	Kimball	K743A	\$ 3,131.00	57.50%	FSF	\$1,330.68		
90	Lounge Chairs - Upholstered in vinyl, with arms not to exceed 32"w, minimum of four (4) stationary legs - no casters	200	Boyd	12.4	Kimball	K741A	\$ 1,561.00	57.50%	FSF	\$663.43		\$133,067.50
91	Credenzas 20"d x 72"w x 29" with two (2) storage cabinets full to the floor, laminate, locking	50	Stow	11.25	Kimball	72K217229CBDRLL	\$ 1,804.00	57.50%	FSF	\$766.70		\$132,685.00
92	Round Table: 48"w x 29"h with laminate top, metal column with cross base	500	Dock	2.6	Kimball	See Sheet 2	\$ 1,172.00	57.50%	FSF	\$498.10		\$38,335.00
93	Rectangle Table: 30"d x 72"w with laminate tops with steel base and four (4) legs on casters	500	Dock	2.37	Kimball	See Sheet 2	\$ 1,109.00	57.50%	FSF	\$471.33		\$249,050.00
94	Conference Table: 96"l x 48"w with laminate top with two (2) round laminate pedestal bases	300	Dock	2.66	Kimball	See Sheet 2	\$ 3,740.00	57.50%	FSF	\$1,589.50		\$235,682.50
95	Desk: 60"l x 30w x 29"h full laminate with laminate top, no steel, single pedestal box/file free standing design. Drawers open with side pulls. Full leg end panels and modesty panel.	500	Priority	5.119	Kimball	53KE3080DLFBL1	\$ 1,720.00	57.50%	FSF	\$731.00		\$476,850.00
96	Bookcase: 12"d x 36"w x 48"h laminate with finished back, one (1) stationary shelf and two (2) adjustable shelves, maximum 1.25" increment between adjustable shelving	100	Priority	5.294	Kimball	53K3653BCOSSFL	\$ 870.00	57.00%	CG	\$374.10		\$365,500.00
97	Storage Cabinet: 36"w x 18"d x 72"h Laminate with one (1) stationary shelf and four (4) adjustable shelves, maximum 1.25" increment	100	Alterna	22.116	Kimball	65K193678CSH2LL	\$ 2,007.00	57.00%	CG	\$863.01		\$37,410.00
98	Personal Wardrobe/Storage Cabinet: 18"w x 24"d x 77"h, Left or right door, four (4) adjustable shelves, coat rod and core-removeable lock, standard back	100	Priority	5.305	Kimball	53K1880VWHRL	\$ 1,620.00	57.00%	CG	\$696.60		\$86,301.00
99	Lateral File Cabinet non-pedestal: 2 Drawer Laminate 35"w x 22"d x 29"h	500	Fundamental	5.7	Kimball	FND18362	\$ 1,062.00	59.50%	FC	\$430.11		\$69,660.00
100	Lateral File Cabinet non-pedestal: 4 Drawer Steel 36"w x 19"d x 53"h	500	Fundamental	5.7	Kimball	FND18364	\$ 1,561.00	59.50%	FC	\$632.21		\$215,055.00
101	Reconfiguration Design: Hourly Rate (see Specification 3.11.1.1)	100					\$ 50.00			\$5,000.00		\$316,102.50
102	Reconfiguration Labor: Regular Rate (see specification 3.11.1.2)	100					\$ 50.00			\$5,000.00		\$5,000.00
103	Reconfiguration Labor: Overtime Rate (see Specification 3.11.1.3)	100					\$ 75.00			\$7,500.00		\$5,000.00
104										\$7,500.00		\$7,500.00
105	SYSTEM TYPE	DISCOUNT %	NOTE: The Discount Percentage entered will automatically populate the field corresponding to the system type in the spread sheet and calculate the bid totals.								TOTAL BID COST	\$6,952,454.50
106	System	73.00%										
107	System Accessories	57.00%										
108	PDU	72.00%										
109	Seating - STC,STG,SCG	57.50%										
110	FSF	57.50%										
111	CG	57.00%										
112	FC	59.50%										
113												

Company Name:	Omega Commercial Interiors
Contact:	David McCormick
Phone:	304-581-6701
Email:	dmccormick@omegacomint.com



Request For Quotation
CRFQ 0212 SWC1900000009
Furniture and Accessories – Statewide Contract
(SYSFURN19)



Kimball®



TABLE OF CONTENTS

• OMEGA KIMBALL Partnership	3
• Partnership Info	4-5
• PANEL SYSTEMS	6
• Interworks®	7
• Narrate®	8
• PAINT FINISHES	9
• Standard Solid Paint Offerings	10
• WARRANTY	11-12
• PRODUCT CERTIFICATIONS	13
• Product Information	14
• Kimball Certifications and voluntary commitments	15
• Closing	16

OMEGA & KIMBALL PARTNERSHIP

Section 1

THE OMEGA COMMERCIAL INTERIORS AND KIMBALL PARTNERSHIP

Collaborative Approach

Omega Commercial Interiors has been a Kimball Select Dealer since 2015 and has maintained a strong partnership since 2013. This established relationship enables us to sell, service, and install Kimball's product offering based on our proven service capabilities, expertise, and alignment with Kimball's principles around customer satisfaction.

OMEGA and Kimball are committed to delivering a positive and valuable experience. Both OMEGA and Kimball have extensive knowledge and experience working with GSA contracts to ensure successful outcomes. Our collaborative approach will be apparent as we work to earn your satisfaction on this project, and look to continue and grow our relationship with you.

About OMEGA

Omega Commercial Interiors is a consulting firm specializing in office furniture, commercial interior, and architectural interior products proudly serving the state of **West Virginia** and the Mid-Atlantic Region. Owners David McCormick, Jr. and Peggy Schifano Lovio, along with their associates, have fifty-eight years of combined experience in commercial office furniture and interior consulting. We are pleased to offer a wide variety of services that range from office furniture to architectural products. Our products include case goods, systems furniture, seating, lobby and waiting room furniture, carpeting and conference room furniture, demountable walls, sound masking, raised flooring and window shades.

Omega Commercial Interiors serves various segments of business and industry including healthcare, hospitality, automobile dealerships, banking, legal, general commercial offices and home office furniture. Whether it's space planning for a crowded office, conceptual interior design for a new building or office, or simply refreshing an existing space with new furniture, **Omega Commercial Interiors** can create a solution for your needs.



Kimball®
Select Dealer

THE OMEGA COMMERCIAL INTERIORS AND KIMBALL PARTNERSHIP

About Kimball

When curiosity and innovative thinking define your culture, solving problems in new and inventive ways can lead anywhere. That's how a piano maker from Jasper, Indiana became an industry leader in workplace, government, healthcare, and education furniture solutions. And while what Kimball makes and they make it will continue to advance, the purpose remains constant—to craft what's next so everyone can perform at their best.

The Kimball Office Furniture Company brand was established in 1970 and changed the name to simply "Kimball" in 2017. They are headquartered in Jasper, Indiana, with primary manufacturing operations located in Jasper and Salem, Indiana. As a design-driven, technology savvy furnishings provider, Kimball is a division of Kimball International, Inc., a publicly-traded company.

Kimball is customer-centric in every aspect of their business and bring transparency, warmth and humor to how they manage their relationships. Kimball is the only furniture manufacturer who has launched over 60 new products in the last four years and has outpaced BIFMA annual growth rates by 300%.



1200
Kimball
Employees



3000+
Kimball
International
Employees

MORE THAN **\$4,000,000**
invested in capital assets
IN LAST 15 MONTHS

1M+ Square Feet
of Facilities

PANEL SYSTEMS

Section 2


Interworks is compatible with existing State of West Virginia Kimball panel systems. All the pieces you need, without any of the usual hassles. Straightforward components make Interworks EQ a cinch to understand, plan, specify, and install. Clean lines and durable construction give you a good-looking, highly functional panel system that won't bust your budget. And it's just as easy to take apart and reconfigure.

Kimball seeks to prevent obsolescence by integrating new products and materials with existing to prevent waste and provide maximum return on investment for our customers. Kimball upgrades and enhances our products and materials on a regular basis and when possible utilizes existing products as building blocks for new products. Most of our new product and material introductions can be interfaced with existing products to provide options and enhancements to our product line without eliminating established standards.



There's a lot going on with Narrate, and for good reason. The system provides essential components every worker needs, along with plenty of fresh ideas. Top to bottom, end to end, Narrate makes a clean statement and supports workers on multiple levels.

- 1 Sliding Privacy Door
- 2 5-High Frame with Tile
- 3 Monitor Behind Back-Painted Glass
- 4 Stacking Frame Can Span Multiple Frames
- 18 Stacking Corner Post
- 19 Frameless Glass
- 20 Recessed Glass Top Cap
- 21 Trim Traxx
- 5 Framed Glass Tile
- 6 Ceiling Power / Data Pole
- 7 Top Channel Lay-in Cabling
- 8 Mid-Channel Electrical
- 22 End Trim
- 23 Open-Base Frame
- 24 End Support Leg
- 25 Blank Raceway Cover
- 9 Tech Tile
- 10 Off-Module Overhead
- 11 Support Traxx
- 12 Off-Module Connections
- 26 Laminate or Veneer Tile
- 27 Laminate or Paint Tile
- 28 Wireway Cover
- 29 8 or 8/10 Wire Electrical
- 13 Hi-Low Panel Trim
- 14 Markerboard Tile
- 15 Narrate Accessories
- 16 Slat Tile
- 17 Perks Accessories
- 30 Floor Power In-Feed
- 31 Vertical Jumpor
- 32 Single-Sided Electrical Frame (Shown without Raceway Cover)
- 33 Combo Tile



Narrate frames are available in five different base heights and can be built up to 80" and 93" tall by adding 1 or 2-High stackers.

PAINT FINISHES

Section 3

FINISHES

Solid



WARRANTY

Section 4

Our Pledge:

Kimball stands behind the craftsmanship of our products. When brought to our attention, we will address warranty issues quickly and effectively.

Recommendations:

Facilities managers and users are urged to make periodic inspections to look for signs of structural fatigue, damage or potential failure that may occur as a result of daily handling and use. Inspections should include the structural joints, corner blocks, screws or fasteners, welds, and any other points of stress. If any problems are found, the product should be taken out of service and Kimball Customer Service should be contacted promptly at 800-482-1818.

Limited Product Warranty:

Kimball warrants that its products are free from defects in materials and workmanship given normal use and care for a lifetime of single-shift service. Normal use is defined as the equivalent of a single shift, 40-hour work week.

Exception: Itsa and Campos seating models are warranted for three-shift (24/7) service. Wish seating, excluding Wish Classic, is warranted for threeshift (24/7) service and up to 400 lb. user weight.

Exception: Some products and parts have limited warranty periods. At its option, Kimball will repair or replace with comparable product, free of charge to the customer, any product, part or component manufactured and/or sold by Kimball in North America after November 6, 2000, which fails under normal use as a result of such defect. In the event that use of a product exceeds normal use as defined above, the warranty period for such product will be reduced to 12 years from date of manufacture, and the warranty for the product's components that fall under different warranty limitations, as listed at right, will be reduced to one-third of the original warranty.

This warranty is made by Kimball to the original customer for as long as the original customer owns and uses the product.

This warranty is only valid if the products are given normal and proper use, and installed or used in accordance with Kimball installation and/or application guidelines, and installed by an authorized Kimball dealer or agent. Kimball assumes no responsibility for repairs to products sustaining damages resulting from user modification, attachments to a product, misuse, abuse, alteration, or negligent use of our products.

EXCEPT AS EXPRESSLY SET FORTH ABOVE, THERE ARE NO OTHER WARRANTIES EITHER EXPRESS OR IMPLIED, INCLUDING BUT NOT LIMITED TO ANY WARRANTY OF MERCHANTABILITY OR FITNESS FOR ANY PARTICULAR PURPOSE. WE EXCLUDE AND WILL NOT PAY CONSEQUENTIAL, PUNITIVE, OR INCIDENTAL DAMAGES UNDER THIS WARRANTY.

All warranties run from date of manufacture.

Warranty Periods:

Warranty periods are limited for certain products and/or component parts as follows:

10-Year Warranty

- Bingo® side chairs and stools
- Poly™ seating

- Seating mechanisms

- Veneers

- Laminate

- Pneumatic lifts (cylinder assembly)

5-Year Warranty

- High-wear parts (such as casters, glides, drawer slides, moving chair arms)

- Xsede height-adjust base mechanism and electrical control box

- Electrical/power products

- Inflatable lumbar supports

- Lighting

- Desk sets

- Monitor arms

- Keyboard kits

- Covering materials (such as foam, most textiles, 3D laminate, and decorative trim)

- Marker Boards

3-Year Warranty

- Wool felt
- Custom products
- Carnegie fabrics
- Itsa mesh
- Campos mesh
- Wish mesh
- 1-Year Warranty
- Jolt™

Warranty Exclusions:

This warranty does not cover:

- The substitution of non-Kimball components for use in place of Kimball components
- Naturally occurring variations and differences in grain character and color between and within wood species
- Natural variations in marble and leather
- Damage caused by a freight carrier
- Normal wear and tear arising from product use
- Damage resulting from improper use or storage of the product
- C.O.M. (Customer's Own Material) or any other non-standard material specified by the customer, including attributes such as appearance, durability, quality, performance, colorfastness, etc.
- Alliance program fabrics
- Fabric, leather, and felt fading and wear, discoloration from contact with liquids or change in color or texture caused by application of finishes (flame proofing, stain resistance)
- Alterations to the product not expressly authorized by Kimball
- Products considered to be of consumable nature (such as bulbs, light ballast, and certain electronic products)

PRODUCT CERTIFICATIONS

Section 5

Product	Testing	Warranty	SCS Indoor Advantage	Qualifies for LEED Credits	Qualifies for LEED Credits
ALTERNA	ANSI/BIFMA X5.9-2012	Lifetime of single shift service	Gold	Yes	Yes
JOYA	ANSI/BIFMA X5.1-2011	Lifetime of single shift service	Gold	Yes	Yes
PEP	ANSI/BIFMA X5.1-2017	Lifetime of single shift service	Gold	Yes	Yes
EVENT	ANSI/BIFMA X5.4-2012	Lifetime of single shift service	Gold	Yes	Yes
BOYD	ANSI/BIFMA X5.4-2012	Lifetime of single shift service	Gold	Yes	Yes
FOOTPRINT	ANSI/BIFMA X5.9 - 2012	Lifetime of single shift service	Gold	Yes	Yes
FUNDAMENTAL	ANSI/BIFMA - X5.9 - 2012	Lifetime of single shift service	Gold	Yes	Yes
PRIORITY	ANSI/BIFMA - X5.5 - 2014	Lifetime of single shift service	Gold	Yes	Yes
STOW	ANSI/BIFMA - X5.5 - 2014 ANSI/BIFMA -X5.9 -2012	Lifetime of single shift service	Gold	Yes	Yes
DOCK	ANSI/BIFMA X5.5-2014	Lifetime of single shift service	Gold	Yes	Yes
INTERWORKS	ANSI/BIFMA X5.6-2010	Lifetime of single shift service	Gold	Yes	Yes
NARRATE	ANSI/BIFMA X5.6-2016	Lifetime of single shift service	Gold	Yes	Yes

CERTIFICATIONS AND VOLUNTARY COMMITMENTS



Carbon Disclosure Project (CDP)

The CDP works with corporations and shareholders to disclose major corporations' greenhouse gas emissions.



Carbon Business and Institutional Furniture Manufacturer's Association

Kimball products are evaluated to the stringent requirements of the ANSI/BIFMA standards. Products are put through rigorous tests that have been specifically designed and developed by experts. These tests are met to measure safety, performance, and sustainability.



EPA SmartWay

EPA's SmartWay program helps companies advance supply chain sustainability by measuring, benchmarking, and freight transportation efficiency.



Indiana Voluntary Idling Program

Indiana's Department of Environmental Voluntary Idling program (VIP) is designed to encourage companies to go above and beyond federal and state requirements by making a voluntary commitment to reduce or eliminate unnecessary vehicle idling.

U.S. Green Building Council

Kimball has been an active member of the US Green Building Council since 2001. Their Leadership in Energy and Environmental Design (LEED) is a rating system that evaluates the environmental performance of a building and encourages market transformation towards sustainable design.



Kimball has sought and received LEED certification for several of its facilities. Our San Francisco and Washington DC showrooms are LEED-CI Gold certified; our Atlanta and Chicago showrooms are LEED-CI Silver certified; and our New York showroom and Corporate Headquarters in Jasper are LEED-CI certified.



Kimball manufacturing plants are certified with:

ISO9001 Quality Management System
ISO14001 Environmental Management System



SCS Indoor Advantage Gold

The Indoor Advantage™ Gold label is awarded by third party certifier SCS Global Services. It is awarded to products that do not exceed the VOC emission criteria established in the BIFMA X7.1 Emission Standard and/or meet the more stringent California Section 01350 criteria adopted by Collaborative for High Performance Schools (CHPS). The Indoor Advantage Gold mark also contributes to LEED rating systems.



Well Building Standard

The International WELL Building Institute is the administrator of the WELL Building Standard. The standard marries best practices in design and construction with evidence-based health and wellness interventions. It harnesses the built environment as a vehicle to support human health, wellbeing, and comfort. Kimball product support WELL concepts of Air, Light, Fitness, Comfort, and Mind.



LEVEL

LEVEL is the label awarded to office furniture products that meet the furniture sustainability standard from BIFMA (Business and Institutional Furniture Manufacturers Association). Furniture earning this mark has been validated by an approved certification body as meeting the multiple criteria of this holistic standard.



Testing Accreditation

The Kimball International Testing and Calibration Lab is accredited in accordance with the recognized International Standard ISO/IEC 17025. This accreditation demonstrates technical competence in the defined scope of ANSI/BIFMA testing.



| Kimball®

INSTRUCTIONS TO VENDORS SUBMITTING BIDS

1. REVIEW DOCUMENTS THOROUGHLY: The attached documents contain a solicitation for bids. Please read these instructions and all documents attached in their entirety. These instructions provide critical information about requirements that if overlooked could lead to disqualification of a Vendor's bid. All bids must be submitted in accordance with the provisions contained in these instructions and the Solicitation. Failure to do so may result in disqualification of Vendor's bid.

2. MANDATORY TERMS: The Solicitation may contain mandatory provisions identified by the use of the words "must," "will," and "shall." Failure to comply with a mandatory term in the Solicitation will result in bid disqualification.

3. PREBID MEETING: The item identified below shall apply to this Solicitation.

A pre-bid meeting will not be held prior to bid opening

A NON-MANDATORY PRE-BID meeting will be held at the following place and time:

A MANDATORY PRE-BID meeting will be held at the following place and time:

All Vendors submitting a bid must attend the mandatory pre-bid meeting. Failure to attend the mandatory pre-bid meeting shall result in disqualification of the Vendor's bid. No one person attending the pre-bid meeting may represent more than one Vendor.

An attendance sheet provided at the pre-bid meeting shall serve as the official document verifying attendance. The State will not accept any other form of proof or documentation to verify attendance. Any person attending the pre-bid meeting on behalf of a Vendor must list on the attendance sheet his or her name and the name of the Vendor he or she is representing.

Additionally, the person attending the pre-bid meeting should include the Vendor's E-Mail address, phone number, and Fax number on the attendance sheet. It is the Vendor's responsibility to locate the attendance sheet and provide the required information. Failure to complete the attendance sheet as required may result in disqualification of Vendor's bid.

All Vendors should arrive prior to the starting time for the pre-bid. Vendors who arrive after the starting time but prior to the end of the pre-bid will be permitted to sign in, but are charged with knowing all matters discussed at the pre-bid.

Questions submitted at least five business days prior to a scheduled pre-bid will be discussed at the pre-bid meeting if possible. Any discussions or answers to questions at the pre-bid meeting are preliminary in nature and are non-binding. Official and binding answers to questions will be published in a written addendum to the Solicitation prior to bid opening.

4. VENDOR QUESTION DEADLINE: Vendors may submit questions relating to this Solicitation to the Purchasing Division. Questions must be submitted in writing. All questions must be submitted on or before the date listed below and to the address listed below in order to be considered. A written response will be published in a Solicitation addendum if a response is possible and appropriate. Non-written discussions, conversations, or questions and answers regarding this Solicitation are preliminary in nature and are nonbinding.

Submitted e-mails should have solicitation number in the subject line.

Question Submission Deadline: January 07, 2019 due by 2:00pm EST

Submit Questions to: Mark Atkins, Senior Buyer
2019 Washington Street, East
Charleston, WV 25305
Fax: (304) 558-4115 (Vendors should not use this fax number for bid submission)
Email: Mark.A.Atkins@wv.gov

5. VERBAL COMMUNICATION: Any verbal communication between the Vendor and any State personnel is not binding, including verbal communication at the mandatory pre-bid conference. Only information issued in writing and added to the Solicitation by an official written addendum by the Purchasing Division is binding.

6. BID SUBMISSION: All bids must be submitted electronically through wvOASIS or signed and delivered by the Vendor to the Purchasing Division at the address listed below on or before the date and time of the bid opening. Any bid received by the Purchasing Division staff is considered to be in the possession of the Purchasing Division and will not be returned for any reason. The Purchasing Division will not accept bids, modification of bids, or addendum acknowledgment forms via e-mail. Acceptable delivery methods include electronic submission via wvOASIS, hand delivery, delivery by courier, or facsimile.

The bid delivery address is:
Department of Administration, Purchasing Division
2019 Washington Street East
Charleston, WV 25305-0130

A bid that is not submitted electronically through wvOASIS should contain the information listed below on the face of the envelope or the bid may be rejected by the Purchasing Division.:

SEALED BID: SYSFURN19
BUYER: Mark Atkins, File #33
SOLICITATION NO.: CRFQ 0212 SWC19000000009
BID OPENING DATE: 01/15/2019
BID OPENING TIME: 1:30pm EDT
FAX NUMBER: 304-558-3970

The Purchasing Division may prohibit the submission of bids electronically through wvOASIS at its sole discretion. Such a prohibition will be contained and communicated in the wvOASIS system resulting in the Vendor's inability to submit bids through wvOASIS. Submission of a response to an Expression or Interest or Request for Proposal is not permitted in wvOASIS.

For Request For Proposal ("RFP") Responses Only: In the event that Vendor is responding to a request for proposal, the Vendor shall submit one original technical and one original cost proposal plus N/A convenience copies of each to the Purchasing Division at the address shown above. Additionally, the Vendor should identify the bid type as either a technical or cost proposal on the face of each bid envelope submitted in response to a request for proposal as follows:

BID TYPE: (This only applies to CRFP)

- Technical
 Cost

7. BID OPENING: Bids submitted in response to this Solicitation will be opened at the location identified below on the date and time listed below. Delivery of a bid after the bid opening date and time will result in bid disqualification. For purposes of this Solicitation, a bid is considered delivered when confirmation of delivery is provided by wvOASIS (in the case of electronic submission) or when the bid is time stamped by the official Purchasing Division time clock (in the case of hand delivery).

Bid Opening Date and Time: January 15, 2019 at 1:30pm EST

Bid Opening Location: Department of Administration, Purchasing Division
2019 Washington Street East
Charleston, WV 25305-0130

8. ADDENDUM ACKNOWLEDGEMENT: Changes or revisions to this Solicitation will be made by an official written addendum issued by the Purchasing Division. Vendor should acknowledge receipt of all addenda issued with this Solicitation by completing an Addendum Acknowledgment Form, a copy of which is included herewith. Failure to acknowledge addenda may result in bid disqualification. The addendum acknowledgement should be submitted with the bid to expedite document processing.

9. BID FORMATTING: Vendor should type or electronically enter the information onto its bid to prevent errors in the evaluation. Failure to type or electronically enter the information may result in bid disqualification.

10. ALTERNATE MODEL OR BRAND: Unless the box below is checked, any model, brand, or specification listed in this Solicitation establishes the acceptable level of quality only and is not intended to reflect a preference for, or in any way favor, a particular brand or vendor. Vendors may bid alternates to a listed model or brand provided that the alternate is at least equal to the model or brand and complies with the required specifications. The equality of any alternate being bid shall be determined by the State at its sole discretion. Any Vendor bidding an alternate model or brand should clearly identify the alternate items in its bid and should include manufacturer's specifications, industry literature, and/or any other relevant documentation demonstrating the equality of the alternate items. Failure to provide information for alternate items may be grounds for rejection of a Vendor's bid.

This Solicitation is based upon a standardized commodity established under W. Va. Code § 5A-3-61. Vendors are expected to bid the standardized commodity identified. Failure to bid the standardized commodity will result in your firm's bid being rejected.

11. EXCEPTIONS AND CLARIFICATIONS: The Solicitation contains the specifications that shall form the basis of a contractual agreement. Vendor shall clearly mark any exceptions, clarifications, or other proposed modifications in its bid. Exceptions to, clarifications of, or modifications of a requirement or term and condition of the Solicitation may result in bid disqualification.

12. COMMUNICATION LIMITATIONS: In accordance with West Virginia Code of State Rules §148-1-6.6, communication with the State of West Virginia or any of its employees regarding this Solicitation during the solicitation, bid, evaluation or award periods, except through the Purchasing Division, is strictly prohibited without prior Purchasing Division approval. Purchasing Division approval for such communication is implied for all agency delegated and exempt purchases.

13. REGISTRATION: Prior to Contract award, the apparent successful Vendor must be properly registered with the West Virginia Purchasing Division and must have paid the \$125 fee, if applicable.

14. UNIT PRICE: Unit prices shall prevail in cases of a discrepancy in the Vendor's bid.

15. PREFERENCE: Vendor Preference may be requested in purchases of motor vehicles or construction and maintenance equipment and machinery used in highway and other infrastructure projects. Any request for preference must be submitted in writing with the bid, must specifically identify the preference requested with reference to the applicable subsection of West Virginia Code § 5A-3-37, and should include with the bid any information necessary to evaluate and confirm the applicability of the requested preference. A request form to help facilitate the request can be found at:
<http://www.state.wv.us/admin/purchase/vrc/Venpref.pdf>.

15A. RECIPROCAL PREFERENCE: The State of West Virginia applies a reciprocal preference to all solicitations for commodities and printing in accordance with W. Va. Code § 5A-3-37(b). In effect, non-resident vendors receiving a preference in their home states, will see that same preference granted to West Virginia resident vendors bidding against them in West Virginia. A request form to help facilitate the request can be found at:
<http://www.state.wv.us/admin/purchase/vrc/Venpref.pdf>.

16. SMALL, WOMEN-OWNED, OR MINORITY-OWNED BUSINESSES: For any solicitations publicly advertised for bid, in accordance with West Virginia Code §5A-3-37(a)(7) and W. Va. CSR § 148-22-9, any non-resident vendor certified as a small, women-owned, or minority-owned business under W. Va. CSR § 148-22-9 shall be provided the same preference made available to any resident vendor. Any non-resident small, women-owned, or minority-owned business must identify itself as such in writing, must submit that writing to the Purchasing Division with its bid, and must be properly certified under W. Va. CSR § 148-22-9 prior to contract award to receive the preferences made available to resident vendors. Preference for a non-resident small, women-owned, or minority owned business shall be applied in accordance with W. Va. CSR § 148-22-9.

17. WAIVER OF MINOR IRREGULARITIES: The Director reserves the right to waive minor irregularities in bids or specifications in accordance with West Virginia Code of State Rules § 148-1-4.6.

18. ELECTRONIC FILE ACCESS RESTRICTIONS: Vendor must ensure that its submission in wvOASIS can be accessed and viewed by the Purchasing Division staff immediately upon bid opening. The Purchasing Division will consider any file that cannot be immediately accessed and viewed at the time of the bid opening (such as, encrypted files, password protected files, or incompatible files) to be blank or incomplete as context requires, and are therefore unacceptable. A vendor will not be permitted to unencrypt files, remove password protections, or resubmit documents after bid opening to make a file viewable if those documents are required with the bid. A Vendor may be required to provide document passwords or remove access restrictions to allow the Purchasing Division to print or electronically save documents provided that those documents are viewable by the Purchasing Division prior to obtaining the password or removing the access restriction.

19. NON-RESPONSIBLE: The Purchasing Division Director reserves the right to reject the bid of any vendor as Non-Responsible in accordance with W. Va. Code of State Rules § 148-1-5.3, when the Director determines that the vendor submitting the bid does not have the capability to fully perform, or lacks the integrity and reliability to assure good-faith performance.”

20. ACCEPTANCE/REJECTION: The State may accept or reject any bid in whole, or in part in accordance with W. Va. Code of State Rules § 148-1-4.5. and § 148-1-6.4.b.”

21. YOUR SUBMISSION IS A PUBLIC DOCUMENT: Vendor’s entire response to the Solicitation and the resulting Contract are public documents. As public documents, they will be disclosed to the public following the bid/proposal opening or award of the contract, as required by the competitive bidding laws of West Virginia Code §§ 5A-3-1 et seq., 5-22-1 et seq., and 5G-1-1 et seq. and the Freedom of Information Act West Virginia Code §§ 29B-1-1 et seq.

DO NOT SUBMIT MATERIAL YOU CONSIDER TO BE CONFIDENTIAL, A TRADE SECRET, OR OTHERWISE NOT SUBJECT TO PUBLIC DISCLOSURE.

Submission of any bid, proposal, or other document to the Purchasing Division constitutes your explicit consent to the subsequent public disclosure of the bid, proposal, or document. The Purchasing Division will disclose any document labeled “confidential,” “proprietary,” “trade secret,” “private,” or labeled with any other claim against public disclosure of the documents, to include any “trade secrets” as defined by West Virginia Code § 47-22-1 et seq. All submissions are subject to public disclosure without notice.

22. INTERESTED PARTY DISCLOSURE: West Virginia Code § 6D-1-2 requires that the vendor submit to the Purchasing Division a disclosure of interested parties to the contract for all contracts with an actual or estimated value of at least \$1 Million. That disclosure must occur on the form prescribed and approved by the WV Ethics Commission prior to contract award. A copy of that form is included with this solicitation or can be obtained from the WV Ethics Commission. This requirement does not apply to publicly traded companies listed on a national or international stock exchange. A more detailed definition of interested parties can be obtained from the form referenced above.

23. WITH THE BID REQUIREMENTS: In instances where these specifications require documentation or other information with the bid, and a vendor fails to provide it with the bid, the Director of the Purchasing Division reserves the right to request those items after bid opening and prior to contract award pursuant to the authority to waive minor irregularities in bids or specifications under W. Va. CSR § 148-1-4.6. This authority does not apply to instances where state law mandates receipt with the bid.

GENERAL TERMS AND CONDITIONS:

1. **CONTRACTUAL AGREEMENT:** Issuance of a Award Document signed by the Purchasing Division Director, or his designee, and approved as to form by the Attorney General's office constitutes acceptance of this Contract made by and between the State of West Virginia and the Vendor. Vendor's signature on its bid signifies Vendor's agreement to be bound by and accept the terms and conditions contained in this Contract.
2. **DEFINITIONS:** As used in this Solicitation/Contract, the following terms shall have the meanings attributed to them below. Additional definitions may be found in the specifications included with this Solicitation/Contract.
 - 2.1. **"Agency" or "Agencies"** means the agency, board, commission, or other entity of the State of West Virginia that is identified on the first page of the Solicitation or any other public entity seeking to procure goods or services under this Contract.
 - 2.2. **"Bid" or "Proposal"** means the vendors submitted response to this solicitation.
 - 2.3. **"Contract"** means the binding agreement that is entered into between the State and the Vendor to provide the goods or services requested in the Solicitation.
 - 2.4. **"Director"** means the Director of the West Virginia Department of Administration, Purchasing Division.
 - 2.5. **"Purchasing Division"** means the West Virginia Department of Administration, Purchasing Division.
 - 2.6. **"Award Document"** means the document signed by the Agency and the Purchasing Division, and approved as to form by the Attorney General, that identifies the Vendor as the contract holder.
 - 2.7. **"Solicitation"** means the official notice of an opportunity to supply the State with goods or services that is published by the Purchasing Division.
 - 2.8. **"State"** means the State of West Virginia and/or any of its agencies, commissions, boards, etc. as context requires.
 - 2.9. **"Vendor" or "Vendors"** means any entity submitting a bid in response to the Solicitation, the entity that has been selected as the lowest responsible bidder, or the entity that has been awarded the Contract as context requires.

3. CONTRACT TERM; RENEWAL; EXTENSION: The term of this Contract shall be determined in accordance with the category that has been identified as applicable to this Contract below:

Term Contract

Initial Contract Term: This Contract becomes effective on upon award and extends for a period of one (1) year(s).

Renewal Term: This Contract may be renewed upon the mutual written consent of the Agency, and the Vendor, with approval of the Purchasing Division and the Attorney General's office (Attorney General approval is as to form only). Any request for renewal should be delivered to the Agency and then submitted to the Purchasing Division thirty (30) days prior to the expiration date of the initial contract term or appropriate renewal term. A Contract renewal shall be in accordance with the terms and conditions of the original contract. Unless otherwise specified below, renewal of this Contract is limited to three (3) successive one (1) year periods or multiple renewal periods of less than one year, provided that the multiple renewal periods do not exceed the total number of months available in all renewal years combined. Automatic renewal of this Contract is prohibited. Renewals must be approved by the Vendor, Agency, Purchasing Division and Attorney General's office (Attorney General approval is as to form only)

Alternate Renewal Term – This contract may be renewed for _____ successive _____ year periods or shorter periods provided that they do not exceed the total number of months contained in all available renewals. Automatic renewal of this Contract is prohibited. Renewals must be approved by the Vendor, Agency, Purchasing Division and Attorney General's office (Attorney General approval is as to form only)

Delivery Order Limitations: In the event that this contract permits delivery orders, a delivery order may only be issued during the time this Contract is in effect. Any delivery order issued within one year of the expiration of this Contract shall be effective for one year from the date the delivery order is issued. No delivery order may be extended beyond one year after this Contract has expired.

Fixed Period Contract: This Contract becomes effective upon Vendor's receipt of the notice to proceed and must be completed within _____ days.

Fixed Period Contract with Renewals: This Contract becomes effective upon Vendor's receipt of the notice to proceed and part of the Contract more fully described in the attached specifications must be completed within _____ days. Upon completion of the work covered by the preceding sentence, the vendor agrees that maintenance, monitoring, or warranty services will be provided for _____ year(s) thereafter.

One Time Purchase: The term of this Contract shall run from the issuance of the Award Document until all of the goods contracted for have been delivered, but in no event will this Contract extend for more than one fiscal year.

Other: See attached.

4. NOTICE TO PROCEED: Vendor shall begin performance of this Contract immediately upon receiving notice to proceed unless otherwise instructed by the Agency. Unless otherwise specified, the fully executed Award Document will be considered notice to proceed.

5. QUANTITIES: The quantities required under this Contract shall be determined in accordance with the category that has been identified as applicable to this Contract below.

Open End Contract: Quantities listed in this Solicitation are approximations only, based on estimates supplied by the Agency. It is understood and agreed that the Contract shall cover the quantities actually ordered for delivery during the term of the Contract, whether more or less than the quantities shown.

Service: The scope of the service to be provided will be more clearly defined in the specifications included herewith.

Combined Service and Goods: The scope of the service and deliverable goods to be provided will be more clearly defined in the specifications included herewith.

One Time Purchase: This Contract is for the purchase of a set quantity of goods that are identified in the specifications included herewith. Once those items have been delivered, no additional goods may be procured under this Contract without an appropriate change order approved by the Vendor, Agency, Purchasing Division, and Attorney General's office.

6. EMERGENCY PURCHASES: The Purchasing Division Director may authorize the Agency to purchase goods or services in the open market that Vendor would otherwise provide under this Contract if those goods or services are for immediate or expedited delivery in an emergency. Emergencies shall include, but are not limited to, delays in transportation or an unanticipated increase in the volume of work. An emergency purchase in the open market, approved by the Purchasing Division Director, shall not constitute a breach of this Contract and shall not entitle the Vendor to any form of compensation or damages. This provision does not excuse the State from fulfilling its obligations under a One Time Purchase contract.

7. REQUIRED DOCUMENTS: All of the items checked below must be provided to the Purchasing Division by the Vendor as specified below.

BID BOND (Construction Only): Pursuant to the requirements contained in W. Va. Code § 5-22-1(c), All Vendors submitting a bid on a construction project shall furnish a valid bid bond in the amount of five percent (5%) of the total amount of the bid protecting the State of West Virginia. The bid bond must be submitted with the bid.

PERFORMANCE BOND: The apparent successful Vendor shall provide a performance bond in the amount of 100% of the contract. The performance bond must be received by the Purchasing Division prior to Contract award.

LABOR/MATERIAL PAYMENT BOND: The apparent successful Vendor shall provide a labor/material payment bond in the amount of 100% of the Contract value. The labor/material payment bond must be delivered to the Purchasing Division prior to Contract award.

In lieu of the Bid Bond, Performance Bond, and Labor/Material Payment Bond, the Vendor may provide certified checks, cashier's checks, or irrevocable letters of credit. Any certified check, cashier's check, or irrevocable letter of credit provided in lieu of a bond must be of the same amount and delivered on the same schedule as the bond it replaces. A letter of credit submitted in lieu of a performance and labor/material payment bond will only be allowed for projects under \$100,000. Personal or business checks are not acceptable. Notwithstanding the foregoing, West Virginia Code § 5-22-1 (d) mandates that a vendor provide a performance and labor/material payment bond for construction projects. Accordingly, substitutions for the performance and labor/material payment bonds for construction projects is not permitted.

MAINTENANCE BOND: The apparent successful Vendor shall provide a two (2) year maintenance bond covering the roofing system. The maintenance bond must be issued and delivered to the Purchasing Division prior to Contract award.

LICENSE(S) / CERTIFICATIONS / PERMITS: In addition to anything required under the Section of the General Terms and Conditions entitled Licensing, the apparent successful Vendor shall furnish proof of the following licenses, certifications, and/or permits prior to Contract award, in a form acceptable to the Purchasing Division.

The apparent successful Vendor shall also furnish proof of any additional licenses or certifications contained in the specifications prior to Contract award regardless of whether or not that requirement is listed above.

8. INSURANCE: The apparent successful Vendor shall furnish proof of the insurance identified by a checkmark below and must include the State as an additional insured on each policy prior to Contract award. The insurance coverages identified below must be maintained throughout the life of this contract. Thirty (30) days prior to the expiration of the insurance policies, Vendor shall provide the Agency with proof that the insurance mandated herein has been continued. Vendor must also provide Agency with immediate notice of any changes in its insurance policies, including but not limited to, policy cancelation, policy reduction, or change in insurers. The apparent successful Vendor shall also furnish proof of any additional insurance requirements contained in the specifications prior to Contract award regardless of whether or not that insurance requirement is listed in this section.

Vendor must maintain:

Commercial General Liability Insurance in at least an amount of: \$1,000,000.00 per occurrence.

Automobile Liability Insurance in at least an amount of: \$1,000,000.00 per occurrence.

Professional/Malpractice/Errors and Omission Insurance in at least an amount of: _____ per occurrence.

Commercial Crime and Third Party Fidelity Insurance in an amount of: _____ per occurrence.

Cyber Liability Insurance in an amount of: _____ per occurrence.

Builders Risk Insurance in an amount equal to 100% of the amount of the Contract.

Pollution Insurance in an amount of: _____ per occurrence.

Aircraft Liability in an amount of: _____ per occurrence.

Notwithstanding anything contained in this section to the contrary, the Director of the Purchasing Division reserves the right to waive the requirement that the State be named as an additional insured on one or more of the Vendor's insurance policies if the Director finds that doing so is in the State's best interest.

9. WORKERS' COMPENSATION INSURANCE: The apparent successful Vendor shall comply with laws relating to workers compensation, shall maintain workers' compensation insurance when required, and shall furnish proof of workers' compensation insurance upon request.

10. [Reserved]

11. LIQUIDATED DAMAGES: This clause shall in no way be considered exclusive and shall not limit the State or Agency's right to pursue any other available remedy. Vendor shall pay liquidated damages in the amount specified below or as described in the specifications:

_____ for _____

Liquidated Damages Contained in the Specifications

12. ACCEPTANCE: Vendor's signature on its bid, or on the certification and signature page, constitutes an offer to the State that cannot be unilaterally withdrawn, signifies that the product or service proposed by vendor meets the mandatory requirements contained in the Solicitation for that product or service, unless otherwise indicated, and signifies acceptance of the terms and conditions contained in the Solicitation unless otherwise indicated.

13. PRICING: The pricing set forth herein is firm for the life of the Contract, unless specified elsewhere within this Solicitation/Contract by the State. A Vendor's inclusion of price adjustment provisions in its bid, without an express authorization from the State in the Solicitation to do so, may result in bid disqualification.

14. PAYMENT IN ARREARS: Payment in advance is prohibited under this Contract. Payment may only be made after the delivery and acceptance of goods or services. The Vendor shall submit invoices, in arrears.

15. PAYMENT METHODS: Vendor must accept payment by electronic funds transfer and P-Card. (The State of West Virginia's Purchasing Card program, administered under contract by a banking institution, processes payment for goods and services through state designated credit cards.)

16. TAXES: The Vendor shall pay any applicable sales, use, personal property or any other taxes arising out of this Contract and the transactions contemplated thereby. The State of West Virginia is exempt from federal and state taxes and will not pay or reimburse such taxes.

17. ADDITIONAL FEES: Vendor is not permitted to charge additional fees or assess additional charges that were not either expressly provided for in the solicitation published by the State of West Virginia or included in the unit price or lump sum bid amount that Vendor is required by the solicitation to provide. Including such fees or charges as notes to the solicitation may result in rejection of vendor's bid. Requesting such fees or charges be paid after the contract has been awarded may result in cancellation of the contract.

18. FUNDING: This Contract shall continue for the term stated herein, contingent upon funds being appropriated by the Legislature or otherwise being made available. In the event funds are not appropriated or otherwise made available, this Contract becomes void and of no effect beginning on July 1 of the fiscal year for which funding has not been appropriated or otherwise made available.

19. CANCELLATION: The Purchasing Division Director reserves the right to cancel this Contract immediately upon written notice to the vendor if the materials or workmanship supplied do not conform to the specifications contained in the Contract. The Purchasing Division Director may also cancel any purchase or Contract upon 30 days written notice to the Vendor in accordance with West Virginia Code of State Rules § 148-1-5.2.b.

20. TIME: Time is of the essence with regard to all matters of time and performance in this Contract.

21. APPLICABLE LAW: This Contract is governed by and interpreted under West Virginia law without giving effect to its choice of law principles. Any information provided in specification manuals, or any other source, verbal or written, which contradicts or violates the West Virginia Constitution, West Virginia Code or West Virginia Code of State Rules is void and of no effect.

22. COMPLIANCE WITH LAWS: Vendor shall comply with all applicable federal, state, and local laws, regulations and ordinances. By submitting a bid, Vendor acknowledges that it has reviewed, understands, and will comply with all applicable laws, regulations, and ordinances.

SUBCONTRACTOR COMPLIANCE: Vendor shall notify all subcontractors providing commodities or services related to this Contract that as subcontractors, they too are required to comply with all applicable laws, regulations, and ordinances. Notification under this provision must occur prior to the performance of any work under the contract by the subcontractor.

23. ARBITRATION: Any references made to arbitration contained in this Contract, Vendor's bid, or in any American Institute of Architects documents pertaining to this Contract are hereby deleted, void, and of no effect.

- 24. MODIFICATIONS:** This writing is the parties' final expression of intent. Notwithstanding anything contained in this Contract to the contrary no modification of this Contract shall be binding without mutual written consent of the Agency, and the Vendor, with approval of the Purchasing Division and the Attorney General's office (Attorney General approval is as to form only). Any change to existing contracts that adds work or changes contract cost, and were not included in the original contract, must be approved by the Purchasing Division and the Attorney General's Office (as to form) prior to the implementation of the change or commencement of work affected by the change.
- 25. WAIVER:** The failure of either party to insist upon a strict performance of any of the terms or provision of this Contract, or to exercise any option, right, or remedy herein contained, shall not be construed as a waiver or a relinquishment for the future of such term, provision, option, right, or remedy, but the same shall continue in full force and effect. Any waiver must be expressly stated in writing and signed by the waiving party.
- 26. SUBSEQUENT FORMS:** The terms and conditions contained in this Contract shall supersede any and all subsequent terms and conditions which may appear on any form documents submitted by Vendor to the Agency or Purchasing Division such as price lists, order forms, invoices, sales agreements, or maintenance agreements, and includes internet websites or other electronic documents. Acceptance or use of Vendor's forms does not constitute acceptance of the terms and conditions contained thereon.
- 27. ASSIGNMENT:** Neither this Contract nor any monies due, or to become due hereunder, may be assigned by the Vendor without the express written consent of the Agency, the Purchasing Division, the Attorney General's office (as to form only), and any other government agency or office that may be required to approve such assignments.
- 28. WARRANTY:** The Vendor expressly warrants that the goods and/or services covered by this Contract will: (a) conform to the specifications, drawings, samples, or other description furnished or specified by the Agency; (b) be merchantable and fit for the purpose intended; and (c) be free from defect in material and workmanship.
- 29. STATE EMPLOYEES:** State employees are not permitted to utilize this Contract for personal use and the Vendor is prohibited from permitting or facilitating the same.
- 30. PRIVACY, SECURITY, AND CONFIDENTIALITY:** The Vendor agrees that it will not disclose to anyone, directly or indirectly, any such personally identifiable information or other confidential information gained from the Agency, unless the individual who is the subject of the information consents to the disclosure in writing or the disclosure is made pursuant to the Agency's policies, procedures, and rules. Vendor further agrees to comply with the Confidentiality Policies and Information Security Accountability Requirements, set forth in <http://www.state.wv.us/admin/purchase/privacy/default.html>.

31. YOUR SUBMISSION IS A PUBLIC DOCUMENT: Vendor's entire response to the Solicitation and the resulting Contract are public documents. As public documents, they will be disclosed to the public following the bid/proposal opening or award of the contract, as required by the competitive bidding laws of West Virginia Code §§ 5A-3-1 et seq., 5-22-1 et seq., and 5G-1-1 et seq. and the Freedom of Information Act West Virginia Code §§ 29B-1-1 et seq.

DO NOT SUBMIT MATERIAL YOU CONSIDER TO BE CONFIDENTIAL, A TRADE SECRET, OR OTHERWISE NOT SUBJECT TO PUBLIC DISCLOSURE.

Submission of any bid, proposal, or other document to the Purchasing Division constitutes your explicit consent to the subsequent public disclosure of the bid, proposal, or document. The Purchasing Division will disclose any document labeled "confidential," "proprietary," "trade secret," "private," or labeled with any other claim against public disclosure of the documents, to include any "trade secrets" as defined by West Virginia Code § 47-22-1 et seq. All submissions are subject to public disclosure without notice.

32. LICENSING: In accordance with West Virginia Code of State Rules § 148-1-6.1.e, Vendor must be licensed and in good standing in accordance with any and all state and local laws and requirements by any state or local agency of West Virginia, including, but not limited to, the West Virginia Secretary of State's Office, the West Virginia Tax Department, West Virginia Insurance Commission, or any other state agency or political subdivision. Obligations related to political subdivisions may include, but are not limited to, business licensing, business and occupation taxes, inspection compliance, permitting, etc. Upon request, the Vendor must provide all necessary releases to obtain information to enable the Purchasing Division Director or the Agency to verify that the Vendor is licensed and in good standing with the above entities.

SUBCONTRACTOR COMPLIANCE: Vendor shall notify all subcontractors providing commodities or services related to this Contract that as subcontractors, they too are required to be licensed, in good standing, and up-to-date on all state and local obligations as described in this section. Obligations related to political subdivisions may include, but are not limited to, business licensing, business and occupation taxes, inspection compliance, permitting, etc. Notification under this provision must occur prior to the performance of any work under the contract by the subcontractor.

33. ANTITRUST: In submitting a bid to, signing a contract with, or accepting a Award Document from any agency of the State of West Virginia, the Vendor agrees to convey, sell, assign, or transfer to the State of West Virginia all rights, title, and interest in and to all causes of action it may now or hereafter acquire under the antitrust laws of the United States and the State of West Virginia for price fixing and/or unreasonable restraints of trade relating to the particular commodities or services purchased or acquired by the State of West Virginia. Such assignment shall be made and become effective at the time the purchasing agency tenders the initial payment to Vendor.

34. VENDOR CERTIFICATIONS: By signing its bid or entering into this Contract, Vendor certifies (1) that its bid or offer was made without prior understanding, agreement, or connection with any corporation, firm, limited liability company, partnership, person or entity submitting a bid or offer for the same material, supplies, equipment or services; (2) that its bid or offer is in all respects fair and without collusion or fraud; (3) that this Contract is accepted or entered into without any prior understanding, agreement, or connection to any other entity that could be considered a violation of law; and (4) that it has reviewed this Solicitation in its entirety; understands the requirements, terms and conditions, and other information contained herein.

Vendor's signature on its bid or offer also affirms that neither it nor its representatives have any interest, nor shall acquire any interest, direct or indirect, which would compromise the performance of its services hereunder. Any such interests shall be promptly presented in detail to the Agency. The individual signing this bid or offer on behalf of Vendor certifies that he or she is authorized by the Vendor to execute this bid or offer or any documents related thereto on Vendor's behalf; that he or she is authorized to bind the Vendor in a contractual relationship; and that, to the best of his or her knowledge, the Vendor has properly registered with any State agency that may require registration.

35. VENDOR RELATIONSHIP: The relationship of the Vendor to the State shall be that of an independent contractor and no principal-agent relationship or employer-employee relationship is contemplated or created by this Contract. The Vendor as an independent contractor is solely liable for the acts and omissions of its employees and agents. Vendor shall be responsible for selecting, supervising, and compensating any and all individuals employed pursuant to the terms of this Solicitation and resulting contract. Neither the Vendor, nor any employees or subcontractors of the Vendor, shall be deemed to be employees of the State for any purpose whatsoever. Vendor shall be exclusively responsible for payment of employees and contractors for all wages and salaries, taxes, withholding payments, penalties, fees, fringe benefits, professional liability insurance premiums, contributions to insurance and pension, or other deferred compensation plans, including but not limited to, Workers' Compensation and Social Security obligations, licensing fees, etc. and the filing of all necessary documents, forms, and returns pertinent to all of the foregoing.

Vendor shall hold harmless the State, and shall provide the State and Agency with a defense against any and all claims including, but not limited to, the foregoing payments, withholdings, contributions, taxes, Social Security taxes, and employer income tax returns.

36. INDEMNIFICATION: The Vendor agrees to indemnify, defend, and hold harmless the State and the Agency, their officers, and employees from and against: (1) Any claims or losses for services rendered by any subcontractor, person, or firm performing or supplying services, materials, or supplies in connection with the performance of the Contract; (2) Any claims or losses resulting to any person or entity injured or damaged by the Vendor, its officers, employees, or subcontractors by the publication, translation, reproduction, delivery, performance, use, or disposition of any data used under the Contract in a manner not authorized by the Contract, or by Federal or State statutes or regulations; and (3) Any failure of the Vendor, its officers, employees, or subcontractors to observe State and Federal laws including, but not limited to, labor and wage and hour laws.

37. PURCHASING AFFIDAVIT: In accordance with West Virginia Code §§ 5A-3-10a and 5-22-1(i), the State is prohibited from awarding a contract to any bidder that owes a debt to the State or a political subdivision of the State, Vendors are required to sign, notarize, and submit the Purchasing Affidavit to the Purchasing Division affirming under oath that it is not in default on any monetary obligation owed to the state or a political subdivision of the state.

38. ADDITIONAL AGENCY AND LOCAL GOVERNMENT USE: This Contract may be utilized by other agencies, spending units, and political subdivisions of the State of West Virginia; county, municipal, and other local government bodies; and school districts ("Other Government Entities"), provided that both the Other Government Entity and the Vendor agree. Any extension of this Contract to the aforementioned Other Government Entities must be on the same prices, terms, and conditions as those offered and agreed to in this Contract, provided that such extension is in compliance with the applicable laws, rules, and ordinances of the Other Government Entity. A refusal to extend this Contract to the Other Government Entities shall not impact or influence the award of this Contract in any manner.

39. CONFLICT OF INTEREST: Vendor, its officers or members or employees, shall not presently have or acquire an interest, direct or indirect, which would conflict with or compromise the performance of its obligations hereunder. Vendor shall periodically inquire of its officers, members and employees to ensure that a conflict of interest does not arise. Any conflict of interest discovered shall be promptly presented in detail to the Agency.

40. REPORTS: Vendor shall provide the Agency and/or the Purchasing Division with the following reports identified by a checked box below:

Such reports as the Agency and/or the Purchasing Division may request. Requested reports may include, but are not limited to, quantities purchased, agencies utilizing the contract, total contract expenditures by agency, etc.

Quarterly reports detailing the total quantity of purchases in units and dollars, along with a listing of purchases by agency. Quarterly reports should be delivered to the Purchasing Division via email at purchasing.requisitions@wv.gov.

41. BACKGROUND CHECK: In accordance with W. Va. Code § 15-2D-3, the Director of the Division of Protective Services shall require any service provider whose employees are regularly employed on the grounds or in the buildings of the Capitol complex or who have access to sensitive or critical information to submit to a fingerprint-based state and federal background inquiry through the state repository. The service provider is responsible for any costs associated with the fingerprint-based state and federal background inquiry.

After the contract for such services has been approved, but before any such employees are permitted to be on the grounds or in the buildings of the Capitol complex or have access to sensitive or critical information, the service provider shall submit a list of all persons who will be physically present and working at the Capitol complex to the Director of the Division of Protective Services for purposes of verifying compliance with this provision. The State reserves the right to prohibit a service provider's employees from accessing sensitive or critical information or to be present at the Capitol complex based upon results addressed from a criminal background check.

Service providers should contact the West Virginia Division of Protective Services by phone at (304) 558-9911 for more information.

42. PREFERENCE FOR USE OF DOMESTIC STEEL PRODUCTS: Except when authorized by the Director of the Purchasing Division pursuant to W. Va. Code § 5A-3-56, no contractor may use or supply steel products for a State Contract Project other than those steel products made in the United States. A contractor who uses steel products in violation of this section may be subject to civil penalties pursuant to W. Va. Code § 5A-3-56. As used in this section:

- a. "State Contract Project" means any erection or construction of, or any addition to, alteration of or other improvement to any building or structure, including, but not limited to, roads or highways, or the installation of any heating or cooling or ventilating plants or other equipment, or the supply of and materials for such projects, pursuant to a contract with the State of West Virginia for which bids were solicited on or after June 6, 2001.
- b. "Steel Products" means products rolled, formed, shaped, drawn, extruded, forged, cast, fabricated or otherwise similarly processed, or processed by a combination of two or more or such operations, from steel made by the open hearth, basic oxygen, electric furnace, Bessemer or other steel making process. The Purchasing Division Director may, in writing, authorize the use of foreign steel products if:
- c. The cost for each contract item used does not exceed one tenth of one percent (.1%) of the total contract cost or two thousand five hundred dollars (\$2,500.00), whichever is greater. For the purposes of this section, the cost is the value of the steel product as delivered to the project; or
- d. The Director of the Purchasing Division determines that specified steel materials are not produced in the United States in sufficient quantity or otherwise are not reasonably available to meet contract requirements.

43. PREFERENCE FOR USE OF DOMESTIC ALUMINUM, GLASS, AND STEEL: In Accordance with W. Va. Code § 5-19-1 et seq., and W. Va. CSR § 148-10-1 et seq., for every contract or subcontract, subject to the limitations contained herein, for the construction, reconstruction, alteration, repair, improvement or maintenance of public works or for the purchase of any item of machinery or equipment to be used at sites of public works, only domestic aluminum, glass or steel products shall be supplied unless the spending officer determines, in writing, after the receipt of offers or bids, (1) that the cost of domestic aluminum, glass or steel products is unreasonable or inconsistent with the public interest of the State of West Virginia, (2) that domestic aluminum, glass or steel products are not produced in sufficient quantities to meet the contract requirements, or (3) the available domestic aluminum, glass, or steel do not meet the contract specifications. This provision only applies to public works contracts awarded in an amount more than fifty thousand dollars (\$50,000) or public works contracts that require more than ten thousand pounds of steel products.

The cost of domestic aluminum, glass, or steel products may be unreasonable if the cost is more than twenty percent (20%) of the bid or offered price for foreign made aluminum, glass, or steel products. If the domestic aluminum, glass or steel products to be supplied or produced in a

“substantial labor surplus area”, as defined by the United States Department of Labor, the cost of domestic aluminum, glass, or steel products may be unreasonable if the cost is more than thirty percent (30%) of the bid or offered price for foreign made aluminum, glass, or steel products. This preference shall be applied to an item of machinery or equipment, as indicated above, when the item is a single unit of equipment or machinery manufactured primarily of aluminum, glass or steel, is part of a public works contract and has the sole purpose or of being a permanent part of a single public works project. This provision does not apply to equipment or machinery purchased by a spending unit for use by that spending unit and not as part of a single public works project.

All bids and offers including domestic aluminum, glass or steel products that exceed bid or offer prices including foreign aluminum, glass or steel products after application of the preferences provided in this provision may be reduced to a price equal to or lower than the lowest bid or offer price for foreign aluminum, glass or steel products plus the applicable preference. If the reduced bid or offer prices are made in writing and supersede the prior bid or offer prices, all bids or offers, including the reduced bid or offer prices, will be reevaluated in accordance with this rule.

44. INTERESTED PARTY SUPPLEMENTAL DISCLOSURE: W. Va. Code § 6D-1-2 requires that for contracts with an actual or estimated value of at least \$1 million, the vendor must submit to the Agency a supplemental disclosure of interested parties reflecting any new or differing interested parties to the contract, which were not included in the original pre-award interested party disclosure, within 30 days following the completion or termination of the contract. A copy of that form is included with this solicitation or can be obtained from the WV Ethics Commission. This requirement does not apply to publicly traded companies listed on a national or international stock exchange. A more detailed definition of interested parties can be obtained from the form referenced above.

DESIGNATED CONTACT: Vendor appoints the individual identified in this Section as the Contract Administrator and the initial point of contact for matters relating to this Contract.

Peggy Lovio
(Name, Title)
Peggy Lovio Vice President
(Printed Name and Title) #142
714 Venture Drive, Morgantown, WV 26508
(Address)
304-581-6701 304-581-6734
(Phone Number) / (Fax Number)
plovio@omegacomint.com
(email address)

CERTIFICATION AND SIGNATURE: By signing below, or submitting documentation through wvOASIS, I certify that I have reviewed this Solicitation in its entirety; that I understand the requirements, terms and conditions, and other information contained herein; that this bid, offer or proposal constitutes an offer to the State that cannot be unilaterally withdrawn; that the product or service proposed meets the mandatory requirements contained in the Solicitation for that product or service, unless otherwise stated herein; that the Vendor accepts the terms and conditions contained in the Solicitation, unless otherwise stated herein; that I am submitting this bid, offer or proposal for review and consideration; that I am authorized by the vendor to execute and submit this bid, offer, or proposal, or any documents related thereto on vendor's behalf; that I am authorized to bind the vendor in a contractual relationship; and that to the best of my knowledge, the vendor has properly registered with any State agency that may require registration.

OMEGA COMMERCIAL INTERIORS
(Company)

David McCormick PRESIDENT
(Authorized Signature) (Representative Name, Title)

David McCormick Jr PRESIDENT
(Printed Name and Title of Authorized Representative)

1-11-19
(Date)

304-581-6701 304-581-6734
(Phone Number) (Fax Number)

REQUEST FOR QUOTATION
CRFQ 0212 SWC1900000009
Furniture and Accessories - Statewide Contract
(SYSFURN19)

SPECIFICATIONS

1. **PURPOSE AND SCOPE:** The West Virginia Purchasing Division is soliciting bids to establish an open-end Statewide contract for the provision and installation of Systems Furniture and Accessories, Filing Cabinets, Desks, Seating, Tables, and other types of office furniture for purchase, as needed, by various State Agencies and political subdivisions. The Contract awarded from this RFQ shall cover Eligible Items from Vendor's Catalog, including only those items considered to be furniture, systems furniture and accessories, filing cabinets, seating, and case goods.

The contract will be awarded to a single vendor whose bid Catalog will cover all the components listed herein and is a full line manufacturer with a full range of products within the same types of components. All bidders must be able to provide a single Catalog (multiple Catalogs from the same manufacturer or supplier for the same manufacturer are acceptable if the manufacturer breaks their product line into separate catalogs) which cover ALL of the component types covered in the Specifications and Systems Furniture Pricing Page.

The successful Vendor, whether distributor or manufacturer, shall be the contract Vendor. All delivery orders shall be issued to the contract Vendor; all invoices shall be from that contract Vendor; all payments shall be made by the State to the contract Vendor. Successful Vendor(s) shall not require or request that State Agencies issue purchase orders to or make payments to any entity other than the contract Vendor. If a manufacturer is the contract Vendor, any relationship between the contract Vendor and a servicing dealer shall be strictly between those parties.

The intent of this Contract is not to supersede the rights of the West Virginia Division of Corrections, WV Correctional Industries, to furnish and supply office furniture to State Agencies. All State Agencies are required to contact WV Correctional Industries to determine if same or similar items to what they are to request from the Contract Vendor are available through that entity. Any waiver provided by WV Correctional Industries should be kept on file by the Agency with the Delivery Order.

The State has estimated the previous contract spending amounts as **Exhibit B** supplied by the previous vendor. The State does not imply, infer, or guarantee the accuracy of the total spend from the previous contract nor that the new contract resulting from this solicitation will have similar usage.

REQUEST FOR QUOTATION
CRFQ 0212 SWC190000009
Furniture and Accessories - Statewide Contract
(SYSFURN19)

2. **DEFINITIONS:** The terms listed below shall have the meanings assigned to them below. Additional definitions can be found in section 2 of the General Terms and Conditions.
- 2.1 **“BIFMA” MEANS** the Business and Institutional Furniture Manufacturers Association.
- 2.2 **“Catalog”** means the price list, price book or sales catalog that include all the Eligible Items that Vendor is bidding and will sell under this Contract.
- 2.3 **“Catalog Price”** means the lowest price listed for the item in Vendor’s Catalog. Catalog Price remains firm for the life of the contract, as the Catalog provided in response to this bid solicitation will be made part of the awarded Contract, but may be changed upon renewal (see 5.3, Catalog Modification).
- 2.4 **“Discount Percentage”** means the percentage discount that Vendor will apply to all Agency purchases of Eligible Items of a single Type in the Catalog. Discount Percentage remains firm for the entire life of the Contract, and will not be subject to change at renewal.
- 2.5 **“Contract Unit Price”** means the discounted price of one Unit of an Eligible Item purchased under this Contract, calculated by taking its match Catalog Price and applying the Discount Percentage for its Type.
- 2.6 **“Eligible Item”** means furniture, system furniture and accessories, filing cabinets, seating, and case goods available in the successful Vendor’s Catalog, and matching the basic Type of Item bid on the Pricing Page. For example, if a 36” wide Systems Panel (Type: System) is bid with X% discount from the price in the Vendor’s Catalog on the Pricing Page, then all Systems Panels in that provided Catalog, whether of a different height or different width, receive the exact same Discount Percentage.
- 2.7 **“Systems Furniture Pricing Page,” “Pricing Page” or “Pricing Pages”** means the schedule of prices, Discount Percentage, estimated quantities, totals, etc., attached hereto as **Exhibit_A**.
- 2.8 **“RFQ” or “CRFQ”** means the official request for quotation published by the Purchasing Division.

REQUEST FOR QUOTATION
CRFQ 0212 SWC1900000009
Furniture and Accessories - Statewide Contract
(SYSFURN19)

2.9 “Total Bid Cost” means the sum of the Total Bid column on the Pricing Page shown below the bid total column and identified as the total bid cost.

2.10 “Type of Item” or “Type” means the category of Eligible Item, and includes:

- 2.10.1 System** (panels, connectors, work surfaces, pedestal supports, etc.),
- 2.10.2 SysAcc** (e.g., system accessories, such as keyboard trays, toolbars, coat hooks, task lights, monitor arms, paper management, etc.),
- 2.10.3 PDU** (Pedestal Drawer Units),
- 2.10.4 FC** (File Cabinets – non-pedestal – both Metal and Laminate offerings),
- 2.10.5 STC** (Seating – Task Chairs),
- 2.10.6 SGC** (Seating – Guest Chairs),
- 2.10.7 SSC** (Seating – Side Chairs and Stackable Chairs),
- 2.10.8 CG** (Case Goods Wood, Laminate, and Metal - Storage Cabinets, Book Shelves),
- 2.10.9 FSF** (Free-standing furniture: sofas, credenzas, tables, desks, etc.),

3. GENERAL REQUIREMENTS:

3.1 Mandatory Eligible Item Requirements: Eligible Items must meet or exceed the mandatory requirements listed below.

- 3.1.1** Eligible Items must be the manufacturer’s current standard production.
- 3.1.2** Eligible Items must have compatible accessories (items for filing, coat hooks, racks, doors, etc.,) available for purchase on an as needed basis.
- 3.1.3** Eligible Items must be installed in accordance with the manufacturer’s guidelines by installers who are trained in installing the line of products bid in response to this RFQ.
- 3.1.4** All Eligible Items shall be from the same Catalog.
- 3.1.5** Vendor must provide standard manufacturer’s warranty (which shall be a minimum of ten years for all composite material other than textiles on panels and seating, which must be for a minimum of five years) for all Items delivered and installed under this Contract. Copies of warranties should be made available to the

REQUEST FOR QUOTATION
CRFQ 0212 SWC190000009
Furniture and Accessories - Statewide Contract
(SYSFURN19)

Agency upon delivery of the order.

- 3.1.6** All Eligible Items must meet or exceed the latest BIFMA Product Conformance Requirements for each Eligible Items' industry standard such as ANSI/BIFMA X5.1 for office seating, ANSI/BIFMA X5.4 for lounge seating, ANSI/BIFMA X5.5 for desks and tables, ANSI/BIFMA X5.6 for panel systems, and ANSI/BIFMA X5.9 for Storage Units such as files and bookcases. These standards as well as any other applicable standard can be viewed on the following links:

<https://www.bifma.org/page/standardsoverview>

And

https://cdn.ymaws.com/bifma.site-ym.com/resource/resmgr/standards/bifma_pc-2018.pdf

Vendor should provide verification for each Eligible Item category provided in their response. Verification must be provided upon request. Please note: BIFMA may require a fee to access these standards.

3.2 System Panels (Type: System):

- 3.2.1** Panels shall be of the manufacturer's standard design.
- 3.2.2** The raceway cover shall be securely held in place.
- 3.2.3** The same raceway may be used for both communication and electrical wires and must accommodate the following:
- 3.2.3.1** Minimum of eight (8) Cat 5 or ten (10) Cat 6 cables.
 - 3.2.3.2** Accommodate all specified power requirements.
- 3.2.4** Panel attachments must be designed so that users are able to add and rearrange panel configurations without specialized help and/or tools while maintaining the system integrity (with the understanding that end user rearrangement of installed items may void provided warranty).

**REQUEST FOR QUOTATION
CRFQ 0212 SWC1900000009
Furniture and Accessories - Statewide Contract
(SYSFURN19)**

- 3.2.5 Connection shall provide for assembling panels in 2-way, 3-way, or 4-way intersections.
- 3.2.6 All panels must be individually removable without requiring dismantling or moving adjacent panels.
- 3.2.7 Assembled panels shall be a minimum of 2" thick, free-standing and self-supporting with no connection to any surface without advanced approval from the Agency.
- 3.2.8 Acoustic Panels shall have fabric covering both sides smoothly and wrinkle free and the weave shall be straight with panel – no seams or fabric joints shall be visible on the panel face with the manufacturer's standard trim supplied.
- 3.2.9 All panel connections and perimeter framing components are to be fastened by interlocking concealed connector and shall have smooth, tight fitting connections.
- 3.2.10 All panel components (clips, splines, connectors, feet, posts, levers, etc.) shall be of the manufacturer's standard inventory.

3.3 System Worktops (Work Surfaces) (Type: System):

- 3.3.1 Worktop sizes shall be of the manufacturer's standard sizes and will mesh with panel standards.
- 3.3.2 All worktops shall be surfaced with decorative high-pressure plastic laminate.
- 3.3.3 The top shall be rounded, or soft vinyl double edged, securely applied.
- 3.3.4 Provision must be made in the worktop (holes with grommets, cutouts in the worktop adjacent to the panel, cable management troughs, etc.) to accommodate the routing of communication and electrical cables from tabletop devices to the electrical and communication outlets.

REQUEST FOR QUOTATION
CRFQ 0212 SWC1900000009
Furniture and Accessories - Statewide Contract
(SYSFURN19)

- 3.3.5** Worktops shall be constructed so as to allow the attachment of hanging drawer units on the underside of the worktop.
- 3.3.6** Worktops shall be supported at each end by one or more of the following means and may be mounted by one (1) or more of the methods listed below.
- a. End clip attached to panel vertical support standard.
 - b. Floor standing pedestal.
 - c. Cantilever bracket.
 - d. Floor standing leg with bracket(s) to attach worktop to vertical support standard. When floor standing leg is used, the installation of said leg shall not restrict or interfere with occupant movement.

For any worktop that has a span of 72" or more, that has an unsupported span of 66" or more, shall be supported by one (1) or more intermediate supports listed below.

- a. Floor standing pedestal.
 - b. Cantilever bracket.
 - c. Floor standing leg with bracket(s) to attach worktop to vertical support standard. When floor standing leg is used, the installation of said leg shall not restrict or interfere with occupant movement.
- 3.4 Filing Cabinets & Case Goods (Type: FC/CG):** Vendor shall provide a minimum of two (2) quality levels of metal, laminate, and wood casework office furniture for use by an Agency where quality levels are defined below.
- 3.4.1 Class A – Heavy Duty/Heavy Use:** Drawers are used twenty-five (25) times or more per day with a weight of two (2) pounds per linear inch for letter size drawers and three (3) pounds per linear inch for legal size drawers. Drawer suspension cycle test must pass a minimum of 100,000 cycles. All components of the suspension shall be manufactured with a minimum of 16-gauge steel and the suspension shall be steel ball bearings.
- 3.4.2 Class B – Medium Duty/Medium Use:** Drawers are used twenty (20) times or more per day with a weight of two (2) pounds per linear inch for letter size drawers and three (3) pounds per linear

REQUEST FOR QUOTATION
CRFQ 0212 SWC190000009
Furniture and Accessories - Statewide Contract
(SYSFURN19)

inch for legal size drawers. Drawer suspension cycle test must pass a minimum of 75,000 cycles. All components of the suspension shall be manufactured with a minimum of 16-gauge steel and the suspension shall be steel ball bearings or nylon /celcon with steel ball bearings.

3.4.3 Paint Colors - Vendor should provide all paint colors available in the manufacturer's catalog and shall not charge any upcharge for specific colors.

3.4.3.1 If vendors wish to not make these colors which require upcharges available under the Contract (i.e., at the same rate as the other colors), they shall clearly indicate so by either striking them through or providing a cover letter declaring which colors shall be made available for no upcharge.

3.4.4 File cabinets shall have one (1) piece or unitized construction. If modular construction is used, each module shall be unitized. File cabinets shall not tilt and/or deviate from a true vertical state.

3.4.5 Lateral file drawer construction shall have a positive acting spring latch capable of holding loaded drawer closed at any tilt angle.

3.4.5.1 This latch shall have free movement only in the horizontal plane parallel to the drawer front. The release button shall fit snugly to the drawer front and be conveniently located to the drawer pull.

3.4.5.2 Drawers and roll out shelves shall operate on full ball bearing progressive suspensions.

3.4.5.3 Members of the suspension shall be cold drawn steel, zinc plated, or other material that prohibits rust and has the strength to support loaded shelves and/or drawers.

3.4.5.4 Suspension shall accommodate uneven drawer loading and uneven push/pull forces when opening/closing.

REQUEST FOR QUOTATION
CRFQ 0212 SWC1900000009
Furniture and Accessories - Statewide Contract
(SYSFURN19)

- 3.5 Pedestal Drawer Units - Mobile or Floor Standing (Type: PDU):** Pedestal units shall be steel, equipped with casters or shall stand on the floor as specified.
- 3.5.1** Unit shall fit under worktop with no visible vacant space between the pedestal and worktop.
- 3.5.2** Pedestal depth must conform to the worktop surface dimension.
- 3.6 Pedestal Drawer Unit – Hanging (Type: PDU):** Pedestal units shall be steel, equipped with a mechanism to securely fasten to the underside of the worktop.
- 3.7 Free Standing Furniture –(Type: FSF)**
- 3.7.1** Shall be available in wood, metal, and laminate.
- 3.7.2** Shall consist of the following: Sofas, Credenzas, Desks, Tables, etc.
- 3.8 Paper Management – Vertical Shelf Dividers and Horizontal Paper Storage (Type: SysAcc):** Units shall be flat shelves and have metal end supports and full height panels equipped with safety locks to prevent accidental dislodgment.
- 3.9 Keyboard Trays (Type: SysAcc):** must be fully adjustable with mouse pad (including palm support) that can be moved to either the left or right side of the keyboard tray, with no knob or lever needed for height adjustment. 6” of height adjustment, negative and positive tilt, with 360° swivel.
- 3.10 Seating:**
- 3.10.1 Task Chair (Type: STC):** Upholstered fabric seating, mesh back with height adjustable arms, adjustable lumbar, standard pneumatic height adjustment with tilt and swivel features on five star metal frame base with casters. Mid back design, back and seat depth adjustable.
- 3.10.2 Guest Chair (Type: SGC):** Molded poly shell, no upholstery, metal frame –no arms, with four (4) stationary legs – no casters.

REQUEST FOR QUOTATION
CRFQ 0212 SWC1900000009
Furniture and Accessories - Statewide Contract
(SYSFURN19)

3.10.3 Side Chair (Type: SSC): Upholstered in fabric, metal frame, arms, rounded back with four (4) legs with casters.

3.11 Reconfiguration Design & Labor:

3.11.1 Vendor shall not be permitted to charge Agencies for layout design services or installation labor for any new furniture installations ordered under this Contract, as those costs are included in the pricing provided under this Contract. The vendor will be required (if applicable) to provide multiple revisions and changes to achieve the desired layout of the agency at no additional charge. However, Vendor shall be permitted to charge Agencies who require the services of the Vendor to reconfigure existing furniture installations. If a reconfiguration results in the purchase of additional furniture, Vendor is not permitted to charge design or installation rates for the newly purchased portion of furniture. Vendor shall provide the following, as part of their bid:

3.11.1.1 Reconfiguration Design: All-inclusive hourly rate for providing drawings and layout design services for Agencies requesting rearrangement, and/or permanent or temporary dismantling and reinstalling (i.e., moving) of existing furniture. Vendor shall quote Agency separate from any quote for purchase of Items. Design Hourly Rate shall cover 24 hours per day, seven days per week (i.e., vendor may not charge a premium rate for performing design work on a weekend, after hours, or on a holiday).

3.11.1.2 Reconfiguration Labor, Regular: All-inclusive hourly rate for providing labor during the normal business hours of 7:00am to 5:00pm EST, Monday through Friday, excluding State holidays, for rearrangement, and/or permanent or temporary dismantling and reinstalling (i.e., moving) of existing furniture.

3.11.1.3 Reconfiguration Labor, Overtime: All-inclusive hourly rate for providing labor outside the normal business hours of 7:00am to 5:00pm EST, Monday through Friday, and for any labor performed on weekends or State holidays, for rearrangement, and/or permanent or temporary dismantling and reinstalling (i.e., moving) of existing furniture.

REQUEST FOR QUOTATION
CRFQ 0212 SWC190000009
Furniture and Accessories - Statewide Contract
(SYSFURN19)

NOTE: Hourly rates are firm for the entire life of the Contract.

4 CONTRACT AWARD, DISCOUNT PERCENTAGE, PRICING PAGE:

- 4.1 Contract Award:** The Contract is intended to provide the Agency with a discounted price on **ALL** Eligible Items. The Contract shall be awarded to the Vendor that meets the Solicitation specifications and provides the lowest Total Bid Cost for the Eligible Items listed on the **Exhibit_A** Pricing Pages. Notwithstanding the foregoing, the Purchasing Division reserves the right to award this Contract to multiple Vendors if it deems such action necessary.
- 4.2 Discount Percentage:** Vendor shall quote a Single Discount Percentage (Discount %) that will reduce the lowest price shown in the Catalog for every Eligible Item appearing in the Catalog bid for the specific Item Type. The resulting Contract Unit Price shall be the price Agencies pay for purchases of that Eligible Item under this Contract.

Vendor shall not incorporate Discount Percentages into its Catalog unless the Vendor clearly shows the Catalog Price and then separately lists the applicable Discount Percentage and the Discounted Price for each Eligible Item.

The Discount Percentage and subsequent Discounted Price derived from that discount must take into account any and all fees, charges, or other miscellaneous costs that Vendor may require, including delivery charges as indicated below, because those fees, charges, or other miscellaneous costs will not be paid separately. The Agency shall only pay the appropriate Discounted Unit Price for items purchased under this Contract.

- 4.3 Pricing Pages:** Vendor should complete the Pricing Page by filling in any blank spaces with the information requested. The information requested on the Pricing Pages for each item includes the Catalog Number, Catalog Page No., Manufacturer name, Manufacturer Part No., Catalog Price, Discount %, Contract Unit Price, and Total Bid for each item line. The Contract Unit Price shall include all costs associated for providing, delivering and installing the item. No additional charges will be paid by the Agency ordering items from this contract to achieve delivery of the product in an installed and

REQUEST FOR QUOTATION
CRFQ 0212 SWC190000009
Furniture and Accessories - Statewide Contract
(SYSFURN19)

operable state. The Vendor should also include the Total Furniture Bid Cost. Vendor should also bid each hourly Labor Rate, then provide the Total Bid Cost. Vendor should complete all columns as failure to complete the Pricing Pages in their entirety may result in Vendor's bid being disqualified.

Vendors shall complete the **Exhibit_A** Pricing Pages and attach with their bid. The Pricing Pages are formatted to automatically calculate the bid totals, however it is the vendors responsibility to ensure the calculations for their bid is correct before submitting. In the event of an error, the Unit Price shall prevail

The Purchasing Division reserves the right to take Vendor's Pricing Pages and insert the appropriate numbers into the Microsoft Excel spreadsheet if Vendor chooses to complete the Pricing Pages in any other way.

The Pricing Pages contain a list of frequently purchased items and estimated unit quantity that will be purchased. The estimated unit quantity for each item represents the approximate volume of anticipated purchases only. No future use of the Contract or any individual item is guaranteed or implied.

Vendor shall price the items listed in the **Exhibit_A** Pricing Pages and quantities provided are estimated and for evaluation purposes only. Vendor is permitted to bid their products closest match for system panels, with a 5" +/- variance, if their product does not conform to the dimensions of the items listed below; alternate dimensions should be summarized and included with the bid. If the system panels bid does not have a single manufacturer part number for the compete panel unit, then the vendor must complete the "Quantity Required Complete Unit Bid" section of the pricing pages. Vendor must bid on all items in the quantity specified, even if the items come package in a larger quantity per package. For example, coat hooks are priced per individual coat hook, even if they are commonly sold in boxes of 10. The burden is on the bidder to perform the necessary arithmetic to bid the correct price.

5 CATALOG:

- 5.1 **Submission.** Vendor must submit its Catalog prior to award of this contract for evaluation purposes, though it is strongly preferred that Vendor's provide all bid Catalogs with their bid. Vendor should identify all items listed on the Pricing Pages by circling or highlighting those items in its

REQUEST FOR QUOTATION
CRFQ 0212 SWC190000009
Furniture and Accessories - Statewide Contract
(SYSFURN19)

Catalog and earmarking or tabbing the pages for those items (to the extent possible if responding only electronically), to assist in the evaluation and verification of the bids and pricing. If any discrepancies exist between the Pricing Pages and the actual price listed in the Catalog, the actual price shall prevail and the Pricing Pages may be corrected by the Purchasing Division buyer for evaluation purposes. If responding to this solicitation in WVOasis, and inclusion or attachment of the bidder's Catalog(s) is not possible (ie, due to file size limitations, etc), bidder should attach a copy of the intended catalog's cover (which shows the name, number, or whatever other identifier for the catalog) to their WVOasis solicitation response; the bidder will be required to supply a full copy of the catalog for bid evaluation. Vendors should clearly note, by either strike-through or cover letter what items (or styles, colors, etc.) are not available for purchase under the Contract.

- 5.2 Distribution, Post-Award.** Vendor shall also mail the Catalog free of charge to any Agency desiring to use this Contract. Copies of the Catalog(s) may be requested in an electronic format and should be provided in that format if possible. Vendor's Catalog(s) will be used by Agencies to order Eligible Items under this Contract. Under no circumstances should an Agency be provided with a Catalog different than any catalog approved with the award of this Contract (or updated by subsequent change order).
- 5.3 Catalog Modification.** The Purchasing Division may permit Vendor to update its Catalog at each renewal date. Determination of whether or not to allow a Catalog update is at the sole discretion of the Purchasing Division. Any request by Vendor to update its Catalog must include a detailed listing of the following: (1) any Eligible Items being removed, Discounted Unit Prices for those items, Agencies quantity usage of those items, and total spent by Agencies on those items; (2) any Eligible Items being added to the Catalog and the Discounted Unit Price of those items; (3) all changes in the Discounted Unit Price to Eligible Items, estimated usage relating to items that have changed in price, and the total impact of the price change on the State; and (4) justification for updating its Catalog. The Purchasing Division may waive the detailed listing requirement if it finds that doing so is in the best interest of the State. Unless an updated catalog is approved, the Eligible Items available under this Contract and prices for those items shall remain unchanged during the term of this Contract.

In the event that multiple vendors are awarded a contract under the Solicitation, the first priority vendor shall not be permitted to include in its

**REQUEST FOR QUOTATION
CRFQ 0212 SWC190000009
Furniture and Accessories - Statewide Contract
(SYSFURN19)**

updated Catalog items being sold by a vendor that is lower in ordering priority without the consent of that lower priority vendor.

6 ORDERING AND PAYMENT:

6.1 Design, Layout and Quote: State Agencies shall work directly with the successful Vendor to design their required office spaces. Vendor shall provide the Agency with a Layout (floor plan) of the furniture installation within ten (10) calendar days of the Agency contacting the Vendor, or must propose a schedule for completion of the design/layout to be approved by the Agency. Layout must clearly show the individual components needed to fulfill the Delivery Order. After the Agency approves the layout with the Vendor, Vendor shall create a Quote for all items covered in the Layout, based solely on the Eligible Items from the awarded Catalog(s). This quote must be provided to the Agency no later than five (5) calendar days after the Agency communicates to the Vendor its approval of the layout. The Quote must be itemized to show all items to be provided on the Delivery Order; must reference the Catalog Name/Number, the Catalog Page Number, the Catalog Price, the Discount Percentage, the item Type, and the Contract Price; must show the Quantity required to complete the installation; must include a Total Quote Amount; must reference the awarded Contract number; and must be signed and dated by the Vendor. Agency must include a copy of this quote with all Delivery Orders (Agency and Centralized) and subsequent invoices. No additional fees may be charged by the vendor for design, layout or creation of quotes, nor for the labor for installing any new furniture purchases. The hourly labor rates provided apply to furniture reconfigurations. Design, layout, and quotes for any reconfigurations are required to be completed within the same timeframes for new furniture purchases, as aforementioned.

6.2 Ordering: Vendor shall accept delivery orders by regular mail, facsimile, e-mail, or any other written forms of communication, including WVOasis, as applicable. Vendor may, but is not required to, accept on-line orders through a secure internet ordering portal/website. If Vendor has the ability to accept on-line orders, it should include in its response a brief description of how Agencies may utilize the on-line ordering system. Any on-line ordering system must have the capability to restrict prices and available items to conform to the Catalog originally submitted with this RFQ. Vendor shall ensure that its on-line ordering system is properly secured prior to processing Agency orders on-line.

Vendor shall provide the Purchasing Division with access to its internet ordering portal/website, if one will be used under this Contract, to allow the Purchasing

REQUEST FOR QUOTATION
CRFQ 0212 SWC190000009
Furniture and Accessories - Statewide Contract
(SYSFURN19)

Division to ensure that the requirements of this Contract are being met.

- 6.2.1 Agency Delivery Orders:** State Agencies shall issue Agency Delivery Orders for any orders not exceeding \$25,000.00. Agency Delivery Orders shall not be split so as to circumvent this limit. State Agencies shall be able to transmit these orders to the Vendor in the manners listed above.
- 6.2.2 Centralized Delivery Orders:** For orders in excess of \$25,000.00, State Agencies shall submit Centralized Delivery Orders to the State Purchasing Division. No Centralized Delivery Order may be placed by the Agencies without the prior approval of the State Purchasing Division.
- 6.3 Invoicing and Payment:** Vendor shall itemize every item ordered and clearly indicate the Manufacturer Part Number, the Catalog List Price, the applied Discount %, Contract Unit Price, Catalog Page Number, the awarded Contract number, and the Ship-To address, Bill-To address and the individual Delivery Order number on each invoice submitted for payment. Vendor shall accept payment in accordance with the payment procedures of the State of West Virginia. Methods of acceptable payment must include the West Virginia Purchasing Card. Payment in advance is not permitted under this Contract.

7 DELIVERY AND RETURN:

- 7.1 Delivery Time and Place:** Vendor shall deliver all orders (whether new or reconfigurations) within sixty (60) calendar days after orders are issued. Vendor shall ship all orders in accordance with the above schedule and shall not hold orders until a minimum delivery quantity is met. Eligible Items must be delivered to and installed at the Agency address specified when the order is placed.
- 7.2 Installation:** If Vendor is unable to complete installation of the delivered Items also within sixty (60) calendar days after the order is issued, Vendor shall, within sixty (60) calendar days after the order is issued, provide Agency with a schedule for delivery and installation, which must be agreed upon by the Agency.
- 7.3 Late Delivery:** The Agency placing the order under this Contract must be notified in writing if delivery or installation of orders will be delayed for any reason. Any delay in delivery or installation that could cause harm to an Agency will be grounds for cancellation of the delayed order, and/or obtaining the items ordered from a

REQUEST FOR QUOTATION
CRFQ 0212 SWC1900000009
Furniture and Accessories - Statewide Contract
(SYSFURN19)

third party.

Any Agency seeking to obtain items from a third party under this provision must first obtain approval of the Purchasing Division.

- 7.4 Delivery Payment/Risk of Loss:** Standard order delivery shall be F.O.B. destination to the Agency's location. Vendor shall include the cost of standard order delivery charges in its bid pricing/discount and is not permitted to charge the Agency separately for such delivery. The Agency will pay delivery charges on all emergency orders provided that Vendor invoices those delivery costs as a separate charge with the original freight bill attached to the invoice.
- 7.5 Inside Delivery:** The Vendor is to provide all labor and equipment to deliver, uncrate, assemble (if required), set in place ready for Agency to use in desired location as determined by the layout and purchasing Agency, and to remove all packaging materials from the job site. The Vendor is to coordinate the installation with the Agency's contact person for the installation (Agency should include name and contact information of contact person on every Delivery Order).
- 7.6 Return of Unacceptable Items:** Items that Agency deems damaged or incorrectly delivered due to Vendor error in fulfilling the Delivery Order shall be returned to Vendor at Vendor's expense and with no restocking charge. Vendor shall either make arrangements for the return within five (5) calendar days of being notified that items are unacceptable, or permit the Agency to arrange for the return and reimburse Agency for delivery expenses. If the original packaging cannot be utilized for the return, Vendor will supply the Agency with appropriate return packaging upon request. All returns of unacceptable items shall be F.O.B. the Agency's location. The returned product shall either be replaced, or the Agency shall receive a full credit or refund for the purchase price, at the Agency's discretion.

8 VENDOR DEFAULT:

8.1 The following shall be considered a vendor default under this Contract.

8.1.1 Failure to provide Eligible Items in accordance with the requirements contained herein.

8.1.2 Failure to comply with other specifications and requirements contained herein.

REQUEST FOR QUOTATION
CRFQ 0212 SWC190000009
Furniture and Accessories - Statewide Contract
(SYSFURN19)

8.1.3 Failure to comply with any laws, rules, and ordinances applicable to the Contract Services provided under this Contract.

8.1.4 Failure to remedy deficient performance upon request.

8.2 The following remedies shall be available to Agency upon default.

8.2.1 Immediate cancellation of the Contract.

8.2.2 Immediate cancellation of one or more release orders issued under this Contract.

8.2.3 Any other remedies available in law or equity.

9 MISCELLANEOUS:

9.1 No Substitutions: Vendor shall supply only Eligible Items contained in its Catalog submitted in response to the RFQ or an updated Catalog approved by the Purchasing Division as described above. Vendor shall not supply substitute items.

9.2 Vendor Supply: Vendor must be capable of acquiring and providing sufficient inventory of the Eligible Items being offered to fulfill its obligations under this Contract. By signing its bid, Vendor certifies that it can supply the Eligible Items contained in its bid response.

9.3 Reports: Vendor shall provide quarterly reports and annual summaries to the Agency showing the Agency's items purchased, quantities of items purchased, and total dollar value of the items purchased. Vendor shall also provide reports, upon request, showing the items purchased during the term of this Contract, the quantity purchased for each of those items, and the total value of purchases for each of those items. Failure to supply such reports may be grounds for cancellation of this Contract.

REQUEST FOR QUOTATION
CRFQ 0212 SWC1900000009
Furniture and Accessories - Statewide Contract
(SYSFURN19)

9.4 Contract Manager: During its performance of this Contract, Vendor must designate and maintain a primary contract manager responsible for overseeing Vendor's responsibilities under this Contract. The Contract manager must be available during normal business hours to address any customer service or other issues related to this Contract. Vendor should list its Contract manager and his or her contact information below.

Contract Manager: Peggy Lovio
Telephone Number: 304-581-6701
Fax Number: 304-581-6734
Email Address: plovio@omegacomint.com

STATE OF WEST VIRGINIA
Purchasing Division

PURCHASING AFFIDAVIT

CONSTRUCTION CONTRACTS: Under W. Va. Code § 5-22-1(i), the contracting public entity shall not award a construction contract to any bidder that is known to be in default on any monetary obligation owed to the state or a political subdivision of the state, including, but not limited to, obligations related to payroll taxes, property taxes, sales and use taxes, fire service fees, or other fines or fees.

ALL CONTRACTS: Under W. Va. Code §5A-3-10a, no contract or renewal of any contract may be awarded by the state or any of its political subdivisions to any vendor or prospective vendor when the vendor or prospective vendor or a related party to the vendor or prospective vendor is a debtor and: (1) the debt owed is an amount greater than one thousand dollars in the aggregate; or (2) the debtor is in employer default.

EXCEPTION: The prohibition listed above does not apply where a vendor has contested any tax administered pursuant to chapter eleven of the W. Va. Code, workers' compensation premium, permit fee or environmental fee or assessment and the matter has not become final or where the vendor has entered into a payment plan or agreement and the vendor is not in default of any of the provisions of such plan or agreement.

DEFINITIONS:

"Debt" means any assessment, premium, penalty, fine, tax or other amount of money owed to the state or any of its political subdivisions because of a judgment, fine, permit violation, license assessment, defaulted workers' compensation premium, penalty or other assessment presently delinquent or due and required to be paid to the state or any of its political subdivisions, including any interest or additional penalties accrued thereon.

"Employer default" means having an outstanding balance or liability to the old fund or to the uninsured employers' fund or being in policy default, as defined in W. Va. Code § 23-2c-2, failure to maintain mandatory workers' compensation coverage, or failure to fully meet its obligations as a workers' compensation self-insured employer. An employer is not in employer default if it has entered into a repayment agreement with the Insurance Commissioner and remains in compliance with the obligations under the repayment agreement.

"Related party" means a party, whether an individual, corporation, partnership, association, limited liability company or any other form or business association or other entity whatsoever, related to any vendor by blood, marriage, ownership or contract through which the party has a relationship of ownership or other interest with the vendor so that the party will actually or by effect receive or control a portion of the benefit, profit or other consideration from performance of a vendor contract with the party receiving an amount that meets or exceeds five percent of the total contract amount.

AFFIRMATION: By signing this form, the vendor's authorized signer affirms and acknowledges under penalty of law for false swearing (W. Va. Code §61-5-3) that: (1) for construction contracts, the vendor is not in default on any monetary obligation owed to the state or a political subdivision of the state, and (2) for all other contracts, that neither vendor nor any related party owe a debt as defined above and that neither vendor nor any related party are in employer default as defined above, unless the debt or employer default is permitted under the exception above.

WITNESS THE FOLLOWING SIGNATURE:

Vendor's Name: Omega Commercial Interiors LLC


Authorized Signature: *[Handwritten Signature]* Date: 1/10/19

State of West Virginia

County of Monongalia, to-wit:

Taken, subscribed, and sworn to before me this 10 day of January, 2019.

My Commission expires April 30, 2021.



NOTARY PUBLIC *[Handwritten Signature]*

West Virginia Ethics Commission



Disclosure of Interested Parties to Contracts

Pursuant to *W. Va. Code* § 6D-1-2, a state agency may not enter into a contract, or a series of related contracts, that has/have an actual or estimated value of \$1 million or more until the business entity submits to the contracting state agency a Disclosure of Interested Parties to the applicable contract. In addition, the business entity awarded a contract is obligated to submit a supplemental Disclosure of Interested Parties reflecting any new or differing interested parties to the contract within 30 days following the completion or termination of the applicable contract.

For purposes of complying with these requirements, the following definitions apply:

"Business entity" means any entity recognized by law through which business is conducted, including a sole proprietorship, partnership or corporation, but does not include publicly traded companies listed on a national or international stock exchange.

"Interested party" or *"Interested parties"* means:

- (1) A business entity performing work or service pursuant to, or in furtherance of, the applicable contract, including specifically sub-contractors;
- (2) the person(s) who have an ownership interest equal to or greater than 25% in the business entity performing work or service pursuant to, or in furtherance of, the applicable contract. (This subdivision does not apply to a publicly traded company); and
- (3) the person or business entity, if any, that served as a compensated broker or intermediary to actively facilitate the applicable contract or negotiated the terms of the applicable contract with the state agency. (This subdivision does not apply to persons or business entities performing legal services related to the negotiation or drafting of the applicable contract.)

"State agency" means a board, commission, office, department or other agency in the executive, judicial or legislative branch of state government, including publicly funded institutions of higher education: Provided, that for purposes of *W. Va. Code* § 6D-1-2, the West Virginia Investment Management Board shall not be deemed a state agency nor subject to the requirements of that provision.

The contracting business entity must complete this form and submit it to the contracting state agency prior to contract award and to complete another form within 30 days of contract completion or termination.

This form was created by the State of West Virginia Ethics Commission, 210 Brooks Street, Suite 300, Charleston, WV 25301-1804. Telephone: (304)558-0664; fax: (304)558-2169; e-mail: ethics@wv.gov; website: www.ethics.wv.gov.

West Virginia Ethics Commission
Disclosure of Interested Parties to Contracts

(Required by W. Va. Code § 6D-1-2)

Name of Contracting Business Entity: Omega Commercial Interiors LLC Address: 714 Venture Drive #142
Morgantown, WV 26508

Name of Authorized Agent: _____ Address: _____

Contract Number: CFRQ012SWC19000000009 Contract Description: SYSFURN 19-Furniture

Governmental agency awarding contract: State of WV Purchasing for all WV agencies

Check here if this is a Supplemental Disclosure

List the Names of Interested Parties to the contract which are known or reasonably anticipated by the contracting business entity for each category below (attach additional pages if necessary):

1. Subcontractors or other entities performing work or service under the Contract

Check here if none, otherwise list entity/individual names below.

2. Any person or entity who owns 25% or more of contracting entity (not applicable to publicly traded entities)

Check here if none, otherwise list entity/individual names below.

3. Any person or entity that facilitated, or negotiated the terms of, the applicable contract (excluding legal services related to the negotiation or drafting of the applicable contract)


Check here if none, otherwise list entity/individual names below.

Signature:  Date Signed: 1/10/19

Notary Verification

State of West Virginia County of Monongalia:

I, Lois J. Cress, the authorized agent of the contracting business entity listed above, being duly sworn, acknowledge that the Disclosure herein is being made under oath and under the penalty of perjury.



Taken, sworn to and subscribed before me this 10th day of January, 2019.


Notary Public's Signature

To be completed by State Agency:
Date Received by State Agency: _____
Date submitted to Ethics Commission: _____
Governmental agency submitting Disclosure: _____



Purchasing Division
 2019 Washington Street East
 Post Office Box 50130
 Charleston, WV 25305-0130

State of West Virginia
 Request for Quotation
 18 - Furniture

Proc Folder: 530203

Doc Description: SYSFURN19 - Statewide Contract for Systems Furniture & Acc.

Proc Type: Statewide MA (Open End)

Date Issued	Solicitation Closes	Solicitation No	Version
2019-01-02	2019-01-15 13:30:00	CRFQ 0212 SWC1900000009	1

BID RESPONDING LOCATION

BID CLERK
 DEPARTMENT OF ADMINISTRATION
 PURCHASING DIVISION
 2019 WASHINGTON ST E
 CHARLESTON WV 25305
 US

VENDOR

Vendor Name, Address and Telephone Number:

*Omega Commercial Interiors LLC
 714 Venture Drive #142
 Morgantown, WV 26508
 304 581-6701*

FOR INFORMATION CONTACT THE BUYER

Mark A Atkins
 (304) 558-2307
 mark.a.atkins@wv.gov

D. McCanniff
 Signature X

FEIN # *46-4054620*

DATE *1/10/2019*

All offers subject to all terms and conditions contained in this solicitation

ADDITIONAL INFORMATION:

The West Virginia Purchasing Division is soliciting bids to establish an open-end Statewide contract for the provision and installation of Systems Furniture and Accessories, Filing Cabinets, Desks, Seating, Tables, and other types of office furniture for purchase, as needed, by various State Agencies and political subdivisions per attached documents.

The Contract awarded from this RFQ shall cover Eligible Items from Vendor's Catalog, including only those items considered to be furniture, systems furniture and accessories, filing cabinets, seating, and case goods.

INVOICE TO		SHIP TO	
VARIOUS AGENCY LOCATIONS AS INDICATED BY ORDER		STATE OF WEST VIRGINIA VARIOUS LOCATIONS AS INDICATED BY ORDER	
No City	WV99999	No City	WV 99999
US		US	

Line	Comm Ln Desc	Qty	Unit Issue	Unit Price	Total Price
1	Furniture & Accessories - Use Exhibit_A for bid pricing	0.00000	EA		

Comm Code	Manufacturer	Specification	Model #
56111500			

Extended Description :
 Furniture & Accessories:
 Note: Vendor shall use Exhibit_A Pricing Page(s) for bid pricing.

If vendor is submitting a bid online, Vendor should enter \$0.00 in the Oasis commodity line.

Vendor shall enter pricing into the Exhibit_A Pricing Pages and must attach with bid.

See section 18 of Instructions to Bidders.

SCHEDULE OF EVENTS

Line	Event	Event Date
1	Technical Questions due by 2:00pm EST:	2019-01-07

SWC1900000009	Document Phase Final	Document Description SYSFURN19 - Statewide Contract for Systems Furniture & Acc.	Page 3 of 3
----------------------	--------------------------------	-----------------------------------------------------------------------------------------------	------------------------------

ADDITIONAL TERMS AND CONDITIONS

See attached document(s) for additional Terms and Conditions



Purchasing Division
 2019 Washington Street East
 Post Office Box 50130
 Charleston, WV 25305-0130

State of West Virginia
 Request for Quotation
 18 – Furniture

Proc Folder: 530203

Doc Description: ADDENDUM_1: SYSFURN19 - SWC for Systems Furniture & Acc.

Proc Type: Statewide MA (Open End)

Date Issued	Solicitation Closes	Solicitation No	Version
2019-01-09	2019-01-15 13:30:00	CRFQ 0212 SWC1900000009	2

BID RECEIVING LOCATION

BID CLERK
 DEPARTMENT OF ADMINISTRATION
 PURCHASING DIVISION
 2019 WASHINGTON ST E
 CHARLESTON WV 25305
 US

VENDOR

Vendor Name, Address and Telephone Number:

Omega Commercial Interiors LLC
 714 Venture Drive #142
 Morgantown, WV 26508
 304-581-6701

FOR INFORMATION CONTACT THE BUYER

Mark A Atkins
 (304) 558-2307
 mark.a.atkins@wv.gov

Signature X

FEIN # 46-4054620

DATE 1/10/2019

All offers subject to all terms and conditions contained in this solicitation

ADDITIONAL INFORMATION

ADDENDUM_1: Is issued for the following:

1. To publish the State's response to the questions submitted by Vendors during the Technical Questioning period.

No other changes made.

The West Virginia Purchasing Division is soliciting bids to establish an open-end Statewide contract for the provision and installation of Systems Furniture and Accessories, Filing Cabinets, Desks, Seating, Tables, and other types of office furniture for purchase, as needed, by various State Agencies and political subdivisions per attached documents.

The Contract awarded from this RFQ shall cover Eligible Items from Vendor's Catalog, including only those items considered to be furniture, systems furniture and accessories, filing cabinets, seating, and case goods.

INVOICE TO		SHIP TO	
VARIOUS AGENCY LOCATIONS AS INDICATED BY ORDER		STATE OF WEST VIRGINIA VARIOUS LOCATIONS AS INDICATED BY ORDER	
No City	WV99999	No City	WV 99999
US		US	

Line	Comm Ln Desc	Qty	Unit Issue	Unit Price	Total Price
1	Furniture & Accessories - Use Exhibit_A for bid pricing	0.00000	EA		

Comm Code	Manufacturer	Specification	Model #
56111500			

Extended Description :

Furniture & Accessories:

Note: Vendor shall use Exhibit_A Pricing Page(s) for bid pricing.

If vendor is submitting a bid online, Vendor should enter \$0.00 in the Oasis commodity line.

Vendor shall enter pricing into the Exhibit_A Pricing Pages and must attach with bid.

See section 18 of Instructions to Bidders.

SCHEDULE OF EVENTS

Line	Event	Event Date
1	Technical Questions due by 2:00pm EST:	2019-01-07

SWC1900000009	Document Phase Final	Document Description ADDENDUM_1: SYSFURN19 - SWC for Systems Furniture & Acc.	Page 3 of 3
----------------------	--------------------------------	--------------------------------------------------------------------------------------------	------------------------------

ADDITIONAL TERMS AND CONDITIONS

See attached document(s) for additional Terms and Conditions



Purchasing Division
 2019 Washington Street East
 Post Office Box 50130
 Charleston, WV 25305-0130

State of West Virginia
 Request for Quotation
 18 - Furniture

Proc Folder: 530203

Doc Description: ADDENDUM_1: SYSFURN19 - SWC for Systems Furniture & Acc.

Proc Type: Statewide MA (Open End)

Date Issued	Solicitation Closes	Solicitation No	Version
2019-01-09	2019-01-15 13:30:00	CRFQ 0212 SWC190000009	2

BID RECEIVING LOCATION

BID CLERK
 DEPARTMENT OF ADMINISTRATION
 PURCHASING DIVISION
 2019 WASHINGTON ST E
 CHARLESTON WV 25305
 US

VENDOR

Vendor Name, Address and Telephone Number:

Omega Commercial Interiors LLC
 714 Venture Drive #142
 Morgantown, WV 26508
 304-581-6701

FOR INFORMATION CONTACT THE BUYER

Mark A Atkins
 (304) 558-2307
 mark.a.atkins@wv.gov

Signature X

FEIN # 46-4054620

DATE 1/10/2019

All offers subject to all terms and conditions contained in this solicitation

ADDITIONAL INFORMATION:

ADDENDUM 1: Is issued for the following:

1. To publish the State's response to the questions submitted by Vendors during the Technical Questioning period.

No other changes made.

The West Virginia Purchasing Division is soliciting bids to establish an open-end Statewide contract for the provision and installation of Systems Furniture and Accessories, Filing Cabinets, Desks, Seating, Tables, and other types of office furniture for purchase, as needed, by various State Agencies and political subdivisions per attached documents.

The Contract awarded from this RFQ shall cover Eligible Items from Vendor's Catalog, including only those items considered to be furniture, systems furniture and accessories, filing cabinets, seating, and case goods.

INVOICE TO		SHIP TO	
VARIOUS AGENCY LOCATIONS AS INDICATED BY ORDER		STATE OF WEST VIRGINIA VARIOUS LOCATIONS AS INDICATED BY ORDER	
No City	WV99999	No City	WV 99999
US		US	

Line	Comm Ln Desc	Qty	Unit Issue	Unit Price	Total Price
1	Furniture & Accessories - Use Exhibit_A for bid pricing	0.00000	EA		

Comm Code	Manufacturer	Specification	Model #
56111500			

Extended Description :

Furniture & Accessories:

Note: Vendor shall use Exhibit_A Pricing Page(s) for bid pricing.

If vendor is submitting a bid online, Vendor should enter \$0.00 in the Oasis commodity line.

Vendor shall enter pricing into the Exhibit_A Pricing Pages and must attach with bid.

See section 18 of Instructions to Bidders.

SCHEDULE OF EVENTS

Line	Event	Event Date
1	Technical Questions due by 2:00pm EST:	2019-01-07

SOLICITATION NUMBER: CRFQ 0212 SWC1900000009

Addendum Number: 1

The purpose of this addendum is to modify the solicitation identified as CRFQ 0212 SWC1900000009 ("Solicitation") to reflect the change(s) identified and described below.

Applicable Addendum Category:

- Modify bid opening date and time
- Modify specifications of product or service being sought
- Attachment of vendor questions and responses
- Attachment of pre-bid sign-in sheet
- Correction of error
- Other

Description of Modification to Solicitation:

1. To publish the State's response to the questions submitted by Vendors during the Technical Questioning period.

No other changes made.

Additional Documentation: Documentation related to this Addendum (if any) has been included herewith as Attachment A and is specifically incorporated herein by reference.

Terms and Conditions:

1. All provisions of the Solicitation and other addenda not modified herein shall remain in full force and effect.
2. Vendor should acknowledge receipt of all addenda issued for this Solicitation by completing an Addendum Acknowledgment, a copy of which is included herewith. Failure to acknowledge addenda may result in bid disqualification. The addendum acknowledgement should be submitted with the bid to expedite document processing.

Question #1: Please confirm that this contract is for all new furniture and that remanufactured, used, refurbished, etc. furniture will not be accepted.

Response #1: The contract is for new furniture only.

Question #2: Under Specifications section Page 1 : Does a single catalogue mean use of a single manufacturer (supplier) or can the bidder provide a single catalogue with multiple manufacturers in accordance with the bid terms and conditions?

Response #2: Single Catalog means the use of a single manufacturer/supplier product family. The only time more than one catalog will be acceptable is if the manufacturer provides multiple catalogs by categories listed in the solicitation instead of one catalog with all the categories listed within one document. (i.e. if XYZ Inc. is a manufacturer/supplier and has one catalog containing SYSTEMS only and a separate catalog for SYSTEMSACC, PDU, CASEGOODS, etc. only. Then XYZ Inc. can provide more than one catalog under the same product family name for each category).

Question #3: Paragraph 1 of the Specifications section of the furniture Request for Quotation outlines the state's intent to award the contract to a single vendor representing a single manufacturer that is "a full line manufacturer with a full range of products." Some manufacturers are owned by parent companies that also own other different manufacturers. These different manufacturers have separate product families and series; are represented in distinct and separate catalogs; and have separate brand names, pricing, warranties, operational processes, and policies. Examples include (1) HON is owned by HNI, which also owns Allsteel, Maxon, and HBF; (2) Kimball owns National; and (3) Haworth owns AIS. Our interpretation of the RFQ is that a bidder will not be able to use these separate subsidiary manufacturers in the same catalog. For example, a bidder could bid HON or Allsteel, not both; Kimball or National, not both; and Haworth or AIS, not both. Is this interpretation correct?

Response #3: Yes, this is correct. All items bid must be from the same company family name. You cannot submit a bid with one manufacturer/supplier/product name for desks and a different manufacturer/supplier product name for panels, casegoods, etc.

Question #4: Under Specification section 4.1 and 5.3 it is our understanding this contract will be awarded to a single vendor. Please clarify the statements under 4.1 and 5.3 relative to multiple vendor award or that multiple vendors (bidders) will be awarded a contract?

Response#4: This will be a single award contract to the lowest responsible bidder for all Eligible Contract Items. The State reserves the right to award to multiple vendors if it is determined that a single vendor cannot supply the needs of the entire state.

Question #5: Exhibit A item 64 receptacles. Are we to include the receptacle price in the panel price on lines 20 and 42 AND again on line 64 ?

Response #5: Yes. Line items 20 and 42 are complete panels which include 2 duplex receptacles in the panels requested. Line item 64 is individual pricing for each duplex receptacle.

Question #6: Exhibit A Items 20 and 42 relative to powered panels: do we include the electrical base feed in the panel price "to complete a panel install" or is this item not to be included.

Response #6: Per the instructions on listed in line 18 of the Exhibit A Pricing page, any item needed to "accomplish a complete installation" and is not included in the price of the panel bid under the panels part number and will be billed/invoiced with a separate part number must be listed and priced in the subsections of Items 20 and 42. Lines 26-29 and 48-51 are editable boxes to allow the items to be named and priced accordingly.

Question #7: How will the answers to these questions be posted? On oasis?

Response #7: By addenda in wvOasis.

Question #8: Under general terms item 42 and 43 Domestic Steel ,Glass, etc . We assume this is relevant to construction and not to this furniture bid.

Response #8: Items 42 and 43 of the General Terms and Conditions are not applicable to this solicitation.

Question #9: On exhibit A lines 101-103 do these hourly design and labor rates remain in effect for the entire 4 years or will updates be allowed at renewal?

Response #9: Per Specification Section 3 subsection 3.11.1.3 second paragraph (prior to Section 4 Contract Award), labor rates are firm for the entire life of the contract. This includes any renewals.

Question #10: Please confirm that the intention of Item 85 on the pricing list is to have a task chair without arms. And that Item 88 is the upcharge/separate cost of the arms for the task chair.

Response #10: Specification 3.10.1 Task Chair , height adjustable arms are required. Item 88 is intended to buy replacement arms if damaged for the chair provided in the bid response.

Question #11: Under Specification section 3.2.7 . Systems furniture is designed to be used in configurations that are freestanding but individual panels are not to be freestanding. Example: Panels that are individually freestanding (only quantity of one) are room dividers, no power and with two floor feet . Pleases confirm this contract is for panel systems not room dividers?

Response #11: The Contract awarded from this RFQ shall cover Eligible Items from Vendor's Catalog, including only those items considered to be furniture, systems furniture and accessories, filing cabinets, seating, and case goods.

Question #12: Please confirm that all product (from all categories) should be manufactured in North America.

Response #12: All items included in the vendors bid response must meet the minimum specification requirements listed in all the solicitation documents regardless of country of origin.

Question #13: Please confirm that desired partner will be a full-line manufacturer carrying systems furniture, private office case goods, metal and laminate storage, conferencing tables, lighting, task seating, and lounge seating and not just a single vendor/dealer sourcing from multiple manufacturers.

Response #13: See response #12.

Question #14: Do you want the task chairs to meet the current BIFMA G1 2013 ergonomic standards?

Response #14: Per Specification 3.1.6 All Items must meet or exceed the BIFMA Product Conformance Requirements for each Eligible Items' industry standard....These standards as well as any other applicable standard can be viewed on the following links:
<https://www.bifma.org/page/standardsoverview> and https://cdn.ymaws.com/bifma.site-ym.com/resource/resmgr/standards/bifma_pc-2018.pdf

As such, BIFMA G1 2013 ergonomic is a required minimum industry standard for this solicitation.

Question #15: Is Environmental factors and recyclability important to you? Would you like the product to be BIFA Level Certified environmentally?

Response #15: See response #14.

Question #16: Would you like the supplier for these categories to be established business in the furniture industry to insure long term supply and maintained for years to come?

Response #16: See Response #12.

Question #17: Under Specification section 3.4.5.1 regarding thumb latch on lateral files. The thumb latch is specific to vertical files. Can this be removed from lateral file description?

Response #17: Specification 3.4.5.1 has been removed from the specification requirements for this solicitation.

Question #18: Exhibit A Pricing pages . Some of the line items on this pricing page and their descriptions are specific to a single manufacturer . We assume we are to bid our closest match to the specified item and list (note) deviations. Please confirm?

Response #18: All eligible items requested must meet or exceed all the mandatory requirements listed in the solicitation documents.

Question #19: Will the State will accept proposals from prospective Vendors which specify more than one line/trade style of systems products?

- **BACKGROUND:** There is language within this solicitation which provides the impression that only one Manufacturer's products ("single catalog") may be bid or will be awarded.

Response #19: A vendor/supplier/manufacturer may submit more than one bid response provided the bid response contains a single catalog for each response. If a bidder has the ability to bid multiple manufacturers', lines, etc. Each must be contained in a separate bid response and will be evaluated independently and awarded to the lowest responsible bidder.

Question #20: Will the State award contracts to more than one Vendor?

- **BACKGROUND:** There is language within this solicitation which provides the impression that only one Vendor ("the contract Vendor") will be awarded.

Response #20: See response #4 and Section 4 Contract Award contained in the Specifications.

Question #21: How will the State provide on-going service and support for legacy purchases of all other manufacturer's products if a single Manufacturer receives the sole award for this new agreement?

- **BACKGROUND:** Previous state contracts have included several different manufacturer's products.

Response #21: The State will review an agency request for legacy purchases on a "case by case" basis.

Question #22: Depending on the State's responses to these inquiries, will the State allow follow-up questions after the close of the Vendor Question Deadline?

- **BACKGROUND:** The State's responses to these queries may require further discussion.

Response #22: The State does not intend to open a second technical questioning period.

Question #23: Instructions to Vendors: #7 Bid Opening: Will the discounts and dollar totals be read at bid opening?

Response #23: Only the bidder name and total bid amount will be read. All bids received will be published in their entirety on the Purchasing Divisions website within 24-48 hours after bid opening.

Question #24: Specifications: Please clarify if state prefers a distributor or manufacturer held contract. At the Pre-Bid meeting it was clearly stated that the contract was to be a distributor/vendor. Please clarify.

Response #24: A mandatory Pre-Bid meeting was not held for this solicitation. A pre-specification meeting was held for information purposes only and attendance was voluntary. The solicitation is open to anyone who can provide the eligible items listed in the solicitation documents meeting the minimum required specifications. The State will only contract with one entity who must satisfy all the bid requirements whether it is a manufacturer, distributor, supplier, vendor, etc.

Question #25: 3.3.2 Worktops - HPL is called out. Is TFL acceptable.

Response #25: Specification 3.3.2 will be modified to read the following: All worktops shall be surfaced with decorative High-Pressure Laminate (HPL). Thermally Fused Laminate (TFL) is acceptable for all other applications (non-worktop surfaces).

Question #26: 3.4 Filing Cabinets, 3.4.1 and 3.4.2 testing: ANSI/BIFMA test standards is 50,000 cycles, which most manufacturers meet or exceed. This appears to be a proprietary specification, yet if necessary, we could test further given the time. Elsewhere in the specifications, ANSI/BIFMA conformance is required and accepted. Can you explain how and why this increased testing beyond standard testing is required? Please confirm ANSI/BIFMA standard 50,000 cycle standard testing is acceptable for commercial use.

Response #26: Specification 3.4.1 and 3.4.2 Testing will be changed to read, "Drawer suspension cycle test must meet or exceed the ANSI/BIFMA test standards of a minimum of 50,000 cycles".

Question #27: 3.4.5 Lateral file - please confirm our solution..... Is acceptable.

Response #27: See Response #26.

Question #28: 3.4.5.1 Please confirm a latch is not required on lateral file drawer fronts. This would be proprietary or very unusual on commercial lateral files.

Response #28: Please see Response #17.

Question #29: 3.11.1 and 6.1 Design on new furniture: To ensure all parties are fully engaged in the design process please consider changing this requirement to: Initial design with two rounds of revisions is included at no charge, thereafter an hourly rate charge fee is acceptable.

Response #29: The specifications will remain as written.

Question #30: See specs, paragraph 4.3, middle of last paragraph. Panel height specified is of 57 to 67". Please confirm acceptable to the 55" or 68" is acceptable?

Response #30: The specification will remain as written.

Question #31a: 5.3 Catalog modification: Please confirm discounts will remain in effect for the life of the contract.

Response #31a: Per Specification 2.4 Discount Percentage, discount percentages remain firm for the life of the contract and will not be subject to change at renewal.

Question #31b: Also please confirm you will be accepting current published price increases from the manufacturer for the duration of this contract.

Response #31b: Please refer to Specification Section 5.3 for details on requirements for Catalog Modifications.

ADDENDUM ACKNOWLEDGEMENT FORM
SOLICITATION NO.: CRFQ 0212 SWC190000009

Instructions: Please acknowledge receipt of all addenda issued with this solicitation by completing this addendum acknowledgment form. Check the box next to each addendum received and sign below. Failure to acknowledge addenda may result in bid disqualification.

Acknowledgment: I hereby acknowledge receipt of the following addenda and have made the necessary revisions to my proposal, plans and/or specification, etc.

Addendum Numbers Received:

(Check the box next to each addendum received)

- | | |
|----------------------------------------------------|------------------------------------------|
| <input checked="" type="checkbox"/> Addendum No. 1 | <input type="checkbox"/> Addendum No. 6 |
| <input type="checkbox"/> Addendum No. 2 | <input type="checkbox"/> Addendum No. 7 |
| <input type="checkbox"/> Addendum No. 3 | <input type="checkbox"/> Addendum No. 8 |
| <input type="checkbox"/> Addendum No. 4 | <input type="checkbox"/> Addendum No. 9 |
| <input type="checkbox"/> Addendum No. 5 | <input type="checkbox"/> Addendum No. 10 |

I understand that failure to confirm the receipt of addenda may be cause for rejection of this bid. I further understand that that any verbal representation made or assumed to be made during any oral discussion held between Vendor's representatives and any state personnel is not binding. Only the information issued in writing and added to the specifications by an official addendum is binding.

Omega Commercial Interiors LLC
Company

D. McConville
Authorized Signature

1-11-19
Date

NOTE: This addendum acknowledgment should be submitted with the bid to expedite document processing.

	▶ See page
Statement of Line	3.2
Planning	3.9
Overview	3.9
Frames	3.10
Stacking Frames	3.11
Off-Module Brackets	3.12
Sliding Privacy Door	3.13
Hinged Door	3.16
Wall-Mount Channel	3.18
Top Caps and End Trim	3.19
Frameless Glass	3.20
Cover Slats	3.21
Panel Configurations	3.22
Traxx & Tiles Overview	3.29
Frame & Tile Heights	3.30
Traxx	3.31
Tiles	3.32
End Panels	3.38
Power & Data Overview	3.39
Base Wireway Components	3.40
Ceiling Power Entries	3.44
Base Wireway Electrical	3.45
Technology Files	
Power/Data Components	3.49



	▶ See page
Pricing	3.52
Frames	3.52
Doors	3.64
Connectors	3.67
Brackets	3.74
Stacking Connectors	3.75
Trim and Top Caps	3.78
Frameless Glass	3.84
Frameless Resin	3.85
Cover Slats	3.88
Narrate Traxx	3.89
Tiles	3.90
Single-Sided End Panels	3.159
Dual-Sided End Panels	3.171
Dual-Sided End Panel Sets	3.176
Power & Data Components	3.184
Storage	3.197
Work Tools	3.201
Surface Materials	3.203
Wood	3.203
Laminate	3.204
Paint	3.205
Fabric	3.206
COM Yardage	3.207

Standard Fabric Tiles


Pricing

4-High and 5-High

GSA SIN 711-1
COM GSA Non-Contract

Statement of Line	See page 9.2
Planning	9.9
Pricing	3.52
Surface Materials	3.203

W	Trim H	Support H	Model	Fabric Price Grade				
				A or COM	B	C	D	E
4-High								
18"	50 ⁹ / ₁₆ "	49 ¹³ / ₁₆ "	33P184IT	\$87	\$104	\$115	\$133	\$160
24"			33P244IT	109	132	147	171	206
30"			33P304IT	137	166	184	214	258
36"			33P364IT	166	201	222	258	311
42"			33P424IT	189	227	250	289	346
48"			33P484IT	217	261	288	333	399
To-the-Floor 4-High								
18"	54"	53 ⁵ / ₈ "	33P184IT	\$107	\$124	\$135	\$153	\$180
24"			33P244IT	129	152	167	191	226
30"			33P304IT	159	188	206	236	280
36"			33P364IT	192	227	248	284	337
42"			33P424IT	225	263	286	325	382
48"			33P484IT	260	304	331	376	442
5-High								
18"	62 ²⁵ / ₃₂ "	62 ³ / ₈ "	33P185IT	\$107	\$124	\$135	\$153	\$180
24"			33P245IT	129	152	167	191	226
30"			33P305IT	159	188	206	236	280
36"			33P365IT	192	227	248	284	337
42"			33P425IT	225	263	286	325	382
48"			33P485IT	260	304	331	376	442



Standard Includes

- Tackable tile

How to Specify

4- and 5-High Tiles

- 1 Model
- 2 Tile type:
ST = Support
TT = Trim

Note: Tile type must match the upper Traxx in which it will be installed (i.e., support tile is used with support Traxx, trim tile is used with trim Traxx.)

- 3 Tile material:
BP = Tackable fabric
- 4 Fabric grade
- 5 Fabric number

To-the-Floor 4-High Tiles

- 1 Model
- 2 Tile type:
ST = Support
TT = Trim

Note: Tile type must match the upper Traxx in which it will be installed (i.e., support tile is used with support Traxx, trim tile is used with trim Traxx.)

- 3 Tile material:
BPF = Tackable fabric
- 4 Fabric grade
- 5 Fabric number

Fabric is applied railroaded.

Specify tiles for both sides of frame. 5-high tiles are not available in to-the-floor models due to fabric limitations.

Top Caps

Pricing

GSA SIN 711-1

Statement of Line	See page 3.2
Planning	3.9
Pricing	3.52
Surface Materials	3.203



W	Model	Paint	Wood
Top Caps			
18"	33P18TC	\$32	\$94
24"	33P24TC	35	101
30"	33P30TC	38	111
36"	33P36TC	42	120
42"	33P42TC	47	128
48"	33P48TC	50	136
54"	33P54TC	54	139
60"	33P60TC	59	151
66"	33P66TC	63	161
72"	33P72TC	67	170
78"	33P78TC	81	175
84"	33P84TC	93	192
90"	33P90TC	106	203
96"	33P96TC	117	207

Standard Includes

- Top cap: paint or wood

How to Specify

- 1 Model
- 2 Material:
P = Paint
W = Wood
- 3 Top cap profile:
F = Flat
- 4 Finish type:
STD = Group 1
STD_M = Group M
STD₂ = Group 2 (+20%)
STD₂₁ = Group 2.1
- 5 Finish designator

Top caps for use with frameless glass
▶ See page 3.83.

Sheet 2	Description	Estimated Qty	Catalog nar	Catalog pg no.	Manufacturer	Manufacturer	Catalog list price
LINE 24 RACEWAY IS:							
24	Receptacle, CKT 1, 8 wire, shared neutral	2000	Narrate	3.189	Kimball	33PER18S	\$ 30.00

Electrical Components

15-Amp Duplex Receptacles

Pricing

GSA SIN 711-1

Statement of Line	See page 3.2
Planning	3.9
Pricing	3.52
Surface Materials	3.203



For Use With	Available Colors			Standard Model	Price	With Controlled Circuit Stamp Model	Price
	Cinder	Designer White	Dark Orange				
Shared Neutral (8) configured as 8-Wire, 3 and 1							
Circuit 1	•	•		33PER18S	\$30	33PER18SC	\$34
Circuit 2	•	•		33PER28S	30	33PER28SC	34
Circuit 3	•	•	•	33PER38S	30	33PER38SC	34
Circuit 4	•	•	•	33PER4D8S	30	33PER4D8SC	34
Shared Neutral (8) configured as 8-Wire, 2 and 2							
Circuit 1	•	•		33PER18S	\$30	33PER18SC	\$34
Circuit 2	•	•		33PER28S	30	33PER28SC	34
Circuit 3	•	•	•	33PER3D8S	30	33PER3D8SC	34
Circuit 4	•	•	•	33PER4D8S	30	33PER4D8SC	34
Shared Neutral (10S) configured as 10-Wire, 3 and 3							
Circuit 1	•	•		33PER110S	\$31	33PER110SC	\$35
Circuit 2	•	•		33PER210S	31	33PER210SC	35
Circuit 3	•	•		33PER310S	31	33PER310SC	35
Circuit 4	•	•	•	33PER4D10S	31	33PER4D10SC	35
Circuit 5	•	•	•	33PER5D10S	31	33PER5D10SC	35
Circuit 6	•	•	•	33PER6D10S	31	33PER6D10SC	35
Independent Neutral (10D)							
Circuit 1	•	•	•	33PER110D	\$31	33PER110DC	\$35
Circuit 2	•	•	•	33PER210D	31	33PER210DC	35
Circuit 3	•	•	•	33PER310D	31	33PER310DC	35
Circuit 4	•	•	•	33PER410D	31	33PER410DC	35

Standard Includes

- Duplex receptacle

How to Specify

- ① Model
- ② Finish designator
 - 439 = Nebulous White
 - 462 = Cinder
 - 498 = Orange (available on noted receptacles only)

IMPORTANT: California Title 24 requires all controlled circuits to be identifiable with a permanent marking.

Select receptacle models based on the wiring configuration

IMPORTANT: All electrical components must be the same power type: 8, 10S, or 10D.

Connectors

Straight

Pricing

GSA SIN 711-1



H	Segment	Model	Connector Material						
			Paint	Fabric Price Grade			E	Wood	
No Wireway Cover			A or COM	B	C	D			E
29 1/2"	2-high	33P12FCS	\$181	\$181	\$190	\$195	\$212	\$217	\$433
42 1/8"	3-high	33P13FCS	195	195	204	209	218	231195	462
49"	3.5-high	33P1H50FCS	199	199	208	213	222	235	488
54 23/32"	4-high	33P14FCS	201	201	210	215	224	237	511
67 5/16"	5-high	33P15FCS	205	—	—	—	—	—	527
79 29/32"	6-high	33P16FCS	251	—	—	—	—	—	576
92 1/2"	7-high	33P17FCS	287	—	—	—	—	—	617
With Wireway Cover									
29 1/2"	2-high	33P12FCSW	\$192	\$192	\$201	\$206	\$215	\$228	\$443
42 1/8"	3-high	33P13FCSW	206	206	215	220	229	242	472
49"	3.5-high	33P1H50FCSW	211	211	220	225	234	247	499
54 23/32"	4-high	33P14FCSW	213522	213	222	227	236	249	522
67 5/16"	5-high	33P15FCSW	216	216	225	230	239	252	538
79 29/32"	6-high	33P16FCSW	263	588	—	—	—	—	—
92 1/2"	7-high	33P17FCSW	297	627	—	—	—	—	—

Standard Includes

- Top cap
- Attachment hardware
- Wireway cover on applicable models

How to Specify

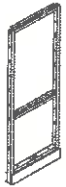
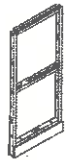
- 1 Model
- 2 Top cap material:
W = Wood
P = Paint
- 3 Connector material:
P = Paint
F = Fabric
W = Wood
- 4 Top cap profile:
F = Flat
- 5 Top cap finish price group:
STD = Group 1
SDM = Group M
STD2 = Group 2
STD21 = Group 21
- 6 Top cap finish designator
- 7 Connector finish price group for wood or paint connector:
STD = Group 1
SDM = Group M
STD2 = Group 2
STD21 = Group 21
- 8 Connector finish designator for wood or paint connector
- 9 Fabric grade for fabric connector, if applicable
- 10 Fabric number for fabric connector, if applicable
- 11 Connector (inside) finish price group:
STD = Group 1
SDM = Group M
STD21 = Group 21
- 12 Connector (inside) finish designator
- 13 Wireway cover finish group (include if applicable):
STD = Group 1
SDM = Group M (+10%)
STD21 = Group 21 (+10%)
- 14 Wireway cover finish designator (include if applicable)

Base-Wireway Frames

Pricing

4-High and 5-High

GSA SIN 711-1



D	W	H	Model	Powered	Non-Powered
4-High					
3 1/4"	18"	54 23/32"	33P184F	—	\$217
	24"		33P244F	\$363	249
	30"		33P304F	395	274
	36"		33P364F	418	294
	42"		33P424F	445	313
	48"		33P484F	476	339
5-High					
3 1/4"	18"	67 5/16"	33P185F	—	\$249
	24"		33P245F	\$404	289
	30"		33P305F	437	316
	36"		33P365F	467	343
	42"		33P425F	497	367
	48"		33P485F	528	390

Options:

Description	Add/Deduct \$ (per model)					
	18"W	24"W	30"W	36"W	42"W	48"W
No wireway covers	-\$42	-\$48	-\$60	-\$72	-\$80	-\$92
One wireway cover only; punched or non-punched	-\$21	-\$24	-\$30	-\$36	-\$40	-\$46

Mid-frame supports are required wherever Narrate Traxx are used to support tiles and/or overheads. Use of an overhead on a 4- or 5-high frame requires the addition or relocation of mid-frame support. Additional mid-frame supports need to be specified separately.

➤ See page 3.62 to specify.

IMPORTANT: 18"W panels do not accept power entry or receptacles.

For hardwire applications, specify non-powered frame and hardwire electrical components separately.

Standard Includes

- Frame
- Attachment hardware
- Mid-frame supports at 2-high position on 4-high and 5-high frames
- Wireway covers
- Base wireway harness on powered frames

Note: To complete the panel, specify Narrate Traxx, tiles, and top cap separately.

How to Specify


- Model
- Power option:
P = Powered
N = Non-powered
- Type of power system; (omit for non-powered).
8S = 8-wire shared neutral
10S = 10-wire shared neutral (+\$44)
10D = 10-wire independent neutral (+\$44)
- Wireway cover punch option:
P1 = 1 power punched,
1 non-punched (n/a 18"W)
P2 = Both power punched (n/a 18"W)
PD1 = 1 power & data punched,
1 non-punched (n/a 13" & 24"W)
PD2 = Both power & data punched (n/a 18" & 24"W)
NP2 = Both non-punched
1NP = 1 non-punched (-\$)
1P = 1 power punched (-\$; n/a 18")
1PD = 1 power & data punched (-\$, n/a 13" & 24")
X = No wireway covers (-\$)
- Wireway cover finish group:
STD = Group 1
STD M = Group M (+10%)
STD21 = Group 21 (+10%)
- Wireway cover finish designator

Narrate Traxx

Pricing

GSA SIN 711-1

Statement of Line	See page 3.2
Planning	3.9
Prong	3.52
Surface Materials	3.203



W	Model	Support Traxx	Trim Traxx
Frame-Mounted Traxx			
18"	33P18P	\$26	\$16
24"	33P24P	31	21
30"	33P30P	37	26
36"	33P36P	43	31
42"	33P42P	48	37
48"	33P48P	58	47
54"	33P54P	63	52
60"	33P60P	66	56
66"	33P66P	71	60
72"	33P72P	79	67
78"	33P78P	84	73
84"	33P84P	92	82
90"	33P90P	97	86
96"	33P96P	107	96
102"	33P102P	110	100
108"	33P108P	113	103
114"	33P114P	120	110
120"	33P120P	128	116
126"	33P126P	132	120
132"	33P132P	136	126
138"	33P138P	140	130
144"	33P144P	144	133

Traxx is required at top location on both sides of frame to allow for top cap attachment.

Traxx are required at top and bottom of each tile except when bottom tile rests on bottom channel of frame.

Support traxx are required anywhere that components (worksurfaces, storage, center-mount overheads, work tools, etc.) will be placed.

Trim traxx are used for cleaner aesthetics when no components will be attached to the Traxx.

Note: Appropriate height tiles must be specified. This is determined by the type of upper Traxx used to hold the tile in place.

Standard Includes

- Traxx lock brackets

How to Specify

- Model
- Traxx type.
ST = Support Traxx
TT = Trim Traxx
- Finish type.
STD = Group I
STD M = Group M (+10%)
STD21 = Group 21 (+10%)
- Finish designator

Mid-Frame Supports

Pricing

GSA SIN 711-1

Statement of Line	See page 3.2
Planning	3.9
Prong	3.52
Surface Materials	3.203



W	Model	Price
Mid-Frame Supports		
18"	33P18MFS	\$35
24"	33P24MFS	39
30"	33P30MFS	44
36"	33P36MFS	48
42"	33P42MFS	52
48"	33P48MFS	57
54"	33P54MFS	61
60"	33P60MFS	65
66"	33P66MFS	70
72"	33P72MFS	76
78"	33P78MFS	79
84"	33P84MFS	81
90"	33P90MFS	83
96"	33P96MFS	86

Standard Includes

- Mid-frame support

How to Specify

- Model

Mid-frame supports are required wherever Traxx are used to support tiles. Mid-frame supports that are included with frames can be relocated. Specify additional mid-frame supports if needed.

Mid-frame supports 54"-96" are for use with 2 high stacking frames 54"-96" wide.

28

Electrical Components

Pricing

Jumpers

GSA SIN 711-1

Statement of Line	See page 3.2
Planning	3.9
Pricing	3.52
Surface Materials	3.203

Model	Description	Function	Price
8-Wire			
For Use in Straight-Line Applications			
33PEJB18	From panel to panel	Routes power panel to panel	\$79
33PEJB58	Thru connector	Routes power panel to panel through connector	80
For Use in 90° Applications			
33PEJB28	Thru connector	Routes power panel to panel through 90° corner	\$80
For Use in 120° Applications			
33PEJB58	Thru connector	Routes power panel to panel through 120° corner	\$80
10-Wire			
For Use in Straight-Line Applications			
33PEJB110	From panel to panel	Routes power panel to panel	\$101
33PEJB510	Thru connector	Routes power panel to panel through connector	102
For Use in 90° Applications			
33PEJB210	Thru connector	Routes power panel to panel through 90° corner	\$102
For Use in 120° Applications			
33PEJB510	Thru connector	Routes power panel to panel through 120° corner	\$102

How to Specify

- ① Model
- ② Power type (for 10-wire only):
10S = Shared neutral
10D = Independent neutral

Jumpers are specified according to application. 8-wire jumpers are used in base or mid-wireway, 10-wire jumpers are only available in base.

IMPORTANT: All electrical components must be the same power type (8, 10S or 10D).

Pass-thru jumpers
 ▶ See page 3.188.

Electrical Components

Pricing

Power Entries

GSA SIN 711-1

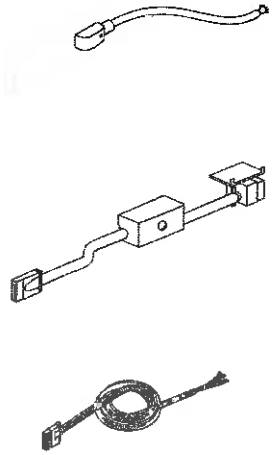
Statement of Line	See page 3.2
Planning	3.9
Prong	3.52
Surface Materials	3.203

Standard Includes

- Power entry assembly

How to Specify

- ① Model
- ② Power type (omit for 8-wire models)
- S** = Shared neutral
- D** = Independent neutral



Model		Price
Base Power Entry		
8-Wire		
4' Length	33PEPE4B8	\$223
6' Length	33PEPE6B8	241
10-Wire		
4' Length	33PEPE4B10	\$267
6' Length	33PEPE6B10	284
New York City Floor/Wall Power Entry		
		<i>Note: Approval number E44747.</i>
8-Wire	33PEPEBNYC8	\$285
10-Wire	33PEPEBNYC10	411
Ceiling Power Entry		
8-Wire		
12' Length	33PEPEC8	\$288
10-Wire		
12' Length	33PEPEC10	\$309

IMPORTANT: All electrical components must be the same power type: 8, 10S, or 10D. Power entries use one receptacle location.

Access to ceiling source is regulated by National Electric Code to 12' maximum conduit for standard includes construction. Lengths up to 24' are available with custom quote for alternate construction.

Ceiling power entry must plug into right-hand block of base wireway harness. It does not include junction box or related connectors.

Power/data pole must be specified separately for ceiling power entry.
▶ See page 3.193.

Standard Fabric Tiles

4-High and 5-High

Pricing

GSA SIN 711-1
COM GSA Non-Contract

Statement of Line	See page 3.2
Planning	3.9
Pricing	3.52
Surface Materials	3.203

W	Trim H	Support H	Model	Fabric Price Grade				
				A or COM	B	C	D	E
4-High								
18"	50 ⁹ / ₁₆ "	49 ¹³ / ₁₆ "	33P184IT					
			33P244IT	\$87	\$104	\$115	\$133	\$160
24"			33P304IT	109	132	147	171	206
30"			33P364IT	137	166	184	214	258
36"			33P424IT	166	201	222	258	311
42"			33P484IT	189	227	250	289	346
48"				217	261	288	333	399
To-the-Floor 4-High								
18"	54"	53 ⁵ / ₈ "	33P184IT	\$107	\$124	\$135	\$153	\$180
24"			33P244IT	129	152	167	191	226
30"			33P304IT	159	188	206	236	280
36"			33P364IT	192	227	248	284	337
42"			33P424IT	225	263	286	325	382
48"			33P484IT	260	304	331	376	442
5-High								
18"	62 ²⁵ / ₃₂ "	62 ³ / ₈ "	33P185IT	\$107	\$124	\$135	\$153	\$180
24"			33P245IT	129	152	167	191	226
30"			33P305IT	159	188	206	236	280
36"			33P365IT	192	227	248	284	337
42"			33P425IT	225	263	286	325	382
48"			33P485IT	260	304	331	376	442



Standard Includes

- Tackable tile

How to Specify

4- and 5-High Tiles

① Model

② Tile type

ST = Support

TT = Trim

Note: Tile type must match the upper Traxx in which it will be installed (i.e., support tile is used with support Traxx, trim tile is used with trim Traxx.)

③ Tile material

BP = Tackable fabric

④ Fabric grade

⑤ Fabric number

To-the-Floor 4-High Tiles

① Model

② Tile type

ST = Support

TT = Trim

Note: Tile type must match the upper Traxx in which it will be installed (i.e., support tile is used with support Traxx, trim tile is used with trim Traxx.)

③ Tile material

BPF = Tackable fabric

④ Fabric grade

⑤ Fabric number

Fabric is applied railroaded.

Specify tiles for both sides of frame. 5-high tiles are not available in to-the-floor models due to fabric limitations.

Top Caps

Pricing

GSA SIN 711-1

Statement of Line	See page 3.2
Planning	3.9
Pricing	3.52
Surface Materials	3.203



W	Model	Paint	Wood
Top Caps			
18"	33P18TC	\$32	\$94
24"	33P24TC	35	101
30"	33P30TC	38	111
36"	33P36TC	42	120
42"	33P42TC	47	128
48"	33P48TC	50	136
54"	33P54TC	54	139
60"	33P60TC	59	151
66"	33P66TC	63	161
72"	33P72TC	67	170
78"	33P78TC	81	175
84"	33P84TC	93	192
90"	33P90TC	106	203
96"	33P96TC	117	207

Standard Includes

- Top cap: paint or wood

How to Specify

- Model
- Material:
P = Paint
W = Wood
- Top cap profile:
F = Flat
- Finish type:
STD = Group 1
STD_M = Group M
STD₂ = Group 2 (+20%)
STD₂₁ = Group 21
- Finish designator

Top caps for use with frameless glass
➤ See page 3.83.

Connectors

Pricing

Straight

GSA SIN 711-1

H	Segment	Model	Connector Material						
			Paint	Fabric Price Grade					
				A or COM	B	C	D	E	
No Wireway Cover									
29 1/2"	2-high	33P12FCS	\$181	\$181	\$190	\$195	\$212	\$217	\$433
42 1/8"	3-high	33P13FCS	195	195	204	209	218	231 195	462
49"	3.5-high	33P1H50FCS	199	199	208	213	222	235	488
54 23/32"	4-high	33P14FCS	201	201	210	215	224	237	511
67 5/16"	5-high	33P15FCS	205	—	—	—	—	—	527
79 29/32"	6-high	33P16FCS	251	—	—	—	—	—	576
92 1/2"	7-high	33P17FCS	287	—	—	—	—	—	617
With Wireway Cover									
29 1/2"	2-high	33P12FCSW	\$192	\$192	\$201	\$206	\$215	\$228	\$443
42 1/8"	3-high	33P13FCSW	206	206	215	220	229	242	472
49"	3.5-high	33P1H50FCSW	211	211	220	225	234	247	499
54 23/32"	4-high	33P14FCSW	213 522	213	222	227	236	249	522
67 5/16"	5-high	33P15FCSW	216	216	225	230	239	252	538
79 29/32"	6-high	33P16FCSW	263	588	—	—	—	—	—
92 1/2"	7-high	33P17FCSW	297	627	—	—	—	—	—

Standard Includes

- Top cap
- Attachment hardware
- Wireway cover on applicable models

How to Specify

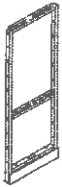
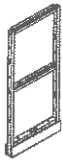
- 1 Model
- 2 Top cap material:
W = Wood
P = Paint
- 3 Connector material:
P = Paint
F = Fabric
W = Wood
- 4 Top cap profile:
F = Flat
- 5 Top cap finish price group:
STD = Group 1
STD_M = Group M
STD₂ = Group 2
STD₂₁ = Group 21
- 6 Top cap finish designator
- 7 Connector finish price group for wood or paint connector:
STD = Group 1
STD_M = Group M
STD₂ = Group 2
STD₂₁ = Group 21
- 8 Connector finish designator for wood or paint connector
- 9 Fabric grade for fabric connector, if applicable
- 10 Fabric number for fabric connector, if applicable
- 11 Connector (inside) finish price group:
STD = Group 1
STD_M = Group M
STD₂₁ = Group 21
- 12 Connector (inside) finish designator
- 13 Wireway cover finish group (include if applicable):
STD = Group 1
STD_M = Group M (+10%)
STD₂₁ = Group 21 (+10%)
- 14 Wireway cover finish designator (include if applicable)

Base-Wireway Frames

Pricing

4-High and 5-High

GSA SIN 711-1



D	W	H	Model	Powered	Non-Powered
4-High					
3 1/4"	18"	54 ²³ / ₃₂ "	33P184F	—	\$217
	24"		33P244F	\$363	249
	30"		33P304F	395	274
	36"		33P364F	418	294
	42"		33P424F	445	313
	48"		33P484F	476	339
5-High					
3 1/4"	18"	67 ⁵ / ₁₆ "	33P185F	—	\$249
	24"		33P245F	\$404	289
	30"		33P305F	437	316
	36"		33P365F	467	343
	42"		33P425F	497	367
	48"		33P485F	528	390

Options:

Description	Add/Deduct \$ (per model)					
	18"W	24"W	30"W	36"W	42"W	48"W
No wireway covers	-\$42	-\$48	-\$60	-\$72	-\$80	-\$92
One wireway cover only; punched or non-punched	-\$21	-\$24	-\$30	-\$36	-\$40	-\$46

Mid-frame supports are required wherever Narrate Traxx are used to support tiles and/or overheads. Use of an overhead on a 4- or 5-high frame requires the addition or relocation of mid-frame support. Additional mid-frame supports need to be specified separately.

➤ See page 3.62 to specify.

IMPORTANT: 18"W panels do not accept power entry or receptacles.

For hardwire applications, specify non-powered frame and hardwire electrical components separately.

Standard Includes

- Frame
- Attachment hardware
- Mid-frame supports at 2-high position on 4-high and 5-high frames
- Wireway covers
- Base wireway harness on powered frames

Note: To complete the panel, specify Narrate Traxx, tiles, and top cap separately.

How to Specify


- Model
- Power option:
P = Powered
N = Non-powered
- Type of power system (omit for non-powered):
8S = 8-wire shared neutral
10S = 10-wire shared neutral (+\$44)
10D = 10-wire independent neutral (+\$44)
- Wireway cover punch option:
P1 = 1 power punched, 1 non-punched (n/a 18"W)
P2 = Both power punched (n/a 18"W)
PD1 = 1 power & data punched, 1 non-punched (n/a 18" & 24"W)
PD2 = Both power & data punched (n/a 18" & 24"W)
NP2 = Both non-punched
1NP = 1 non-punched (-\$)
1P = 1 power punched (-\$, n/a 18")
1PD = 1 power & data punched (-\$, n/a 18" & 24")
X = No wireway covers (-\$)
- Wireway cover finish group:
STD = Group 1
STD M = Group M (+10%)
STD21 = Group 21 (+10%)
- Wireway cover finish designator

Narrate Traxx

Pricing

GSA SIN 711-1

Statement of Line	See page 3.2
Planning	3.9
Pricing	3.52
Surface Materials	3.203



W	Model	Support Traxx	Trim Traxx
Frame-Mounted Traxx			
18"	33P18P	\$26	\$16
24"	33P24P	31	21
30"	33P30P	37	26
36"	33P36P	43	31
42"	33P42P	48	37
48"	33P48P	58	47
54"	33P54P	63	52
60"	33P60P	66	56
66"	33P66P	71	60
72"	33P72P	79	67
78"	33P78P	84	73
84"	33P84P	92	82
90"	33P90P	97	86
96"	33P96P	107	96
102"	33P102P	110	100
108"	33P108P	113	103
114"	33P114P	120	110
120"	33P120P	128	116
126"	33P126P	132	120
132"	33P132P	136	126
138"	33P138P	140	130
144"	33P144P	144	133

Traxx is required at top location on both sides of frame to allow for top cap attachment.

Traxx are required at top and bottom of each tile except when bottom tile rests on bottom channel of frame.

Support traxx are required anywhere that components (worksurfaces, storage, center-mount overheads, work tools, etc.) will be placed.

Trim traxx are used for cleaner aesthetics when no components will be attached to the Traxx.

Note: Appropriate height tiles must be specified. This is determined by the type of upper Traxx used to hold the tile in place.

Standard Includes

- Traxx lock brackets

How to Specify

- Model
- Traxx type:
ST = Support Traxx
TT = Trim Traxx
- Finish type:
STD = Group 1
STDM = Group M (+10%)
STD21 = Group 21 (+10%)
- Finish designator

Mid-Frame Supports

Pricing

GSA SIN 711-1

Statement of Line	See page 3.2
Planning	3.9
Pricing	3.52
Surface Materials	3.203



W	Model	Price
Mid-Frame Supports		
18"	33P18MFS	\$35
24"	33P24MFS	39
30"	33P30MFS	44
36"	33P36MFS	48
42"	33P42MFS	52
48"	33P48MFS	57
54"	33P54MFS	61
60"	33P60MFS	65
66"	33P66MFS	70
72"	33P72MFS	76
78"	33P78MFS	79
84"	33P84MFS	81
90"	33P90MFS	83
96"	33P96MFS	86

Standard Includes

- Mid-frame support

How to Specify

- Model

Mid-frame supports are required wherever Traxx are used to support tiles. Mid-frame supports that are included with frames can be relocated. Specify additional mid-frame supports if needed.

Mid-frame supports 54"–96" are for use with 2 high stacking frames 54"–96" wide.

Laminate, Paint, and Wood Tiles

Pricing

3-High

GSA SIN 711-1

Statement of Line	▶ See page 3.2
Planning	3.9
Pricing	3.52
Surface Materials	3.203



W	Trim H	Support H	Model	Laminate	Paint	Wood
3-High						
18"	37 ¹⁹ / ₃₂ "	37 ¹ / ₃₂ "	33P183IT	\$248	\$385	\$468
24"			33P243IT	258	393	493
30"			33P303IT	283	402	550
36"			33P363IT	312	418	608
42"			33P423IT	374	433	665
48"			33P483IT	385	446	721
54"			33P543IT	398	461	769
60"			33P603IT	413	473	817
66"			33P663IT	431	487	955
72"			33P723IT	440	500	1093
78"			33P783IT	454	514	1126
84"			33P843IT	467	527	1160
90"			33P903IT	479	542	1170
96"			33P963IT	494	554	1184

Standard Includes:

- Tile

How to Specify

Laminate Tiles

- Model
- Tile type:
ST = Support
TT = Trim
- Tile material:
LL = Laminate
- Laminate designator

Paint Tiles

- Model
- Tile type:
ST = Support
TT = Trim
- Tile material:
P = Paint
- Finish type:
STD = Group 1
STD21 = Group 2: (+10%)
- Finish designator

Note: **544** Silver Pearl is not applicable.

Wood Tiles

- Model
- Tile type:
ST = Support
TT = Trim
- Tile material:
W = Wood
- Finish type:
STD = Group 1
STD2 = Group 2 (+20%)
- Finish designator

Specify tiles for both sides of frame.

Wood grain direction is vertical.

Metallic paint is not available.

Tile type must match the upper Traxx in which it will be installed (i.e., support tile is used with support Traxx, trim tile is used with trim Traxx.)

Woodgrain laminate is available on laminate tiles in widths up to 54".

Top Caps

Pricing

GSA SIN 711-1

Statement of Line	▶ See page 3.2
Planning	3.9
Pricing	3.52
Surface Materials	3.203

W	Model	Paint	Wood
Top Caps			
18"	33P18TC	\$32	\$94
24"	33P24TC	35	101
30"	33P30TC	38	111
36"	33P36TC	42	120
42"	33P42TC	47	128
48"	33P48TC	50	136
54"	33P54TC	54	139
60"	33P60TC	59	151
66"	33P66TC	63	161
72"	33P72TC	67	170
78"	33P78TC	81	175
84"	33P84TC	93	192
90"	33P90TC	106	203
96"	33P96TC	117	207

Standard Includes

- Top cap: paint or wood

How to Specify

- Model
- Material:
P = Paint
W = Wood
- Top cap profile:
F = Flat
- Finish type:
STD = Group 1
STD_M = Group M
STD2 = Group 2 (+20%)
STD21 = Group 21
- Finish designator

Top caps for use with frameless glass
▶ See page 3.83.

Connectors

Straight

Pricing

GSA SIN 711-1

H	Segment	Model	Connector Material						
			Paint	Fabric Price Grade			D	E	Wood
			A or COM	B	C				
No Wireway Cover									
29½"	2-high	33P12FCS	\$181	\$181	\$190	\$195	\$212	\$217	\$433
42½"	3-high	33P13FCS	195	195	204	209	218	231	462
49"	3.5-high	33P1H50FCS	199	199	208	213	222	235	488
54 ²³ / ₃₂ "	4-high	33P14FCS	201	201	210	215	224	237	511
67 ⁵ / ₁₆ "	5-high	33P15FCS	205	—	—	—	—	—	527
79 ²⁹ / ₃₂ "	6-high	33P16FCS	251	—	—	—	—	—	576
92½"	7-high	33P17FCS	287	—	—	—	—	—	617
With Wireway Cover									
29½"	2-high	33P12FCSW	\$192	\$192	\$201	\$206	\$215	\$228	\$443
42½"	3-high	33P13FCSW	206	206	215	220	229	242	472
49"	3.5-high	33P1H50FCSW	211	211	220	225	234	247	499
54 ²³ / ₃₂ "	4-high	33P14FCSW	213	213	222	227	236	249	522
67 ⁵ / ₁₆ "	5-high	33P15FCSW	216	216	225	230	239	252	538
79 ²⁹ / ₃₂ "	6-high	33P16FCSW	263	588	—	—	—	—	—
92½"	7-high	33P17FCSW	297	627	—	—	—	—	—

Standard Includes

- Top cap
- Attachment hardware
- Wireway cover on applicable models

How to Specify

- Model
- Top cap material:
W = Wood
P = Paint
- Connector material:
P = Paint
F = Fabric
W = Wood
- Top cap profile:
F = Flat
- Top cap finish price group:
STD = Group 1
STD_M = Group M
STD₂ = Group 2
STD₂₁ = Group 21
- Top cap finish designator
- Connector finish price group for wood or paint connector:
STD = Group 1
STD_M = Group M
STD₂ = Group 2
STD₂₁ = Group 21
- Connector finish designator for wood or paint connector
- Fabric grade for fabric connector, if applicable
- Fabric number for fabric connector, if applicable
- Connector (inside) finish price group:
STD = Group 1
STD_M = Group M
STD₂₁ = Group 21
- Connector (inside) finish designator
- Wireway cover finish group (include if applicable):
STD = Group 1
STD_M = Group M (+10%)
STD₂₁ = Group 21 (+10%)
- Wireway cover finish designator (include if applicable)

Base-Wireway Frames

Pricing

4-High and 5-High

GSA SIN 711-1



D	W	H	Model	Powered	Non-Powered
4-High					
3 1/4"	18"	54 23/32"	33P184F	—	\$217
	24"		33P244F	\$363	249
	30"		33P304F	395	274
	36"		33P364F	418	294
	42"		33P424F	445	313
	48"		33P484F	476	339
5-High					
3 1/4"	18"	67 5/16"	33P185F	—	\$249
	24"		33P245F	\$404	289
	30"		33P305F	437	316
	36"		33P365F	467	343
	42"		33P425F	497	367
	48"		33P485F	528	390

Options:

Description	Add/Deduct \$ (per model)					
	18"W	24"W	30"W	36"W	42"W	48"W
No wireway covers	-\$42	-\$48	-\$60	-\$72	-\$80	-\$92
One wireway cover only; punched or non-punched	-\$21	-\$24	-\$30	-\$36	-\$40	-\$46

Mid-frame supports are required wherever Narrate Traxx are used to support tiles and/or overheads. Use of an overhead on a 4- or 5-high frame requires the addition or relocation of mid-frame support. Additional mid-frame supports need to be specified separately.

➤ See page 3.62 to specify.

IMPORTANT: 18"W panels do not accept power entry or receptacles.

For hardwire applications, specify non-powered frame and hardwire electrical components separately.

Standard Includes

- Frame
- Attachment hardware
- Mid-frame supports at 2-high position on 4-high and 5-high frames
- Wireway covers
- Base wireway harness on powered frames

Note: To complete the panel, specify Narrate Traxx, tiles, and top cap separately.

How to Specify

- Model
- Power option:
P = Powered
N = Non-powered
- Type of power system (omit for non-powered):
8S = 8-wire shared neutral
10S = 10-wire shared neutral (+\$44)
10D = 10-wire independent neutral (+\$44)
- Wireway cover punch option:
P1 = 1 power punched,
1 non-punched (n/a 18"W)
P2 = Both power punched (n/a 18"W)
PD1 = 1 power & data punched
1 non-punched (n/a 18" & 24"W)
PD2 = Both power & data punched (n/a 18" & 24"W)
NP2 = Both non-punched
1NP = 1 non-punched (-\$)
1P = 1 power punched (-\$, n/a 18")
1PD = 1 power & data punched (-\$, n/a 18" & 24")
X = No wireway covers (-\$)
- Wireway cover finish group:
STD = Group 1
STD M = Group M (+10%)
STD21 = Group 21 (+10%)
- Wireway cover finish designator

Laminate, Paint, and Wood Tiles

Pricing

2-High

GSA SIN 711-1

W	Trim H	Support H	Model	Laminate	Paint	Wood
2-High						
18"	25"	24 $\frac{5}{8}$ "	33P182IT	\$176	\$352	\$385
24"			33P242IT	241	366	407
30"			33P302IT	252	380	445
36"			33P362IT	265	397	466
42"			33P422IT	275	413	489
48"			33P482IT	297	429	523
54"			33P542IT	317	445	555
60"			33P602IT	331	462	593
66"			33P662IT	347	473	735
72"			33P722IT	356	490	841
78"			33P782IT	371	507	867
84"			33P842IT	384	523	892
90"			33P902IT	399	537	901
96"			33P962IT	413	550	911



Specify tiles for both sides of frame.

Wood grain direction runs vertical.

Metallic paint is not available.

Tile type must match the upper Traxx in which it will be installed (i.e., support tile is used with support Traxx, trim tile is used with trim Traxx.)

Woodgrain laminate is available on laminate tiles in widths up to 54".

Statement of Line	See page 3.2
Planning	3.9
Pricing	3.52
Surface Materials	3.203

Standard Includes

- Tile

How to Specify

Laminate Tiles

- 1 Model
- 2 Tile type
ST = Support
TT = Trim
- 3 Tile material
LL = Laminate
- 4 Laminate designator

Paint Tiles

- 1 Model
- 2 Tile type
ST = Support
TT = Trim
- 3 Tile material
P = Paint
- 5 Finish type.
STD = Group 1
STD21 = Group 2 (+10%)
- 6 Finish designator

Note: 544 Silver Pearl is not applicable.

Wood Tiles

- 1 Model
- 2 Tile type
ST = Support
TT = Trim
- 3 Tile material
W = Wood
- 4 Finish type:
STD = Group 1
STD2 = Group 2 (+20%)
- 5 Finish designator

Electrical Components

Pricing

Jumpers

GSA SIN 711-1

Statement of Line	See page 3.2
Planning	3.9
Pricing	3.52
Surface Materials	3.203

Model	Description	Function	Price
8-Wire			
For Use in Straight-Line Applications			
33PEJB18	From panel to panel	Routes power panel to panel	\$79
33PEJB58	Thru connector	Routes power panel to panel through connector	80
For Use in 90° Applications			
33PEJB28	Thru connector	Routes power panel to panel through 90° corner	\$80
For Use in 120° Applications			
33PEJB58	Thru connector	Routes power panel to panel through 120° corner	\$80
10-Wire			
For Use in Straight-Line Applications			
33PEJB110	From panel to panel	Routes power panel to panel	\$101
33PEJB510	Thru connector	Routes power panel to panel through connector	102
For Use in 90° Applications			
33PEJB210	Thru connector	Routes power panel to panel through 90° corner	\$102
For Use in 120° Applications			
33PEJB510	Thru connector	Routes power panel to panel through 120° corner	\$102

How to Specify

- ① Model
- ② Power type (for 10-wire only):
10S = Shared neutral
10D = Independent neutral

Jumpers are specified according to application. 8-wire jumpers are used in base or mid-wireway, 10-wire jumpers are only available in base.

IMPORTANT: All electrical components must be the same power type (8, 10S or 10D).

Pass-thru jumpers
 >See page 3.188.

Electrical Components

Pricing

Power Entries

GSA SIN 711-1

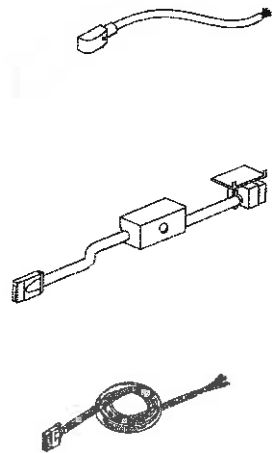
Statement of Line	See page 3.2
Planning	3.9
Pricing	3.52
Surface Materials	3.203

Standard Includes

- Power entry assembly

How to Specify

- ① Model
- ② Power type (omit for 8-wire models):
 - S** = Shared neutral
 - D** = Independent neutral



<i>Model</i>		<i>Price</i>
Base Power Entry		
8-Wire		
4' Length	33PEPE4B8	\$223
6' Length	33PEPE6B8	241
10-Wire		
4' Length	33PEPE4B10	\$267
6' Length	33PEPE6B10	284
New York City Floor/Wall Power Entry		
		<i>Note: Approval number E44747.</i>
8-Wire	33PEPEBNYC8	\$285
10-Wire	33PEPEBNYC10	411
Ceiling Power Entry		
8-Wire		
12' Length	33PEPEC8	\$288
10-Wire		
12' Length	33PEPEC10	\$309

IMPORTANT: All electrical components must be the same power type: 8, 10S, or 10D. Power entries use one receptacle location.

Access to ceiling source is regulated by National Electric Code to 12' maximum conduit for standard includes construction. Lengths up to 24' are available with custom quote for alternate construction.

Ceiling power entry must plug into right-hand block of base wireway harness. It does not include junction box or related connectors.

Power/data pole must be specified separately for ceiling power entry.
➤ See page 3.193.

Statement of Line	See page 3.2
Planning	3.9
Pricing	3.52
Surface Materials	3.203



W	Model	Support Traxx	Trim Traxx
Frame-Mounted Traxx			
18"	33P18P		
24"	33P24P	\$26	\$16
30"	33P30P	31	21
36"	33P36P	37	26
42"	33P42P	43	31
48"	33P48P	48	37
54"	33P54P	58	47
60"	33P60P	63	52
66"	33P66P	66	56
72"	33P72P	71	60
78"	33P78P	79	67
84"	33P84P	84	73
90"	33P90P	92	82
96"	33P96P	97	86
102"	33P102P	107	96
108"	33P108P	110	100
108"	33P108P	113	103
114"	33P114P	120	110
120"	33P120P	128	116
126"	33P126P	132	120
132"	33P132P	136	126
138"	33P138P	140	130
144"	33P144P	144	133

Traxx is required at top location on both sides of frame to allow for top cap attachment.

Traxx are required at top and bottom of each tile except when bottom tile rests on bottom channel of frame.

Support traxx are required anywhere that components (worksurfaces, storage, center-mount overheads, work tools, etc.) will be placed.

Trim traxx are used for cleaner aesthetics when no components will be attached to the Traxx.

Note: Appropriate height tiles must be specified. This is determined by the type of upper Traxx used to hold the tile in place.


Standard Includes

- Traxx lock brackets

How to Specify

- 1 Model
- 2 Traxx type:
ST = Support Traxx
TT = Trim Traxx
- 3 Finish type:
STD = Group 1
STD M = Group M (+10%)
STD21 = Group 21 (+10%)
- 4 Finish designator

Statement of Line	See page 3.2
Planning	39
Pricing	3.52
Surface Materials	3.203



W	Model	Support Traxx	Trim Traxx
Frame-Mounted Traxx			
18"	33P18P	\$26	\$16
24"	33P24P	31	21
30"	33P30P	37	26
36"	33P36P	43	31
42"	33P42P	48	37
48"	33P48P	58	47
54"	33P54P	63	52
60"	33P60P	66	56
66"	33P66P	71	60
72"	33P72P	79	67
78"	33P78P	84	73
84"	33P84P	92	82
90"	33P90P	97	86
96"	33P96P	107	96
102"	33P102P	110	100
108"	33P108P	113	103
114"	33P114P	120	110
120"	33P120P	128	116
126"	33P126P	132	120
132"	33P132P	136	126
138"	33P138P	140	130
144"	33P144P	144	133

Traxx is required at top location on both sides of frame to allow for top cap attachment.

Traxx are required at top and bottom of each tile except when bottom tile rests on bottom channel of frame.

Support traxx are required anywhere that components (worksurfaces, storage, center-mount overheads, work tools, etc.) will be placed.

Trim traxx are used for cleaner aesthetics when no components will be attached to the Traxx.

Note: Appropriate height tiles must be specified. This is determined by the type of upper Traxx used to hold the tile in place.

Standard Includes

* Traxx lock brackets

How to Specify

- 1 Model
- 2 Traxx type:
ST = Support Traxx
TT = Trim Traxx
- 3 Finish type:
STD = Group 1
STD_M = Group M (+10%)
STD₂₁ = Group 21 (+10%)
- 4 Finish designator

Mid-Frame Supports

Pricing

GSA SIN 711-1

Statement of Work	See page 3.2
Planning	3.9
Pricing	3.52
Surface Materials	3.203



W	Model	Price
Mid-Frame Supports		
18"	33P18MFS	\$35
24"	33P24MFS	39
30"	33P30MFS	44
36"	33P36MFS	48
42"	33P42MFS	52
48"	33P48MFS	57
54"	33P54MFS	61
60"	33P60MFS	65
66"	33P66MFS	70
72"	33P72MFS	76
78"	33P78MFS	79
84"	33P84MFS	81
90"	33P90MFS	83
96"	33P96MFS	86

Standard Includes

- Mid-frame support

How to Specify

- 1 Model

Mid-frame supports are required wherever Traxx are used to support tiles. Mid-frame supports that are included with frames can be relocated. Specify additional mid-frame supports if needed.

Mid-frame supports 54"-96" are for use with 2 high stacking frames 54"-96" wide.

Electrical Components

Pricing

15-Amp Duplex Receptacles

GSA SIN 711-1

Statement of Line	See page 3.2
Planning	3.9
Pricing	3.52
Surface Materials	3.205



For Use With	Available Colors			Standard Model	Price	With Controlled Circuit Stamp Model	Price
	Cinder	Designer White	Dark Orange				
Shared Neutral (8) configured as 8-Wire, 3 and 1							
Circuit 1	•	•		33PER18S	\$30	33PER18SC	\$34
Circuit 2	•	•		33PER28S	30	33PER28SC	34
Circuit 3	•	•	•	33PER38S	30	33PER38SC	34
Circuit 4	•	•	•	33PER4D8S	30	33PER4D8SC	34
Shared Neutral (8) configured as 8-Wire, 2 and 2							
Circuit 1	•	•		33PER18S	\$30	33PER18SC	\$34
Circuit 2	•	•		33PER28S	30	33PER28SC	34
Circuit 3	•	•	•	33PER3D8S	30	33PER3D8SC	34
Circuit 4	•	•	•	33PER4D8S	30	33PER4D8SC	34
Shared Neutral (10S) configured as 10-Wire, 3 and 3							
Circuit 1	•	•		33PER110S	\$31	33PER110SC	\$35
Circuit 2	•	•		33PER210S	31	33PER210SC	35
Circuit 3	•	•		33PER310S	31	33PER310SC	35
Circuit 4	•	•	•	33PER4D10S	31	33PER4D10SC	35
Circuit 5	•	•	•	33PER5D10S	31	33PER5D10SC	35
Circuit 6	•	•	•	33PER6D10S	31	33PER6D10SC	35
Independent Neutral (10D)							
Circuit 1	•	•	•	33PER110D	\$31	33PER110DC	\$35
Circuit 2	•	•	•	33PER210D	31	33PER210DC	35
Circuit 3	•	•	•	33PER310D	31	33PER310DC	35
Circuit 4	•	•	•	33PER410D	31	33PER410DC	35

Standard Includes

- Duplex receptacle

How to Specify

- ① Model
- ② Finish designator
 - 439** = Nebulous White
 - 462** = Cinder
 - 498** = Orange (available on noted receptacles only)

IMPORTANT: California Title 24 requires all controlled circuits to be identifiable with a permanent marking.

Select receptacle models based on the wiring configuration

IMPORTANT: All electrical components must be the same power type: 8, 10S, or 10D.

51.4

Laminate, Paint, and Wood Tiles

Pricing

3-High

GSA SIN 711-1

Statement of Line	See page 3.2
Planning	3.9
Pricing	3.52
Surface Materials	3.203

W	Trim H	Support H	Model	Laminate	Paint	Wood
3-High						
18"	37 ¹⁹ / ₃₂ "	37 ⁷ / ₃₂ "	33P183IT	\$248	\$385	\$468
24"			33P243IT	258	393	493
30"			33P303IT	283	402	550
36"			33P363IT	312	418	608
42"			33P423IT	374	433	665
48"			33P483IT	385	446	721
54"			33P543IT	398	461	769
60"			33P603IT	413	473	817
66"			33P663IT	431	487	955
72"			33P723IT	440	500	1093
78"			33P783IT	454	514	1126
84"			33P843IT	467	527	1160
90"			33P903IT	479	542	1170
96"			33P963IT	494	554	1184

Standard Includes

- Tile

How to Specify

Laminate Tiles

- Model
- Tile type:
ST = Support
TT = Trim
- Tile material:
LL = Laminate
- Laminate designator

Paint Tiles

- Model
- Tile type:
ST = Support
TT = Trim
- Tile material:
P = Paint
- Finish type:
STD = Group 1
STD21 = Group 21 (+10%)
- Finish designator

Note: **544** Silver Pearl is not applicable.

Wood Tiles

- Model
- Tile type:
ST = Support
TT = Trim
- Tile material:
W = Wood
- Finish type:
STD = Group 1
STD2 = Group 2 (+20%)
- Finish designator



Specify tiles for both sides of frame.

Wood grain direction is vertical.

Metallic paint is not available.

Tile type must match the upper Traxx in which it will be installed (i.e., support tile is used with support Traxx, trim tile is used with trim Traxx.)

Woodgrain laminate is available on laminate tiles in widths up to 54".

Top Caps

Pricing

GSA SIN 711-1

Statement of Line	See page 3.2
Planning	3.9
Pricing	3.52
Surface Materials	3.206

W	Model	Paint	Wood
Top Caps			
18"	33P18TC	\$32	\$94
24"	33P24TC	35	101
30"	33P30TC	38	111
36"	33P36TC	42	120
42"	33P42TC	47	128
48"	33P48TC	50	136
54"	33P54TC	54	139
60"	33P60TC	59	151
66"	33P66TC	63	161
72"	33P72TC	67	170
78"	33P78TC	81	175
84"	33P84TC	93	192
90"	33P90TC	106	203
96"	33P96TC	117	207

Standard Includes:

- Top cap, paint or wood

How to Specify

- ① Model
- ② Material:
P = Paint
W = Wood
- ③ Top cap profile:
F = Flat
- ④ Finish type:
STD = Group 1
STD_M = Group M
STD₂ = Group 2 (+20%)
STD₂₁ = Group 2.1
- ⑤ Finish designator

Top caps for use with frameless glass
 > See page 3.83.

Connectors

Pricing

Straight

GSA SIN 711-1

H	Segment	Model	Connector Material						
			Paint	Fabric Price Grade					Wood
No Wireway Cover									
29½"	2-high	33P12FCS	\$181	\$181	\$190	\$195	\$212	\$217	\$433
42½"	3-high	33P13FCS	195	195	204	209	218	231	462
49"	3.5-high	33P1H50FCS	199	199	208	213	222	235	488
54 ²³ / ₃₂ "	4-high	33P14FCS	201	201	210	215	224	237	511
67 ⁵ / ₁₆ "	5-high	33P15FCS	205	—	—	—	—	—	527
79 ²⁹ / ₃₂ "	6-high	33P16FCS	251	—	—	—	—	—	576
92½"	7-high	33P17FCS	287	—	—	—	—	—	617
With Wireway Cover									
29½"	2-high	33P12FCSW	\$192	\$192	\$201	\$206	\$215	\$228	\$443
42½"	3-high	33P13FCSW	206	206	215	220	229	242	472
49"	3.5-high	33P1H50FCSW	211	211	220	225	234	247	499
54 ²³ / ₃₂ "	4-high	33P14FCSW	213	213	222	227	236	249	522
67 ⁵ / ₁₆ "	5-high	33P15FCSW	216	216	225	230	239	252	538
79 ²⁹ / ₃₂ "	6-high	33P16FCSW	263	588	—	—	—	—	—
92½"	7-high	33P17FCSW	297	627	—	—	—	—	—

Standard Includes

- Top cap
- Attachment hardware
- Wireway cover on applicable models

How to Specify


- Model
- Top cap material:
W = Wood
P = Paint
- Connector material:
P = Paint
F = Fabric
W = Wood
- Top cap profile:
F = Flat
- Top cap finish price group:
STD = Group 1
STD_M = Group M
STD₂ = Group 2
STD₂₁ = Group 21
- Top cap finish designator
- Connector finish price group for wood or paint connector:
STD = Group 1
STD_M = Group M
STD₂ = Group 2
STD₂₁ = Group 21
- Connector finish designator for wood or paint connector
- Fabric grade for fabric connector, if applicable
- Fabric number for fabric connector, if applicable
- Connector (inside) finish price group:
STD = Group 1
STD_M = Group M
STD₂₁ = Group 21
- Connector (inside) finish designator
- Wireway cover finish group (include if applicable):
STD = Group 1
STD_M = Group M (+10%)
STD₂₁ = Group 21 (+10%)
- Wireway cover finish designator (include if applicable)

Base-Wireway Frames

Pricing

4-High and 5-High

GSA SIN 711-1



D	W	H	Model	Powered	Non-Powered
4-High					
3 1/4"	18"	54 ²³ / ₃₂ "	33P184F	—	\$217
	24"		33P244F	\$363	249
	30"		33P304F	395	274
	36"		33P364F	418	294
	42"		33P424F	445	313
	48"		33P484F	476	339
5-High					
3 1/4"	18"	67 ⁵ / ₁₆ "	33P185F	—	\$249
	24"		33P245F	\$404	289
	30"		33P305F	437	316
	36"		33P365F	467	343
	42"		33P425F	497	367
	48"		33P485F	528	390

Options:

Description	Add/Deduct \$ (per model)					
	18"W	24"W	30"W	36"W	42"W	48"W
No wireway covers	-\$42	-\$48	-\$60	-\$72	-\$80	-\$92
One wireway cover only; punched or non-punched	-\$21	-\$24	-\$30	-\$36	-\$40	-\$46

Mid-frame supports are required wherever Narrate Traxx are used to support tiles and/or overheads.

Use of an overhead on a 4- or 5-high frame requires the addition or relocation of mid-frame support. Additional mid-frame supports need to be specified separately.

➤ See page 3.62 to specify.

IMPORTANT: 18"W panels do not accept power entry or receptacles.

For hardwire applications, specify non-powered frame and hardwire electrical components separately.

Standard Includes

- Frame
- Attachment hardware
- Mid-frame supports at 2-high position on 4-high and 5-high frames
- Wireway covers
- Base wireway harness on powered frames

Note: To complete the panel, specify Narrate Traxx, tiles, and top cap separately.

How to Specify

- Model
- Power option:
P = Powered
N = Non-powered
- Type of power system (omit for non-powered):
8S = 8-wire shared neutral
10S = 10-wire shared neutral (+\$44)
10D = 10-wire independent neutral (+\$44)
- Wireway cover punch option:
P1 = 1 power punched,
 1 non-punched (n/a 18"W)
P2 = Both power punched (n/a 18"W)
PD1 = 1 power & data punched,
 1 non-punched (n/a 18" & 24"W)
PD2 = Both power & data punched (n/a 18" & 24"W)
NP2 = Both non-punched
1NP = 1 non-punched (-\$)
1P = 1 power punched (-\$, n/a 18")
1PD = 1 power & data punched (-\$, n/a 18" & 24")
X = No wireway covers (-\$)
- Wireway cover finish group:
STD = Group 1
STDM = Group M (+10%)
STD21 = Group 21 (+10%)
- Wireway cover finish designator

Laminate, Paint, and Wood Tiles

Pricing

2-High

GSA SIN 711-1

Statement of Line	See page 3.2
Planning	3.9
Pricing	3.52
Surface Materials	3.203



W	Trim H	Support H	Model	Laminate	Paint	Wood
2-High						
18"	25"	24 ⁵ / ₈ "	33P182IT	\$176	\$352	\$385
24"			33P242IT	241	366	407
30"			33P302IT	252	380	445
36"			33P362IT	265	397	466
42"			33P422IT	275	413	489
48"			33P482IT	297	429	523
54"			33P542IT	317	445	555
60"			33P602IT	331	462	593
66"			33P662IT	347	473	735
72"			33P722IT	356	490	841
78"			33P782IT	371	507	867
84"			33P842IT	384	523	892
90"			33P902IT	399	537	901
96"			33P962IT	413	550	911

Standard Includes

- Tile

How to Specify

Laminate Tiles

- Model
- Tile type:
ST = Support
TT = Trim
- Tile material:
LL = Laminate
- Laminate designator

Paint Tiles

- Model
- Tile type:
ST = Support
TT = Trim
- Tile material:
P = Paint
- Finish type:
STD = Group 1
STD21 = Group 21 (+10%)
- Finish designator

Note: **544** Silver Pearl is not applicable.

Wood Tiles

- Model
- Tile type:
ST = Support
TT = Trim
- Tile material:
W = Wood
- Finish type:
STD = Group 1
STD2 = Group 2 (+20%)
- Finish designator

Specify tiles for both sides of frame.


Wood grain direction runs vertical.

Metallic paint is not available.

Tile type must match the upper Traxx in which it will be installed (i.e., support tile is used with support Traxx, trim tile is used with trim Traxx.)

Woodgrain laminate is available on laminate tiles in widths up to 54".

Statement of Line	See page 3.2
Planning	3.9
Pricing	3.52
Surface Materials	3.203



W	Model	Support Traxx	Trim Traxx
Frame-Mounted Traxx			
18"	33P18P	\$26	\$16
24"	33P24P	31	21
30"	33P30P	37	26
36"	33P36P	43	31
42"	33P42P	48	37
48"	33P48P	58	47
54"	33P54P	63	52
60"	33P60P	66	56
66"	33P66P	71	60
72"	33P72P	79	67
78"	33P78P	84	73
84"	33P84P	92	82
90"	33P90P	97	86
96"	33P96P	107	96
102"	33P102P	110	100
108"	33P108P	113	103
114"	33P114P	120	110
120"	33P120P	128	116
126"	33P126P	132	120
132"	33P132P	136	126
138"	33P138P	140	130
144"	33P144P	144	133

Traxx is required at top location on both sides of frame to allow for top cap attachment.

Traxx are required at top and bottom of each tile except when bottom tile rests on bottom channel of frame.

Support traxx are required anywhere that components (worksurfaces, storage, center-mount overheads, work tools, etc.) will be placed.

Trim traxx are used for cleaner aesthetics when no components will be attached to the Traxx.

Note: Appropriate height tiles must be specified. This is determined by the type of upper Traxx used to hold the tile in place.

Standard Includes

* Traxx lock brackets

How to Specify

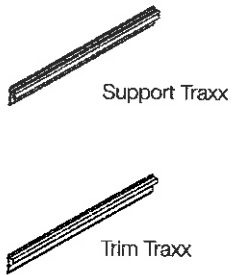
- 1 Model
- 2 Traxx type:
ST = Support Traxx
TT = Trim Traxx
- 3 Finish type:
STD = Group 1
STD M = Group M (+10%)
STD 21 = Group 21 (+10%)
- 4 Finish designator

Narrate Traxx

Pricing

GSA SIN 711-1

Statement of Line	See page 3.2
Planning	3.9
Pricing	3.52
Surface Materials	3.203



W	Model	Support Traxx	Trim Traxx
Frame-Mounted Traxx			
18"	33P18P	\$26	\$16
24"	33P24P	31	21
30"	33P30P	37	26
36"	33P36P	43	31
42"	33P42P	48	37
48"	33P48P	58	47
54"	33P54P	63	52
60"	33P60P	66	56
66"	33P66P	71	60
72"	33P72P	79	67
78"	33P78P	84	73
84"	33P84P	92	82
90"	33P90P	97	86
96"	33P96P	107	96
102"	33P102P	110	100
108"	33P108P	113	103
114"	33P114P	120	110
120"	33P120P	128	116
126"	33P126P	132	120
132"	33P132P	136	126
138"	33P138P	140	130
144"	33P144P	144	133

Traxx is required at top location on both sides of frame to allow for top cap attachment.

Traxx are required at top and bottom of each tile except when bottom tile rests on bottom channel of frame.

Support traxx are required anywhere that components (worksurfaces, storage, center-mount overheads, work tools, etc.) will be placed.

Trim traxx are used for cleaner aesthetics when no components will be attached to the Traxx.

Note: Appropriate height tiles must be specified. This is determined by the type of upper Traxx used to hold the tile in place.

Standard Includes

- Traxx lock brackets

How to Specify

- 1 Model
- 2 Traxx type:
ST = Support Traxx
TT = Trim Traxx
- 3 Finish type:
STD = Group 1
STD M = Group M (+10%)
STD21 = Group 21 (+10%)
- 4 Finish designator

62.1

Mid-Frame Supports

Pricing

GSA SIN 711-1

Statement of Line	See page 3.2
Planning	3.9
Pricing	3.52
Surface Materials	3.203



W	Model	Price
Mid-Frame Supports		
18"	33P18MFS	\$35
24"	33P24MFS	39
30"	33P30MFS	44
36"	33P36MFS	48
42"	33P42MFS	52
48"	33P48MFS	57
54"	33P54MFS	61
60"	33P60MFS	65
66"	33P66MFS	70
72"	33P72MFS	76
78"	33P78MFS	79
84"	33P84MFS	81
90"	33P90MFS	83
96"	33P96MFS	86

Standard Includes

- Mid-frame support

How to Specify

- Model

Mid-frame supports are required wherever Traxx are used to support tiles. Mid-frame supports that are included with frames can be relocated. Specify additional mid-frame supports if needed.

Mid-frame supports 54"-96" are for use with 2 high stacking frames 54"-96" wide.

Electrical Components

Pricing

15-Amp Duplex Receptacles

GSA SIN 711-1

Statement of Line	See page 3.2
Planning	3.9
Pricing	3.52
Surface Materials	3.203



For Use With	Available Colors			Standard Model	Price	With Controlled Circuit Stamp Model	Price
	Cinder	Designer White	Dark Orange				
Shared Neutral (8) configured as 8-Wire, 3 and 1							
Circuit 1	•	•		33PER18S	\$30	33PER18SC	\$34
Circuit 2	•	•		33PER28S	30	33PER28SC	34
Circuit 3	•	•	•	33PER38S	30	33PER38SC	34
Circuit 4	•	•	•	33PER4D8S	30	33PER4D8SC	34
Shared Neutral (8) configured as 8-Wire, 2 and 2							
Circuit 1	•	•		33PER18S	\$30	33PER18SC	\$34
Circuit 2	•	•		33PER28S	30	33PER28SC	34
Circuit 3	•	•	•	33PER3D8S	30	33PER3D8SC	34
Circuit 4	•	•	•	33PER4D8S	30	33PER4D8SC	34
Shared Neutral (10S) configured as 10-Wire, 3 and 3							
Circuit 1	•	•		33PER110S	\$31	33PER110SC	\$35
Circuit 2	•	•		33PER210S	31	33PER210SC	35
Circuit 3	•	•		33PER310S	31	33PER310SC	35
Circuit 4	•	•	•	33PER4D10S	31	33PER4D10SC	35
Circuit 5	•	•	•	33PER5D10S	31	33PER5D10SC	35
Circuit 6	•	•	•	33PER6D10S	31	33PER6D10SC	35
Independent Neutral (10D)							
Circuit 1	•	•	•	33PER110D	\$31	33PER110DC	\$35
Circuit 2	•	•	•	33PER210D	31	33PER210DC	35
Circuit 3	•	•	•	33PER310D	31	33PER310DC	35
Circuit 4	•	•	•	33PER410D	31	33PER410DC	35

Standard Includes

- Duplex receptacle

How to Specify

- ① Model
- ② Finish designator
 - 439 = Nebulous White
 - 462 = Cinder
 - 498 = Orange (available on noted receptacles only)

IMPORTANT: California Title 24 requires all controlled circuits to be identifiable with a permanent marking.

Select receptacle models based on the wiring configuration

IMPORTANT: All electrical components must be the same power type: 8, 10S, or 10D.

Connectors

Pricing

Straight

GSA SIN 711-1

Standard Includes

- Top cap
- Attachment hardware
- Wireway cover on applicable models

How to Specify

- Model
- Top cap material:
W = Wood
P = Paint
- Connector material:
P = Paint
F = Fabric
W = Wood
- Top cap profile:
F = Flat
- Top cap finish price group:
STD = Group 1
STD_M = Group M
STD₂ = Group 2
STD₂₁ = Group 2.1
- Top cap finish designator
- Connector finish price group for wood or paint connector:
STD = Group 1
STD_M = Group M
STD₂ = Group 2
STD₂₁ = Group 2.1
- Connector finish designator for wood or paint connector
- Fabric grade for fabric connector, if applicable
- Fabric number for fabric connector, if applicable
- Connector (inside) finish price group:
STD = Group 1
STD_M = Group M
STD₂₁ = Group 2.1
- Connector (inside) finish designator
- Wireway cover finish group (include if applicable):
STD = Group 1
STD_M = Group M (+10%)
STD₂₁ = Group 2.1 (+10%)
- Wireway cover finish designator (include if applicable)

Connector Material

Fabric Price Grade

H	Segment	Model	Paint	Fabric Price Grade					Wood	
				A or COM	B	C	D	E		
No Wireway Cover										
29½"	2-high	33P12FCS	\$181	\$181	\$190	\$195	\$212	\$217	\$433	
42½"	3-high	33P13FCS	195	195	204	209	218	231	195	462
49"	3.5-high	33P1H50FCS	199	199	208	213	222	235	488	
54 ²³ / ₃₂ "	4-high	33P14FCS	201	201	210	215	224	237	511	
67 ⁵ / ₁₆ "	5-high	33P15FCS	205	—	—	—	—	—	527	
79 ²⁹ / ₃₂ "	6-high	33P16FCS	251	—	—	—	—	—	576	
92½"	7-high	33P17FCS	287	—	—	—	—	—	617	
With Wireway Cover										
29½"	2-high	33P12FCSW	\$192	\$192	\$201	\$206	\$215	\$228	\$443	
42½"	3-high	33P13FCSW	206	206	215	220	229	242	472	
49"	3.5-high	33P1H50FCSW	211	211	220	225	234	247	499	
54 ²³ / ₃₂ "	4-high	33P14FCSW	213	213	222	227	236	249	522	
67 ⁵ / ₁₆ "	5-high	33P15FCSW	216	216	225	230	239	252	538	
79 ²⁹ / ₃₂ "	6-high	33P16FCSW	263	588	—	—	—	—	—	
92½"	7-high	33P17FCSW	297	627	—	—	—	—	—	



Connectors

Pricing

2-Way/L

GSA SIN 711-1

Standard Includes

- Top cap
- Attachment hardware
- Wireway cover on applicable models

How to Specify

- ① Model
- ② Top cap material:
W = Wood
P = Paint
- ③ Connector material:
P = Paint
F = Fabric
W = Wood
- ④ Top cap profile:
F = Flat
- ⑤ Top cap finish price group:
STD = Group 1
STDM = Group M
STD2 = Group 2
STD21 = Group 21
- ⑥ Top cap finish designator
- ⑦ Connector finish price group for wood or paint connector:
STD = Group 1
STDM = Group M
STD2 = Group 2
STD21 = Group 21
- ⑧ Connector finish designator for wood or paint connector
- ⑨ Fabric grade for fabric connector, if applicable
- ⑩ Fabric number for fabric connector, if applicable
- ⑪ Connector (inside) finish price group:
STD = Group 1
STDM = Group M
STD21 = Group 21
- ⑫ Connector (inside) finish designator
- ⑬ Wireway cover finish group (include if applicable):
STD = Group 1
STDM = Group M (+10%)
STD21 = Group 21 (+10%)
- ⑭ Wireway cover finish designator (include if applicable)

Connector Material

Fabric Price Grade

H	Segment	Model	Connector Material						
			Paint	A or COM	B	C	D	E	Wood
No Wireway Cover									
29 1/2"	2-high	33P22FCL	\$181	\$181	\$190	\$195	\$204	\$217	\$433
42 1/8"	3-high	33P23FCL	195	195	204	209	218	227	462
49"	3.5-high	33P2H50FCL	199	199	208	213	222	235	488
54 23/32"	4-high	33P24FCL	201511	201	210	215	224	237	511
67 5/16"	5-high	33P25FCL	205	—	—	—	—	—	527
79 29/32"	6-high	33P26FCL	251	—	—	—	—	—	576
92 1/2"	7-high	33P27FCL	287	—	—	—	—	—	617
With Wireway Cover									
29 1/2"	2-high	33P22FCLW	\$192443	\$192	\$201	\$206	\$215	\$228	\$443
42 1/8"	3-high	33P23FCLW	206	206	215	220	229	242206	472
49"	3.5-high	33P2H50FCLW	211	211	220	225	234	247	499
54 23/32"	4-high	33P24FCLW	213	213	222	227	236	249	522
67 5/16"	5-high	33P25FCLW	216	216	225	230	239	252	538
79 29/32"	6-high	33P26FCLW	263	—	—	—	—	—	588
92 1/2"	7-high	33P27FCLW	297627	—	—	—	—	—	627



Connectors

3-Way/T

Pricing

GSA SIN 711-1



H	Segment	Model	Connector Material						
			Paint	Fabric Price Grade					Wood
			A or COM	B	C	D	E		
No Wireway Cover									
29 1/2"	2-high	33P32FCT	\$197	\$197	\$203	\$206	\$212	\$221	\$432
42 1/8"	3-high	33P33FCT	203	203	209	212	218	227	458
49"	3.5-high	33P3H50FCT	211	211	217	220	226	235	480
54 23/32"	4-high	33P34FCT	214	214	220	223	229	238	501
67 5/16"	5-high	33P35FCT	217	--	--	--	--	--	509
79 29/32"	6-high	33P36FCT	263	--	--	--	--	--	554
92 1/2"	7-high	33P37FCT	292	--	--	--	--	--	587
With Wireway Cover									
29 1/2"	2-high	33P32FCTW	\$208	\$208	\$214	\$217	\$223	\$232	\$442
42 1/8"	3-high	33P33FCTW	215	215	221	224	230	239	468
49"	3.5-high	33P3H50FCTW	221	221	227	230	236	245	490
54 23/32"	4-high	33P34FCTW	224	224	230	233	239	248	512
67 5/16"	5-high	33P35FCTW	227	227	233	236	242	251	520
79 29/32"	6-high	33P36FCTW	273	--	--	--	--	--	566
92 1/2"	7-high	33P37FCTW	303	--	--	--	--	--	597

Standard Includes

- Top cap
- Attachment hardware
- Wireway cover on applicable models

How to Specify

- Model
- Top cap material:
W = Wood (available on wood connector)
P = Paint
- Connector material:
P = Paint
F = Fabric
W = Wood
- Top cap profile:
F = Flat
- Top cap finish price group:
STD = Group 1
STDM = Group M
STD2 = Group 2
STD21 = Group 21
- Top cap finish designator
- Connector finish price group for wood or paint connector:
STD = Group 1
STDM = Group M
STD2 = Group 2
STD21 = Group 21
- Connector finish designator for wood or paint connector
- Fabric grade for fabric connector, if applicable
- Fabric number for fabric connector, if applicable
- Connector (inside) finish price group:
STD = Group 1
STDM = Group M
STD21 = Group 21
- Connector (inside) finish designator
- Wireway cover finish group (include if applicable):
STD = Group 1
STDM = Group M (+10%)
STD21 = Group 21 (+10%)
- Wireway cover finish designator (include if applicable)


Connectors

4-Way/X

Pricing

GSA SIN 711-1

Statement of Line	See page 3.2
Planning	3.9
Pricing	3.52
Surface Materials	3.203



H	Segment	Model	Top Cap Material	
			Paint	Wood
No Wireway Cover				
29½"	2-high	33P42FCX	\$211	\$323
42⅛"	3-high	33P43FCX	217	346
49"	3.5-high	33P4H50FCX	224	365
54 ²³ / ₃₂ "	4-high	33P44FCX	233	385
67 ⁵ / ₁₆ "	5-high	33P45FCX	235	388
79 ²⁹ / ₃₂ "	6-high	33P46FCX	280	426
92½"	7-high	33P47FCX	309	447

Standard Includes

- Wireway cover
- Top cap
- Attachment hardware

How to Specify

- Model
- Top cap material:
W = Wood
P = Paint
- Top cap profile:
F = Flat
- Top cap finish price group:
STD = Group 1
STD M = Group M
STD2 = Group 2
STD21 = Group 21
- Top cap finish designator
- Connector (inside) finish price group:
STD = Group 1
STD M = Group M
STD21 = Group 21
- Connector (inside) finish designator

End Trim

Pricing

GSA SIN 711-1

Statement of Line	See page 3.2
Planning	3.9
Prong	3.52
Surface Materials	3.203



H	Segment	Model	Paint	Wood
End Trim				
29½"	2-high	33P2ETC		
42⅛"	3-high	33P3ETC	\$69	\$104
49⅞"	3.5-high	33PH50ETC	76	114
54 ²³ / ₃₂ "	4-high	33P4ETC	97	146
67 ⁹ / ₁₆ "	5-high	33P5ETC	112	169
79 ²⁹ / ₃₂ "	6-high	33P6ETC	126	189
92½"	7-high	33P7ETC	161	242
			185	278

Standard Includes

- End trim
- Attachment brackets

How to Specify

- 1 Model
- 2 Material:
P = Paint
W = Wood
- 3 Trim profile:
F = Flat
- 4 End trim finish type:
STD = Group 1
STD_M = Group M (-10%)
STD₂ = Group 2 (+20%)
STD₂₁ = Group 21 (+10%)
- 5 End trim finish designator

Painted trim is 3/32" thick.
Wood trim is 1/2" thick.

Price List Effective Dates:

Pricing	02.04.19
Revision	01.16.19



▶ See page

Statement of Line	2.2
Planning	2.8
Overview	2.8
Product Information	2.9
Application Guidelines	2.10
Pricing	2.26
1 3/16" Worksurfaces	2.26
1 9/16" Worksurfaces	2.92
Transaction Counters	2.107
Laminate File Tops	2.110
Table Tops	2.111
Support	2.113
Surface Materials	2.133
Wood	2.133
Laminate	2.134
Paint and Vinyl	2.136


24"D Straight Worksurfaces (13/16"H)

Pricing

Wire Manager

GSA SIN 711-1

Statement of Line	See page 2 2
Planning	2.8
Pricing	
Surface Materials	2.133



Note: Bold line indicates location of rim detail; double line indicates location of wire manager. Arrow on surface indicates grain direction.

D	W	Model	TFL* (LL)	3D Lam. (T)	HPL (L)	HPL with Wood Rim (LW)	Wood (W)
23 7/8"	23 7/8"	SS2424WSS	\$204	—	\$268	\$429	\$457
	29 7/8"	SS2430WSS	216	\$268	289	463	487
	35 7/8"	SS2436WSS	233	279	303	511	544
	41 7/8"	SS2442WSS	264	299	327	562	590
	47 7/8"	SS2448WSS	294	331	361	569	645
	53 7/8"	SS2454WSS	326	382	418	619	691
	59 7/8"	SS2460WSS	355	401	436	702	748
	65 7/8"	SS2466WSS	413	457	498	756	794
	71 7/8"	SS2472WSS	419	470	515	798	847
	77 7/8"	SS2478WSS	458	555	605	855	902
	83 7/8"	SS2484WSS	491	593	651	907	956
	89 7/8"	SS2490WSS	521	630	690	960	1014
	95 7/8"	SS2496WSS	552	674	735	1014	1065
	101 7/8"	SS24102WSS	—	—	811	1062	1124
	107 7/8"	SS24108WSS	—	—	858	1117	1183
	113 7/8"	SS24114WSS	—	—	905	1190	1326
	119 7/8"	SS24120WSS	—	—	950	1225	1418

Rim Profiles:



Sloped (S)



Softened Vinyl (P)



Wood Softened (F)

IMPORTANT: Brackets must be specified separately.

Side edges are finished to match the top; wire manager is on the back edge.

Exception: Side edges on worksurfaces with vinyl rim option (P) are finished to match the front vinyl rim.

* Height (thickness) for TFL worksurfaces is 1 1/8".

Standard Includes

- Worksurface

How to Specify

- Model
- Material:
 - LL = TFL
 - T = 3D laminate
 - L = HPL
 - LW = HPL with wood rim
 - W = Wood
- Rim option:
 - 3 = Wire manager
- Rim profile:
 - S = Sloped rim (available on 3D laminate surface only)
 - P = Softened vinyl rim (available on TFL or HPL surfaces only)
 - F = Wood, softened rim
- Surface finish price group:
 - STD = Group 1
 - STD2 = Group 2 3D laminate (+\$71); Group 2 wood (+20%)
- Surface finish designator
- Rim finish price group (include for laminate with wood rim only):
 - STD = Group 1
 - STD2 = Group 2 (+20%)
- Rim finish designator (include for laminate with wood rim or P rim only)
- Wire manager finish designator

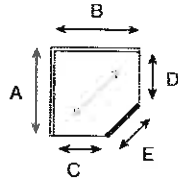
Straight Corner Worksurfaces (1 3/16"H)

Pricing

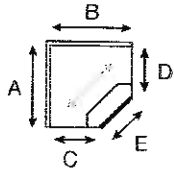
Wire Manager

GSA SIN 711-1

Statement of Line	▶ See page 2.2
Planning	2.8
Pricing	2.26
Surface Materials	2.133



Note: Bold line indicates location of rim detail; double line indicates location of wire manager. Arrow on surface indicates grain direction.



IMPORTANT: Brackets must be specified separately.

Side edges are finished to match the front rim.

Return combo dimensions are determined from left to right when seated at the worksurface

IMPORTANT: Keyboard adjuster must be specified separately for split worksurface.

▶ See the Perks chapter of the *Kimball Desks & Accessories Price List*.

* Height (thickness) for TFL worksurfaces is 1 1/8".

A	B	C	D	E	Model	TFL* (LL)	3D Lam. (I)	HPL (L)	HPL with Wood Rim (LW)	Wood (W)
Straight										
24"/24" Return Combo										
35 7/8"	35 7/8"	23 7/8"	23 7/8"	17 1/8"	SS24363624WSCS	\$446	—	\$493	—	—
41 7/8"	41 7/8"			25 5/8"	SS24424224WSCS	461	—	511	—	—
47 7/8"	47 7/8"			34 1/8"	SS24484824WSCS	501	—	555	—	—
30"/30" Return Combo										
41 7/8"	41 7/8"	29 7/8"	29 7/8"	17 1/8"	SS30424230WSCS	\$554	—	\$614	—	—
47 7/8"	47 7/8"			25 5/8"	SS30484830WSCS	624	—	691	—	—

Straight Adjustable Split

24"/24" Return Combo										
41 7/8"	41 7/8"	23 7/8"	23 7/8"	23 5/8"	SS24424224WSCSS	\$975	—	\$1080	—	—
47 7/8"	47 7/8"			32 1/8"	SS24484824WSCSS	1011	—	1120	—	—

Rim Profiles:



Softened Vinyl (P)

Standard Includes

- Worksurface

How to Specify

- Model
- Material
LL = TFL
L = HPL
- Rim option:
3 = Wire manager
- Rim profile:
P = Softened vinyl rim
- Surface finish price group:
STD = Group 1
- Surface finish designator
- Rim finish designator
- Wire manager finish designator


24"D Straight Worksurfaces (1 3/16"H)

Pricing

Wire Manager

GSA SIN 711-1

Statement of Line	See page 2.2
Planning	2.8
Pricing	
Surface Materials	2.133



Note: Bold line indicates location of rim detail; double line indicates location of wire manager. Arrow on surface indicates grain direction.

D	W	Model	TFL* (LL)	3D Lam. (T)	HPL (L)	HPL with Wood Rim (LW)	Wood (W)
23 7/8"	23 7/8"	SS2424WSS	\$204	—	\$268	\$429	\$457
	29 7/8"	SS2430WSS	216	\$268	289	463	487
	35 7/8"	SS2436WSS	233	279	303	511	544
	41 7/8"	SS2442WSS	264	299	327	562	590
	47 7/8"	SS2448WSS	294	331	351	569	645
	53 7/8"	SS2454WSS	326	382	418	619	691
	59 7/8"	SS2460WSS	355	401	436	702	748
	65 7/8"	SS2466WSS	413	457	498	756	794
	71 7/8"	SS2472WSS	419	470	515	798	847
	77 7/8"	SS2478WSS	458	555	605	855	902
	83 7/8"	SS2484WSS	491	593	651	907	956
	89 7/8"	SS2490WSS	521	630	690	960	1014
	95 7/8"	SS2496WSS	552	674	735	1014	1065
	101 7/8"	SS24102WSS	—	—	811	1062	1124
	107 7/8"	SS24108WSS	—	—	858	1117	1183
	113 7/8"	SS24114WSS	—	—	905	1190	1326
	119 7/8"	SS24120WSS	—	—	950	1225	1418

Rim Profiles:



Sloped (S)



Softened Vinyl (P)



Wood Softened (F)

IMPORTANT: Brackets must be specified separately.

Side edges are finished to match the top; wire manager is on the back edge.

Exception: Side edges on worksurfaces with vinyl rim option (P) are finished to match the front vinyl rim.

* Height (thickness) for TFL worksurfaces is 1 1/8".

Standard Includes

- Worksurface

How to Specify

- Model
- Material
 - LL = TFL
 - T = 3D laminate
 - L = HPL
 - LW = HPL with wood rim
 - W = Wood
- Rim option:
 - 3 = Wire manager
- Rim profile
 - S = Sloped rim (available on 3D laminate surface only)
 - P = Softened vinyl rim (available on TFL or HPL surfaces only)
 - F = Wood, softened rim
- Surface finish price group
 - STD = Group 1
 - STD2 = Group 2 3D laminate (+\$71), Group 2 wood (+20%)
- Surface finish designator
- Rim finish price group (include for laminate with wood rim only)
 - STD = Group 1
 - STD2 = Group 2 (+20%)
- Rim finish designator (include for laminate with wood rim or P rim only)
- Wire manager finish designator

Price List Effective Dates:

Pricing	02.04.19
Revision	01.16.19



	▶ See page
Statement of Line	4.2
Planning	4.7
Overview	4.7
Product Information	4.8
Filing Capacities	4.9
Locking Information	4.28
Lock Core Requirements	4.29
Pricing	4.32
Undersurface Storage	4.32
Low Storage	4.45
Overhead Storage	4.52
Vertical Storage	4.76
Surface Materials	4.97
Wood	4.97
Laminate	4.98
Paint	4.99
Fabric and Upholstery	4.100
COM	4.101

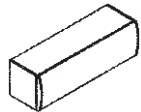
Lunar Profile Overhead Storage

Pricing

Overhead Cabinets

GSA SIN 711-1

Statement of Line	See page 4.2
Planning	4.7
Pricing	4.32
Surface Materials	4.97



<i>D</i>	<i>W</i>	<i>H</i>	<i>Model</i>	<i>Price</i>
Flipper Door				
14 ¹⁵ / ₁₆ "	23 ³ / ₄ "	14 ³ / ₈ "	24S142414SOFM	\$485
	29 ³ / ₄ "		24S143014SOFM	513
	35 ³ / ₄ "		24S143614SGFM	550
	41 ³ / ₄ "		24S144214SOFM	571
	47 ³ / ₄ "		24S144814SOFM	604
	59 ³ / ₄ "		24S146014SOFM	780
	71 ³ / ₄ "		24S147214SOFM	997

Standard Includes

- Chassis and doors: metal; select paints
- Flipper door(s): 48"W units have one door and 60"W–72"W units have two individually locking doors.
- Lock(s): black

How to Specify

- 1 Model
- 2 Lock option:
KRB = Key random
KSB = Key specific (-\$27); specify lock core separately
- 3 Finish price group
STD = Group 1
STD M = Group M (+10%)
- 4 Finish designator

IMPORTANT: Brackets must be specified separately.

➤ See pages 4.69–4.73.

Ganging brackets are required when mounting overheads side by side.

➤ See page 4.75.

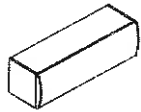
Lunar Profile Overhead Storage

Overhead Cabinets

Pricing

GSA SIN 711-1

Statement of Line	See page 4.2
Planning	4.7
Pricing	4.32
Surface Materials	4.97



D	W	H	Model	Price
Flipper Door				
14 ¹⁵ / ₁₆ "	23 ³ / ₄ "	14 ³ / ₈ "	24S142414SOFM	\$485
	29 ³ / ₄ "		24S143014SOFM	513
	35 ³ / ₄ "		24S143614SOFM	550
	41 ³ / ₄ "		24S144214SOFM	571
	47 ³ / ₄ "		24S144814SOFM	604
	59 ³ / ₄ "		24S146014SOFM	780
	71 ³ / ₄ "		24S147214SOFM	997

Standard Includes

- Chassis and doors: metal; select paints
- Flipper door(s). 48"W units have one door and 60"W-72"W units have two individually locking doors.
- Lock(s): black

How to Specify

- 1 Model
- 2 Lock option
KRB = Key random
KSB = Key specific (-\$27), specify lock core separately.
- 3 Finish price group:
STD = Group 1
STD M = Group M (+10%)
- 4 Finish designator

IMPORTANT: Brackets must be specified separately.
▶ See pages 4.69-4.73.

Ganging brackets are required when mounting overheads side by side.
▶ See page 4.75.



Flat Profile Undersurface Storage

15"W Pedestals—Metal

Pricing

GSA SIN 711-1

Statement of Line	See page 4.2
Planning	4.7
Pricing	4.32
Surface Materials	4.97



D	W	H	Model	Price
Suspended Box/File				
18¾"	15"	19¼"	12S1915PUBFM	\$506
22¾"			12S2415PUBFM	514
28¾"			12S3015PUBFM	556
Box/Box/File				
18¾"	15"	27¼"	12S1915PUBBFM	\$680
22¾"			12S2415PUBBFM	690
28¾"			12S3015PUBBFM	735
File/File				
18¾"	15"	27¼"	12S1915PUFFM	\$621
22¾"			12S2415PUFFM	631
28¾"			12S3015PUFFM	674

Standard Includes

- Chassis: metal
- Drawer fronts: metal
- Four spacers
- Lock: black
- Open top

How to Specify

- 1 Model
- 2 Pull option:
 - See page 4.12 for designators and upcharges.
- 3 Lock option:
 - KRB** = Key random
 - KSB** = Key specific (-\$27), specify lock core separately.
- 4 Metal finish price group
 - STD** = Group 1
 - STDM** = Group M (+10%)
- 5 Metal finish designator

Not for use as standalone units.

File drawers utilize drawer sides for front-to-back filling.

Pedestal Filler Strips
See page 4.40.

File Bars for Side-to-Side Filing
See the Perks chapter in the Kimball Desks & Accessories Price List

Pencil Trays
See the Perks chapter in the Kimball Desks & Accessories Price List

Standard Fabric Tiles

Pricing

1-High

GSA SIN 711-1
COM GSA Non-Contract

Statement of Intent	See page 3.2
Planning	3.9
Pricing	3.52
Surface Materials	3.203

W	Trim H	Support H	Model	Fabric Price Grade				
				A or COM	B	C	D	E
1-High								
18"	12 ³ / ₈ "	12"	33P181IT	\$31	\$48	\$59	\$77	\$104
24"			33P241IT	34	57	72	96	131
30"			33P301IT	37	66	84	114	158
36"			33P361IT	41	78	99	135	188
42"			33P421IT	54	92	115	154	211
48"			33P481IT	61	105	132	177	243
54"			33P541IT	66	115	146	197	272
60"			33P601IT	73	125	158	212	291
66"			33P661IT	80	138	174	234	322
72"			33P721IT	91	155	194	260	357
78"			33P781IT	97	164	205	274	375
84"			33P841IT	103	176	221	296	406
90"			33P901IT	108	186	235	316	435
96"			33P961IT	115	196	247	331	454
To-the-Floor 1-High								
18"	16 ⁷ / ₃₂ "	15 ²⁷ / ₃₂ "	33P181IT	\$42	\$59	\$70	\$88	\$115
24"			33P241IT	48	71	86	110	145
30"			33P301IT	60	89	107	137	181
36"			33P361IT	67	102	123	159	212
42"			33P421IT	80	118	141	180	237
48"			33P481IT	92	136	163	208	274
54"			33P541IT	106	155	186	237	312
60"			33P601IT	112	164	197	251	330
66"			33P661IT	122	180	216	276	364
72"			33P721IT	128	192	231	297	394
78"			33P781IT	146	213	254	323	424
84"			33P841IT	160	233	278	353	463
90"			33P901IT	170	248	297	378	497
96"			33P961IT	193	274	325	409	532

Standard Includes

- Tackable tile

How to Specify

1-High Tiles

① Model

② Tile type:

ST = Support

TT = Trim

Note: Tile type must match the upper Traxx in which it will be installed (i.e., support tile is used with support Traxx, trim tile is used with trim Traxx.)

③ Tile material:

BP = Tackable fabric

④ Fabric grade

⑤ Fabric number

To-the-Floor 1-High Tiles

① Model

② Tile type:

ST = Support

TT = Trim

Note: Tile type must match the upper Traxx in which it will be installed (i.e., support tile is used with support Traxx, trim tile is used with trim Traxx.)

③ Tile material:

BPF = Tackable fabric

④ Fabric grade

⑤ Fabric number

Fabric is applied railroaded.

Specify tiles for both sides of frame.

SURFACES & STORAGE Price List

Price List Effective Dates:
 Pricing 02.04.19
 Revision 01.18.19



See page

General Information	1.2
How to Use this Price List	1.2
How to Specify	1.3
Terms and Conditions	1.4
Product Warranty	1.6
Sustainability	1.7
ANSI/BIFMA	1.8
Asset Tag Locations	1.12
Products	2.1
Footprint® Worksurfaces and Support	2.1
Footprint® Mobile Tables	3.1
Footprint® Storage	4.1
Fundamental® Metal Filing	5.1
LF™ Series Metal Filing	6.1
Lighting	7.1
Reference	8.1
Revision History	8.1

Task Lights

Pricing

GSA SIN 711-1

Statement of Line See page 7.1
 Planning 7.3


D	W	H	Model	Description	Price
Task Lights					
4 ³ / ₈ "	13"	1 ⁵ / ₁₆ "	KSU14TL	For use with 24"W units.	\$260
	23 ¹ / ₄ "		KSU25TL	For use with 30"-36"W units.	272
	35"		KSU37TL	For use with 42"-48"W units.	292
	46 ⁷ / ₈ "		KSU49TL	For use with 54"-72"W units.	309
For Use in Chicago					
4 ³ / ₈ "	13"	1 ⁵ / ₁₆ "	KSU14TLC	For use with 24"W units.	\$383
	23 ¹ / ₄ "		KSU25TLC	For use with 30"-36"W units.	393
	35"		KSU37TLC	For use with 42"-48"W units.	411
	46 ⁷ / ₈ "		KSU49TLC	For use with 54"-72"W units.	426
Daisy-Chain Task Lights					
4 ³ / ₈ "	23 ¹ / ₄ "	1 ⁵ / ₁₆ "	KSU25TLG	For use with 30"-36"W units.	\$351
	35"		KSU37TLG	For use with 42"-48"W units.	365
	46 ⁷ / ₈ "		KSU49TLG	For use with 54"-72"W units.	388

Related Products:

Quick Release Task Light Brackets

KSU14BR	Set of two. For use with laminate or wood storage.	\$38
KSU25BR	Set of two. For use with laminate or wood storage.	\$38
KSU37BR	Set of two. For use with laminate or wood storage.	\$38
KSU49BR	Set of two. For use with laminate or wood storage.	\$38

Required by some local codes.



Daisy-chain task lights are limited to 5 units per single power source. Specify position: starter, middle, or end.

All lighting components are U.L. approved. Consult local codes for application restrictions.

For use on highback organizers and overhead storage.

Specify quick release brackets separately as required by local codes.

Standard Includes

- Fixture: black
- T5 cool white single tube lamp:
 - 14 watt on 23"W light,
 - 21 watt on 35"W light,
 - 28 watt on 47"W light
- High-frequency electronic ballast
- Prismatic lens
- Rocker-type on/off switch, center
- 90° cord plug with southwest orientation prong configuration, Chicago unit features a fused plug
- 9' cord attached in center of fixture

How to Specify

Task Light

- ① Model

Daisy-Chain Task Light


- ① Model
- ② Position in chain:
 - S = Starter
 - M = Middle
 - E = End

Task Lights

Pricing

GSA SIN 711-1

Statement of Line See page 7.1
 Planning 7.3



D	W	H	Model	Description	Price
Task Lights					
4 3/8"	13"	1 5/16"	KSU14TL	For use with 24"W units.	\$260
	23 1/4"		KSU25TL	For use with 30"-36"W units.	272
	35"		KSU37TL	For use with 42"-48"W units.	292
	46 7/8"		KSU49TL	For use with 54"-72"W units.	309
For Use in Chicago					
4 3/8"	13"	1 5/16"	KSU14TLC	For use with 24"W units.	\$383
	23 1/4"		KSU25TLC	For use with 30"-36"W units.	393
	35"		KSU37TLC	For use with 42"-48"W units.	411
	46 7/8"		KSU49TLC	For use with 54"-72"W units.	426
Daisy-Chain Task Lights					
4 3/8"	23 1/4"	1 5/16"	KSU25TLG	For use with 30"-36"W units.	\$351
	35"		KSU37TLG	For use with 42"-48"W units.	365
	46 7/8"		KSU49TLG	For use with 54"-72"W units.	388

Related Products:

Quick Release Task Light Brackets

KSUTLBR	<i>Sat of two. For use with laminate or wood storage. Required by some local codes.</i>	\$38
----------------	-----------------------------------------------------------------------------------------	------

Daisy-chain task lights are limited to 5 units per single power source. Specify position: starter, middle, or end.

All lighting components are U.L. approved. Consult local codes for application restrictions.

For use on highback organizers and overhead storage.

Specify quick release brackets separately as required by local codes.

Standard Includes

- Fixture: black
- T5 cool white single tube lamp: 14 watt on 23"W light; 21 watt on 35"W light; 28 watt on 47"W light
- High-frequency electronic ballast
- Prismatic lens
- Rocker-type on/off switch; center
- 90° cord plug with southwest orientation prong configuration; Chicago unit features a fused plug
- 9' cord attached in center of fixture

How to Specify

Task Light

- 1 Model

Daisy-Chain Task Light

- 1 Model
- 2 Position in chain:
 - S = Starter
 - M = Middle
 - E = End

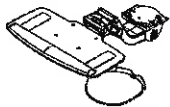

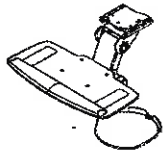
Keyboard Supports

Pricing

Adjustable Keyboard Kits

GSA Non-Contract

Statement of Line	▶ See page 4.2
Planning	4.12
Pricing	4.25
Surface Materials	4.71



Note: Mounting slide is not shown on the illustrations above.

D	W	H	Model	Tray Tilt Adjustment	Vertical Adjustment*		Rotation	Price
					Above Surface	Below Surface		
Adjustable Keyboard Kits								
Manual Adjustment								
17"	28½"	6"	99K1706KK2	-15° to +15°	1 13/16"	6 9/16"	360°	\$572
22"	28½"	8"	99K2208KK2	-15° to +15°	1 5/16"	7 3/8"	360°	629
Intuitive Adjustment								
17"	28½"	6"	99K1706KK1	-15° to +10°	1 7/16"	6 15/16"	360°	\$435
22"	28½"	8"	99K2208KK1	-15° to +10°	2 1/16"	8"	360°	731
Sit-to-Stand Adjustable Keyboard Kit								
Intuitive Adjustment								
23"	28½"	10¾"	99K2319KKS1	-10° to +15°	8"	6 9/16"	360°	\$771

*Vertical adjustment dimensions are based on 1 3/16"-thick worksurface; they can also be used on 1 9/16"-thick worksurfaces.

Planning Factors

17"D adjustable keyboard kits are recommended for bridge applications; 22" and 23"D adjustable keyboard kits can be used in corner-mount applications.

Width of keyboard kits includes mouse tray. Keyboard tray is 20 1/8"W; mouse tray is 9" in diameter and is non-handed for mounting on the left or right.

Manual and intuitive adjustable keyboard kits slide in and out under the surface.

Keyboard kits will not be flush with the worksurface edge (in the stored, recessed position) when mounted in accordance with the manufacturer's directions.

Keyboard kits can be used with Xsede when undersurface support rails are not used.

▶ See page 4.13 for a cross reference chart by furniture series of keyboard kits that comply to ANSI/HFES Method 2.


Standard Includes

- Keyboard arm: black
- Foam gel wrist rest: black
- High-density polyethylene tray and ABS mouse tray: black

How to Specify

- 1 Model

Statement of Line	See page 3.2
Planning	3.9
Pricing	3.52
Surface Materials	3.203



W	Model	Support Traxx	Trim Traxx
Frame-Mounted Traxx			
18"	33P18P	\$26	\$16
24"	33P24P	31	21
30"	33P30P	37	26
36"	33P36P	43	31
42"	33P42P	48	37
48"	33P48P	58	47
54"	33P54P	63	52
60"	33P60P	66	56
66"	33P66P	71	60
72"	33P72P	79	67
78"	33P78P	84	73
84"	33P84P	92	82
90"	33P90P	97	86
96"	33P96P	107	96
102"	33P102P	110	100
108"	33P108P	113	103
114"	33P114P	120	110
120"	33P120P	128	116
126"	33P126P	132	120
132"	33P132P	136	126
138"	33P138P	140	130
144"	33P144P	144	133

Traxx is required at top location on both sides of frame to allow for top cap attachment.

Traxx are required at top and bottom of each tile except when bottom tile rests on bottom channel of frame.

Support traxx are required anywhere that components (worksurfaces, storage, center-mount overheads, work tools, etc.) will be placed.

Trim traxx are used for cleaner aesthetics when no components will be attached to the Traxx.

Note: Appropriate height tiles must be specified. This is determined by the type of upper Traxx used to hold the tile in place.

Standard Includes

- Traxx lock brackets

How to Specify

- 1 Model
- 2 Traxx type:
ST = Support Traxx
TT = Trim Traxx
- 3 Finish type:
STD = Group 1
STD_M = Group M (+10%)
STD₂₁ = Group 21 (+10%)
- 4 Finish designator

Metal Work Tools

Pricing

For Use with Narrate Support Traxx Only, continued

GSA SIN 711-1

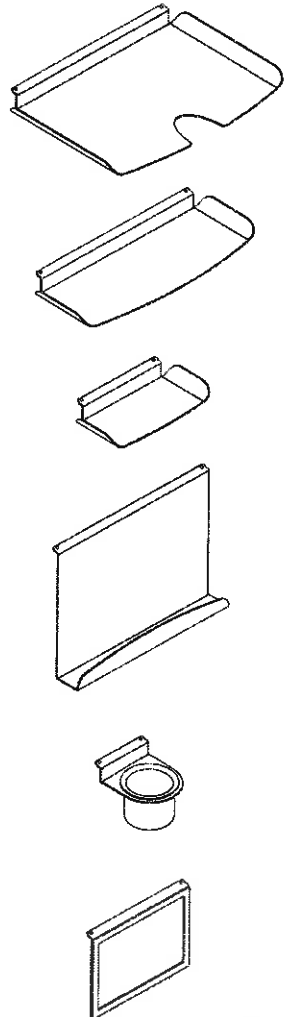
Statement of Line	See page 3.2
Planning	3.9
Pricing	3.52
Surface Materials	3.203

Standard Includes

- Metal work tool: paint

How to Specify

- 1 Model
- 2 Finish price group:
STD = Group 1
STD M = Group M (+10%)
STD21 = Group 21 (+10%)
- 3 Finish designator



<i>D</i>	<i>H</i>	<i>W</i>	<i>Model</i>	<i>Price</i>
Paper Tray				
9½"	1¾"	13"	33P0913PTP	\$199
Personal Shelf				
5¼"	1¾"	13"	33P0513PSP	\$199
Phone Shelf				
4"	1¾"	7½"	33P0407PSP	\$190
Dry-Erase Markerboard with Tray				
12 ⁹ / ₃₂ "	11 ²⁷ / ₆₄ "	8 ²¹ / ₆₄ "	33P0811DMP	\$197
Utility Cup				
4¼"	3 ⁵ / ₈ "	3"	33P0404CHP	Stainless steel utility cup. \$146
Picture Frame				
5/8"	7¼"	5½"	33P0507PFP	\$164
5/8"	10¼"	8½"	33P0810PFP	176

Metal Work Tools

Pricing

For Use with Narrate Support Traxx Only

GSA SIN 711-1

Statement of Line	See page 3.2
Planning	3.9
Pricing	3.52
Surface Materials	3.203

<i>D</i>	<i>H</i>	<i>W</i>	<i>Model</i>	<i>Price</i>
Name Plate				
9"	1"		33P0109NPP	\$210



Pendaflex Folder Holders (set of 2)				
1"	2¼"		33P0102PFHP	\$125



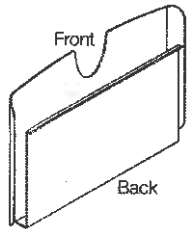
Phone/Ear Bud Holder				
1"	1"	1½"	33PEPHP	\$79



Slant Sorter				
9"	1¾"	13"	33P0912SSP	\$200



Vertical Sorter				
1¾"	9"	13"	33P0913VSP	\$226



Standard Includes

- Metal work tool paint

How to Specify

- Model
- ② Finish price group:
STD = Group 1
STD M = Group M (+10%)
STD21 = Group 21 (+10%)
- ③ Finish designator

Metal Work Tools

Pricing

For Use with Narrate Support Traxx Only

GSA SIN 711-1

Statement of Line	See page 3.2
Planning	3.9
Pricing	3.52
Surface Materials	3.203

<i>D</i>	<i>H</i>	<i>W</i>	<i>Model</i>	<i>Price</i>
Name Plate				
9"	1"		33P0109NPP	\$210



Pendaflex Folder Holders (set of 2)				
1"	2 1/4"		33P0102PFHP	\$125



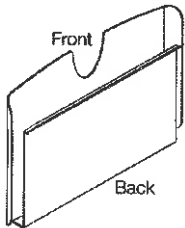
Phone/Ear Bud Holder				
1"	1"	1 1/2"	33PEPMP	\$79



Slant Sorter				
9"	1 3/16"	13"	33P0912SSP	\$200



Vertical Sorter				
13 3/8"	9"	13"	33P0913VSP	\$226



Standard Includes

- Metal work tool; paint

How to Specify

- Model
- Finish price group:
 - STD** = Group 1
 - STD M** = Group M (+10%)
 - STD21** = Group 21 (+10%)
- Finish designator

Configurable High-Performance Task Seating

Pricing

with Kimball Upholstery

GSA SIN 711-18
† GSA Non-Contract
‡ GSA Contract Pending



Model	Kimball Upholstery Price Grade								
	1 or COM	2	3 or COL	4	5	6	7	L7	L8

Task Chair

K56TMUFA	\$742	\$768	\$783	\$801	\$825	\$849	\$873	\$976	\$1033
-----------------	-------	-------	-------	-------	-------	-------	-------	-------	--------

Low-Height Task Chair

K56TMUFALH ††	\$972	\$998	\$1013	\$1031	\$1055	\$1079	\$1103	\$1206	\$1263
----------------------	-------	-------	--------	--------	--------	--------	--------	--------	--------

Sit-to-Stand Task Chair

K56TMUFASTS ††	\$1021	\$1047	\$1062	\$1080	\$1104	\$1128	\$1152	\$1255	\$1312
-----------------------	--------	--------	--------	--------	--------	--------	--------	--------	--------

Task Stool

K56SMUFA ††	\$1021	\$1047	\$1062	\$1080	\$1104	\$1128	\$1152	\$1255	\$1312
--------------------	--------	--------	--------	--------	--------	--------	--------	--------	--------

Related Products:



Model	Price
Black Headrest	
K56TMHDRSTBK †	\$82
White Headrest	
K56TMHDRSTWHT †	\$103

IMPORTANT: All configurable models ship fully assembled.

IMPORTANT: Task chairs on this page are available with arms (upcharge applies).

Configurable task chairs and stools are warranted for 1 shift (8 hours per day, 40 hours per week) and users up to 253 lbs.

Headrest can be added to any Joya task chair.

See page 20.10 for COM/COL yardage requirements.

Standard Includes

- Back: standard mesh (horiz. pattern)
- Black base
- Upholstered seat
- Basic synchro-tilt 1-position lock
- Black, hard dual-wheel casters

TB133

TB133 fire code treatment is available through By Design.

How to Specify

- Model
- Back frame/mesh:
 - BBSTD** = black frame/standard black mesh
 - BBPRM** = black frame/premium black mesh (+\$38)
 - WWPRM** = white frame/premium white mesh (+\$148)
- Upholstery grade
- Upholstery number
- Arms:
 - XA** = Armless
 - ST** = Static arms (+\$38)
 - 2D** = 2D arms (+\$60)
 - 3D** = 3D arms (+\$103)
 - 4D** = 4D arms (+\$159)

See page 20.2 for descriptions
- Control:
 - S1L** = Basic synchro-tilt 1-position lock control
 - S4L** = Full synchro-tilt 4-position lock control (+\$71)
 - S4LSL** = Full synchro-tilt 4-position lock with seat slider (+\$115, not avail on STS or stool)
- Base:
 - 462** = Black
 - 497** = Polished aluminum (+\$93)
- Casters:
 - For task chair or stool—
 - C46** = Hard for soft floors
 - C47** = Soft for hard floors (+\$30)
 - For low-height task chair—
 - C3** = Hard for soft floors
 - C4** = Soft for hard floors (+\$29)
 - For sit-to-stand task chair—
 - C40** = Hard for soft floors
 - C41** = Soft for hard floors (+\$29)
- Footring (include for STS and stool only):
 - 462** = Black plastic

85

Italian Seating

with Kimball Upholstery

Pricing

GSA Contract Pending

Statement of Line	See page 24.1
Planning	24.2
Pricing	24.3



Model	Quantity	Price
Armless Side Chair with Metal Legs (Stackable)		
K91SDXAML1	1	\$556
K91SDXAML4	4	1285
K91SDXAML10	10	2962



Armless Side Chair with Wood Legs (Non-Stackable)		
K91SDXAWL1	1	\$853
K91SDXAWL2	2	1340
K91SDXAWL6	6	3882



Arm Chair with Metal Legs (Stackable)		
K91SDSAML1	1	\$595
K91SDSAML4	4	1440
K91SDSAML8	8	2467



Armless Counter-Height Stool with Metal Legs (Stackable)		
K91CHXAML1	1	\$703
K91CHXAML4	4	1899
K91CHXAML6	6	2725



Armless Bar-Height Stool with Metal Legs (Stackable)		
K91STXAML1	1	\$721
K91STXAML4	4	1946
K91STXAML6	6	2793



Swivel Chair with 5-Star Base		
K91MPXA5S	1	\$1073

How to Specify

- ① Model
- ② Shell color:
 - ACT** = Anthracite
 - CRD** = Chili Red
 - MGY** = Mink Grey
 - MYW** = Gilded Yellow
 - SBL** = Steel Blue
 - WWH** = Warm White
- ③ Frame color (omit for wood leg or swivel model)
 - ACT** = Anthracite
 - CHR** = Chrome
 - WWH** = Warm White

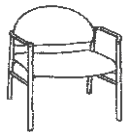
4-Leg Side Chairs

Pricing

with Kimball Upholstery

GSA SIN 711-18
† GSA SIN 711-19

Statement of Line	▶ See page 15.1
Planning	15.2
Pricing	15.3
Surface Materials	15.8



Model		Kimball Upholstery Price Grade								
		1 or COM	2	3 or COL	4	5	6	7	L7	L8
With Arms (stacking)										
Round Open Back										
95-2D †		\$369	\$400	\$418	\$439	\$469	\$497	\$526	\$650	\$718
95-2DF †	TB133	521	552	570	591	621	649	678	802	870
Flair Open Back										
95-2R †		\$444	\$475	\$493	\$514	\$544	\$572	\$601	\$725	\$793
95-2RF †	TB133	597	628	646	667	697	725	754	878	946
Without Arms (stacking)										
Round Open Back										
95-1D †		\$345	\$376	\$394	\$415	\$445	\$473	\$502	\$526	\$694
95-1DF †	TB133	\$497	\$528	\$546	\$567	\$597	\$625	\$654	\$778	\$846
Flair Open Back										
95-1R †		\$410	\$441	\$459	\$480	\$510	\$538	\$567	\$691	\$759
95-1RF †	TB133	560	591	609	630	660	688	717	841	909
Bariatric with Arms (non-stacking)										
Round Open Back										
95-9D		\$1115	\$1172	\$1204	\$1240	\$1291	\$1342	\$1396	\$1614	\$1736
95-9DF	TB133	1304	1361	1393	1429	1480	1531	1585	1803	1925
Flair Open Back										
95-9R		\$1115	\$1172	\$1204	\$1240	\$1291	\$1342	\$1396	\$1614	\$1736
95-9RF	TB133	1304	1361	1393	1429	1480	1531	1585	1803	1925

Related Products:

Model	Description	Price
95-A	Ganging devices (package of 5 pairs); will connect 6 chairs.	\$53
95-TD	Transport dolly (32½"D x 44¾"H x 19"W)	\$521

▶ See page 15.2 for illustrations of back styles.

Vinyl upholstery may result in gathers and puckers.

Contrasting upholstery is available. Use an electronic specification tool for accurate pricing.

▶ See page 15.8 for COM/COL yardage requirements.

TB133

Fire code treatment is available on select Kimball upholstery.
▶ See the *Kimball Surface Materials Reference Guide* at www.kimball.com.

How to Specify

- Model
- ② **Back:**
 - ② Upholstery grade
 - ③ Upholstery number
- ④ **Seat:**
 - ④ Upholstery grade
 - ⑤ Upholstery number
- ⑥ **Frame:**
 - ⑥ Paint price group:
 - STD** = Non-metallic paint
 - STDM** = Metallic paint (+10% to grade 1 price)
 - ⑦ Paint designator:
 - 462** = Cinder
 - 501** = Platinum Metallic
 - ⑧ Glides:
 - STD** = Nylon ball glides
 - C8** = Flat glides (-\$23)

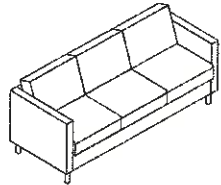
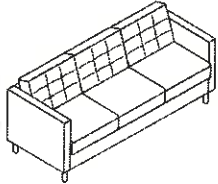
Three-Seat Lounges

with Kimball Upholstery

Pricing

GSA SIN 711-16

Statement of Line	See page 12.1
Planning	12.2
Pricing	12.4
Surface Materials	12.8



Model	Kimball Upholstery Price Grade								
	1 or COM	2	3 or COL	4	5	6	7	L7	L8
Sewn-Tufted Back Cushion									
K743AT	\$3714	\$4044	\$4232	\$4446	\$4748	\$5050	\$5360	\$6648	\$7360
K743ATF TB133	4064	4394	4582	4796	5098	5400	5710	6998	7710

Standard Back Cushion									
K743AF	\$3131	\$3461	\$3649	\$3863	\$4165	\$4467	\$4777	\$6065	\$6777
K743AF TB133	3481	3811	3999	4213	4515	4817	5127	6415	7127

TB133

Fire code treatment is available on select Kimball upholstery.
 See the *Kimball Surface Materials Reference Guide* at www.kimball.com.

How to Specify

- 1 Model
- 2 **Frame** (primary):
 - ② Upholstery grade
 - ③ Upholstery number
- 3 **Back Cushions:**
 - ④ Upholstery grade
 - ⑤ Upholstery number
- 4 **Seat Cushions:**
 - ⑥ Upholstery grade
 - ⑦ Upholstery number
 - ⑧ Leg option
 - See page 12.3 for designators.

When specifying a striped or directional textile, a solid pattern is recommended for the back cushion due to alignment constraints.

Contrasting fabric is available. Use an electronic specification tool for accurate pricing.

See page 12.8 for COM/COL yardage requirements.

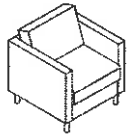
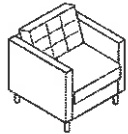
One-Seat Lounges

with Kimball Upholstery

Pricing

GSA SIN 711-16

Statement of Line	See page 12.1
Planning	12.2
Pricing	12.4
Surface Materials	12.8



Model	Kimball Upholstery Price Grade								
	1 or COM	2	3 or COL	4	5	6	7	1.7	1.8
Sewn-Tufted Back Cushion									
K741AT	\$1793	\$1994	\$2108	\$2238	\$2420	\$2602	\$2792	\$3571	\$4005
K741ATF TB133	1909	2110	2224	2354	2536	2718	2908	3687	4121

Standard Back Cushion									
K741A	\$1561	\$1762	\$1876	\$2006	\$2188	\$2370	\$2560	\$3339	\$3773
K741AF TB133	1676	1877	1991	2121	2303	2485	2675	3454	3888

TB133
Fire code treatment is available on select Kimball upholstery.
See the *Kimball Surface Materials Reference Guide* at www.kimball.com.

How to Specify

- 1 Model
- 2 **Frame** (primary):
 - 2 Upholstery grade
 - 3 Upholstery number
- 4 **Back Cushion:**
 - 4 Upholstery grade
 - 5 Upholstery number
- 6 **Seat Cushion:**
 - 6 Upholstery grade
 - 7 Upholstery number
 - 8 Leg option.
 - See page 12.3 for designators.

When specifying a striped or directional textile, a solid pattern is recommended for the back cushion due to alignment constraints.

Contrasting fabric is available. Use an electronic specification tool for accurate pricing.

See page 12.8 for COM/COL yardage requirements.

Buffet/Media Credenzas

Pricing

GSA SIN 711-9

Statement of Line	See page 11.2
Planning	11.5
Pricing	11.7
Surface Materials	11.30

D	W	H	Number of Doors	Number of Optional Locks	Model	TFL	Wood
---	---	---	-----------------	--------------------------	-------	-----	------

29"H Credenzas

With Doors

20 ⁷ / ₈ "	48 ¹ / ₄ "	28 ³ / ₄ "	3	2	72K214829CBDR	\$1551	\$2793
20 ⁷ / ₈ "	72 ¹ / ₈ "	28 ³ / ₄ "	4	2	72K217229CBDR	1804	3245
20 ⁷ / ₈ "	90 ¹ / ₈ "	28 ³ / ₄ "	4	2	72K219029CBDR	2057	3702

With Doors and Drawers

20 ⁷ / ₈ "	48 ¹ / ₄ "	28 ³ / ₄ "	3	2	72K214829CBDRDWR	\$1938	\$3502
20 ⁷ / ₈ "	72 ¹ / ₈ "	28 ³ / ₄ "	4	2	72K217229CBDRDWR	2254	4072
20 ⁷ / ₈ "	90 ¹ / ₈ "	28 ³ / ₄ "	4	2	72K219029CBDRDWR	2570	4640

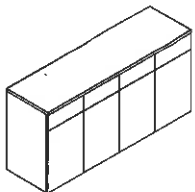
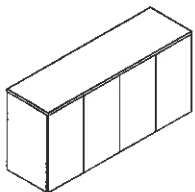
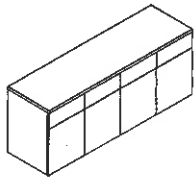
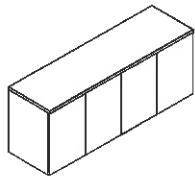
36"H Credenzas

With Doors

20 ⁷ / ₈ "	48 ¹ / ₄ "	35 ⁵ / ₈ "	3	2	72K214836CBDR	\$1824	\$3286
20 ⁷ / ₈ "	72 ¹ / ₈ "	35 ⁵ / ₈ "	4	2	72K217236CBDR	2123	3819
20 ⁷ / ₈ "	90 ¹ / ₈ "	35 ⁵ / ₈ "	4	3	72K219036CBDR	2421	4355

With Doors and Drawers

20 ⁷ / ₈ "	48 ¹ / ₄ "	35 ⁵ / ₈ "	3	2	72K214836CBDRDWR	\$2281	\$4122
20 ⁷ / ₈ "	72 ¹ / ₈ "	35 ⁵ / ₈ "	4	2	72K217236CBDRDWR	2652	4791
20 ⁷ / ₈ "	90 ¹ / ₈ "	35 ⁵ / ₈ "	4	2	72K219036CBDRDWR	3024	5461



Standard Includes

- Adjustable shelf behind hinged doors
- Non-locking doors and/or drawers
- Flat rim profile on all sides of the top
- Finished back

How to Specify

- 1 Model
- @ Chassis material
LL = TFL
W = Wood
- 3 Door lock option
X = Non-locking
KRB = Key random, black core (+\$69 per lock)
KRS = Key random, silver core (+\$69 per lock)
KS = Key specific (-\$41 per lock), specify lock cores separately
 See page 11.6
- 4 Wood finish price group (omit for TFL)
STD = Group 1
STD2 = Group 2 (+20%)
- 5 Wood finish or TFL designator
- 6 Grommet option
X = No grommet
 See page 11.26 for option designators
- 7 Ventilation option
Y = Yes (+\$116)
N = No
 See page 11.27 for vent location(s)

Locking doors are available as an option; locking drawers are not available.

48"D x 48"W Table Tops (1 3/16"H)

Pricing

GSA SIN 711-11

Statement of Line	See page 2.2
Planning	2.8
Pricing	2.29
Surface Materials	2.128



D	W	Model	TFL (LL)* Vinyl P Rim	HPL (L) Vinyl P Rim	3D Lam (T)* Sloped SL Rim	HPL (2L) Self J Rim	HPL (LW) Wood F/M Rim	Wood (W) Wood F/M Rim	HPL (1LW) Wood S Rim	Wood (1W) Wood S Rim
Round										
48" diameter		74K48RD	\$505	\$607	\$607	636	\$1313	\$1313	\$1447	\$1447
Square										
48"	48"	74K4848SQ	505	607	607	636	1313	1313	1447	1447
Soft Square										
48"	48"	74K4848SSQ	505	607	607	636	1313	1313	1447	1447

Standard Includes

• Top

How to Specify

- 1 Model
- 2 Material:
 - LL = TFL with P rim
 - L = HPL with P rim
 - 2L = HPL with J rim
 - T = 3D laminate with SL rim
 - LW = HPL with wood F or M rim
 - W = Wood with wood F or M rim
 - 1LW = HPL with wood S rim
 - 1W = Wood with wood S rim
- 3 Rim profile:
 - P = Softened vinyl rim (LL or L)
 - SL = Sloped Rim (T)
 - J = HPL self rim (2L)
 - F = Softened wood rim (LW or W)
 - M = Reed wood rim (LW or W)
 - S = Knife wood rim (1LW or 1W)
- 4 Grommet/cut-out option (+\$86 per grommet or +\$59 per cut-out)
 - See page 2.59 for applicability and designators.
 - X = None
- 5 Surface finish price group (omit for LL models)
 - STD = Group 1
 - STD2 = Group 2 (+20%)
- 6 Surface finish designator
- 7 Rim finish price group (include for LW and 1LW models only)
 - STD = Group 1
 - STD2 = Group 2 (+20%)
- 8 Rim finish designator (include for LL, L, LW and 1LW models only)

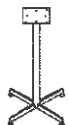
* Height (thickness) for TFL and 3D laminate worksurfaces is 1 3/16".

Blade X Bases

Pricing

GSA SIN 711-11

Statement of Line	See page 2.2
Planning	2.8
Pricing	2.29
Surface Materials	2.128



D	W	H	Model	Price
Occasional Height				
20"	20"	14¾"	74K2015CFX	\$460
26"	26"	14¾"	74K2615CFX	509
32"	32"	14¾"	74K3215CFX	539

End Table Height				
20"	20"	18¾"	74K2019CFX	\$474
26"	26"	18¾"	74K2619CFX	524

Worksurface Height				
20"	20"	27¾"	74K2028CFX	\$485
26"	26"	27¾"	74K2628CFX	538
32"	32"	27¾"	74K3228CFX	565

Mobile				
26"	26"	27¾"	74K2628CFXM	591
32"	32"	27¾"	74K3228CFXM	618

Standing Counter Height				
20"	20"	34¾"	74K2035CFX	\$540
26"	26"	34¾"	74K2635CFX	599
32"	32"	34¾"	74K3235CFX	627

Standing Height				
20"	20"	40¾"	74K2041CFX	\$563
26"	26"	40¾"	74K2641CFX	624
32"	32"	40¾"	74K3241CFX	655

Standard Includes

- X base
- Adjustable glides or locking dual-wheel casters on mobile model
- Attachment hardware

How to Specify

- 1 Model
- 2 Column paint designator (+10% on select metallic paint finishes)
- 3 Foot paint or non-paint finish designator
- 4 Caster finish designator (include for worksurface-height mobile model only).
C45 = Black
C46 = White/Grey

30"D x 72"W Table Tops (1³/₁₆"H)

Pricing

GSA SIN 711-11

Statement of Line	See page 2.2
Planning	2.8
Pricing	2.29
Surface Materials	2.128



D	W	Model	TFL (LL)* Vinyl P Rim	HPL (L) Vinyl P Rim	3D Lam (T)* Sloped SL Rim	HPL (2L) Self J Rim	HPL (LW) Wood F/M Rim	Wood (W) Wood F/M Rim	HPL (1LW) Wood S Rim	Wood (1W) Wood S Rim
Rectangular										
30"	72"	74K3072RT	\$383	\$507	\$507	\$532	\$704	\$704	\$775	\$775
Soft Rectangular										
30"	72"	74K3072SRT	383	507	507	532	704	704	775	775
Arc Rectangular										
30"	72"	74K3072AR	612	808	808	849	1082	1082	1223	1223
Racetrack										
30"	72"	74K3072RC	612	808	808	849	1082	1082	1223	1223

Standard Includes

• Top

How to Specify

- Model
- Material:
 - LL** = TFL with P rim
 - L** = HPL with P rim
 - 2L** = HPL with J rim
 - T** = 3D laminate with SL rim
 - LW** = HPL with wood F or M rim
 - W** = Wood with wood F or M rim
 - 1LW** = HPL with wood S rim
 - 1W** = Wood with wood S rim
- Rim profile:
 - P** = Softened vinyl rim (LL or L)
 - SL** = Sloped Rim (T)
 - J** = HPL self rim (2L)
 - F** = Softened wood rim (LW or W)
 - M** = Reed wood rim (LW or W)
 - S** = Knife wood rim (1LW or 1W)
- Grommet/cut-out option (+\$66 per grommet or +\$59 per cut-out)
 - See page 2.38 for applicability and designators.
 - X** = None
- Surface finish price group (omit for LL models)
 - STD** = Group 1
 - STD2** = Group 2 (+20%)
- Surface finish designator
- Rim finish price group (include for LW and 1LW models only)
 - STD** = Group 1
 - STD2** = Group 2 (+20%)
- Rim finish designator (include for LL, L, LW and 1LW models only)

* Height (thickness) for TFL and 3D laminate worksurfaces is 1³/₁₆".

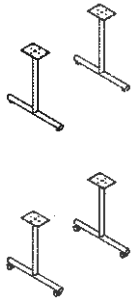
Tubular T-Leg Bases

Pricing

Fixed-Height Leg Pairs

GSA SIN 711-11

Statement of Line	See page 3.2
Planning	3.6
Pricing	3.23
Surface Materials	3.46



D	W	H	For Use with Top Width	Model	Price
For Use with 18"D Tops					
<i>With Glides</i>					
18"	2"	27 ³ / ₄ "	48", 60", 72", 84", 96"	75K1628TBT	\$340
<i>With Casters</i>					
18"	2"	27 ³ / ₄ "	48", 60", 72", 84", 96"	75K1628TBTM	\$393
For Use with 24"D Tops					
<i>With Glides</i>					
22"	2"	27 ³ / ₄ "	48", 60", 72", 84", 96"	75K2228TBT	\$381
<i>With Casters</i>					
22"	2"	27 ³ / ₄ "	48", 60", 72", 84", 96"	75K2228TBTM	\$434
For Use with 30"D Tops					
<i>With Glides</i>					
26"	2"	27 ³ / ₄ "	48", 60", 72", 84", 96"	75K2628TBT	\$495
<i>With Casters</i>					
26"	2"	27 ³ / ₄ "	48", 60", 72", 84", 96"	75K2628TBTM	\$547

Standard Includes

- Set of 2 T-legs
- Black glides or hooded, locking dual-wheel casters

How to Specify

- ① Model
- ② Paint designator:
462 = Cinder
501 = Platinum Metallic

Bases on this page are for use with rectangular, half-round, hexagon, and trapezoid tops and are specified based on the top depth and width.

Accessories

Pricing

Brackets and Support

GSA SIN 711-11

Statement of Line	▶ See page 3.2
Planning	3.6
Pricing	3.23
Surface Materials	3.46



D	W	H	Model	Price
Ganging Bracket Kit				
1 7/8"	4 7/16"	1 1/4"	75K2GL	\$77
Undersurface Support Rail				
2 3/4"	42"	3/4"	75K42WSSR	\$46
2 3/4"	56"	3/4"	75K56WSSR	55
Flat Bracket				
2"	5 1/2"		ACAWBP1	\$12

Standard Includes

- Ganging Bracket Kit**
- Set of 2 black brackets
 - Attachment hardware

Undersurface Support Rail

- Cinder rail
- Attachment hardware

Flat Bracket

- Black bracket
- Attachment hardware

How to Specify

- 1 Model

48"D x 96"W Table Tops (1 3/16"H)

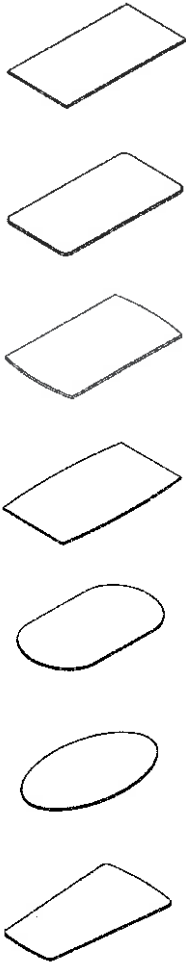
Pricing

GSA SIN 711-11

Statement of Line	See page 2.2
Planning	2.8
Pricing	2.29
Surface Materials	2.128

D	W	Model	TFL (LL)* Vinyl P Rim	HPL (L) Vinyl P Rim	3D Lam (T)* Sloped SL Rim	HPL (2L) Self J Rim	HPL (LW) Wood F/M Rim	Wood (W) Wood F/M Rim	HPL (1LW) Wood S Rim	Wood (1W) Wood S Rim
Rectangular										
48"	96"	74K4896RT	\$997	\$1374	\$1374	\$1443	\$2472	\$2472	\$2770	\$2770
Soft Rectangular										
48"	96"	74K4896SRT	997	1374	1374	1443	2472	2472	2770	2770
Arc Rectangular										
48"	96"	74K4896AR	1341	1522	1522	1598	2646	2646	2963	2963
Boat										
48"	96"	74K4896BT	1341	1522	1522	1598	2646	2646	2963	2963
Racetrack										
48"	96"	74K4896RC	1341	1522	1522	1598	2646	2646	2963	2963
Ellipse										
48**	96"	74K4896EL	1341	1522	1522	1598	2646	2646	2963	2963
Tapered										
48***	96"	74K4896TP	1341	1522	1522	1598	2646	2646	2963	2963

*Narrow end is 42"D.



Standard Includes

*Top

How to Specify

- 1 Model
- 2 Material:
 - LL = TFL with P rim
 - L = HPL with P rim
 - 2L = HPL with J rim
 - T = 3D laminate with SL rim
 - LW = HPL with wood F or M rim
 - W = Wood with wood F or M rim
 - 1LW = HPL with wood S rim
 - 1W = Wood with wood S rim
- 3 Rim profile:
 - P = Softened vinyl rim (LL or L)
 - SL = Sloped Rim (T)
 - J = HPL self rim (2L)
 - F = Softened wood rim (LW or W)
 - M = Reed wood rim (LW or W)
 - S = Knife wood rim (1LW or 1W)
- 4 Grommet/cut-out option (+\$66 per grommet or +\$59 per cut-out)
 - See page 2.67 for applicability and designators.
 - X = None
- 5 Surface finish price group (omit for LL models)
 - STD = Group 1
 - STD2 = Group 2 (+20%)
- 6 Surface finish designator
- 7 Rim finish price group (include for LW and 1LW models only)
 - STD = Group 1
 - STD2 = Group 2 (+20%)
- 8 Rim finish designator (include for LL, L, LW and 1LW models only)

* Height (thickness) for TFL and 3D laminate worksurfaces is 1 3/16".

94.1

Cylinder Bases

Pricing

GSA SIN 711-11

Statement of Line	See page 2.2
Planning	2.8
Pricing	2.29
Surface Materials	2.128



Diameter	H	Model	HPL (L)	Wood (W)
Worksurface Height				
18"	27 ⁷ / ₈ "	74K1828CY	\$1183	\$1315
24"	27 ⁷ / ₈ "	74K2428CY	1308	1454
With Hinged Access Door				
18"	27 ⁷ / ₈ "	74K1828CYA	\$1339	\$1518
24"	27 ⁷ / ₈ "	74K2428CYA	1462	1781

x 2
92,766 94.2

Related Products:

Quantity	Total weight	Model	Price
Counterweight (27 lb. Bags)			
1	27 lbs.	74K1COUNTERWEIGHT	\$35
2	54 lbs.	74K2COUNTERWEIGHT	45
3	81 lbs.	74K3COUNTERWEIGHT	56

Standard Includes

- Cylinder base with or without hinged access door, as specified
- Mounting pad
- Adjustable glides

How to Specify

Base

- 1 Model
- 2 Material:
L = HPL
W = Wood
- 3 Finish price group:
STD = Group 1
STD2 = Group 2 (+20%)
- 4 Finish designator

Counterweight

- 1 Model

IMPORTANT: Cylinder bases require counterweight in each base to prevent tipping, unless specifically noted.
 ▶ See the applicable base tables for the size top you are specifying for appropriate pounds required.

94.2

Price List Effective Dates:

Pricing	02.04.19
Revision	01.16.19



▶ See page

Positioning	5.2
Introduction	5.2
Statement of Line	5.3
Planning	5.37
Distinctives	5.37
Typical Configurations	5.38
Filing Capacities	5.47
Cord Management	5.48
Factory-installed Grommet Options	5.50
Pull Options	5.55
Locking Information	5.57
Integrating with Traxx®	5.58
Integrating with Xsite®	5.59
Integrating with Xseal®	5.60
Integrating with Footprint®	5.61
Assembled Casegoods	5.62
Worksurfaces, Support and Screens	5.64
Wall Panels	5.89
Storage	5.90
Fixed-Height & Height-Adjustable Tables	5.109
Height-Adjustable Desks	5.117
Pricing	5.118
Assembled Casegoods	5.118
Worksurfaces	5.131
Support	5.154
Screens	5.187
Wall Panels	5.192
Storage	5.217
Tables	5.315
Height-Adjustable Desks	5.332
Surface Materials	5.341

Single-Pedestal Desks

Rectangular Top

Pricing

GSA SIN 711-8

Standard Includes

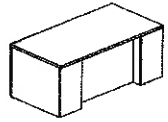
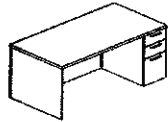
- Box/box/file letter-width pedestal
- Breakfront modesty panel

How to Specify

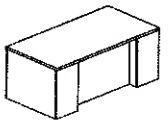
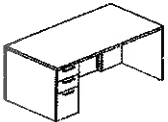
- 1 Model
- 2 Worksurface/chassis materials
LL = TFL/TFL
L = HPL/TFL
LW = HPL/wood
W = Wood/wood
- 3 Pedestal option:
1 = BBF
- 4 Rim profile:
P = Softened vinyl (LL or L)
F = Softened wood (LW or W)
M = Reed wood (LW or W)
S = Knife wood (LW or W)
- 5 Pull option:
 ▶ See page 5.55 for designators
- 6 Lock option:
X = Non-locking
KS = Key specific (+\$41); specify lock core separately
KRB = Key random, black lock core (+\$69)
KRS = Key random, silver lock core (+\$69)
- 7 Worksurface grommet option:
X = No grommet or cutout
 ▶ See page 5.50 for designators
- 8 Worksurface finish price group (omit for LL):
STD = Group 1
STD2 = Group 2 (+20%)
- 9 Worksurface finish designator
- 10 Drawer front finish designator (omit for LW and W models)
- 11 Chassis finish designator (omit for LW and W)
- 12 Rim finish price group (omit for LL, L, and W models):
STD = Group 1
STD2 = Group 2 (+20%)
- 13 Rim finish designator (omit for W models)
- 14 Wood interior drawer option (omit for standard drawers and L, L & L models):
WD = Wood interior drawers (+5%)

D	W	H	KW	KH	AO	Model	TFL Top TFL Chassis (LL)	HPL Top TFL Chassis (L)	HPL Top Wood Chassis (LW)	Wood Top Wood Chassis (W)
Pedestal on Right										
Softened or Reed Rim										
30"	60"	28¾"	43"	27½"	5¾"	53KE3060DRFB	\$1536	\$1720	\$2547	\$2547
30"	66"	28¾"	49"	27½"	5¾"	53KE3066DRFB	1548	1756	2599	2599
30"	72"	28¾"	55"	27½"	5¾"	53KE3072DRFB	1601	1769	2807	2907
36"	72"	28¾"	55"	27½"	5¾"	53KE3672DRFB	1648	1853	2813	2813
Knife Rim										
32"	60"	28¾"	43"	27½"	5¾"	53KE3260DRFB	—	—	\$2674	\$2674
32"	66"	28¾"	49"	27½"	5¾"	53KE3266DRFB	—	—	\$2733	\$2733
32"	72"	28¾"	55"	27½"	5¾"	53KE3272DRFB	—	—	2948	2948
38"	72"	28¾"	55"	27½"	5¾"	53KE3872DRFB	—	—	2958	2958
Pedestal on Left										
Softened or Reed Rim										
30"	60"	28¾"	43"	27½"	5¾"	53KE3060DLFB	\$1536	\$1720	\$2547	\$2547
30"	66"	28¾"	49"	27½"	5¾"	53KE3066DLFB	1548	1756	2599	2599
30"	72"	28¾"	55"	27½"	5¾"	53KE3072DLFB	1601	1769	2807	2807
36"	72"	28¾"	55"	27½"	5¾"	53KE3672DLFB	1648	1853	2813	2813
Knife Rim										
32"	60"	28¾"	43"	27½"	5¾"	53KE3260DLFB	—	—	\$2674	\$2674
32"	66"	28¾"	49"	27½"	5¾"	53KE3266DLFB	—	—	\$2733	\$2733
32"	72"	28¾"	55"	27½"	5¾"	53KE3272DLFB	—	—	2948	2948
38"	72"	28¾"	55"	27½"	5¾"	53KE3872DLFB	—	—	2958	2958

*Knife rim overhangs user side by 1¼"



Approach side



Approach side

IMPORTANT: 60"W models are for use as a standalone desk only; they cannot be used in an L or U configuration due to kneespace width.

66" and 72"W single-pedestal desks can be used in L or U configurations or as standalone units.

Center Drawers

▶ See page 5.124.

95

Freestanding Open Bookcases

36"W Straight Front

Pricing

GSA SIN 711-2

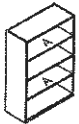
Statement of Line	See page 5.3
Planning	5.37
Pricing	5.118
Surface Materials	5.341



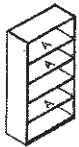
D	W	H	Number of Adjustable Shelves	Model	Laminate (L)	Wood (W)
Two Shelves						
15 ³ / ₁₆ "	35 ⁷ / ₈ "	27 ⁹ / ₁₆ "	1	53K3623BCOSSF	608	1133



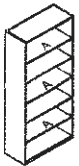
Three Shelves						
15 ³ / ₁₆ "	35 ⁷ / ₈ "	40"	1	53K3640BCOSSF	729	1400



Four Shelves						
15 ³ / ₁₆ "	35 ⁷ / ₈ "	53"	2	53K3653BCOSSF	870	1666



Five Shelves						
15 ³ / ₁₆ "	35 ⁷ / ₈ "	66 ⁷ / ₈ "	3	53K3667BCOSSF	1074	2002



Six Shelves						
15 ³ / ₁₆ "	35 ⁷ / ₈ "	79 ³ / ₁₆ "	3	53K3680BCOSSF	1171	2164
15 ³ / ₁₆ "	35 ⁷ / ₈ "	84"	3	53K3684BCOSSF	1279	2366

*84"H model ships with tip-resistance bracket ships with unit and attaches to wall

A = adjustable shelf; can be positioned up or down 1¹/₄".

Component tops for use with 16"D low storage may be used on straight-front freestanding open bookcases.

See page 5.243.

Standard Includes

- 3/4" thick shelves
- 1 1/8" shelf openings when shelves are in center position
- Finished inset top
- Unfinished back

How to Specify

- 1 Model
- 2 Material
L = Laminate
W = Wood
- 3 Finish price group (omit for L model)
STD = Group 1
STD2 = Group 2 (+20%)
- 4 Finish designator

MODULAR CASEWORKS | Alterna®

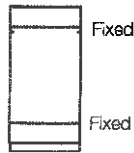
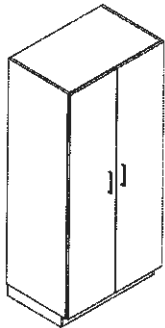
This price list is effective **January 16, 2019** and supersedes all previously released versions.
Prices listed herein are effective **February 4, 2019**.

	▶ See page		▶ See page
Introduction	22.2	Pricing	22.40
Statement of Line	22.3	Base Cabinets	22.40
Planning	22.12	Base Sink Cabinets	22.52
Storage Overview	22.12	Wall-Hanging Base Cabinets	22.57
Pull Options	22.16	Wall-Hanging Base Sink Cabinets	22.68
Lock Options	22.17	Wall-Mount Cubbies and Shelves	22.73
Height Reference	22.18	Worksurfaces Laminate	22.75
Drawer Dimensions	22.21	Worksurfaces Solid Surface	22.81
Cabinet Dimensions	22.22	Worksurfaces Brackets	22.92
Locker Dimensions	22.26	Upper Cabinets Flat Top	22.94
Worksurface Overview	22.28	Upper Cabinets Sloped Top	22.102
Media Cabinets, Benches and Divider Panels Overview	22.32	Storage Cabinets Flat Top	22.110
Wall Panels Overview	22.34	Storage Cabinets Sloped Top	22.120
LED Lighting Overview	22.35	Lockers Flat Top	22.128
Typical Configurations	22.36	Lockers Sloped Top	22.136
		Media Cabinets	22.144
		Benches	22.147
		Wall Panels Flat Top	22.149
		Wall Panels Sloped Top	22.157
		LED Lighting	22.162

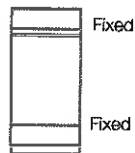
ALTERNA® STORAGE CABINETS | FLAT TOP | DOUBLE DOORS

GSA SIN 71-316

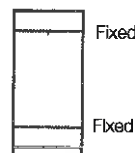
19"D and 24"D



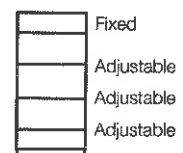
- With **CH** option:
- Two coat hooks
 - Fixed top shelf
 - Fixed bottom shelf



- With **CR** option (24"D models only):
- Side-to-side coat rod
 - Fixed top shelf
 - Fixed bottom shelf



- With **WR** option:
- Front-to-back wardrobe rail
 - Fixed top shelf
 - Fixed bottom shelf



- With **A3** option:
- Fixed top shelf
 - Three adjustable shelves

Dimensions			Shipping		Model	Price
D	W	H	Weight (lbs.)	Cubic Feet		
18¾"	30"	78"	189.50	30.74	65K193078CSH2LL	\$1848
18¾"	36"	78"	224.60	36.51	65K193678CSH2LL	\$2007
18¾"	30"	84"	203.00	33.05	65K193084CSH2LL	\$1963
18¾"	36"	84"	240.80	39.24	65K193684CSH2LL	\$2134
23¾"	30"	78"	236.30	38.15	65K243078CSH2LL	\$1983
23¾"	36"	78"	280.76	45.30	65K243678CSH2LL	\$2161
23¾"	30"	84"	253.40	41.01	65K243084CSH2LL	\$2242
23¾"	36"	84"	301.28	48.70	65K243684CSH2LL	\$2323

Standard Includes:

- Chassis: TFL
- Interior finished to match exterior
- Finished top, front and sides
- 120° concealed hinge
- 4" recessed toe kick
- Adjustable floor glides (1¼" adjustment)

Note: Cove molding is required to complete installation of cabinets. Source molding locally prior to installation.

IMPORTANT: Cabinet must be anchored to wall; hardware is not included.

Options:

- Locking
 - 270° pivot hinge
 - Shelf options (see above)
- ▶ See the Surface Materials section for finishes and materials.

How to Specify:

- Model
- Pull option:
 - ▶ See page 22.16 for designators.
- Lock option:
 - X** = Non-locking
 - KS** = Key specific; specify one lock core separately (+\$41)
 - KRB** = Key random; one black lock core (+\$69)
 - KRS** = Key random; one silver lock core (+\$69)
 - KYLS** = Keyless lock (+\$343)
- Hinge option:
 - STD** = Concealed hinge
 - PH** = Pivot hinge (+\$192)

Shelf option:

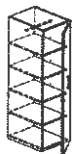
- CH** = Coat hooks (no upcharge)
 - CR** = Coat rod (+\$14; available on 24"D models only)
 - WR** = Wardrobe rail (+\$56)
 - A3** = Three adjustable shelves (+\$234)
- Door front TFL finish designator
 - Chassis TFL finish designator

24"D Vertical Storage

Single-Door Wardrobe/Shelf Cabinets

Pricing

GSA SIN 711-8



D	W	H	Model	Laminate (L)	Wood (W)
15"W					
Hinged Right (shown)					
23½"	14½ ¹ / ₁₆ "	41 ¹¹ / ₁₆ "	53K1542VWHR	\$1281	\$1990
23½"	14½ ¹ / ₁₆ "	48 ⁷ / ₈ "	53K1550VWHR	1349	2092
23½"	14½ ¹ / ₁₆ "	66 ⁷ / ₈ "	53K1567VWHR	1419	2206
23½"	14½ ¹ / ₁₆ "	79 ³ / ₁₆ "	53K1580VWHR	1495	2321
Hinged Left					
23½"	14½ ¹ / ₁₆ "	41 ¹¹ / ₁₆ "	53K1542VWHL	\$1281	\$1990
23½"	14½ ¹ / ₁₆ "	48 ⁷ / ₈ "	53K1550VWHL	1349	2092
23½"	14½ ¹ / ₁₆ "	66 ⁷ / ₈ "	53K1567VWHL	1419	2206
23½"	14½ ¹ / ₁₆ "	79 ³ / ₁₆ "	53K1580VWHL	1495	2321
18"W					
23½"	17 ¹⁵ / ₁₆ "	66 ⁷ / ₈ "	53K1867VWHR	\$1473	\$2778
23½"	17 ¹⁵ / ₁₆ "	79 ³ / ₁₆ "	53K1880VWHR	1620	3000
Hinged Left					
23½"	17 ¹⁵ / ₁₆ "	66 ⁷ / ₈ "	53K1867VWHL	\$1473	\$2778
23½"	17 ¹⁵ / ₁₆ "	79 ³ / ₁₆ "	53K1880VWHL	1620	3000

Standard Includes

- Door with adjustable hinges
- Shelves:
 - 42"H units: two adjustable/removable shelves and one fixed (bottom) shelf
 - 50"H units: two adjustable/removable shelves and two fixed shelves, including bottom shelf
 - 67"H models: three adjustable/removable shelves and two fixed shelves, including bottom shelf
 - 80"H models: four adjustable/removable shelves and two fixed shelves, including bottom shelf
- Removable coat rod
- Finished back on 42" and 50"H units; unfinished back on 67" and 80"H units
- Finished inset top

How to Specify

- Model
- Material:
 - L = Laminate
 - W = Wood
- Pull option:
 - See page 555 for designators.
- Lock option:
 - X = Non-locking
 - KS = Key specific (+\$41), specify 1 lock core separately
 - KRB = Key random, black lock core (+\$69)
 - KRS = Key random, silver lock core (+\$69)
- Wood finish price group (omit for L model):
 - STD = Group 1
 - STD2 = Group 2 (+20%)
- Wood finish designator (omit for L model)
- Front laminate designator (omit for W model)
- Chassis laminate designator (omit for W model)

Price List Effective Dates:

Pricing	02.04.19
Revision	01.16.19



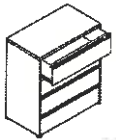
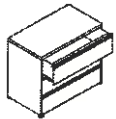
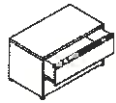
	▶ See page
Statement of Line	5.2
Planning	5.3
Overview	5.3
Product Information	5.4
Filing Capacities	5.5
Locking Information	5.6
Pricing	5.7
Lateral Files	5.7
Overfiles	5.9
Storage Cabinets	5.9
Accessories	5.10
Surface Materials	5.11
Paint	5.11

2-, 3-, and 4-High Lateral Files

Pricing

GSA SIN 711-3

Statement of Line	See page 5.2
Planning	5.3
Pricing	5.7
Surface Materials	5.11



D	W	H	Model	Price
2-High Lateral Files				
18"	30"	27 ¹ / ₄ "	FND18302	\$976
	36"		FND18362	1062
	42"		FND18422	1144
3-High Lateral Files				
18"	30"	39 ³ / ₁₆ "	FND18303	\$1142
	36"		FND18363	1297
	42"		FND18423	1408
4-High Lateral Files				
18"	30"	51 ¹ / ₈ "	FND18304	\$1386
	36"		FND18364	1561
	42"		FND18424	1761

Standard Includes

- 2, 3, or 4 drawers
- Lock black
- Two side-to-side file bar per drawer
- Floor glides, adjustable to 3/4"

How to Specify

- ① Model
- ② Pull option:
 - R** = Rail, textured black
 - E** = Extended, same paint as file
 - ARC462** = Arc, Cinder
 - ARC485** = Arc, Dark Chocolate
 - ARC501** = Arc, Platinum Metallic
 - ARC503** = Arc, Satin Nickel
 - ARC505** = Arc, Bronze Metallic
 - ARC514** = Arc, Carbon Metallic
- ③ Lock option:
 - KRB** = Key random
 - KSB** = Key specific (-\$27; specify lock core separately)
- ④ Finish price group:
 - STD** = Group 1
 - STDM** = Group M (+10%)
- ⑤ Finish designator

IMPORTANT: Counterweight kit, specified separately, is required for all freestanding lateral files.

► See page 5.10.

Front-to-Back File Bars

► See the Perks chapter in the *Kimball Desks & Accessories Price List*.

Laminate File Tops

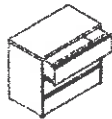
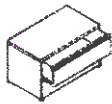
► See Footprint Worksurfaces & Support chapter in the *Kimball Surfaces & Storage Price List*.

2-, 3-, and 4-High Lateral Files

Pricing

GSA SIN 711-3

Statement of Line	See page 5.2
Planning	5.3
Pricing	5.7
Surface Materials	5.11



D	W	H	Model	Price
2-High Lateral Files				
18"	30"	27 1/4"	FND18302	\$976
	36"		FND18362	1062
	42"		FND18422	1144
3-High Lateral Files				
18"	30"	39 3/16"	FND18303	\$1142
	36"		FND18363	1297
	42"		FND18423	1408
4-High Lateral Files				
18"	30"	51 1/8"	FND18304	\$1386
	36"		FND18364	1561
	42"		FND18424	1761

Standard Includes

- 2, 3, or 4 drawers
- Lock: black
- Two side-to-side file bar per drawer
- Floor glides; adjustable to 3/4"

How to Specify

- 1 Model
- 2 Pull option:
 - R** = Rail, textured black
 - E** = Extended, same paint as file
 - ARC462** = Arc, Cinder
 - ARC485** = Arc, Dark Chocolate
 - ARC501** = Arc, Platinum Metallic
 - ARC503** = Arc, Satin Nickel
 - ARC505** = Arc, Bronze Metallic
 - ARC514** = Arc, Carbon Metallic
- 3 Lock option:
 - KRB** = Key random
 - KSB** = Key specific (-\$27; specify lock core separately)
- 4 Finish price group:
 - STD** = Group 1
 - STDM** = Group M (+10%)
- 5 Finish designator

IMPORTANT: Counterweight kit, specified separately, is required for all freestanding lateral files.

➤ See page 5.10.

Front-to-Back File Bars

➤ See the Perks chapter in the *Kimball Desks & Accessories Price List*.

Laminate File Tops

➤ See Footprint Worksurfaces & Support chapter in the *Kimball Surfaces & Storage Price List*.