



Purchasing Division
 2019 Washington Street East
 Post Office Box 50130
 Charleston, WV 25305-0130

State of West Virginia
 Request for Quotation
 04 - Audio/Video

Proc Folder: 184004

Doc Description: ADDENDUM #3 ONE TIME PURCHASE & COMPLETE INSTALL OF A CCTV

Proc Type: Central Purchase Order

Date Issued	Solicitation Closes	Solicitation No	Version
2016-08-30	2016-09-07 13:30:00	CRFQ 0506 WSH1700000001	4

BID CLERK
 DEPARTMENT OF ADMINISTRATION
 PURCHASING DIVISION
 2019 WASHINGTON ST E
 CHARLESTON WV 25305
 US

Vendor Name, Address and Telephone Number:

Pomeroy IT Solutions
 500 Westmoreland Office Park
 Dunbar, WV 25064
 304-746-4434

09/06/16 10:06:19
 WV Purchasing Division

FOR INFORMATION CONTACT THE BUYER

April Battle
 (304) 558-0067
 april.e.battle@wv.gov

Signature X

FEIN #

61-1352158

DATE

09-06-16

All offers subject to all terms and conditions contained in this solicitation

ADDENDUM #3 - TO EXTEND THE BID OPENING DATE FROM AUGUST 30, 2016, AT 1:30 PM EST TO SEPTEMBER 7, 2016, AT 1:30 PM EST.

NO OTHER CHANGES.

		SHIP TO	
PROCUREMENT OFFICER - 304-269-1210 HEALTH AND HUMAN RESOURCES WILLIAM R SHARPE JR HOSPITAL 936 SHARPE HOSPITAL RD WESTON WV26452 US		PROCUREMENT OFFICER - 304-269-1210 HEALTH AND HUMAN RESOURCES WILLIAM R SHARPE JR HOSPITAL 936 SHARPE HOSPITAL RD WESTON WV 26452 US	

Line	Comm Ln Desc	Qty	Unit Issue	Unit Price	Total Price
1	Forty-Three (43) Indoor Internet Protocol (IP) Cameras	43.00000	EA	\$157.00	#6,751.00

Comm Code	Manufacturer	Specification	Model #
46171610			DS-2CD252F-i

Extended Description :

Section 4.1.1 - Forty-Three (43) Indoor IP Cameras - minimum of 1 megapixel 1280x720

		SHIP TO	
PROCUREMENT OFFICER - 304-269-1210 HEALTH AND HUMAN RESOURCES WILLIAM R SHARPE JR HOSPITAL 936 SHARPE HOSPITAL RD WESTON WV26452 US		PROCUREMENT OFFICER - 304-269-1210 HEALTH AND HUMAN RESOURCES WILLIAM R SHARPE JR HOSPITAL 936 SHARPE HOSPITAL RD WESTON WV 26452 US	

Line	Comm Ln Desc	Qty	Unit Issue	Unit Price	Total Price
2	Ten (10) Outdoor IP Cameras	10.00000	EA	\$157.00	#1,570.00

Comm Code	Manufacturer	Specification	Model #
46171610			DS-2CD2132F-i

Extended Description :

Section 4.1.2 - Ten (10) Outdoor IP Cameras - minimum of 3 megapixels 1280x720

		SHIP TO	
PROCUREMENT OFFICER - 304-269-1210 HEALTH AND HUMAN RESOURCES WILLIAM R SHARPE JR HOSPITAL 936 SHARPE HOSPITAL RD WESTON WV26452 US		PROCUREMENT OFFICER - 304-269-1210 HEALTH AND HUMAN RESOURCES WILLIAM R SHARPE JR HOSPITAL 936 SHARPE HOSPITAL RD WESTON WV 26452 US	

Line	Comm Ln Desc	Qty	Unit Issue	Unit Price	Total Price
3	Two (2) Network Video Recorder(s) (NVRs)	2.00000	EA	\$8,345. ⁰⁰	#16,690. ⁰⁰

Comm Code	Manufacturer	Specification	Model #
46171610			DS-96128NI-F24/H-54

Extended Description :
Section - 4.1.3 Two (2) Network Video Recorder - include viewing software and able to accommodate the 129 cameras

		SHIP TO	
PROCUREMENT OFFICER - 304-269-1210 HEALTH AND HUMAN RESOURCES WILLIAM R SHARPE JR HOSPITAL 936 SHARPE HOSPITAL RD WESTON WV26452 US		PROCUREMENT OFFICER - 304-269-1210 HEALTH AND HUMAN RESOURCES WILLIAM R SHARPE JR HOSPITAL 936 SHARPE HOSPITAL RD WESTON WV 26452 US	

Line	Comm Ln Desc	Qty	Unit Issue	Unit Price	Total Price
4	Five (5) Network Switches	5.00000	EA	\$494. ⁰⁰	#2,470. ⁰⁰

Comm Code	Manufacturer	Specification	Model #
46171610			DGS-1210-28P

Extended Description :
Section 4.1.4 - Five (5) Network Switches - 24 port switch with Power over Ethernet, 1 gigabit (10/100/1000)

		SHIP TO	
PROCUREMENT OFFICER - 304-269-1210 HEALTH AND HUMAN RESOURCES WILLIAM R SHARPE JR HOSPITAL 936 SHARPE HOSPITAL RD WESTON WV26452 US		PROCUREMENT OFFICER - 304-269-1210 HEALTH AND HUMAN RESOURCES WILLIAM R SHARPE JR HOSPITAL 936 SHARPE HOSPITAL RD WESTON WV 26452 US	

Line	Comm Ln Desc	Qty	Unit Issue	Unit Price	Total Price
5	Networking	1.00000	EA	\$750. ⁰⁰	#750. ⁰⁰

Comm Code	Manufacturer	Specification	Model #
46171610			

Extended Description :

Section 4.1.5 - Miscellaneous installation materials and accessories needed to install, commission, and operate equipment

		SHIP TO	
PROCUREMENT OFFICER - 304-269-1210 HEALTH AND HUMAN RESOURCES WILLIAM R SHARPE JR HOSPITAL 936 SHARPE HOSPITAL RD WESTON WV26452 US		PROCUREMENT OFFICER - 304-269-1210 HEALTH AND HUMAN RESOURCES WILLIAM R SHARPE JR HOSPITAL 936 SHARPE HOSPITAL RD WESTON WV 26452 US	

Line	Comm Ln Desc	Qty	Unit Issue	Unit Price	Total Price
6	Labor	1.00000	EA	#23,984.00	#23,984.00

Comm Code	Manufacturer	Specification	Model #
46171610			

Extended Description :

Section 4.1.6 - Labor - Installation and labor to install and program CCTV system. Set up workstations and system to operate and function correctly

		SHIP TO	
PROCUREMENT OFFICER - 304-269-1210 HEALTH AND HUMAN RESOURCES WILLIAM R SHARPE JR HOSPITAL 936 SHARPE HOSPITAL RD WESTON WV26452 US		PROCUREMENT OFFICER - 304-269-1210 HEALTH AND HUMAN RESOURCES WILLIAM R SHARPE JR HOSPITAL 936 SHARPE HOSPITAL RD WESTON WV 26452 US	

Line	Comm Ln Desc	Qty	Unit Issue	Unit Price	Total Price
7	One (1) year materials and labor warranty	1.00000	EA	# 0 / # 0	# 0

Comm Code	Manufacturer	Specification	Model #
46171610			* Included

Extended Description :

Section 4.1.7 - One (1) year materials and labor warranty

SCHEDULE OF EVENTS

Line	Event	Event Date
1	Question Deadline 3:00 p.m.	2016-07-29


WSH1700000001	Document Phase Final	Document Description ADDENDUM #3 ONE TIME PURCHASE & COMPLETE INSTALL OF A CCTV	Page 5 of 5
---------------	--------------------------------	--	-----------------------

ADDITIONAL TERMS AND CONDITIONS

See attached document(s) for additional Terms and Conditions

Total: \$ 52,215.⁰⁰

DESIGNATED CONTACT: Vendor appoints the individual identified in this Section as the Contract Administrator and the initial point of contact for matters relating to this Contract.

 - Technology Solutions Executive
(Name, Title)

James Stewart - TSE
(Printed Name and Title)


500 Westmoreland Office Park Dunbar, WV 25064
(Address)

304-746-4434 800-650-1703
(Phone Number) / (Fax Number)

james.stewart@pomera.com
(email address)

CERTIFICATION AND SIGNATURE: By signing below, or submitting documentation through wvOASIS, I certify that I have reviewed this Solicitation in its entirety; that I understand the requirements, terms and conditions, and other information contained herein; that this bid, offer or proposal constitutes an offer to the State that cannot be unilaterally withdrawn; that the product or service proposed meets the mandatory requirements contained in the Solicitation for that product or service, unless otherwise stated herein; that the Vendor accepts the terms and conditions contained in the Solicitation, unless otherwise stated herein; that I am submitting this bid, offer or proposal for review and consideration; that I am authorized by the vendor to execute and submit this bid, offer, or proposal, or any documents related thereto on vendor's behalf; that I am authorized to bind the vendor in a contractual relationship; and that to the best of my knowledge, the vendor has properly registered with any State agency that may require registration.

Pomera IT Solutions
(Company)

 - TSE
(Authorized Signature) (Representative Name, Title)

James Stewart - TSE
(Printed Name and Title of Authorized Representative)

09-06-16
(Date)

304-746-4434 800-650-1703
(Phone Number) (Fax Number)

SOLICITATION NUMBER: CRFQ 0506 WSH1700000001

Addendum Number: 3

The purpose of this addendum is to modify the solicitation identified as (“Solicitation”) to reflect the change(s) identified and described below.

Applicable Addendum Category:

- | Modify bid opening date and time
- | Modify specifications of product or service being sought
- | Attachment of vendor questions and responses
- | Attachment of pre-bid sign-in sheet
- | Correction of error
- | Other

Description of Modification to Solicitation:

1) To extend the bid opening date from August 30, 2016, at 1:30 PM EST to September 7, 2016, at 1:30 PM EST.

No other changes.

Additional Documentation: Documentation related to this Addendum (if any) has been included herewith as Attachment A and is specifically incorporated herein by reference.

Terms and Conditions:

1. All provisions of the Solicitation and other addenda not modified herein shall remain in full force and effect.
2. Vendor should acknowledge receipt of all addenda issued for this Solicitation by completing an Addendum Acknowledgment, a copy of which is included herewith. Failure to acknowledge addenda may result in bid disqualification. The addendum acknowledgement should be submitted with the bid to expedite document processing.

ADDENDUM ACKNOWLEDGEMENT FORM
SOLICITATION NO.: WSH1700000001

Instructions: Please acknowledge receipt of all addenda issued with this solicitation by completing this addendum acknowledgment form. Check the box next to each addendum received and sign below. Failure to acknowledge addenda may result in bid disqualification.


Acknowledgment: I hereby acknowledge receipt of the following addenda and have made the necessary revisions to my proposal, plans and/or specification, etc.

Addendum Numbers Received:

(Check the box next to each addendum received)

- | | |
|--|--|
| <input checked="" type="checkbox"/> Addendum No. 1 | <input type="checkbox"/> Addendum No. 6 |
| <input checked="" type="checkbox"/> Addendum No. 2 | <input type="checkbox"/> Addendum No. 7 |
| <input checked="" type="checkbox"/> Addendum No. 3 | <input type="checkbox"/> Addendum No. 8 |
| <input type="checkbox"/> Addendum No. 4 | <input type="checkbox"/> Addendum No. 9 |
| <input type="checkbox"/> Addendum No. 5 | <input type="checkbox"/> Addendum No. 10 |

I understand that failure to confirm the receipt of addenda may be cause for rejection of this bid. I further understand that any verbal representation made or assumed to be made during any oral discussion held between Vendor's representatives and any state personnel is not binding. Only the information issued in writing and added to the specifications by an official addendum is binding.

Pomeroy IT Solutions
Company

Authorized Signature
09-06-16
Date

NOTE: This addendum acknowledgment should be submitted with the bid to expedite document processing.
Revised 6/8/2012

REQUEST FOR QUOTATION
Closed Circuit Television System Expansion

10.1.4. Failure to remedy deficient performance upon request.

10.2. The following remedies shall be available to Agency upon default.

10.2.1. Cancellation of the Contract.

10.2.2. Cancellation of one or more release orders issued under this Contract.

10.2.3. Any other remedies available in law or equity.

11. MISCELLANEOUS:

11.1. **Contract Manager:** During its performance of this Contract, Vendor must designate and maintain a primary contract manager responsible for overseeing Vendor's responsibilities under this Contract. The Contract manager must be available during normal business hours to address any customer service or other issues related to this Contract. Vendor should list its Contract manager and his or her contact information below.

Contract Manager: James Stewart
Telephone Number: (304) 746-4434
Fax Number: (500) 650-1703
Email Address: james.stewart@pomeroy.com

Exhibit A - Pricing Page - CRFQ WSH1700000001

Item Number	Quantity	Description	Unit Cost	Extended Cost
4.1.1	43	Indoor IP Cameras - minimum of 1 megapixel 1280x720	# 157.00	# 6,751.00
4.1.2	10	Outdoor IP Cameras - minimum of 3 megapixels 1280x720	# 157.00	# 1,570.00
4.1.3	2	Network Video Recorder - include viewing software and able to accommodate the 129 cameras	# 8,345.00	# 16,690.00
4.1.4	5	Network Switches - 24 port switch with Power over Ethernet, 1 gigabit (10/100/1000)	# 494.00	# 2,470.00
4.1.5	1	Miscellaneous installation materials and accessories needed to install, commission, and operate equipment	# 750.00	# 750.00
4.1.6	1	Labor - Installation and labor to install and program CCTV system. Set up workstations and system to operate and function correctly	# 23,984.00	# 23,984.00
4.1.7	1	One year warranty on all material and labor	# 0	# 0
TOTAL COST				# 52,215.00

Vendor Name: Pomeroy IT Solutions

Vendor Address: 500 Westmoreland Office Park
Dunbar, WV 25064

Vendor Phone/Fax Numbers: 304-746-4434 / 800-650-1703

Vendor Email: james.stewart@pomeroy.com

Vendor Authorized Representative: James Stewart
(Please Print)

Vendor Authorized Representative Signature: James Stewart



State of West Virginia
DRUG FREE WORKPLACE CONFORMANCE AFFIDAVIT
West Virginia Code §21-1D-5

STATE OF WEST VIRGINIA,

COUNTY OF _____, TO-WIT:

I, Becky Houston, after being first duly sworn, depose and state as follows:

1. I am an employee of Pomeroy; and,
(Company Name)
2. I do hereby attest that Pomeroy
(Company Name)

maintains a written plan for a drug-free workplace policy and that such plan and policy are in compliance with **West Virginia Code §21-1D**,

The above statements are sworn to under the penalty of perjury.

Printed Name: Becky Houston
 Signature: Becky Houston
 Title: Employee Relations Manager
 Company Name: Pomeroy
 Date: 8/11/16

Taken, subscribed and sworn to before me this 12th day of August, 2016
By Commission expires 11/27/16

(Seal) HEATHER R. SCRIST
 Notary Public - State at Large
 KENTUCKY - Notary ID # 478083
 My Commission Expires November 27, 2016

Heather R. Scrist
 (Notary Public)

THIS AFFIDAVIT MUST BE SUBMITTED WITH THE BID IN ORDER TO COMPLY WITH WV CODE PROVISIONS. FAILURE TO INCLUDE THE AFFIDAVIT WITH THE BID SHALL RESULT IN DISQUALIFICATION OF THE BID.

<u>Name</u>	<u>Initiated</u>	<u>Completed/Results</u>
Harold Callihan Harold.Callihan@pomeroy.com	X	Clear
Russel Hall II Russel.HallII@pomeroy.com	X	Clear
Joshua Budd Joshua.Budd@pomeroy.com	X	Clear
Luke Evans Luke.Evans@pomeroy.com	X	Clear
Russ Lavender Rusty.Lavender@pomeroy.com	X	Clear
Scott Houglund Scott.Houglund@pomeroy.com	X	Clear
Todd Bailey Todd.Bailey@pomeroy.com	X	Clear
TRACE Marlon Phillip Marion@pomeroy.com	X	Clear
Charles Guy Charles.Guy@pomeroy.com	X	Clear
Earl Carey Earl.Carey@pomeroy.com	X	Clear
Jason Songer Jason.Songer@pomeroy.com	X	Clear
Timothy Silman Timothy.Silman@pomeroy.com	X	Clear
Alex Volpenhein Alexander.Volpenhein@pomeroy.com	X	Clear
Chip Terry Gary.Terry@pomeroy.com	X	Clear
Billy Singer Billy.Singer@pomeroy.com	X	Clear
Justin Matney Justin.Matney@pomeroy.com	X	Clear
Marvin Carey earl.carey2@pomeroy.com	X	Clear
Andrew Patrick Andrew.Patrick@pomeroy.com	X	Clear
Dale Liles Dale.Liles@pomeroy.com	X	Clear
Jac Jensen Jac.Jensen@pomeroy.com	X	Clear
Jonathan Lacy Jonathon.Lacy@pomeroy.com	X	Clear
James Dickess James.Dickess@pomeroy.com	X	Clear
Larry Arthur Larry.Arthur@pomeroy.com	X	Clear
Gabriel Richmond Gabriel.Richmond@pomeroy.com	X	Clear
Ryan Lacy Joseph.Lacy@pomeroy.com	X	Clear

Concentra Medical Centers

Average Construction Employees : 25

Alcohol and Drug-Free Workplace			
CORPORATE POLICY	Origination Date: 2006	Revision Date: July 2011	Effective Date: April 2011

Purpose

The purpose of this policy is to maintain safe, healthy, and efficient working conditions for its employees and for protecting the safety and security of the Company's products, property, and facilities.

Scope

This policy outlines the safety threats and consequences of substance abuse.

Policy

Being under the influence of any drug or alcohol on the job may pose a serious safety and health risk not only to the user, but to all those who work with the user. The possession, use, or sale of an illegal drug or alcohol in the workplace also poses unacceptable risks for safe and efficient operations. Controlled substances include, but are not limited to, the following: Narcotics (heroin, morphine, etc.); Cannabis (marijuana, hashish); Stimulants (cocaine, amphetamines, etc.); Depressants (tranquillizers); and Hallucinogens (PCP, LSD, etc.).

With these basic objectives in mind Pomeroy has established the following policy with regard to the use, possession, and/or sale of alcohol or drugs.

On-the-Job Use, Possession or Sales of Alcohol or Drugs

Alcohol: Being under the influence of alcohol while performing Company business or while in a Company facility is prohibited. Consumption on Company property is prohibited except as permitted by management.

Legal Drugs (those prescribed by a licensed medical provider for the user or over the counter medications): For certain job positions, an employee's use of a legal drug can pose a significant risk to the safety of the employee or others. Employees who feel or have been informed that the use of such a drug may present a safety risk are to report such drug use to Human Resources by calling (800) 848-8727. A determination shall be made with regard to job-related consequences. Supervisors who are aware of such a situation are to instruct the employee to report to the Human Resources Department.

Illegal Drugs (those not prescribed for the user or obtained over the counter): The use, sale, purchase, transfer, possession, or being under the influence of an illegal drug by an employee while in a Company facility or while performing Company business is prohibited.

State of West Virginia
Purchasing Division

CERTIFIED DRUG-FREE WORKPLACE REPORT COVERSHEET

In accordance with *West Virginia Code* § 21-1D-7b, no less than once per year, or upon completion of the project, every contractor shall provide a certified report to the public authority which let the contract. That report must include each of the items identified below in the Required Report Content section.

Instructions: Vendor should complete this coversheet, attach it to the required report, and submit it to the appropriate location as follows: For contracts more than \$25,000, the report should be mailed to the West Virginia Purchasing Division at 2019 Washington Street East, Charleston, WV 25305. For contracts of \$25,000 or less, the vendor should mail the report to the public authority issuing the contract.

Contract Identification:

Contract Number: WSH1700000001

Contract Purpose: Purchase and install of CCTV system

Agency Requesting Work: WVDHHR - William R. Sharpe, Jr. Hospital

Required Report Content: The attached report must include each of the items listed below. The vendor should check each box as an indication that the required information has been included in the attached report.

- Information indicating the education and training service to the requirements of *West Virginia Code* § 21-1D-5 was provided;
- Name of the laboratory certified by the United States Department of Health and Human Services or its successor that performs the drug tests; Concentra Medical Centers
- Average number of employees in connection with the construction on the public improvement; 25
- Drug test results for the following categories including the number of positive tests and the number of negative tests: (A) Pre-employment and new hires; (B) Reasonable suspicion; (C) Post-accident; and (D) Random.

Vendor Contact Information:

Vendor Name: Pomeroy

Vendor Telephone: 859-657-2100

Vendor Address: 1020 Petersburg Road
Hebron, Kentucky 41048

Vendor Fax: 1-800-443-2703

Vendor E-Mail: Berkey, Houston @ Pomeroy



CERTIFICATE OF LIABILITY INSURANCE

DATE (MM/DD/YYYY)
8/9/2016

THIS CERTIFICATE IS ISSUED AS A MATTER OF INFORMATION ONLY AND CONFERS NO RIGHTS UPON THE CERTIFICATE HOLDER. THIS CERTIFICATE DOES NOT AFFIRMATIVELY OR NEGATIVELY AMEND, EXTEND OR ALTER THE COVERAGE AFFORDED BY THE POLICIES BELOW. THIS CERTIFICATE OF INSURANCE DOES NOT CONSTITUTE A CONTRACT BETWEEN THE ISSUING INSURER(S), AUTHORIZED REPRESENTATIVE OR PRODUCER, AND THE CERTIFICATE HOLDER.

IMPORTANT: If the certificate holder is an ADDITIONAL INSURED, the policy(ies) must be endorsed. If SUBROGATION IS WAIVED, subject to the terms and conditions of the policy, certain policies may require an endorsement. A statement on this certificate does not confer rights to the certificate holder in lieu of such endorsement(s).

PRODUCER The Hauser Group 8290 Northcreek Drive, Suite 200 Cincinnati OH 45238		CONTACT NAME: Michelle Davis PHONE (A/R No. Ext.): 513-745-9200 E-MAIL ADDRESS: mdavis@thehausergroup.com FAX (A/R No.): 513-745-9219	
INSURED POMER-1 Pomeroy IT Solutions Sales Company, Inc. 1020 Petersburg Road Hebron KY 41048		INSURERS AFFORDING COVERAGE	
		INSURER A: Great Northern Insurance Co.	NAIC #: 20303
		INSURER B: Federal Insurance Company	20281
		INSURER C: Columbia Casualty Company	31127
		INSURER D: Valley Forge Insurance Co.	20508
		INSURER E: Continental Insurance Co.	35289
		INSURER F:	

COVERAGES **CERTIFICATE NUMBER: 786951296** **REVISION NUMBER:**

THIS IS TO CERTIFY THAT THE POLICIES OF INSURANCE LISTED BELOW HAVE BEEN ISSUED TO THE INSURED NAMED ABOVE FOR THE POLICY PERIOD INDICATED. NOTWITHSTANDING ANY REQUIREMENT, TERM OR CONDITION OF ANY CONTRACT OR OTHER DOCUMENT WITH RESPECT TO WHICH THIS CERTIFICATE MAY BE ISSUED OR MAY PERTAIN, THE INSURANCE AFFORDED BY THE POLICIES DESCRIBED HEREIN IS SUBJECT TO ALL THE TERMS, EXCLUSIONS AND CONDITIONS OF SUCH POLICIES. LIMITS SHOWN MAY HAVE BEEN REDUCED BY PAID CLAIMS.

TYPE OF INSURANCE	ADD. INSRD	INSURD	POLICY NUMBER	POLICY EFF. (MM/DD/YYYY)	POLICY EXP. (MM/DD/YYYY)	LIMITS
A <input checked="" type="checkbox"/> COMMERCIAL GENERAL LIABILITY <input type="checkbox"/> CLAIMS-MADE <input checked="" type="checkbox"/> OCCUR GENL AGGREGATE LIMIT APPLIES PER: <input type="checkbox"/> POLICY <input checked="" type="checkbox"/> PRO-JECT <input type="checkbox"/> LOC OTHER:			36033892	1/18/2016	1/31/2017	EACH OCCURRENCE \$1,000,000 DAMAGE TO RENTED PREMISES (See occurrence) \$1,000,000 MED EXP (Any one person) \$10,000 PERSONAL & ADV INJURY \$1,000,000 GENERAL AGGREGATE \$2,000,000 PRODUCTS - COMPROP AGG \$2,000,000 Employee Benefits \$1,000,000
A AUTOMOBILE LIABILITY <input checked="" type="checkbox"/> ANY AUTO <input type="checkbox"/> ALL OWNED AUTOS <input type="checkbox"/> SCHEDULED AUTOS <input checked="" type="checkbox"/> HIRED AUTOS <input checked="" type="checkbox"/> NON-OWNED AUTOS			73581576	1/18/2016	1/31/2017	COVERED SINGLE LIMIT (See accident) \$1,000,000 BODILY INJURY (Per person) \$ BODILY INJURY (Per accident) \$ PROPERTY DAMAGE (Per accident) \$ \$
B <input checked="" type="checkbox"/> UMBRELLA LIAB <input checked="" type="checkbox"/> OCCUR <input type="checkbox"/> EXCESS LIAB <input type="checkbox"/> CLAIMS-MADE DED RETENTION \$			78894108	1/18/2016	1/31/2017	EACH OCCURRENCE \$25,000,000 AGGREGATE \$25,000,000 \$
D E D WORKERS COMPENSATION AND EMPLOYERS' LIABILITY ANY PROPRIETOR/PARTNER/EXECUTIVE OFFICEMEMBER EXCLUDED? (Mandatory in WA) If yes, describe under DESCRIPTION OF OPERATIONS below		Y/N	599732395 6023661619 6023661636	1/18/2016 1/18/2016 1/18/2016	1/31/2017 1/31/2017 1/31/2017	<input checked="" type="checkbox"/> PER STATUTE <input type="checkbox"/> OTHER EL EACH ACCIDENT \$1,000,000 EL DISEASE - EA EMPLOYEE \$1,000,000 EL DISEASE - POLICY LIMIT \$1,000,000
C Technology EAO			566690123	1/18/2016	1/31/2017	Limit Retention \$10,000,000 \$250,000

DESCRIPTION OF OPERATIONS / LOCATIONS / VEHICLES (ACORD 101, Additional Remarks Schedule, may be attached if more space is required)

CERTIFICATE HOLDER For Information Purposes Only	CANCELLATION SHOULD ANY OF THE ABOVE DESCRIBED POLICIES BE CANCELLED BEFORE THE EXPIRATION DATE THEREOF, NOTICE WILL BE DELIVERED IN ACCORDANCE WITH THE POLICY PROVISIONS.
	AUTHORIZED REPRESENTATIVE <i>J.M. Wmell</i>

Fill in

Agency CV DAH
REC.P. OF WSH/200/00001

BID BOND

KNOW ALL MEN BY THESE PRESENTS, That we, the undersigned, Pomeroy IT Solutions Sales Co., Inc.
of Hebron Kentucky, as Principal, and Fidelity & Deposit Company of Maryland
of Schaumburg Illinois, a corporation organized and existing under the laws of the State of Maryland
with its principal office in the City of Schaumburg, as Surety, are held and firmly bound unto the State
of West Virginia, as Obligor, in the penal sum of Five Percent of Bid (\$ 5% of bid) for the payment of which,
well and truly to be made, we jointly and severally bind ourselves, our heirs, administrators, executors, successors and assigns.

The Condition of the above obligation is such that whereas the Principal has submitted to the Purchasing Section of the
Department of Administration a certain bid or proposal, attached hereto and made a part hereof, to enter into a contract in writing for
Contract for the purchase and installation of a closed circuit Television System
for William R. Sharpe, Jr. Hospital and Transitional Living Facility

NOW THEREFORE,

- (a) If said bid shall be rejected, or
- (b) If said bid shall be accepted and the Principal shall enter into a contract in accordance with the bid or proposal
attached hereto and shall furnish any other bonds and insurance required by the bid or proposal, and shall in all other respects perform
the agreement created by the acceptance of said bid, then this obligation shall be null and void, otherwise this obligation shall remain in
full force and effect. It is expressly understood and agreed that the liability of the Surety for any and all claims hereunder shall, in no
event, exceed the penal amount of this obligation as herein stated.

The Surety, for the value received, hereby stipulates and agrees that the obligations of said Surety and its bond shall be in no
way impaired or affected by any extension of the time within which the Obligor may accept such bid, and said Surety does hereby
waive notice of any such extension.

WITNESS, the following signatures and seals of Principal and Surety, executed and sealed by a proper officer of Principal and
Surety, or by Principal individually if Principal is an individual, this 10th day of August, 20 16

Principal Seal

[Signature]
(Name of Principal)

By Kristin Nelson
(Must be President, Vice President, or
Duly Authorized Agent)

General Counsel
(Title) CAO

Surety Seal

Fidelity & Deposit Company of Maryland
(Name of Surety)

[Signature]
Joseph M. Worrall
Attorney-in-Fact

IMPORTANT - Surety executing bonds must be licensed in West Virginia to transact surety insurance, must affix its seal, and
must attach a power of attorney with its seal affixed.

**ZURICH AMERICAN INSURANCE COMPANY
COLONIAL AMERICAN CASUALTY AND SURETY COMPANY
FIDELITY AND DEPOSIT COMPANY OF MARYLAND
POWER OF ATTORNEY**

KNOW ALL MEN BY THESE PRESENTS: That the ZURICH AMERICAN INSURANCE COMPANY, a corporation of the State of New York, the COLONIAL AMERICAN CASUALTY AND SURETY COMPANY, a corporation of the State of Maryland, and the FIDELITY AND DEPOSIT COMPANY OF MARYLAND a corporation of the State of Maryland (herein collectively called the "Companies"), by THOMAS O. MCCLELLAN, Vice President, in pursuance of authority granted by Article V. Section 8. of the By-Laws of said Companies, which are set forth on the reverse side hereof and are hereby certified to be in full force and effect on the date hereof, do hereby nominate, constitute, and appoint Jennifer GERHARDT, Candice J. VOGEL, William E. CARLIN, Joseph WORRALL, Debra K. POLLINO and Julie E. CHRISMAN, all of Cincinnati, Ohio, EACH its true and lawful agent and Attorney-in-Fact, to make, execute, seal and deliver, for, and on its behalf as surety, and as its act and deed: any and all bonds and undertakings, and the execution of such bonds or undertakings in pursuance of these presents, shall be as binding upon said Companies, as fully and amply, to all intents and purposes, as if they had been duly executed and acknowledged by the regularly elected officers of the ZURICH AMERICAN INSURANCE COMPANY at its office in New York, New York., the regularly elected officers of the COLONIAL AMERICAN CASUALTY AND SURETY COMPANY at its office in Owings Mills, Maryland., and the regularly elected officers of the FIDELITY AND DEPOSIT COMPANY OF MARYLAND at its office in Owings Mills, Maryland., in their own proper persons.

The said Vice President does hereby certify that the extract set forth on the reverse side hereof is a true copy of Article V. Section 8, of the By-Laws of said Companies, and is now in force.

IN WITNESS WHEREOF, the said Vice-President has hereunto subscribed his/her names and affixed the Corporate Seals of the said ZURICH AMERICAN INSURANCE COMPANY, COLONIAL AMERICAN CASUALTY AND SURETY COMPANY, and FIDELITY AND DEPOSIT COMPANY OF MARYLAND, this 27th day of March, A.D. 2015.

ATTEST:

**ZURICH AMERICAN INSURANCE COMPANY
COLONIAL AMERICAN CASUALTY AND SURETY COMPANY
FIDELITY AND DEPOSIT COMPANY OF MARYLAND**



Eric D. Barnes

By:

*Secretary
Eric D. Barnes*

Thomas O. McClellan

*Vice President
Thomas O. McClellan*

State of Maryland
County of Baltimore

On this 27th day of March, A.D. 2015, before the subscriber, a Notary Public of the State of Maryland, duly commissioned and qualified, THOMAS O. MCCLELLAN, Vice President, and ERIC D. BARNES, Secretary, of the Companies, to me personally known to be the individuals and officers described in and who executed the preceding instrument, and acknowledged the execution of same, and being by me duly sworn, deposeth and saith, that he/she is the said officer of the Company aforesaid, and that the seals affixed to the preceding instrument are the Corporate Seals of said Companies, and that the said Corporate Seals and the signature as such officer were duly affixed and subscribed to the said instrument by the authority and direction of the said Corporations.

IN TESTIMONY WHEREOF, I have hereunto set my hand and affixed my Official Seal the day and year first above written.

Maria D. Adamski



*Maria D. Adamski, Notary Public
My Commission Expires: July 8, 2015*

EXTRACT FROM BY-LAWS OF THE COMPANIES

"Article V, Section 8, ~~Attorneys-in-Fact~~. The Chief Executive Officer, the President, or any Executive Vice President or Vice President may, by written instrument under the attested corporate seal, appoint attorneys-in-fact with authority to execute bonds, policies, recognizances, stipulations, undertakings, or other like instruments on behalf of the Company, and may authorize any officer or any such attorney-in-fact to affix the corporate seal thereto; and may with or without cause modify or revoke any such appointment or authority at any time."

CERTIFICATE

I, the undersigned, Vice President of the ZURICH AMERICAN INSURANCE COMPANY, the COLONIAL AMERICAN CASUALTY AND SURETY COMPANY, and the FIDELITY AND DEPOSIT COMPANY OF MARYLAND, do hereby certify that the foregoing Power of Attorney is still in full force and effect on the date of this certificate; and I do further certify that Article V, Section 8, of the By-Laws of the Companies is still in force.

This Power of Attorney and Certificate may be signed by facsimile under and by authority of the following resolution of the Board of Directors of the ZURICH AMERICAN INSURANCE COMPANY at a meeting duly called and held on the 15th day of December 1998.

RESOLVED: "That the signature of the President or a Vice President and the attesting signature of a Secretary or an Assistant Secretary and the Seal of the Company may be affixed by facsimile on any Power of Attorney...Any such Power or any certificate thereof bearing such facsimile signature and seal shall be valid and binding on the Company."

This Power of Attorney and Certificate may be signed by facsimile under and by authority of the following resolution of the Board of Directors of the COLONIAL AMERICAN CASUALTY AND SURETY COMPANY at a meeting duly called and held on the 5th day of May, 1994, and the following resolution of the Board of Directors of the FIDELITY AND DEPOSIT COMPANY OF MARYLAND at a meeting duly called and held on the 10th day of May, 1990.

RESOLVED: "That the facsimile or mechanically reproduced seal of the company and facsimile or mechanically reproduced signature of any Vice-President, Secretary, or Assistant Secretary of the Company, whether made heretofore or hereafter, wherever appearing upon a certified copy of any power of attorney issued by the Company, shall be valid and binding upon the Company with the same force and effect as though manually affixed.

IN TESTIMONY WHEREOF, I have hereunto subscribed my name and affixed the corporate seals of the said Companies,

this 10 day of August, 2014



Geoffrey Delisio

Geoffrey Delisio, Vice President

CONTRACTOR LICENSE

Authorized by the

West Virginia Contractor Licensing Board

Number:

WV034855

Classification:

SPECIALTY
LOW VOLTAGE SYSTEMS

POMEROY IT SOLUTIONS SALES COM INC
DBA POMEROY IT SOLUTIONS SALES COM INC
500 WESTMORELAND OFFICE PARK
DUNBAR, WV 25064

Date Issued

JUNE 07, 2016

Expiration Date

JUNE 07, 2017


Authorized Company Signature


Chair, West Virginia Contractor
Licensing Board

WEST VIRGINIA
CONTRACTOR
LICENSING
BOARD

This license, or a copy thereof, must be posted in a conspicuous place at every construction site where work is being performed. This license number must appear in all advertisements, on all bid submissions and on all fully executed and binding contracts. This license cannot be assigned or transferred by licensee. Issued under provisions of West Virginia Code, Chapter 21, Article 11.

STATE OF WEST VIRGINIA
Purchasing Division

PURCHASING AFFIDAVIT

MANDATE: Under W. Va. Code §5A-3-10a, no contract or renewal of any contract may be awarded by the state or any of its political subdivisions to any vendor or prospective vendor when the vendor or prospective vendor or a related party to the vendor or prospective vendor is a debtor and: (1) the debt owed is an amount greater than one thousand dollars in the aggregate; or (2) the debtor is in employer default.

EXCEPTION: The prohibition listed above does not apply where a vendor has contested any tax administered pursuant to chapter eleven of the W. Va. Code, workers' compensation premium, permit fee or environmental fee or assessment and the matter has not become final or where the vendor has entered into a payment plan or agreement and the vendor is not in default of any of the provisions of such plan or agreement.

DEFINITIONS:

"Debt" means any assessment, premium, penalty, fine, tax or other amount of money owed to the state or any of its political subdivisions because of a judgment, fine, permit violation, license assessment, defaulted workers' compensation premium, penalty or other assessment presently delinquent or due and required to be paid to the state or any of its political subdivisions, including any interest or additional penalties accrued thereon.

"Employer default" means having an outstanding balance or liability to the old fund or to the uninsured employers' fund or being in policy default, as defined in W. Va. Code § 23-2c-2, failure to maintain mandatory workers' compensation coverage, or failure to fully meet its obligations as a workers' compensation self-insured employer. An employer is not in employer default if it has entered into a repayment agreement with the Insurance Commissioner and remains in compliance with the obligations under the repayment agreement.

"Related party" means a party, whether an individual, corporation, partnership, association, limited liability company or any other form or business association or other entity whatsoever, related to any vendor by blood, marriage, ownership or contract through which the party has a relationship of ownership or other interest with the vendor so that the party will actually or by effect receive or control a portion of the benefit, profit or other consideration from performance of a vendor contract with the party receiving an amount that meets or exceed five percent of the total contract amount.

AFFIRMATION: By signing this form, the vendor's authorized signer affirms and acknowledges under penalty of law for false swearing (W. Va. Code §61-5-3) that neither vendor nor any related party owe a debt as defined above and that neither vendor nor any related party are in employer default as defined above, unless the debt or employer default is permitted under the exception above.

WITNESS THE FOLLOWING SIGNATURE:

Vendor's Name: Pomeroy IT Solutions

Authorized Signature: [Signature] Date: 09-06-16


State of West Virginia

County of Kanawha, to-wit:

Taken, subscribed, and sworn to before me this 6th day of September, 2016

My Commission expires October 26, 2020

AFFIX SEAL HERE



NOTARY PUBLIC

[Signature]

AGREEMENT ADDENDUM

In the event of conflict between this addendum and the agreement, this addendum shall control:

1. **DISPUTES** - Any references in the agreement to arbitration or to the jurisdiction of any court are hereby deleted. Disputes arising out of the agreement shall be presented to the West Virginia Court of Claims.
2. **HOLD HARMLESS** - Any provision requiring the Agency to indemnify or hold harmless any party is hereby deleted in its entirety.
3. **GOVERNING LAW** - The agreement shall be governed by the laws of the State of West Virginia. This provision replaces any references to any other State's governing law.
4. **TAXES** - Provisions in the agreement requiring the Agency to pay taxes are deleted. As a State entity, the Agency is exempt from Federal, State, and local taxes and will not pay taxes for any Vendor including individuals, nor will the Agency file any tax returns or reports on behalf of Vendor or any other party.
5. **PAYMENT** - Any references to prepayment are deleted. Payment will be in arrears.
6. **INTEREST** - Any provision for interest or charges on late payments is deleted. The Agency has no statutory authority to pay interest or late fees.
7. **NO WAIVER** - Any language in the agreement requiring the Agency to waive any rights, claims or defenses is hereby deleted.
8. **FISCAL YEAR FUNDING** - Service performed under the agreement may be continued in succeeding fiscal years for the term of the agreement, contingent upon funds being appropriated by the Legislature or otherwise being available for this service. In the event funds are not appropriated or otherwise available for this service, the agreement shall terminate without penalty on June 30. After that date, the agreement becomes of no effect and is null and void. However, the Agency agrees to use its best efforts to have the amounts contemplated under the agreement included in its budget. Non-appropriation or non-funding shall not be considered an event of default.
9. **STATUTE OF LIMITATION** - Any clauses limiting the time in which the Agency may bring suit against the Vendor, lessor, individual, or any other party are deleted.
10. **SIMILAR SERVICES** - Any provisions limiting the Agency's right to obtain similar services or equipment in the event of default or non-funding during the term of the agreement are hereby deleted.
11. **FEES OR COSTS** - The Agency recognizes an obligation to pay attorney's fees or costs only when assessed by a court of competent jurisdiction. Any other provision is invalid and considered null and void.
12. **ASSIGNMENT** - Notwithstanding any clause to the contrary, the Agency reserves the right to assign the agreement to another State of West Virginia agency, board or commission upon thirty (30) days written notice to the Vendor and Vendor shall obtain the written consent of Agency prior to assigning the agreement.
13. **LIMITATION OF LIABILITY** - The Agency, as a State entity, cannot agree to assume the potential liability of a Vendor. Accordingly, any provision limiting the Vendor's liability for direct damages to a certain dollar amount or to the amount of the agreement is hereby deleted. Limitations on special, incidental or consequential damages are acceptable. In addition, any limitation is null and void to the extent that it precludes any action for injury to persons or for damages to personal property.
14. **RIGHT TO TERMINATE** - Agency shall have the right to terminate the agreement upon thirty (30) days written notice to Vendor. Agency agrees to pay Vendor for services rendered or goods received prior to the effective date of termination.
15. **TERMINATION CHARGES** - Any provision requiring the Agency to pay a fixed amount or liquidated damages upon termination of the agreement is hereby deleted. The Agency may only agree to reimburse a Vendor for actual costs incurred or losses sustained during the current fiscal year due to wrongful termination by the Agency prior to the end of any current agreement term.
16. **RENEWAL** - Any reference to automatic renewal is deleted. The agreement may be renewed only upon mutual written agreement of the parties.
17. **INSURANCE** - Any provision requiring the Agency to purchase insurance for Vendor's property is deleted. The State of West Virginia is insured through the Board of Risk and Insurance Management, and will provide a certificate of property insurance upon request.
18. **RIGHT TO NOTICE** - Any provision for repossession of equipment without notice is hereby deleted. However, the Agency does recognize a right of repossession with notice.
19. **ACCELERATION** - Any reference to acceleration of payments in the event of default or non-funding is hereby deleted.
20. **CONFIDENTIALITY** - Any provision regarding confidentiality of the terms and conditions of the agreement is hereby deleted. State contracts are public records under the West Virginia Freedom of Information Act.
21. **AMENDMENTS** - All amendments, modifications, alterations or changes to the agreement shall be in writing and signed by both parties. No amendment, modification, alteration or change may be made to this addendum without the express written approval of the Purchasing Division and the Attorney General.

ACCEPTED BY:

STATE OF WEST VIRGINIA

Spending Unit: _____

Signed: _____

Title: _____

Date: _____

VENDOR

Company Name: Pomeroy IT Solutions

Signed: [Signature]

Title: Technology Solutions Executive

Date: 09-06-16



Product Highlights

Flexible Connectivity Options

- 8, 16, 24 or 48 10/100/1000BASE-T ports
- 2 or 4 Gigabit SFP ports
- PoE (802.3at) support on select models

Traffic Prioritization for Voice and Video


- Auto Surveillance VLAN (ASV) and Auto Voice VLAN ensure security and telephone systems have highest priority

IPv6 Support

- Fully IPv6 compatible and ready for enterprise deployment

Energy Efficient Technology

- IEEE 802.3az IEEE and D-Link Green 3.0 technology help reduce energy use and operating costs



DGS-1210 Series

Gigabit Web Smart Switches

Features

Security

- Access Control List
- D-Link Safeguard Engine®
- Port Security
- ARP Spoofing Prevention
- Smart IP-MAC-Port Binding
- DHCP Server Screening

Management

- Web GUI
- D-Link Network Assistant Utility
- Simplified CLI through Telnet
- SNMP and RMON
- IPv4/IPv6 Dual Stack

QoS

- Supports IEEE 802.1p Quality of Service
- Supports DSCP

Advanced Features

- Auto Surveillance VLAN
- Auto Voice VLAN
- Port or VLAN-based Loopback Detection
- Cable Diagnostics
- LLDP/LLDP-MED

Overview

The DGS-1210 Series is the latest generation of D-Link® Gigabit Web Smart Switches featuring D-Link Green 3.0 technology. The switches comply with the IEEE 802.3az Energy Efficient Ethernet standard. Support for IPv6 management and configuration features ensures your network remains protected after an upgrade from IPv4 to IPv6. By offering multiple management options, these switches allow quick deployment, infrastructure expansion, and seamless upgrades. Targeting small and medium sized businesses, the DGS-1210 Web Smart switches provide functionality, security, and manageability for a fraction of the standard cost of ownership.

The DGS-1210 Series switches support 8, 16, 24, or 48 10/100/1000BASE-T ports. In addition, each switch supports 2 or 4 Gigabit SFP ports for optical connections using multimode or singlemode SFP transceivers.

PoE Support

Several models in the DGS-1210 series family support Power-over-Ethernet capabilities, simplifying deployments with IP cameras, VoIP phones, wireless access points, and other powered devices. These models include the DGS-1210-10P, DGS-1210-28P and DGS-1210-52MP. Using the switch's management interface, an administrator can control various PoE functions, such as remotely rebooting cameras or access points, from anywhere on the network, including over the Internet. The switches also support time-based PoE – an option that allows administrators to set a time window that determines when each port's PoE power is turned on and off.



DGS-1210 Series Gigabit Web Smart Switches

Energy Saving

The DGS-1210 Series Switches are capable of conserving power without sacrificing operational performance or functionality by using D-Link Green 3.0 technology. Using the Energy Efficient Ethernet standard, the network will automatically decrease the power usage when traffic is low. For environments not fully supporting the standard, these switches offer advanced power-saving settings including port shutoff, LED shutoff, and system hibernation based on custom time profiles. The time profiles can also be applied to the PoE switches so that unnecessary power consumption can be saved during off hours.

Easy Management

The D-Link Web Smart Switch series is designed for easy management. All configuration can be performed through an intuitive browser-based Graphical User Interface regardless of the host PC's operating system. The DGS-1210 Series switches also support a D-Link Network Assistant Utility that enables administrators to remotely control their network down to the port level. This utility allows customers to easily discover multiple D-Link Web Smart Switches within the same L2 network segment. With this utility, users do not need to change the IP address of their PC. It also simplifies the initial setup by taking switches, within the same L2 network segment, that are connected to the user's PC, and displaying them on screen for instant access. This allows extensive switch configuration and basic setup of discovered devices, including password changes and firmware upgrades. In addition, the DGS-1210 Series supports D-View® 6.0 and Compact Command Line Interface (CLI) through Telnet. D-View 6.0 is a network management system that allows for the central management of critical network characteristics such as availability, reliability, resilience, and security.



Auto Surveillance VLAN and Voice VLAN

The D-Link Web Smart series automates the process of setting up IP surveillance and VoIP devices on a network. Auto Surveillance VLAN consolidates data and surveillance video transmission through the network, sparing businesses the expense of maintaining dedicated facilities. ASV also protects the quality of real-time video by grouping IP surveillance devices on a single high priority VLAN. This ensures that surveillance video streams will not be affected when ordinary data traffic is at a high level. Similarly, the Auto Voice VLAN guarantees clear quality and efficient transmission for all voice communication.

Extensive Layer 2 Features

Equipped with a complete lineup of L2 features, these switches include IGMP Snooping, Port Mirroring, Spanning Tree, and Link Aggregation Control Protocol (LACP). The IEEE 802.3x Flow Control function allows servers to directly connect to the switch for fast, reliable data transfer. At 2000 Mbps Full Duplex, the Gigabit ports provide high-speed data pipes to servers with minimum data transfer loss. Network maintenance features include Loopback Detection and Cable Diagnostics. Loopback Detection is used to detect loops created by a specific port and automatically shut down the affected port. The Cable Diagnostic feature designed primarily for administrators and customer service representatives, can rapidly discover the type of error and determine the cable quality.

Secure your Network

D-Link's innovative Safeguard Engine protects the switches against traffic flooding caused by virus attacks. The switches also support 802.1X port-based authentication, allowing the network clients to be authenticated through external RADIUS servers. In addition, the Access Control List (ACL) feature enhances network security and protects the network by screening traffic from illegal MAC or IP addresses. ARP Spoofing Prevention prevents malicious intruders from sending massive fake ARP messages through a manipulated source. This protects important data from being stolen by Man-in-the-Middle attacks, and prevents wasting CPU cycles on these packets. For added security, the DHCP Server Screening feature blocks rogue DHCP server packets from user ports to prevent unauthorized IP assignment.

Limited Lifetime Warranty

D-Link offers a Limited Lifetime Warranty on the DGS-1210 Series Web Smart switches to further its commitment to product quality and long-term customer confidence.



Technical Specifications	DGS-1210-10	DGS-1210-20	DGS-1210-28	DGS-1210-52
General				
Port Standards & Functions	<ul style="list-style-type: none"> • IEEE 802.3 10BASE-T Ethernet • IEEE 802.3u 100BASE-TX (Fast Ethernet) • IEEE 802.3ab 1000BASE-T (Gigabit Ethernet) • IEEE 802.3x Flow Control for Full-Duplex Mode • Auto-negotiation 			
Number of Ports	• 8 10/100/1000 Mbps • 2 SFP	• 16 10/100/1000 Mbps • 4 SFP	• 24 10/100/1000 Mbps • 4 SFP	• 48 10/100/1000 Mbps • 4 SFP
Network Cables	<ul style="list-style-type: none"> • UTP Cat. 5, Cat. 5e (100 m max.) • EIA/TIA-568 100-ohm STP (100 m max.) 			
Full/Half Duplex	<ul style="list-style-type: none"> • Full/half duplex for 10/100 Mbps speeds • Full duplex for Gigabit speed 			
Media Interface Exchange	Auto or configurable MDI/MDIX			
Performance				
Switching Capacity	20 Gbps	40 Gbps	56 Gbps	104 Gbps
Transmission Method	Store-and-forward			
MAC Address Table	16,000 entries per device			
MAC Address Update	<ul style="list-style-type: none"> • Up to 256 static MAC entries • Enable/disable auto-learning of MAC addresses 			
Maximum 64 bytes packet forwarding rate	14.88 Mpps	29.8 Mpps	41.7 Mpps	77.4 Mpps
Packet Buffer Memory	1.5 MB	1.5 MB	1.5 MB	3.0 MB
Physical & Environment				
AC Input	100 to 240 VAC 50/60 Hz Internal universal power supply			
Maximum Power Consumption	13.59 W	16.09 W	22.45 W	38.27 W
Standby Power Consumption	9.3 W/110V, 9.4 W/240 V	8.59 W/110V, 8.80 W/240 V	17.65 W/110V, 17.84 W/240 V	29.44 W/110V, 29.49 W/240 V
Fan Quantity	0	0	0	Two smart fans
Acoustics	0 dB(A)	0 dB(A)	0 dB(A)	Low speed: 39.8 dB(A) High speed: 49.2 dB(A)
Heat Dissipation	46.37 BTU/hr	54.91 BTU/hr	76.55 BTU/hr	130.58 BTU/hr
Operating Temperature	23 to 122 °F (-5 to 50 °C)			
Storage Temperature	-4 to 158 °F (-20 to 70 °C)			
Operating Humidity	0% to 95% non-condensing			
Storage Humidity	0% to 95% non-condensing			



Dimensions	<ul style="list-style-type: none"> • 11.02 x 4.96 x 1.73 inches (280 x 126 x 44 mm) • 19" standard rack mounting width, 1U height 	<ul style="list-style-type: none"> • 11.02 x 7.09 x 1.73 inches (280 x 180 x 44 mm) • 19" standard rack mounting width, 1U height 	<ul style="list-style-type: none"> • 17.32 x 5.51 x 1.73 Inches (440 x 140 x 44 mm) • 19" standard rack mounting width, 1U height 	<ul style="list-style-type: none"> • 17.32 x 8.27 x 1.73 inches (440 x 210 x 44 mm) • 19" standard rack mounting width, 1U height
Weight	3.39 lbs (1.54 kg)	2.82 lbs (1.28 kg)	3.68 lbs (1.67 kg)	5.69 lbs (2.58 kg)
Diagnostic LEDs	<ul style="list-style-type: none"> • Power (per device) • Link/Activity/Speed (per 10/100/1000 Mbps port) • Link/Activity/Speed (per SFP port) 	<ul style="list-style-type: none"> • Power (per device) • Link/Activity/Speed (per 10/100/1000 Mbps port) • Link/Activity/Speed (per SFP port) 	<ul style="list-style-type: none"> • Power (per device) • Link/Activity/Speed (per 10/100/1000 Mbps port) • Link/Activity/Speed (per SFP port) 	<ul style="list-style-type: none"> • Power (per device) • Link/Activity/Speed (per 10/100/1000 Mbps port) • Link/Activity/Speed (per SFP port) • Fan (per device)
MTBF	360,844 hours	317,412 hours	540,000 hours	481,624 hours
Certifications	<ul style="list-style-type: none"> • FCC Class A • CE Class A • ICES-003 • VCCI Class A • C-Tick • BSMI 			
Safety	<ul style="list-style-type: none"> • cUL • CE LVD 			



Technical Specifications	DGS-1210-10P	DGS-1210-28P	DGS-1210-52MP
General			
Port Standards & Functions	<ul style="list-style-type: none"> • IEEE 802.3 10BASE-T Ethernet • IEEE 802.3u 100BASE-TX (Fast Ethernet) • IEEE 802.3ab 1000BASE-T (Gigabit Ethernet) • IEEE 802.3x Flow Control for Full-Duplex Mode <ul style="list-style-type: none"> • IEEE 802.3af compliance • IEEE 802.3at compliance • Auto-negotiation 		
Number of Ports	• 8 10/100/1000 Mbps PoE • 2 SFP	• 24 10/100/1000 Mbps PoE • 4 SFP	• 48 10/100/1000 Mbps PoE • 4 SFP
Network Cables	<ul style="list-style-type: none"> • UTP Cat. 5, Cat. 5e, Cat 6 (100 m max.) • EIA/TIA-568 100-ohm STP (100 m max.) 		
Full/Half Duplex	<ul style="list-style-type: none"> • Full/half duplex for 10/100 Mbps speeds • Full duplex for Gigabit speed 		
Media Interface Exchange	Auto or configurable MDI/MDIX		
Performance			
Switching Capacity	40 Gbps	56 Gbps	104 Gbps
Transmission Method	Store-and-forward		
MAC Address Table	16,000 entries per device		
MAC Address Update	<ul style="list-style-type: none"> • Up to 256 static MAC entries • Enable/disable auto-learning of MAC addresses 		
Maximum 64 bytes packet forwarding rate	14.88 Mpps	41.7 Mpps	77.4 Mpps
Packet Buffer Memory	1.5 MB	1.5 MB	3.0 MB
PoE			
PoE Standard	IEEE 802.3af and IEEE 802.3at		
PoE Capable Ports	• Ports 1 to 8: Up to 30 W	• Ports 1 to 4: Up to 30 W • Ports 5 to 24: Up to 15.4 W	• Ports 1 to 8: Up to 30 W • Ports 9 to 48: Up to 15.4 W
PoE Power Budget	Max. 78 W	Max. 193 W	Max. 370 W



Physical & Environment			
AC Input	100 to 240 VAC 50/60Hz internal power supply		
Maximum Power Consumption	103.4 W (PoE on), 17.9 W (PoE off)	251.3 W (PoE on), 21.9 W (PoE off)	483.1 W (PoE on), 48.9 W (PoE off)
Standby Power Consumption	10.3 W/110 V, 11.1 W/240 V	24 W/110 V, 21.9 W/240 V	29.5 W/110 V, 27.5 W/240 V
Fan Quantity	0	Two smart fans	Three smart fans
Acoustics	0 dB(A)	Low speed: 47 dB(A) High speed: 52.4 dB(A)	Low speed: 40.4 dB(A) High speed: 50.1 dB(A)
Heat Dissipation	352.63 BTU/hr	840.89 BTU/hr	1648.23 BTU/hr
Operating Temperature	23 to 122 °F (-5 to 50 °C)		
Storage Temperature	-4 to 158 °F (-20 to 70 °C)		
Operating Humidity	0% to 95% non-condensing		
Storage Humidity	0% to 95% non-condensing		
Dimensions	<ul style="list-style-type: none"> • 11.02 x 7.08 x 1.73 inches (280 x 180 x 44 mm) • 19" standard rack mounting width, 1U height 	<ul style="list-style-type: none"> • 17.32 x 8.27 x 1.73 inches (440 x 210 x 44 mm) • 19" standard rack mounting width, 1U height 	<ul style="list-style-type: none"> • 17.32 x 16.9 x 1.73 inches (440 x 430 x 44 mm) • 19" standard rack mounting width, 1U height
Weight	3.1 lbs (1.41 kg)	5.60 lbs (2.54 kg)	12.74 lbs (5.78 kg)
Diagnostic LEDs	<ul style="list-style-type: none"> • Power (per device) • PoE Max (per Device) • Link/Activity/Speed (per 10/100/1000Base-T port) • Link/Activity/Speed (per SFP port) • Fan (per device) • Button to switch LED display mode between PoE and Link/Activity 		
MTBF	315,336 hours	239,236 hours	318,616 hours
Certifications	<ul style="list-style-type: none"> • FCC Class A • CE Class A • ICES-003 • VCCI Class A • C-Tick • BSMI 		
Safety	<ul style="list-style-type: none"> • cUL • CE LVD 		

Software Features		
L2 Features	<ul style="list-style-type: none"> • MAC Address Table <ul style="list-style-type: none"> • 16K entries • IGMP Snooping <ul style="list-style-type: none"> • IGMP v1/v2 Snooping • Supports 256 IGMP groups • Supports at least 64 static multicast addresses • IGMP per VLAN • Supports IGMP Snooping Querier • Loopback Detection • 802.3ad Link Aggregation: <ul style="list-style-type: none"> • DGS-1210 28/28P: Maximum of 14 groups/8 ports per group • DGS-1210 52/52MP: Maximum of 26 groups/8 ports per group • DGS-1210 -10/10P: Maximum of 5 groups/8 ports per group • LLDP • LLDP-MED • Jumbo Frame <ul style="list-style-type: none"> • Up to 9,216 bytes 	<ul style="list-style-type: none"> • Spanning Tree Protocol <ul style="list-style-type: none"> • 802.1D STP • 802.1w RSTP • Flow Control <ul style="list-style-type: none"> • 802.3x Flow Control • HOL Blocking Prevention • Port Mirroring <ul style="list-style-type: none"> • One-to-One • Many-to-One • Supports Mirroring for Tx/Rx/Both • Multicast Filtering <ul style="list-style-type: none"> • Forwards all unregistered groups • Filters all unregistered groups • Configurable MDI/MDIX <ul style="list-style-type: none"> • MLD snooping v1/v2 (256 groups)
VLAN	<ul style="list-style-type: none"> • 802.1Q • VLAN Group <ul style="list-style-type: none"> • Max. 256 static VLAN groups • Configurable VID from 1 - 4094 • Asymmetric VLAN 	<ul style="list-style-type: none"> • Auto Voice VLAN <ul style="list-style-type: none"> • Max. 10 user-defined OUI • Max. 8 default OUI • Auto Surveillance VLAN
QoS (Quality of Service)	<ul style="list-style-type: none"> • 802.1p Quality of Service • 8 queues per port • Queue Handling <ul style="list-style-type: none"> • Strict • Weighted Round Robin (WRR) • Bandwidth Control <ul style="list-style-type: none"> • Port-based (Ingress/Egress, min granularity 10/100/1000 is 64 Kbps) 	<ul style="list-style-type: none"> • QoS based on: <ul style="list-style-type: none"> • 802.1p Priority Queues • DSCP • ToS • IPv6 Traffic Class • TCP/UDP port
L3 Features	<ul style="list-style-type: none"> • IP interface <ul style="list-style-type: none"> • Supports 1 interface 	<ul style="list-style-type: none"> • IPv6 Neighbor Discovery (ND)
Access Control List (ACL)	<ul style="list-style-type: none"> • Max. 50 access list • Max. 768 rules shared by IPv4, MAC and IPv6 • Each rule can only be associated with a single port • ACL based on <ul style="list-style-type: none"> • 802.1p priority • VLAN • MAC address 	<ul style="list-style-type: none"> • Ether type • IP address • DSCP • Protocol type • TCP/UDP port number • IPv6 Traffic Class
Security	<ul style="list-style-type: none"> • Broadcast/Multicast/Unicast Storm Control • D-Link Safeguard Engine • DHCP Server Screening • IP-MAC-Port Binding (Smart Binding) <ul style="list-style-type: none"> • Supports 512 address binding entries • ARP Inspection <ul style="list-style-type: none"> • ARP + IP Inspection • Supports DHCP Snooping • 802.1X Port-based Access Control 	<ul style="list-style-type: none"> • ARP Spoofing Prevention <ul style="list-style-type: none"> • Max. 64 entries • Traffic Segmentation • SSH v2 • SSL <ul style="list-style-type: none"> • Supports v1/v2/v3 • Port Security <ul style="list-style-type: none"> • Supports up to 64 MAC addresses per port • Duplicate address detection
AAA	<ul style="list-style-type: none"> • 802.1X Authentication <ul style="list-style-type: none"> • Supports local/RADIUS database • Supports port-based access control • Supports EAP, OTP, TLS, TTLS, PEAP 	<ul style="list-style-type: none"> • IPv6 RADIUS Server • Support MD5 authentication

<p>MIB/RFC Standards</p>	<ul style="list-style-type: none"> • RFC 783 TFTP • RFC 951 BootP/DHCP Client • RFC 1157 SNMP v1, v2, v3 • RFC 1213 MIB II • RFC 1215 MIB Traps Convention • RFC 1350 TFTP • RFC 1493 Bridge MIB • RFC 1769 SNMP • RFC 1542 BootP/DHCP Client • RFC 1901 SNMP v1, v2, v3 • RFC 1907 SNMP v2 MIB • RFC 1908 SNMP v1, v2, v3 • RFC 2131 BootP/DHCP Client • RFC 2138 RADIUS Authentication • RFC 2139 RADIUS Authentication • RFC 2233 Interface Group MIB 	<ul style="list-style-type: none"> • RFC-2246 SSL • RFC 2475 • RFC 2570 SNMP v1, v2, v3 • RFC 2575 SNMP v1, v2, v3 • RFC 2598 CoS • RFC 2618 RADIUS Authentication • RFC 2819 RMON v1 • RFC 2865 RADIUS Authentication • RFC 3164 System Log • RFC 3195 System Log • RFC 3411-17 SNMP • D-Link Private MIB • LLDP MIB • Zone Defense MIB • 2233 Interface Group MIB
<p>OAM</p>	<ul style="list-style-type: none"> • Cable Diagnostics 	<ul style="list-style-type: none"> • Factory Reset
<p>Management</p>	<ul style="list-style-type: none"> • Web-based GUI • D-Link Network Assistant Utility • Compact CLI • Telnet Server • TFTP Client • Configurable MDI/MDIX • SNMP <ul style="list-style-type: none"> • Supports v1/v2c/v3 • SNMP Trap • Backup/Upgrade firmware • Smart Wizard • Upload/Download Configuration file 	<ul style="list-style-type: none"> • System Log <ul style="list-style-type: none"> • Max. 500 log entries • BootP/DHCP Client • SNMP • ICMP v6 • IPv4/v6 Dual Stack • DHCP Auto Configuration • Time Setting <ul style="list-style-type: none"> • SNMP • RMONv1 • Trusted Host
<p>D-Link Green 3.0 Technology</p>	<ul style="list-style-type: none"> • Power Saving by: <ul style="list-style-type: none"> • Link Status • Time-based PoE: PoE ports can be turned on/off by port or system through schedule 	<ul style="list-style-type: none"> • LED Shutoff • System Hibernation • Port Shutoff

DGS-1210-Series Web Smart Switch

Warranty Information	
Warranty	Limited Lifetime ¹
Ordering Information	
Part Number	Description
DGS-1210-10	10-Port Gigabit Web Smart Switch Including 2 Gigabit SFP ports
DGS-1210-10P	10-Port Gigabit Web Smart PoE+ Switch including 2 Gigabit SFP ports
DGS-1210-20	20-Port Gigabit Web Smart Switch including 4 Gigabit SFP ports
DGS-1210-28	28-Port Gigabit Web Smart Switch including 4 Gigabit SFP ports
DGS-1210-28P	28-Port Gigabit Web Smart PoE+ Switch including 4 Gigabit SFP ports
DGS-1210-52	52-Port Gigabit Web Smart Switch including 4 Gigabit SFP ports
DGS-1210-52MP	52-Port Gigabit Web Smart PoE+ Switch including 4 Gigabit SFP ports
Optional SFP Transceivers	
DGS-712	1000BASE-T Copper SFP Transceiver
DEM-310GT	1000BASE-LX Single-mode, SFP Transceiver up to 10 km
DEM-311GT	1000BASE-SX Multi-mode, SFP Transceiver up to 550 km
Optional Software	
DV-600S	D-View 6.0 Network Management System (Standard Edition)
DV-600P	D-View 6.0 Network Management System (Professional Edition)

¹Limited lifetime warranty available only in the U.S.A.

Last updated: 01/29/2015. Hardware REV C.

U.S.A. | 17595 Mt. Herrmann Street | Fountain Valley, CA 92708 | 800.326.1688 | dlink.com

©2015 D-Link Corporation/D-Link Systems, Inc. All rights reserved. D-Link and the D-Link logo are registered trademarks of D-Link Corporation or its subsidiaries in the United States and/or other countries. Other trademarks or registered trademarks are the property of their respective owners.

Visit www.dlink.com for more details.

D-Link[®]
Building Networks for People



Features:

- + Small Form-factor Pluggable (SFP)
- + IEEE 802.3u 100Base-FX Standard
- + 2km Multi-mode Fiber
- + Hot-Swappable
- + FDA, CDRH, TUV Laser Eye Safety Certified
- + 200Mbps Full Duplex Data Transfer Rate

100BASE-FX Multimode LC SFP Transceiver, Up to 2km

Overview

D-Link's DEM-211 100BASE-FX Multimode LC SFP Transceiver provides a high performance solution for serial optical data communication applications. The DEM-211 has a duplex LC connector and provides an IEEE 802.3u compliant link for up to 100Mbps in half duplex mode (200Mbps full-duplex mode) for fiber cable applications.

D-Link's highly integrated transceivers offer low jitter performance for extended optical link support

without degradation. The high performance DEM-211 enables reliable data transfer in short, intermediate, and long distances for building, factory, campus, and metropolitan networking applications. When two switches are connected together using a DEM-211 transceiver on both ends, link speeds of up to 155Mbps can be attained. The DEM-211 allows you to provide 100BASE-FX SFP fiber optic connectivity on Gigabit combo SFP ports for D-Link switches¹.

Technical Specifications

Product/Performance Specifications

Compatible with	DES-1228, DES-1228P, DES-3252P, DES-3228PA, DES-1252, DGS-3612G
Capacity	100Mbps half-duplex (200Mbps full-duplex)
Fiber Type	62.5/125um Multi-mode
Maximum Cable Distance	2km
Wave Length	1310nm

Network Protocols & Standards

IEEE	802.3u 100BASE-FX
Emissions	FCC Class B, CE, ICES-003, VCCI
Safety	FDA/CDRH, TUV, UL, RoHS

Physical & Environmental

Dimensions (L x W x H)	0.5in x 2.28in x 0.3in
Weight	0.03lbs
Temperature	Operating: 32°F to 158°F (0°C to 70°C) Storage: -40°F to 185°F (-40°C to 85°C)
Humidity	Operating: 10% to 90% Non-condensing Storage: 5% to 90% Non-condensing
Power Budget	13dB
Power Voltage	3.3V
Output Optical Power	Max.-14dBm, Min.-19dBm

Warranty

Warranty	2-Year Limited
----------	----------------

¹This transceiver connects with supported compatible switches including the DES-1228, DES-1228P, DES-3252P, DES-3228PA, DES-1252, and DGS-3612G. Please visit support.dlink.com for an updated list of compatible D-Link devices.

DS-2CD2132F-I(W)(S)



Key Features

- Up to 3 megapixel (2048 × 1536) resolution
- Standard video compression with high compression ratio, ROI (region of interest) encoding
- Progressive scan CMOS, capture motion video without Incised margin
- Support dual stream, and the sub-stream for mobile surveillance
- High-performance and long service life infrared LED, Approx. 10 to 30 meters IR range
- Two-way audio(-S)
- Audio I/O(-S)
- Support WI-FI(-W)
- IR cut filter with auto switch
- PoE (Power over Ethernet)
- Built-in Micro SD/SDHC/SDXC card slot, up to 128 GB
- Ingress Protection level: IP66
- Impact Protection: IEC60068-2-75 test, Eh, 20J; EN50102, up to IK10
- Other functions: rotate mode, alarm, mirror, reset button, etc
- Support intrusion detection and line crossing detection
- Support VCA, which is compatible with NVR for the second time of video searching and analysing

Specification

Model	DS-2CD2132F-I(W)(S)
Parameter	3 Megapixel CMOS Vandal-proof Network Dome Camera
Camera	
Image Sensor	1/3" Progressive Scan CMOS
Min. Illumination	0.07Lux @ (F1.2, AGC ON) ,0 Lux with IR 0.19 Lux @ (F2.0, AGC ON) ,0 Lux with IR
Shutter Speed	1/3 s to 1/100,000 s
Lens	4mm@ F2.0 (2.8mm, 6mm optional)
	Angle of view: 98.5°(2.8mm), 79°(4mm) , 49°(6mm)

Lens Mount	M12
Day & Night	IR cut filter with auto switch
Digital Noise Reduction	3D DNR
Wide Dynamic Range	Digital WDR
Angle Adjustment	Pan:0° - 355°, Tilt: 0° - 75°, Rotation: 0-355°
Compression Standard	
Video Compression	H.264/ MJPEG
H.264 Type	Main Profile
Video Bit Rate	32 Kbps – 12 Mbps
Dual Stream	Yes
Audio Compression(-S)	G.711/G.722.1/G.726/MP2L2
Audio Bit Rate(-S)	64Kbps(G.711) /16Kbps(G.722.1)/16Kbps(G.726) /32-128Kbps(MP2L2)
Image	
Max. Resolution	2048 × 1536
Frame Rate	50Hz: 20fps(2048 × 1536), 25fps(1920 × 1080), 25fps (1280 × 720) 60Hz: 20fps(2048 × 1536), 30fps(1920 × 1080), 30fps (1280 × 720)
Image Settings	Rotate mode, Saturation, Brightness, Contrast adjustable by client software or web browser
Backlight compensation	Yes, zone optional
ROI	Support
Network	
Network Storage	Local storage: Built-in Micro SD/SDHC/SDXC card slot, up to 128 GB. NAS (Support NFS,SMB/CIFS)
Alarm Trigger	Intrusion detection, Line crossing detection, Motion detection, Dynamic Analysis, Tampering alarm, Network disconnect, IP address conflict, Storage full, Storage error
Protocols	TCP/IP,ICMP,HTTP,HTTPS,FTP,DHCP,DNS,DDNS,RTP,RTSP,RTCP, PPPoE,NTP,UPnP,SMTP,SNMP,IGMP,802.1X,QoS,IPv6,Bonjour
Security	User Authentication, Watermark
Standard	ONVIF, PSIA, CGI, ISAPI
Interface	
Communication Interface	1 RJ45 10M/100M Ethernet interface
Alarm interface	-S: 1 alarm I/O
Audio interface	-S: 1 audio I/O
Wi-Fi Specification (Only for the products with Wi-Fi module built-in)	
Wireless Standards	IEEE802.11b, 802.11g, 802.11n
Frequency Range	2.4 GHz ~ 2.4835 GHz

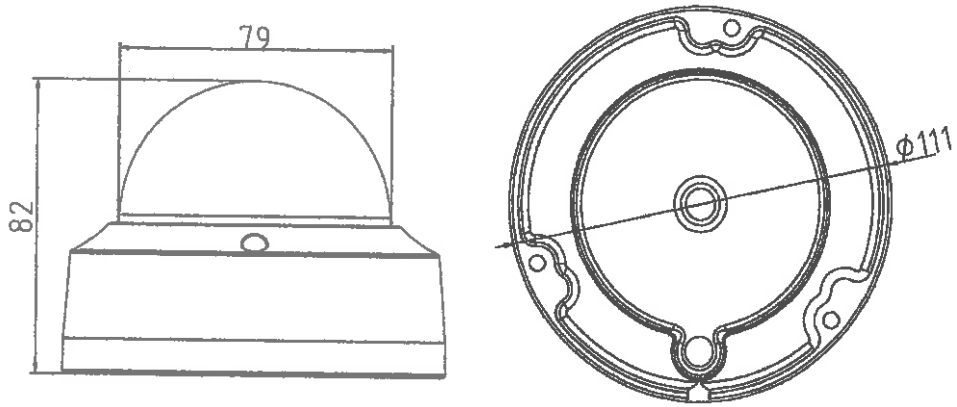
Channel Bandwidth	20/40MHz Support
Protocols	802.11b: CCK, QPSK, BPSK 802.11g/n: OFDM
Security	64/128-bit WEP, WPA/WPA2, WPA-PSK/WPA2-PSK, WPS
Transmit Output Power	11b: 17±1.5dBm @ 11Mbps 11g: 14±1.5dBm @ 54Mbps 11n: 12.5±1.5dBm
Receive Sensitivity	11b: -90dBm @ 11Mbps (Typical) 11g: -75dBm @ 54Mbps (Typical) 11n: -74dBm (Typical)
Transfer Rates	11b: 11Mbps 11g: 54Mbps 11n: up to 150Mbps
Wireless Range	50m(depend on environment)
Wireless Standards	IEEE802.11b, 802.11g, 802.11n
General	
Operating Conditions	-30 °C – 60 °C (-22 °F – 140 °F) Humidity 95% or less (non-condensing)
Power Supply	12 V DC ± 10% PoE (802.3af)
Power Consumption	Max. 5W
Ingress Protection level	IP66
IR Range	30 meters
Impact Protection	IEC60068-2-75Eh, 20J; EN50102, up to IK10
Dimensions	Φ111 × 82 (4.4" × 3.2")
Weight	500g (1.1 lb)

* "-W" series support Wi-Fi (802.11b/g/n) and the modules with Wi-Fi function don't support the 802.1X protocol.

Order Models

DS-2CD2132F-I, DS-2CD2132F-IW, DS-2CD2132F-IS, DS-2CD2132F-IWS

Dimensions



Accessories



Inclined ceiling mount
DS-1259ZJ



Wall mount
DS-1272ZJ-110

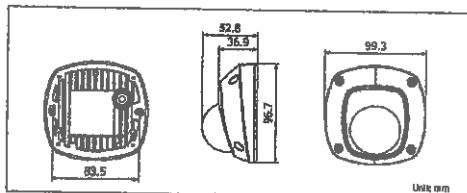
DS-2CD2512F-I (S)(1.3MP)/DS-2CD2532F-I (S)(3MP) IR Mini Dome Network Camera



Key features

- 1.3MP / 3MP high resolution
- HD real-time video
- -I: IR LEDs (up to 10m)
- DWDR & 3D DNR & BLC
- Onboard storage (up to 64GB)
- -S: Audio/Alarm I/O
- IP66 protection

Dimensions



Accessories



DS-1272Z-L120
Indoor/Outdoor wall mount

Available models

DS-2CD2512F-I, DS-2CD2512F-IS
DS-2CD2532F-I, DS-2CD2532F-IS

* -S: Audio/Alarm I/O

	DS-2CD2512F-I(S)	DS-2CD2532F-I(S)
Camera		
Image sensor	1/3" progressive scan CMOS	
Min. illumination	0.01 lux @ F1.2, AGC ON, 0 lux with IR	0.07 lux @ F1.2, AGC ON, 0 lux with IR
Shutter time	1/25s ~ 1/100,000s	
	4mm @ F2.0 (2.8mm, 6mm optional)	4mm @ F2.0 (2.8mm, 6mm optional)
Lens	Angle of view: 92.5°(2.8mm), 73.1°(4mm), 45°(6mm)	2048 × 1536: Angle of view: 86°(4mm), 70°(4mm), 43.3°(6mm) 1920 × 1080: Angle of view: 98.5°(4mm), 79°(4mm), 49°(6mm)
Lens mount	M12	
Day & night	-I: IR cut filter with auto switch	
Adjustment angle	Pan: -30°~30°, Tilt: 0~75°, Rotation: 0~360°	
Digital noise reduction	3D DNR	
Wide dynamic range	Digital WDR	
Backlight compensation	Yes, zone configurable	
Compression Standard		
Video compression	H.264 / MJPEG	
H.264 codec profile	Main profile	
Bit rate	32 Kbps ~ 16 Mbps	
Audio compression(-s)	G.711/G.726/MP2L2	
Audio bit rate(-s)	64Kbps(G.711) / 16Kbps(G.726) / 32-128Kbps(MP2L2)	
Image		
Max. Image Resolution	1280 × 960	2048 × 1536
Frame rate	50 Hz: 25 fps (1280 × 960), 25 fps (1280 × 720), 25 fps (704 × 576), 25 fps (640 × 480) 60 Hz: 30 fps (1280 × 960), 30 fps (1280 × 720), 30 fps (704 × 576), 30 fps (640 × 480)	50Hz: 20fps (2048 × 1536), 25fps (1920 × 1080), 25fps (1280 × 720) 60Hz: 20fps (2048 × 1536), 30fps (1920 × 1080), 30fps (1280 × 720)
Image settings	Rotate mode, Saturation, brightness, contrast, sharpness adjustable through client software or web browser	
ROI	Yes, up to 4 configurable areas	
Network		
Network storage	Local storage: Built-in Micro SD/SDHC/SDXC card slot, up to 64 GB. NAS	
Alarm trigger	Motion detection, tampering alarm, network disconnect, IP address conflict, storage exception, storage error	
Protocols	TCP/IP, ICMP, HTTP, HTTPS, FTP, DHCP, DNS, DDNS, RTP, RTSP, RTCP, PPPoE, NTP, UPnP, SMTP, SNMP, IGMP, 802.1X, CoS, IPv6, Bonjour	
System compatibility	ONVIF, PSIA, CGI, ISAPI	
General functionalities	Flickerless, dual stream, heartbeat, mirror, user authentication, video mask, watermark	
Interface		
Communication interface	1 RJ45 10M / 100M ethernet port	
On-board storage	Built-in Micro SD/SDHC/SDXC card slot, up to 64 GB	
Alarm interface	-S: 1/1 alarm I/O	
General		
Operating conditions	-30 °C ~ 60 °C (-22°F ~ 140 °F) Humidity 95% or less (non-condensing)	
Power supply	12 VDC ± 10% , PoE (802.3af)	
Power consumption	Max. 5W	
Protect level	IP66	
Impact Protection	IEC60068-275Eh, 50J; EN50102, up to IK08	
IR range	-I: 10 meters	
Dimensions (mm)	99.3×99.7×52.8mm	
Weight	600 g (1.32 lbs)	

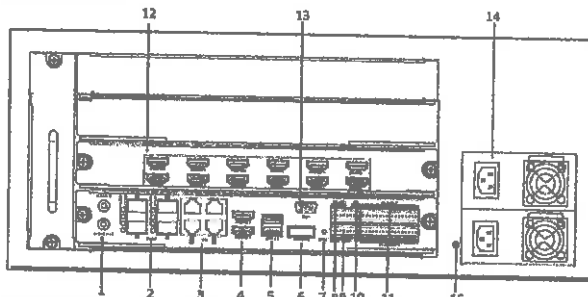
DS-96000NI-F24/H Series Network Video Recorder (NVR)



Key Features

- Connect Up to 128/256 IP Cameras, Linux OS
- Up to 8 Megapixels Resolution
- Simultaneous HDMI1/VGA Output
- Video Outputs up to 1920 x 1080 Resolution
- Up to 44 Channels at 1080p Resolution
- 12 HDMI Outputs for Video Wall
- Up to 24 SATA Hard Disks
- Redundant Power Supply
- ANR Technology
- HDD Hot Swap with RAID 0, RAID 1, RAID 5, RAID 10
- Configurable To N+1 Hot Spare System
- 4 Self-Adaptive 10M/100M/1000M Network and 4 1000M Optical Fiber Interfaces
- Smart Search and Playback
- HDD Quota and Group Modes

Landmarks



Index	Name
1	RCA connector for audio output and output
2	4 Fiber Optic Interfaces
3	4 LAN network interfaces
4	2 HDMI video output connectors
5	USB 3.0 Interfaces
6	miniSAS Interface (optional)
7	Reset the device.
8	RS-485 Interface
9	RS-232 Interface
10	Controller Port
11	ALARM IN and ALARM OUT
12	HDMI Output Extension Board
13	VGA Interface
14	100 to 240 VAC Power Input (Dual Power Supplies)
15	GND

Order Models

DS-96128NI-F24/H
DS-96256NI-F24/H

	DS-96128NI-F24/H	DS-96256NI-F24/H
Video/Audio Input		
IP Video Input	128-ch Up to 8 MP resolution	256-ch
Two-Way Audio	1-ch, RCA (2.0 Vp-p, 1 k Ω)	
Network		
Incoming Bandwidth	400 Mbps	640 Mbps, or 400 Mbps (when RAID is enabled)
Outgoing Bandwidth	400 Mbps	400 Mbps
Remote Connection	256	
Video/Audio Output		
Recording Resolution	8 MP/6 MP/5 MP/3 MP/1080p/UXGA/720p/VGA/4CIF/DCIF/2CIF/CIF/QCIF	
HDMI1/VGA Output Resolution	1-ch, 1920 × 1080p, 1600 × 1200, 1280 × 1024, 1280 × 720, 1024 × 768	
HDMI2 Output	1-ch, 1920 × 1080p, 1600 × 1200, 1280 × 1024, 1280 × 720, 1024 × 768	
HDMI Outputs (On HDMI Output Extension Board)	12-ch, 1920 × 1080p, 1600 × 1200, 1280 × 1024, 1280 × 720, 1024 × 768	
LCD Screen	Yes	
Audio Output	1-ch, RCA (2.0 Vp-p, 1 K Ω)	
Decoding		
Live View/Playback Resolution	8 MP/6 MP/5 MP/3MP/1080p/UXGA/720P/VGA/4CIF/DCIF/2CIF/CIF/QCIF	
Synchronous Playback	16-ch	
Capability	44-ch @ 1080p	
Hard Disk		
SATA	24 SATA Interfaces for 24 HDDs	
MiniSAS (Optional)	1 miniSAS interface	
Capacity	Up to 6 TB capacity for each HDD	
Disk Array		
Array Type	RAID 0, RAID 1, RAID 5, RAID 10	
Number of Arrays	24	
External Interface		
Network Interface	4, RJ-45 10/100/1000 Mbps self-adaptive Ethernet interface	
Optic Fiber Interface	4, 1000 Mbps optic fiber interface	
Serial Interface	RS-232; RS-485; keyboard	
USB Interface	Front panel: 1 × USB 2.0; rear panel: 2 × USB 3.0	
Alarm In/Out	16/8	
General		
Power Supply	100 to 240 VAC, 50 to 60 Hz	
Max. Power Consumption	600 W	
Consumption (w/o Hard Disk)	≤ 100 W	
Working Temperature	-10° C to +55° C (14° F to 131° F)	
Working Humidity	10% to 90%	
Chassis	19-inch rack-mounted 4U chassis	
Dimensions (W × D × H)	447 mm × 528 mm × 172 mm (17.6" × 20.8" × 6.8")	
Weight (w/o Hard Disk)	≤ 28.1 kg (61.9 lbs)	

NOTE: To calculate the incoming bandwidth and the connected IP cameras:

$$A = B/(C+D)$$

A = Number of IP cameras that can be connected
B = Incoming bandwidth
C = Connected IP cameras' main stream bitrate value
D = Connected IP cameras' sub-stream bitrate value

EXAMPLE: DS-96128NI-F24 NVR incoming bandwidth is 400 Mbps. The IP camera to connect has a resolution of 720p (1280 x 720)/25 (30) fps. Bitrates for the IP cameras' main stream and sub-stream are set at 4 Mbps and 1 Mbps respectively. In this example, B = 400 Mbps, C = 4 Mbps, D = 1 Mbps, and A = B/(C+D) = 400/(4+1) = 80. So, the number of IP cameras that can be connected is 80.