



The following documentation is an electronically-submitted vendor response to an advertised solicitation from the *West Virginia Purchasing Bulletin* within the Vendor Self-Service portal at ***wvOASIS.gov***. As part of the State of West Virginia's procurement process, and to maintain the transparency of the bid-opening process, this documentation submitted online is publicly posted by the West Virginia Purchasing Division at ***WVPurchasing.gov*** with any other vendor responses to this solicitation submitted to the Purchasing Division in hard copy format.

Header 3

List View

General Information

Contact

Default Values

Discount

Document Information

Procurement Folder: 323024

SO Doc Code: CRFQ

Procurement Type: Central Purchase Order

SO Dept: 0310

Vendor ID: VS0000006278

SO Doc ID: DNR1700000057

Legal Name: Payne Industrial & Farm Equipment Inc

Published Date: 6/1/17

Alias/DBA:

Close Date: 6/8/17

Total Bid: \$49,400.00

Close Time: 13:30

Response Date: 06/02/2017

Status: Closed

Response Time: 9:25

Solicitation Description: Addendum No.01 - Pipestem - Heavy Equipment

Total of Header Attachments: 3

Total of All Attachments: 3



Purchasing Division  
2019 Washington Street East  
Post Office Box 50130  
Charleston, WV 25305-0130

State of West Virginia  
Solicitation Response

Proc Folder : 323024

Solicitation Description : Addendum No.01 - Pipestem - Heavy Equipment

Proc Type : Central Purchase Order

Date issued	Solicitation Closes	Solicitation Response	Version
	2017-06-08 13:30:00	SR 0310 ESR06021700000006008	1

**VENDOR**

VS0000008278

Payne Industrial & Farm Equipment Inc

Solicitation Number: CRFQ 0310 DNR17000000057

Total Bid : \$49,400.00

Response Date: 2017-06-02

Response Time: 09:25:03

Comments:

**FOR INFORMATION CONTACT THE BUYER**

Brittany E Ingraham

(304) 558-2157

brittany.e.ingraham@wv.gov

Signature on File

FEIN #

DATE

All offers subject to all terms and conditions contained in this solicitation

Line	Comm Ln Desc	Qty	Unit Issue	Unit Price	Ln Total Or Contract Amount
1	Skid Steer Loader	1.00000	EA	\$49,400.000000	\$49,400.00

Comm Code	Manufacturer	Specification	Model #
22101529			

Extended Description :	Skid Steer Loader
------------------------	-------------------

**Comments:** S850 T4 Bobcat SEE Attached Specs, Price Page, Lit.

Line	Comm Ln Desc	Qty	Unit Issue	Unit Price	Ln Total Or Contract Amount
2	Backhoe Loader	1.00000	EA		

Comm Code	Manufacturer	Specification	Model #
22101509			

Extended Description :	Backhoe Loader
------------------------	----------------

**Comments:** NO BID

Line	Comm Ln Desc	Qty	Unit Issue	Unit Price	Ln Total Or Contract Amount
3	Deckover Split Tilt Trailer	1.00000	EA		

Comm Code	Manufacturer	Specification	Model #
25181702			

Extended Description :	Heavy Duty Deckover Split Tilt Trailer
------------------------	--

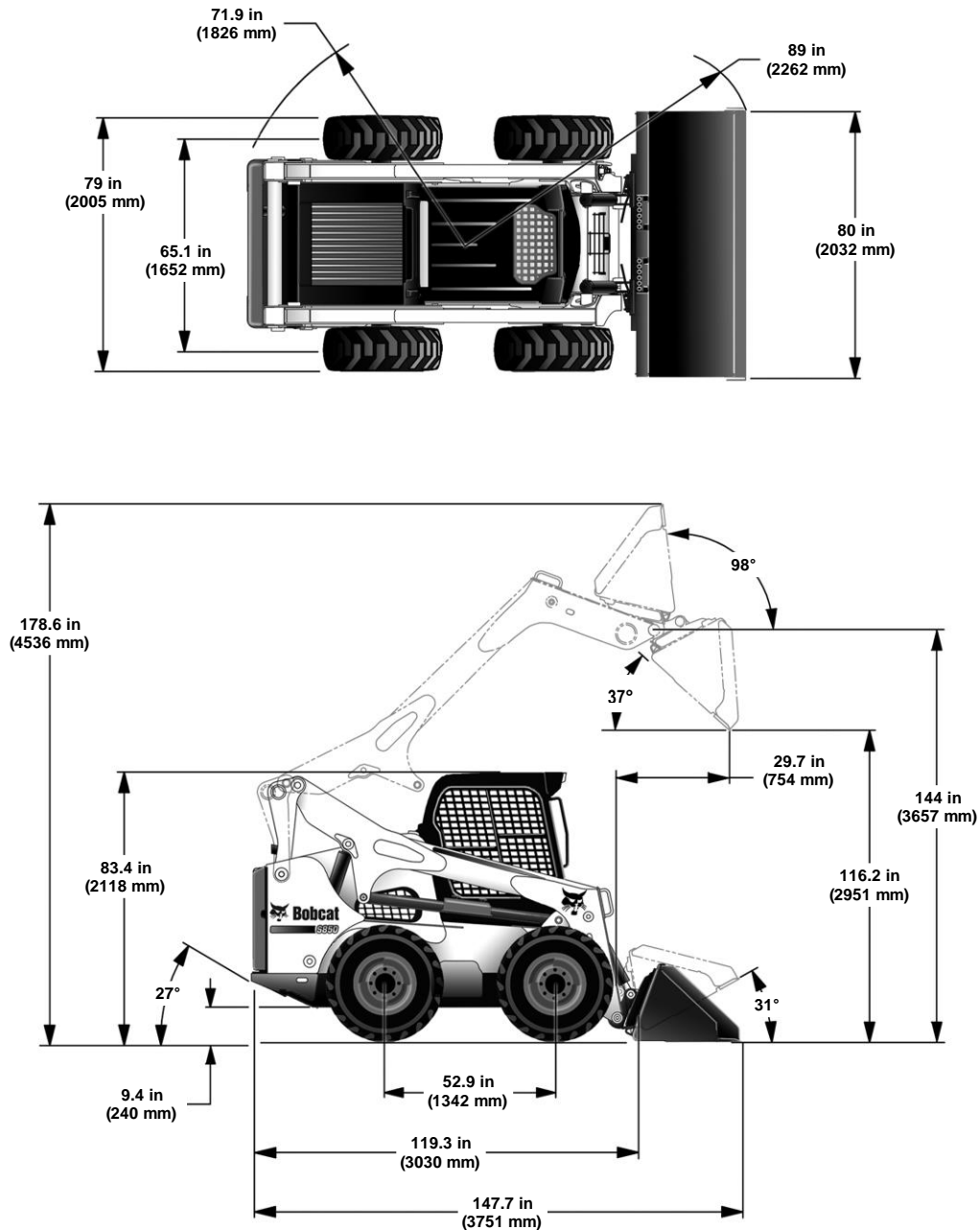
**Comments:** NO BID



## (S850) LOADER SPECIFICATIONS

### Machine Dimensions

- Dimensions are given for loader equipped with standard tires and 80 in. Heavy Duty Construction and Industrial bucket and may vary with other bucket types.
- Where applicable, specifications conform to SAE or ISO standards and are subject to change without notice.



NA9523

Changes of structure or weight distribution of the loader can cause changes in control and steering response, and can cause failure of the loader parts.

*\*Specification(s) are based on engineering calculations and are not actual measurements. Specification(s) are provided for comparison purposes only and are subject to change without notice. Specification(s) for your individual Bobcat equipment will vary based on normal variations in design, manufacturing, operating conditions, and other factors.*

**(S850) LOADER SPECIFICATIONS (CONT'D)****Performance**

Rated Operating Capacity	3950 lb (1792 kg)
with 200 Pound Frame Mounted Counterweight Kit	4100 lb (1860 kg)
with 300 Pound Frame Mounted Counterweight Kit	4150 lb (1882 kg)
with 400 Pound Frame Mounted Counterweight Kit	4250 lb (1928 kg)
Tipping Load	7900 lb (3583 kg)
Operating Weight	10237 lb (4643 kg)
Breakout Force – Lift	7525 lb (3413 kg)
Breakout Force – Tilt	9686 lb (4393 kg)
Travel Speed: <ul style="list-style-type: none"><li>– Single Speed Loader</li><li>– Two-Speed Loader (Option):<ul style="list-style-type: none"><li>Low Range</li><li>High Range</li></ul></li></ul>	<ul style="list-style-type: none"><li>0 – 7.1 mph (0 – 11,4 km/h)</li><li><ul style="list-style-type: none"><li>0 – 7.1 mph (0 – 11,4 km/h)</li><li>0 – 12.3 mph (0 – 19,8 km/h)</li></ul></li></ul>

**(S850) LOADER SPECIFICATIONS (CONT'D)****Engine**

Make / Model	Bobcat Engine / 3,4L Bobcat Engine Tier 4
Fuel / Cooling	Diesel / Liquid
Horsepower: – ISO 9249 EEC / SAE J1349 Net – ISO 14396 Gross – SAE J1995 Gross	95.9 hp (71,5 kW) @ 2400 rpm 100.1 hp (74,6 kW) @ 2400 rpm 101.4 hp (75,6 kW) @ 2400 rpm
Torque: – ISO 9249 EEC / SAE J1349 Net – SAE J1995 Gross	262.4 ft-lb (355,8 N•m) @ 1600 rpm 280.5 ft-lb (380,3 N•m) @ 1600 rpm
Low Idle rpm	1050
High Idle rpm	2400
Number of Cylinders	4
Displacement	208.0 in <sup>3</sup> (3409 cm <sup>3</sup> )
Bore / Stroke	3.86 in / 4.45 in (98 mm / 113 mm)
Lubrication	Gear Pump Pressure System with Filter
Crankcase Ventilation	Closed Breathing
Air Cleaner	Dry replaceable paper cartridge with separate safety element
Ignition	Diesel – Compression
Air Induction	Turbo-Charged and Charged Air Cooled
Engine Coolant	Propylene Glycol / Water Mixture
Starting Aid	Air intake heater automatically activated as needed in RUN position

**Drive System**

Main Drive	Fully hydrostatic, 4-wheel drive
Transmission	Infinitely variable tandem hydrostatic piston pumps, driving two fully reversing hydrostatic motors
Final Drive	Prestressed #120 HSOC endless roller chain (no master link) and sprockets in sealed chaincase with oil lubrication (Chains do not require periodic adjustments) Two chains per side with no idler sprocket
Axle Size	3.13 in (79,4 mm), heat treated
Wheel Bolts	Eight – 16 mm wheel bolts fixed to axle hubs

## **(S850) LOADER SPECIFICATIONS (CONT'D)**

### **Controls**

Machine Steering	Direction and speed controlled by two hand operated steering handles or optional joystick(s)
Loader Hydraulics: <ul style="list-style-type: none"><li>– Lift and Tilt</li><li>– Front Auxiliary</li><li>– Rear Auxiliary (Option)</li></ul>	Controlled by separate foot pedals or optional Selectable Joystick Controls (SJC) Controlled by electrical switch on Right Hand steering handle or joystick Controlled by electrical switch on Left Hand steering handle or joystick
Auxiliary Pressure Release	Pressure relieved through quick couplers; Push couplers in, hold for 5 seconds
Engine	Hand operated speed control, additional foot operated speed control pedal with SJC option; key-type start switch or optional Keyless Start Panel or optional Deluxe Instrumentation Panel and function error shutdown
Service Brake	Two independent hydrostatic systems controlled by two hand operated steering handles or optional joystick(s)
Secondary Brake	One of the hydrostatic transmissions
Parking Brake (Standard)	Spring applied pressure release multi-disc brake activated by manually operated switch on left instrument panel

**(S850) LOADER SPECIFICATIONS (CONT'D)****Hydraulic System**

Pump Type	Engine driven, gear type
Pump Capacity – Standard-Flow	23.0 U.S. gpm (87,1 L/min)
Pump Capacity – High-Flow (Option)	36.6 U.S. gpm (138,5 L/min)
System Relief at Quick Couplers	3450 – 3550 psi (23,8 – 24,5 MPa) (238 – 245 bar)
Filter (Hydraulic / Hydrostatic)	Replaceable beta 10 micron = 200, drop in element
Filter (Charge)	Replaceable beta 10 micron = 200, drop in element
Hydraulic Cylinders:	Double-acting; lift cylinders have cushioning feature on lower, tilt cylinders have cushioning feature on dump and rollback
Lift Cylinder (2):	
Bore Diameter	3.50 in (88,9 mm)
Rod Diameter	2.00 in (50,8 mm)
Stroke	27.51 in (698,75 mm)
Tilt Cylinder (2):	
Bore Diameter	3.25 in (82,6 mm)
Rod Diameter	1.50 in (38,1 mm)
Stroke	15.29 in (388,36 mm)
Control Valve – SCPA	3-Spool, open center, manually operated with spring detent for lift float; Electrically controlled auxiliary spool
Control Valve – SJC	3-Spool, open center with electric actuator controlled lift with float and tilt; Electrically controlled auxiliary spool
Fluid Lines	SAE Standard tubelines, hoses, and fittings
Fluid Type	BOBCAT FLUID, Hydraulic / Hydrostatic 6903117 – (Two – 2.5 U.S. gal) 6903118 – (5 U.S. gal) 6903119 – (55 U.S. gal)
Hydraulic Function Time:	
Raise Lift Arms	5.9 seconds
Lower Lift Arms	4.0 seconds
Bucket Dump	2.9 seconds
Bucket Rollback	2.3 seconds

## (S850) LOADER SPECIFICATIONS (CONT'D)

### Electrical System

Alternator	Belt driven, 120 amperes, open frame
Battery	12 volt, 1000 cold cranking amperes @ 0°F (-18°C), 186 minute reserve capacity @ 25 amperes
Starter	12 volt, gear type, 3.62 hp (2,7 kW)
Instrumentation	<p><b>Gauges:</b></p> <p>Engine Coolant Temperature and Fuel Level</p> <p><b>Warning lights:</b></p> <p>Fuel Level, Seat Belt, Engine Coolant Temperature, Engine Malfunction, Hydraulic System Malfunction, Diesel Exhaust Fluid (DEF) / AdBlue®, and General Warning</p> <p><b>Indicators:</b></p> <p>Diesel Exhaust Fluid (DEF) / AdBlue® Level, BICS™ Functions, Two-Speed, 3-Point Restraint, and Turn Signals</p> <p><b>Data Display:</b></p> <p>Operating Hours, Engine rpm, Speed Management Setting, Maintenance Clock Countdown, Battery Voltage, Service Codes, Engine Preheat Countdown, Lift and Tilt Compensation Setting, Steering Drift Compensation Setting, and Drive Response Setting</p> <p><b>Other:</b></p> <p>Audible Alarm, Lights, and Option / Accessory Switches</p> <p><b>Optional Deluxe Instrumentation Panel:</b></p> <p>*Additional displays for: Engine rpm, Engine Coolant Temperature, Engine Oil Pressure, System Voltage, Hydraulic Fluid Temperature, and Hydrostatic Charge Pressure</p> <p>*Additional Features Included: Keyless Start, Digital Clock, Job Clock, Password Lockout, Multiple-Language Display, Help Screens, Diagnostic Capability, and Engine / Hydraulic Systems Shutdown Function</p>

## **(S850) LOADER SPECIFICATIONS (CONT'D)**

### **Capacities**

Fuel	29.5 U.S. gal (111,6 L)
Engine Oil with Filter Change	13.3 qt (12,6 L)
Engine Cooling System with Heater	3.8 U.S. gal (14,4 L)
Engine Cooling System without Heater	3.6 U.S. gal (13,6 L)
Hydraulic / Hydrostatic Reservoir	2.5 U.S. gal (9,5 L)
Hydraulic / Hydrostatic System	12.0 U.S. gal (45,4 L)
Chaincase Reservoir	12.0 U.S. gal (45,4 L)
Diesel Exhaust Fluid (DEF) / AdBlue®	4.6 U.S. gal (17,4 L)
Air Conditioning Refrigerant (R-134a)	1.5 lb (0,68 kg)

### **Tires**

Heavy Duty (Standard)	14.00 – 17.5, 14 Ply Rating
Heavy Duty Poly Fill (Option)	14.00 – 17.5, 14 Ply Rating
Severe Duty (Option)	14.00 – 17.5, 14 Ply Rating
Severe Duty Poly Fill (Option)	14.00 – 17.5, 14 Ply Rating
Solidflex (Option)	36 x 7 x 11
Recommended Pressure	Inflate tires to MAXIMUM pressure shown on the sidewall of the tire; DO NOT mix brands of tires used on the same loader



**Bobcat®**

## **New M2-Series Skid-Steer Loaders**



***One Tough Animal®***





The skid-steer loader can pivot 360 degrees, which makes it one of the most maneuverable pieces of equipment available.

## Why Skid-Steer Loaders?

Since inventing the world's first true compact loader in 1958, Bobcat has constantly improved on its original concept: a tough, agile and versatile compact machine that can tackle an incredible number of jobs. Today, the innovation continues. The Bobcat® skid-steer loader features a superior design that outperforms other brands while maximizing your uptime and delivering unmatched comfort.



## NEW M2-SERIES LOADERS ARE HERE.

There's no question about it. M-Series loaders were the best generation of Bobcat equipment in history. Until now, that is. When you have the best, there's only one thing you want: more. New M2-Series loaders have it. More performance, more comfort and more of what made M-Series loaders great. Watch for M2-Series enhancements throughout this literature. Then, get to your Bobcat dealer, and try all of the features that give you maximum power over tough jobs.



### Highly Maneuverable

The skid-steer loader is compact and pivots 360 degrees, allowing you to easily maneuver in close quarters.

### Highly Versatile

From laying sod to demolition, a wide variety of Bobcat-built attachments maximizes equipment usage and expands job possibilities.

### Compact Size

As builders maximize land space, lot lines get tighter. The skid-steer loader's compact size allows you to easily negotiate obstacles and tight spaces.

### Extremely Portable

A lightweight machine can be easily hauled on a trailer. In many cases, you don't even need a commercial driver's license to haul the loader.\*

\*Always check towing restrictions.

### Easily See Your Work

In a skid-steer loader, the attachment is nearby, visible and unobstructed by a machine hood or tires.

### Low Cost

Compared to larger equipment, skid-steer loaders perform similar tasks in tighter working conditions for a fraction of the cost.

### Better Fuel Economy

Skid-steer loaders offer great fuel economy without sacrificing performance.

### Replace Costly Labor

Labor is expensive and hard to find. With Bobcat skid-steer loaders, you can do more with less and increase your profits.



# Performance

Great performance doesn't only come from a high horsepower engine. Bobcat loaders use the machine's design and balance to deliver more usable horsepower. We build machines with the right balance between engine and pump, plus a weight distribution that delivers powerful breakout forces and faster cycle times. If you need to work quicker, lift more and outperform the competition, Bobcat compact skid-steer loaders are the only choice.



## Quicker Turning

When not carrying a load, a weight distribution of 70 percent in the rear and 30 percent in the front delivers balanced, easy turning for ideal performance:

- Best weight distribution for turning and skidding.
- Reduces fuel consumption and power requirements from engine.
- Increases life of drive train and tires.
- Less wear and tear than flat-footed machines sold by other manufacturers.

## Control in Your Hands

With Bobcat skid-steer loaders, you can feel and control the loader's drive, engine torque and tractive effort – so you can push your machine to the limit without an engine anti-stall system robbing you of power when you need it the most.

## 2-Speed Travel Option

Boost top travel speed by as much as 57 percent and reduce the time it takes to travel across a jobsite.



## Stronger Hydraulics

The Bobcat engine, pump, horsepower and cubic-inch displacement are configured precisely for each model's specific operating capacity. Engine horsepower and hydraulic system performance are finely tuned to run circles around other machines.

## More Torque

Bobcat loaders reach maximum torque at a lower rpm to minimize stalling and save time and fuel.

## Faster Cycle Times

Hydraulic pumps in Bobcat loaders are matched to cylinder size and loader lift capacity to provide fast cycle times that help you get the job done faster.

## Powerful Breakout Forces

High-efficiency hydraulic pumps deliver more power matched to demand and provide better breakout forces.

## Hydraulic Bucket Positioning

Optional hydraulic bucket positioning keeps your bucket level when raising lift arms, reducing spillage and allowing you to work more efficiently.

## NEW M2 FEATURE

## Automatic Ride Control

Automatic ride control detects when you're carrying material and cushions the load to reduce spillage and increase operator comfort. The system works at any speed. Operators can flip a switch to turn it off for tasks such as backdragging.





# Uptime Protection

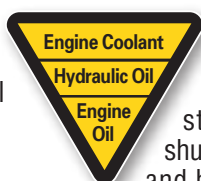
When the skid-steer loader isn't working, nobody's working. That's why Bobcat reliability is legendary. Whether it's our maintenance-free chaincase, smart cooling, superior lift arms, machine shutdown protection, self diagnostics or theft protection, our reputation for reliable equipment protects your reputation for timely, productive work.

## Battery Run-Down Protection

The lighting circuit automatically shuts down to prevent accidental battery discharge.

## No-Maintenance Axle Bearings

Bobcat axle bearings are automatically lubricated with chaincase oil – so they never need greasing.



## Machine Shutdown Protection

Bobcat loaders come standard with automatic shutdown that monitors engine and hydraulic functions. The system alerts the operator and actually shuts the machine down – lessening the chance of damage to the engine or hydraulic components.

## Tougher Axles

Axles larger than any comparable-sized loader prevent downtime.

## Maintenance-Free Chaincase

The rugged Bobcat chaincase is the only maintenance-free chaincase in the industry with exclusive fixed-axle tubes, stronger axles and fully sealed bearings, plus the largest chains in the industry.

## No Adjustments

The Bobcat chaincase requires no adjustments – ever.

## Largest Chains

Tight manufacturing tolerances. Endless roller, high-strength oval chains (HSOC). Thick side-link plates and hardened pins. The chains are 38 percent stronger than the competition.



The exclusive Bobcat **keel-shaped undercarriage** minimizes your chance of getting stuck. It gives you a higher ground clearance and sheds debris – much like the way a boat slices its way through water.





# Smart Cooling



The Bobcat cooling system is smarter because of its superior protection and exclusive SmartFAN.

## Quieter Operation

Up to 30 percent quieter than ordinary cooling fans, the hydraulically powered SmartFAN senses the engine temperature and only turns as fast as needed.

## Protected Cooling Location

Some manufacturers still place radiators immediately inside the tailgate where the cooling package can be damaged by rebar, sticks or other items that can poke through the tailgate ventilation holes. The Bobcat radiator and hydraulic oil cooler are well-protected between the frame uprights, above the engine. This also leaves the rear of the engine freely accessible for maintenance checks.

## More Efficient Cooling

Bobcat loaders have a patented cooling system that draws cool, clean air from above and forces it out two side vents, directing hot air away from the operator. Other systems usually pull dirty air over the top of the tires or from the rear of the loader.

## NEW M2 FEATURE

### Optional Reversible Fan

Reduce maintenance and downtime while increasing productivity in dirty, dusty conditions. The reversible fan increases uptime by purging debris from the rear screen. Auto mode reverses airflow automatically, and operator-controlled purge mode gives you the ability to reverse the fan at any time.



Better cooling  
in extreme conditions





## Superior Lift Arms

Your loader arms should remain rigid when you move with a load, and hydraulic hoses should be protected from the hazards of a jobsite. Bobcat knows this better than anyone. | Our durable, patented lift-arm design and a choice of lift path help you meet the unique demands of your job.

Higher lift, more capacity and reach at maximum height

### Vertical Lift Path

A vertical lift path provides higher lift capacity and more reach at full lift height than radius lift path, keeping the load closer to the machine while you raise the loader arms. Because you achieve maximum reach at full lift height, it's easier to clear high-sided truck boxes and hoppers. It's also better for placing heavy pallets of block or sod.



### Job-Matched Lift Arms

A vertical lift path and radius lift path each have their advantages. Bobcat builds both styles to match the work you do.

### Hydraulically Cushioned Cylinders

Smooth, quick Bobcat lift cylinders softly lower the lift arms back to their original position on the loader frame. This occurs automatically with every lift cycle to reduce noise and increase comfort during operation.

### Single-Plane Design

Every pin and connecting point on Bobcat lift arms are part of a single-plane design. Side-to-side movement is minimized, resulting in less wear and longer life. It also helps prevent unwanted spillage of material.

### Radius Lift Path

A radius lift path provides maximum reach at truck bed height. Arm movement forms an arc. More than 80 percent of that arc delivers better reach at truck bed height. A radius lift path excels in jobs at mid-range heights, like dumping over a wall, backfilling or unloading flatbed trucks.



More reach at mid-range





## Theft Protection

According to the National Insurance Crime Bureau, \$3 million in compact equipment is lost each day to thieves. Compact loaders are one of the most stolen pieces of compact equipment in the world.

Reduce the risk of loss due to theft or unauthorized use with the optional password-protected Bobcat deluxe instrument panel and up to eight custom keyless start codes. It may even qualify your business for reduced insurance premiums.



### BobCARE PM™ Maintenance Screen

Reminds you when scheduled maintenance is due to ensure you maximize your performance.



**Activity Monitor** Check machine usage by operator with the job clock feature.



**Functional Lockouts** Protect your investment from misuse or accidental use by locking out certain functions such as high-flow hydraulics and 2-Speed travel.

## Deluxe Instrumentation

The deluxe instrument panel offers you even more functionality. The 5-inch, full-color LCD screen enables monitoring of and interaction with your machine. The system can even provide information about machine performance in English, Spanish and five other languages.

### Password-Protected Keyless Start

Eliminate downtime due to lost keys. Remove the risk of spare keys in the pockets of current or former employees. Reduce the chance of theft or unauthorized use. You might even reduce your insurance premiums.

### Diagnostics

The easy-to-read, backlit display panel monitors 14 major loader functions and provides troubleshooting suggestions to help solve a potential problem, which helps maximize your uptime.

### Attachment Operation

Deluxe instrumentation features a viewable job clock for certain attachments and the ability to make adjustments to laser-guided attachments without stepping out of the cab. You can even monitor certain attachment functions on-screen.

### Other Deluxe Instrument Features

Digital time clock, user job clock, statistics for overall job and individual operators, resettable hour meter, attachment controls, help menu, and multiple password settings give you added convenience and more control over your machine.

M2-Series deluxe instrument panel is pictured here. See your dealer for details.

## Optional Keyless Panel

If you're not ready for the robust functionality of deluxe instrumentation, but you'd like the convenience of keyless start with the added security of an owner-defined numeric code, choose the optional security panel upgrade.



# Comfort Cab

Bobcat has always led the industry in cab comfort. M2-Series loaders improve the superior Bobcat cab design once again. This is the best, most comfortable cab we've ever built.

## NEW M2 FEATURE

### Improved Front Door Seal

A redesigned front door seal increases cab pressurization to repel dust and keep clean, heated or air-conditioned air inside.

## NEW M2 FEATURE

### Vibration-Reducing Cab Isolation

With front-mount rubber bushings that are 32 percent larger and rear-mount bushings that are 160 percent larger, the operator experience is better than ever.

### Dial Hand Throttle

Adjust your engine speed quickly and easily.

### Seat-Mounted Joysticks

On loaders with Selectable Joystick Control (SJC), the joysticks are mounted to the seat. As your suspension seat moves up and down, the joysticks move with the seat for added comfort while operating.

### Improved Seat Adjustment

The adjustable seat features 2 additional inches of forward or aft movement to accommodate different-sized operators.

### Large Entry

On machines with enclosed cabs, large swing-open doors provide ample room for exit and entry.

### More Room

Our stronger, narrower loader arms make a wider cab possible, with up to 20 percent more interior space than competitors, keeping you comfortable.



### Heat and Air Conditioning

Because our AC units are integrated into the machine, there is no bulky add-on unit to obstruct your visibility. Automotive-style vents allow you to point your air where you need it for greater comfort in all weather conditions.

### Ample Storage

Storage bins are located throughout the interior. You can store items wherever it's convenient – on your right or on your left.

### Convenient Engine Speed Control

The engine speed control is within easy reach on the right-hand corner post of the cab.

### Fingertip Controls

Fingertip controls make your attachment comfortable to operate, easy to control and simple to adjust while driving. Dual-direction detent allows hydraulic flow to be engaged continuously, in either direction, without holding a switch. Variable hydraulic flow allows you to slowly move cylinders when working with a grapple or combination bucket, or crank it up to maximum flow to quickly shake dirt from an auger bit.



### 12-Volt Power Accessory

Your cab is your office. That's why Bobcat installed a 12-volt power accessory for charging your mobile phone and other devices.



### Easy-Pull, Easy-Secure Side Window

Simply pull the window knob to slide the side window to five lockable positions. The window stays exactly where you want it to get consistent air flow.

## Air-Ride Seats

Achieve optimum suspension comfort with the optional air-ride seat. Air suspension adjusts to your weight, helping you smooth out the bumps on your jobsite and increasing your comfort.

## NEW M2 FEATURE

### Side Lighting Kit

Mounted above the right and left side windows, these low-profile, 800-lumen-rated LED lights make operation more productive at all hours.

### Radio-Capable

Order your loader with a stereo to enhance your operation experience. The radio features an auxiliary audio input jack that is ready for a mobile phone or other device.

### Other Comfort Cab Features

- High-output halogen lights for low-light operation
- Adjustable foot pedals

Availability of some comfort features varies by model and configuration. See your dealer for details.



It's the biggest, most comfortable cab we've ever had.





# Improved Visibility

Leading all-around visibility is central to the design of the cab on Bobcat loaders. This provides a big advantage when loading a truck or using attachments.



## Increased Top Visibility

A top window with 34 percent more viewing area gives you an unbeatable view when raising a load above the cab, such as loading trucks or stacking materials.



## Cab-Forward Design

The cab-forward design moves the operating area closer to the attachment, giving you a better vantage point to see your work.

## Front Visibility

Comfortably see your work from the seat through a single, curved pane of glass that delivers as much as 50 percent more glass surface area than other manufacturers. Powerful lighting gives you a great view for night operation.



## Rear Visibility

The cab-forward design doesn't affect rear visibility. The large rear window and angle of the back of the loader provide a great view behind the tailgate.

*All-around visibility is central to the design of the cab on Bobcat loaders.*

## Side Visibility

In the Bobcat cab, you can see the wheels without having to lift your loader arms, increasing your performance in tight areas, such as grading next to a building or backing onto a trailer.

# Pressurized Cab

Dirt, dust, mud and debris are part of your routine. Bobcat enclosed cabs have a best-in-class pressurized interior space for cleaner, more comfortable operators. A newly redesigned front door seal allows for even greater cab pressurization in M2-Series loaders; it keeps dust out and heat or air-conditioning in.




*The innovative Bobcat door design includes a one-piece seal. Plus, the unique curved door pocket provides the best possible seal against dust, dirt and debris.*




# Choice Controls


Bobcat offers all of the common control patterns found on compact loaders today – and it’s the only brand that allows you to choose your preference at the flip of a switch. It’s the largest selection of control possibilities in the industry.



**Bobcat Standard Controls**  
With Bobcat standard controls, each steering lever controls each drive side independently, while dual foot pedals control the loader lift and tilt. It’s still the most popular control style.



**OR**



**Advanced Control System (ACS)**  
ACS offers your choice of two control styles in one machine. By pressing a switch, you can use traditional Bobcat standard controls or “H” pattern hand controls, where the left lever controls the left drive and lift, while the right lever controls the right drive and tilt.



**Selectable Joystick Control (SJC)**

Selectable Joystick Control offers low-effort hand control of all machine work group functions. “ISO” or “H” patterns can be easily activated by a dash-mounted rocker switch inside the cab.



**R/C READY**

**Remote Control**  
With remote control operation, you control your loader without having to be in the cab. This is a smart solution for hot, dusty environments or on jobs where you’d rather be outside the machine. Completely portable, and designed for the worst working environments, the radio remote control system is installed or removed in minutes for easy use with multiple machines.



# BOBCAT SELECTABLE JOYSTICK CONTROL



**NEW M2**  
FEATURE

**Low-Effort Pump (600 & 700 Platform)**  
Reduces the lever forces required to move your machine with standard controls or ACS, yet maintains the precision and maneuverability you’ve come to expect. Operators experience less fatigue and enhanced productivity.

## SJC provides big performance advantages:

**Drive Response Mode**  
Drive response mode allows you to choose how the drive responds to joystick movement. Whether you like a more gradual response, quick, instant feedback, or something in-between, three different settings put you in control.

*These low-effort joysticks are loaded with Bobcat-exclusive features that increase your productivity:*

**Speed Management**  
A Bobcat exclusive. Simply “dial in” your required travel speed in small increments to match speed to your operation requirements and maximize attachment performance. Speed management gives you a full range of joystick motion at a slower speed, giving you precise control of machine movements while maintaining maximum driveline torque and full hydraulic power.

**Steering Drift Compensation**  
Steering drift compensation keeps you on a straight path by helping you make minor adjustments to the steering. It’s beneficial when you side-shift certain attachments, such as planers or trenchers, as this will tend to pull the machine to one side. You can also use it while driving on surfaces that cause the loader to gradually drift left or right, such as crowned roads. Make fine steering adjustments to either side and stay on target.

**Horsepower Management**  
Bobcat horsepower management automatically adjusts the loader drive system to maximize pushing and digging power while minimizing your chance of stalling. Unlike other anti-stall systems, Bobcat horsepower management lets the operator obtain maximum engine and drive torque to match the toughest digging conditions. If you prefer to work without it, simply disengage with the push of a button.



# Panoramic Serviceability

Bobcat loaders are designed to provide the fastest, easiest maintenance in the industry. Engine checkpoints are within easy reach – so daily maintenance actually gets done. Unparalleled access to routine and long-term maintenance points makes preventative maintenance simple, reducing your operating costs and adding to your bottom line.

### Full-Access Serviceability

Our large, swing-open tailgate provides convenient access to routine maintenance points. There are no radiators to move, lift arms to raise or lift-arm support devices to install.



## The Transverse Engine and Belt Drive

Bobcat offers one-sided serviceability thanks to the exclusive Bobcat belt-drive system. This durable technology with a multi-groove, Kevlar® belt allows your loader engine to run slower for reduced noise and longer durability. It's also more efficient with an optimized engine-to-pump package.

*Refer to the loader Operation & Maintenance Manual for complete maintenance instructions and information.*

### Protective Tailgate

The one-piece, ¼-inch, high-strength door has no cooling holes, slots or other openings that expose your loader components to job hazards.

### Tip-Up Cab

For non-routine service, simply remove two nuts and tip back the cab to access hydraulic and hydrostatic components in minutes.



## Tier 4 Solutions

To reduce air pollution, Tier 4 emissions standards require every equipment manufacturer to make equipment changes. Bobcat seized the opportunity to design a non-DPF Tier 4 solution that also delivers new features and provides more performance to customers. With Tier 4 compliance and performance in mind, Bobcat developed its own engine for loaders with more than 24.5 horsepower.

### More Torque

Higher combustion pressures generate more torque. Bobcat engines have a robust combustion chamber that handles more pressure and produces more torque than ever before, meaning better performance for pushing, digging, lifting and operating attachments. As the engine ages, the common rail fuel system manipulates combustion pressure to provide consistent power and torque over the life of the engine.

*Go to [Bobcat.com/Tier4Engine](http://Bobcat.com/Tier4Engine) to learn more about the Bobcat engine features and performance improvements.*

### A Wider Range of Power

With other engines, you may struggle to maintain peak performance because they only create peak torque under a small engine rpm range. The Bobcat engines generate the most torque across a much wider rpm range. Our engines can stay in the peak torque range longer, maximizing your performance. Operators of every skill level can better utilize full engine performance to get more work done.

#### Other Bobcat Engine Advantages:

**Improved Machine Shutdown Protection**  
Monitors coolant and oil temperatures and prevents them from reaching a critical point of shutdown.

**Cold Weather Engine Protection**  
Protects your machine from working too hard before the engine is properly warmed up.

**Lower Operating Costs and Reduced Noise**  
An auto-idle function on SJC-equipped machines reduces noise levels.

### Simple, State-of-the-Art and Non-DPF

Until recently a diesel particulate filter (DPF) was the only technology that removed enough particulate matter (PM) to meet Tier 4 regulations. Bobcat created an ultra-low particulate combustion (ULPC) capable engine with a specially designed combustion chamber. ULPC drastically reduces PM created during engine combustion – so there is no need for a DPF. The biggest advantage of our non-DPF Tier 4 solution is simplicity. The DPF cleaning process, called regeneration, requires knowledgeable operation to keep the DPF and engine running properly. ULPC eliminates downtime that occurs with DPF regeneration and long-term DPF maintenance costs. That allows operators to focus on working.




Bobcat loaders have your business expansion built right in. An auger, breaker or one of more than 70 attachments will go a long way to save you time and labor. Whether it's breaking concrete, taking down buildings or drilling tree holes, Bobcat attachments help you take on new jobs and get more use from your machine. They're vertically integrated with your Bobcat loader's electronics, hydraulics and geometry, and they're designed with visibility and ease of entry and exit in mind.




## Quick Couplers

Trapped line pressure can make attachment changes anything but quick. So Bobcat loaders come with quick couplers to release trapped pressure. By pushing the coupler inward, hydraulic oil is released through a return line back into the machine. The result is a clean, quick attachment change every time.



### Attachment Control Kit


Several attachments require control of more than one function. Our small, seven-pin attachment harness activates power and fingertip-control functions while eliminating the need for mechanical relays used on other loaders. It's fully integrated with your Bobcat loader for a clean look and protected routing.



## Bob-Tach System

Change attachments in less than a minute with the Bob-Tach® mounting system. Replace a bucket with a pallet fork, landscape rake, auger, grapple and more, while keeping a tight attachment fit every time.

# Do more than dig.



## Power Bob-Tach System

With the Power Bob-Tach® system, you can change non-hydraulic attachments without leaving the comfort of your cab. Just line up the attachment and press the switch.



### Deluxe Instrumentation Hour Clock

With the deluxe instrument panel, you can monitor the number of hours on each attachment.



### Laser Positioning

For laser-controlled attachments, deluxe instrumentation provides real-time, in-cab attachment position monitoring and adjustment.



### Tree Spade Control

With deluxe instrumentation, you can monitor active blades and gates, change auto-dig and easy-dig settings, and monitor the number of trees dug in a day.



### Sonic Tracer/Slope Sensor

The sonic tracer/slope sensor kit enables operators to create an accurate cross-slope or precisely grade when laser receivers and transmitters are limited by jobsite obstacles or the grade needed does not follow a plane.





#### High-Flow Hydraulics

Optional high-flow hydraulics provide a big power boost for better production with attachments. Certain attachments, such as the flail cutter, trencher, planer and stump grinder, get maximum performance from high-flow hydraulics.

#### Multi-Carrier Versatility

Get more versatility and profitability for your dollar. Several Bobcat attachments can be used across carriers. For example, a Model 15C auger can be shared with an all-wheel steer loader, skid-steer loader, compact track loader, compact excavator, Toolcat™ utility work machine and VersaHANDLER® telescopic tool carrier.

#### Superior Attachment Availability

Bobcat dealers specialize in compact equipment – so they are much more likely to stock or rent attachments that other equipment retailers don't even have. You'll be able to buy or rent the attachments you need.

#### Attachment Support

The attachment is as important as your machine. If you buy an attachment off the internet or at a discount store, who is going to service it, provide parts and complete your warranty? Bobcat Company supports its attachments better than anyone. We are your one-stop shop for your attachment parts, service, finance and warranty.



## All-Wheel Steer Innovation

Bobcat is famous for giving you more ways to get the job done.

When you want maneuverability or turf-friendly performance on demand, only Bobcat delivers.



#### Two steering modes by simply pressing a switch

The powerful A770 is the only compact loader in the industry that offers both all-wheel steer and skid-steer capabilities. This revolutionary loader operates with smooth, all-wheel steering that rolls through a turn without tearing up finished turf or leaving marks on driveways. When you need the unmatched maneuverability of a skid-steer loader, just press a switch and your loader can turn within its own length.



## Bobcat gives you more.

**More models. More features. More options. More versatility.**

With skid-steer and all-wheel steer loader models ranging from 36 to 80 inches wide and 23.5 to 92 horsepower, no one gives you more choices – or more machine for your money – than Bobcat. Get your choice of vertical lift path or radius lift path arm configurations. Take advantage of exclusive designs and groundbreaking technology. With Bobcat, you'll always get more, which means you'll have an easier time finding the machine that's matched to your job.



\$450



\$590



\$850





**Bobcat Excavators ...**

**Bobcat Loaders ...**

## A Perfect Combination.

*If you want to push your productivity to new heights, pair your loader with a Bobcat excavator.*

### Ultimate Equipment Combination

If you are replacing your backhoe, nothing beats the versatility and speed of a Bobcat skid-steer loader working in tandem with a Bobcat compact excavator.

### Versatility

Backhoes offer just a few attachments. The skid-steer loader and excavator can use up to 60 different attachments, giving you access to more jobs.

### Compact Efficiency

Compact excavators are designed for long periods of excavating. The compact size allows use in confined areas like backyards and inside buildings. And with the operator's offset position in the cab, there is better visibility to the bucket.

### Better Spoil Placement

Excavators offer unlimited spoil dumping options with 360 degrees of rotation. You can also dig in any position around the machine.


### More Efficiency Saves You Money

You can only accomplish one thing at a time with a backhoe. When you combine a Bobcat skid-steer loader with a compact excavator, you can double your productivity. One can dig while the other can backfill or load trucks at the same time.

*Bobcat gives you more. More models. More options. More versatility.*



S630



S570



A770

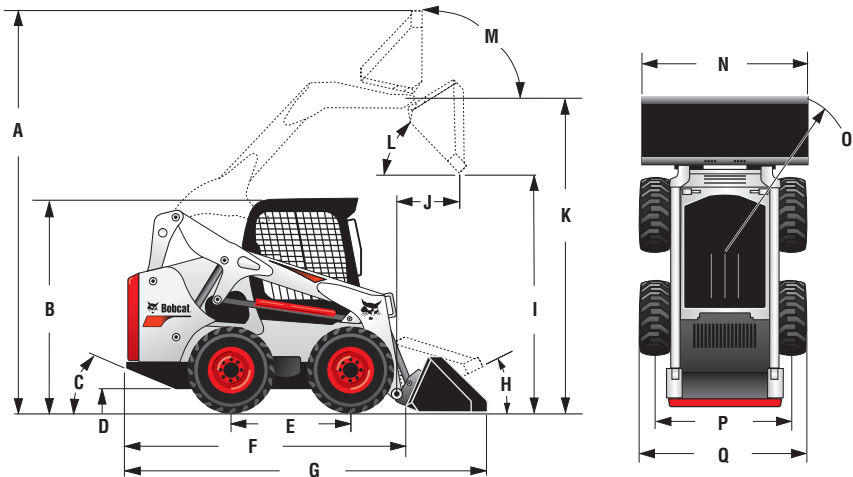


Specifications and Features  
AWS and Skid-Steer Loaders



	S70	S450	S550	S570	S590	S595	S630	S650	S740	S770	S850	A770
Loader Series	K-Series	M2-Series	M2-Series	M2-Series	M2-Series	M2-Series	M2-Series	M2-Series	M2-Series	M2-Series	M2-Series	M2-Series
Rated Operating Capacity (ROC)	700 lb. (318 kg)	1,300 lb. (590 kg)	1,750 lb. (794 kg)	1,950 lb. (885 kg)	2,100 lb. (952 kg)	2,200 lb. (998 kg)	2,180 lb. (989 kg)	2,690 lb. (1220 kg)	3,100 lb. (1406 kg)	3,350 lb. (1520 kg)	3,950 lb. (1792 kg)	3,325 lb. (1508 kg)
ROC with Counterweight (optional)	— Counterweight kits are available to increase ROC. See dealer on available kits and ROC increases for your loader. —											
Tipping Load	1,512 lb. (686 kg)	2,600 lb. (1179 kg)	3,500 lb. (1588 kg)	3,900 lb. (1769 kg)	4,200 lb. (1905 kg)	4,400 lb. (1995 kg)	4,360 lb. (1978 kg)	5,380 lb. (2440 kg)	6,200 lb. (2812 kg)	6,700 lb. (3039 kg)	7,900 lb. (3583 kg)	6,650 lb. (3016 kg)
Height to Hinge Pin	94.5 in. (2400 mm)	109.5 in. (2781 mm)	114.5 in. (2908 mm)	119 in. (3023 mm)	119 in. (3023 mm)	119 in. (3023 mm)	121 in. (3073 mm)	124 in. (3149 mm)	132 in. (3353 mm)	132 in. (3353 mm)	144 in. (3657 mm)	132 in. (3353 mm)
Lift Arm Path	Radius	Radius	Radius	Vertical	Vertical	Vertical	Radius	Vertical	Vertical	Vertical	Vertical	Vertical
Size and Speed												
Operating Weight	2,795 lb. (1268 kg)	5,027 lb. (2280 kg)	6,213 lb. (2818 kg)	6,480 lb. (2939 kg)	6,593 lb. (2991 kg)	6,793 lb. (3082 kg)	7,610 lb. (3452 kg)	8,061 lb.(3657 kg)	8,794 lb. (3989 kg)	9,314 lb. (4225 kg)	10,237 lb. (4643 kg)	9,623 lb. (4365 kg)
Bucket Width	36 in. (914 mm)	62 in. (1575 mm)	68 in. (1727 mm)	68 in. (1727 mm)	68 in. (1727 mm)	68 in. (1727 mm)	74 in. (1880 mm)	74 in. (1880 mm)	74 in. (1880 mm)	74 in. (1880 mm)	80 in. (2032 mm)	74 in. (1880 mm)
Cab Height	71.4 in. (1813.81 mm)	77.8 in. (1972 mm)	77.8 in. (1972 mm)	77.8 in. (1972 mm)	77.8 in. (1972 mm)	77.8 in. (1972 mm)	81.3 in. (2065 mm)	81.3 in. (2065 mm)	81.3 in. (2065 mm)	81.3 in. (2065 mm)	83.4 in. (2118 mm)	81.3 in. (2065 mm)
Travel Speed – Low Range	6.1 mph (9.8 km/hr.)	7.1 mph (11.4 km/hr.)	7.4 mph (11.8 km/hr.)	7.4 mph (11.8 km/hr.)	7.4 mph (11.8 km/hr.)	7.4 mph (11.8 km/hr.)	7.1 mph (11.4 km/hr.)	7.1 mph (11.4 km/hr.)	7.1 mph (11.4 km/hr.)	7.1 mph (11.4 km/hr.)	7.1 mph (11.4 km/hr.)	7.1 mph (11.4 km/hr.)
Travel Speed – High Range (optional 2-Speed travel)	—	9.2 mph (14.8 km/hr.)	11.0 mph (17.3 km/hr.)	11.0 mph (17.3 km/hr.)	11.0 mph (17.3 km/hr.)	11.0 mph (17.3 km/hr.)	12.3 mph (19.8 km/hr.)	12.3 mph (19.8 km/hr.)	12.3 mph (19.8 km/hr.)	12.3 mph (19.8 km/hr.)	12.3 mph (19.8 km/hr.)	12.3 mph (19.8 km/hr.)
Engine												
Horsepower	Tier 4 23.5 hp	Tier 4 49 hp	Tier 4 61 hp	Tier 4 61 hp	Tier 4 66 hp	Tier 4 74 hp	Tier 4 74 hp	Tier 4 74 hp	Tier 4 74 hp	Tier 4 92 hp	Tier 4 100 hp	Tier 4 92 hp
Type	Diesel	Turbo Diesel	Turbo Diesel	Turbo Diesel	Turbo Diesel	Turbo Diesel	Turbo Diesel	Turbo Diesel	Turbo Diesel	Turbo Diesel	Turbo Diesel	Turbo Diesel
Fuel Tank Capacity	6.5 gal. (24.6 L)	14.4 gal. (54.4 L)	24.7 gal. (93.7 L)	24.7 gal. (93.7 L)	24.7 gal. (93.7 L)	24.7 gal. (93.7 L)	23.9 gal. (90.5 L)	23.9 gal. (90.5 L)	23.9 gal. (90.5 L)	23.9 gal. (90.5 L)	29.5 gal. (111.6 L)	23.9 gal. (90.5 L)
Horsepower Management	—	Included with SJC Option									Std	Std
Diesel Particulate Filter (DPF) Requirement	No	No	No	No	No	No	No	No	No	No	No	No
Diesel Exhaust Fluid (DEF)	No	No	No	No	No	No	No	No	No	4.6 gal. (17.4 L)	4.6 gal. (17.4 L)	3.5 gal. (13.2 L)
Uptime Protection												
Axle Grease	Never	Never	Never	Never	Never	Never	Never	Never	Never	Never	Never	Never
Axle Seal Protection	Std	Std	Std	Std	Std	Std	Std	Std	Std	Std	Std	Std
Bobcat SmartFAN	Std	Std	Std	Std	Std	Std	Std	Std	Std	Std	Std	Std
Cooling System	Std	Std	Std	Std	Std	Std	Std	Std	Std	Std	Std	Std
Machine Shutdown Protection	Opt	Std	Std	Std	Std	Std	Std	Std	Std	Std	Std	Std
Required Chain Adjustment	Never	Never	Never	Never	Never	Never	Never	Never	Never	Never	Never	Never
Tires												
Bobcat Standard Duty	Std	Opt	Std	Std	—	Opt	—	—	—	—	—	—
Bobcat Heavy Duty	Opt	Std	Opt	Opt	Std	Std	Std	Std	Std	Std	Std	Std
Bobcat Severe Duty	—	Opt	Opt	Opt	Opt	Std	Std	Opt	Opt	Opt	Opt	Opt
Bobcat Super Float	—	—	Opt	Opt	—	—	Std	Opt	Opt	Opt	—	Opt
Control Options												
Bobcat Standard (foot pedals/steering levers)	Std	Std	Std	Std	Std	Std	Std	Std	Std	Std	—	—
Advanced Control System (ACS)	—	Opt	Opt	Opt	Opt	Opt	Opt	Opt	Opt	Opt	—	—
Selectable Joystick Control (SJC)	—	Opt	Opt	Opt	Opt	Opt	Opt	Opt	Opt	Opt	Opt	—
Radio Remote Control (SJC required)	—	Opt	Opt	Opt	Opt	Opt	Opt	Opt	Opt	Opt	Opt	Opt
Dual Steering Mode (all-wheel steer or skid-steer)	—	—	—	—	—	—	—	—	—	—	—	Std
Standard Control Power Assist	—	—	—	—	—	—	—	—	—	—	Std	—
Machine Features												
2-Speed Travel	—	Opt	Opt	Opt	Opt	Std	Opt	Opt	Opt	Opt	Std	Std
Air-Ride Seat	—	Opt	Opt	Opt	Opt	Opt	Opt	Opt	Opt	Opt	Opt	Opt
Back-Up Alarm and Horn	Std	Std	Std	Std	Std	Std	Std	Std	Std	Std	Std	Std
Bobcat Interlock Control System (BICS™)	Std	Std	Std	Std	Std	Std	Std	Std	Std	Std	Std	Std
Cab with Heat	Opt	Opt	Opt	Opt	Opt	Opt	Opt	Opt	Opt	Opt	Opt	Opt
Cab with Heat and Air Conditioning	—	Opt	Opt	Opt	Opt	Opt	Opt	Opt	Opt	Opt	Opt	Opt
Deluxe Instrumentation (includes keyless start)	—	Opt	Opt	Opt	Opt	Opt	Opt	Opt	Opt	Opt	Opt	Opt
Front and Rear Work Lights	Std	Std	Std	Std	Std	Std	Std	Std	Std	Std	Std	Std
Hydraulic Bucket Positioning	Opt	Opt	Opt	Opt	Opt	Opt	Opt	Opt	Opt	Opt	Opt	Opt
Mechanical Suspension Seat	Opt	Opt	Std	Std	Std	Std	Std	Std	Std	Std	Std	Std
Radio	—	Opt	Opt	Opt	Std	Opt	Opt	Opt	Opt	Opt	Opt	Opt
Reversing Fan	—	Opt	Opt	Opt	Opt	Opt	Opt	Opt	Opt	Opt	Opt	Opt
Ride Control	—	Opt	Opt	Opt	Opt	Opt	Opt	Opt	Opt	Opt	Opt	Opt
ROPS/FOPS Approved Cab Structure	Std	Std	Std	Std	Std	Std	Std	Std	Std	Std	Std	Std
Side Lighting Kit	—	—	Opt	Opt	Opt	Opt	Opt	Opt	Opt	Opt	Opt	Opt
Sound Reduction Package	Opt	Opt	Opt	Opt	Opt	Opt	Opt	Opt	Opt	Opt	Opt	Opt
Features for Attachments												
Attachment Control Kit	Opt	Opt	Opt	Opt	Opt	Opt	Opt	Opt	Opt	Opt	Opt	Opt
Bob-Tach Mounting System	Std	Std	Std	Std	Std	Std	Std	Std	Std	Std	Std	Std
Power Bob-Tach System	—	Opt	Opt	Opt	Opt	Opt	Opt	Opt	Opt	Opt	Opt	Opt
Fingertip Auxiliary Hydraulics Control	—	Std	Std	Std	Std	Std	Std	Std	Std	Std	Std	Std
Hydraulic System Pressure	3,000 psi	3,300 psi	3,500 psi	3,500 psi	3,500 psi	3,500 psi	3,500 psi	3,500 psi	3,500 psi	3,500 psi	3,500 psi	3,500 psi
Hydraulic Standard Flow	9.8 gpm (37.1 L/min.)	16.7 gpm (63.2 L/min.)	17.1 gpm (64.7 L/min.)	17.1 gpm (64.7 L/min.)	17.1 gpm (64.7 L/min.)	17.1 gpm (64.7 L/min.)	23.0 gpm (87.1 L/min.)	23.0 gpm (87.1 L/min.)	23.0 gpm (87.1 L/min.)	23.0 gpm (87.1 L/min.)	23.0 gpm (87.1 L/min.)	23.0 gpm (87.1 L/min.)
Hydraulic High Flow (optional)	—	—	26.7 gpm (101.1 L/min.)	26.7 gpm (101.1 L/min.)	26.7 gpm (101.1 L/min.)	26.7 gpm (101.1 L/min.)	30.5 gpm (115.5 L/min.)	30.5 gpm (115.5 L/min.)	30.5 gpm (115.5 L/min.)	36.6 gpm (138.5 L/min.)	36.6 gpm (138.5 L/min.)	36.6 gpm (138.5 L/min.)
Pressure Release Hydraulic Quick Couplers	—	Std	Std	Std	Std	Std	Std	Std	Std	Std	Std	Std
Speed Management	—	Included with SJC Option (see attachment section for details)									Std	Std

Specifications



	S70	S450	S550	S570	S590	S595
A	120.1 in. (3051 mm)	140.1 in. (3559 mm)	149.1 in. (3787 mm)	153.6 in. (3901 mm)	153.6 in. (3901 mm)	153.6 in. (3901 mm)
B	71.4 in. (1814 mm)	77.8 in. (1976 mm)	77.8 in. (1972 mm)	77.8 in. (1972 mm)	77.8 in. (1972 mm)	77.8 in. (1972 mm)
C	25°	23°	24°	24°	24°	24°
D	5.5 in. (141 mm)	8.4 in. (213 mm)	7.3 in. (185 mm)	7.3 in. (185 mm)	7.3 in. (185 mm)	7.3 in. (185 mm)
E	28.4 in. (722 mm)	35.4 in. (899 mm)	42.6 in. (1082 mm)	42.6 in. (1082 mm)	42.6 in. (1082 mm)	42.6 in. (1082 mm)
F	75.6 in. (1925 mm)	98.4 in. (2499 mm)	104.6 in. (2657 mm)	104.6 in. (2657 mm)	104.6 in. (2657 mm)	104.6 in. (2657 mm)
G	97.3 in. (2472 mm)	124.9 in. (3173 mm)	133 in. (3378 mm)	133 in. (3378 mm)	133 in. (3378 mm)	133 in. (3378 mm)
H	25°	28°	30°	30°	30°	30°
I	76.1 in. (1934 mm)	84.9 in. (2166 mm)	86.8 in. (2205 mm)	91.3 in. (2319 mm)	91.3 in. (2319 mm)	91.3 in. (2319 mm)
J	15.8 in. (400 mm)	20.8 in. (528 mm)	17 in. (432 mm)	32.6 in. (828 mm)	32.6 in. (828 mm)	32.6 in. (828 mm)
K	94.5 in. (2399 mm)	109.5 in. (2781 mm)	114.5 in. (2908 mm)	119 in. (3023 mm)	119 in. (3023 mm)	119 in. (3023 mm)
L	34°	40°	42°	42°	42°	42°
M	97°	91°	97°	97°	97°	97°
N	36 in. (914 mm)	62 in. (1575 mm)	68 in. (1727 mm)	68 in. (1727 mm)	68 in. (1727 mm)	68 in. (1727 mm)
O	58.7 in. (1491 mm)	76.4 in. (1941 mm)	80 in. (2032 mm)	79.7 in. (2024 mm)	79.7 in. (2024 mm)	79.7 in. (2024 mm)
P	29.6 in. (752 mm)	48.1 in. (1222 mm)	54.1 in. (1374 mm)	54.1 in. (1374 mm)	55.5 in. (1410 mm)	55.5 in. (1410 mm)
Q	35.5 in. (9901 mm)	58.6 in. (1488 mm)	64.7 in. (1643 mm)	64.7 in. (1643 mm)	65.2 in. (1656 mm)	65.2 in. (1656 mm)

	S630	S650	S740	S770	S850	A770
A	155.5 in. (3950 mm)	158.5 in. (4026 mm)	166.6 in. (4232 mm)	166.6 in. (4232 mm)	178.6 in. (4536 mm)	166.6 in. (4232 mm)
B	81.3 in. (2065 mm)	81.3 in. (2065 mm)	81.3 in. (2065 mm)	81.3 in. (2065 mm)	83.4 in. (2118 mm)	81.3 in. (2065 mm)
C	25°	25°	25°	25°	27°	25°
D	8.1 in. (207 mm)	8.1 in. (207 mm)	8.1 in. (207 mm)	8.1 in. (207 mm)	9.4 in. (240 mm)	8.1 in. (207 mm)
E	45.3 in. (1150 mm)	45.3 in. (1150 mm)	48.3 in. (1227 mm)	48.3 in. (1227 mm)	52.9 in. (1342 mm)	48.3 in. (1227 mm)
F	108.4 in. (2754 mm)	108.4 in. (2754 mm)	114.3 in. (2903 mm)	114.3 in. (2903 mm)	119.3 in. (3030 mm)	114.3 in. (2903 mm)
G	136.8 in. (3474 mm)	136.8 in. (3474 mm)	141.6 in. (3597 mm)	141.6 in. (3597 mm)	147.7 in. (3751 mm)	141.6 in. (3597 mm)
H	31°	31°	32°	32°	31°	32°
I	93.2 in. (2367 mm)	96.3 in. (2447 mm)	104.3 in. (2649 mm)	104.3 in. (2649 mm)	116.2 in. (2951 mm)	104.3 in. (2649 mm)
J	21.4 in. (544 mm)	31.5 in. (800 mm)	31.5 in. (800 mm)	31.5 in. (800 mm)	29.7 in. (754 mm)	31.5 in. (800 mm)
K	121 in. (3073 mm)	124 in. (3149 mm)	132 in. (3353 mm)	132 in. (3353 mm)	144 in. (3657 mm)	132 in. (3353 mm)
L	42°	42°	42°	42°	42°	42°
M	97°	97°	98°	98°	98°	98°
N	74 in. (1880 mm)	74 in. (1880 mm)	74 in. (1880 mm)	74 in. (1880 mm)	80 in. (2032 mm)	74 in. (1880 mm)
O	83.4 in. (2119 mm)	82.9 in. (2106 mm)	85.8 in. (2179 mm)	85.8 in. (2179 mm)	89 in. (2262 mm)	85.8 in. (2179 mm)
P	59.3 in. (1507 mm)	59.3 in. (1507 mm)	59.3 in. (1507 mm)	59.3 in. (1507 mm)	65.1 in. (1652 mm)	61.9 in. (1507 mm)
Q	72.1 in. (1832 mm)	72.1 in. (1832 mm)	72.1 in. (1832 mm)	72.1 in. (1832 mm)	79 in. (2005 mm)	74.7 in. (1832 mm)



**PIONEERING MANEUVERABILITY**  
Bobcat introduced its first compact loader in 1958, and two years later, the world's first skid-steer loader. This created an entire industry of machines that put the power of large equipment in a compact size with unmatched maneuverability.

**OFFERING MORE VERSATILITY**  
In 1970, Bobcat invented the first quick-change attachment system for skid-steer loaders, known as the Bob-Tach mounting system. Today we offer more attachments than anyone in the world, empowering customers to transform all of our machines into multi-tasking attachment carriers and reach higher levels of production.


**ONE TOUGH ANIMAL®**  
All over the world, Bobcat equipment is known for being durable and dependable. By lasting longer and minimizing downtime, we help our customers become as successful as possible.

**HELP WHEN YOU NEED IT**  
With over 50 years of experience and more than 550 locations, we offer the best dealer network in the country for compact equipment. Our dealers offer a quality sales force, dependable parts departments and qualified service technicians, all leading to a quality customer experience.



**A CONSTANT INNOVATOR**  
In the late 1950s, a turkey farmer needed help – so in 1958, we introduced what was to become the world's first skid-steer loader. We created an industry by listening to the needs of the customer. This focus is the same today. In 2000, a superintendent needed help – so we built the world's first Toolcat utility work machine. We continue to be a global leader in innovation by listening to our customers.

- LEADER BY DESIGN**  
Listening to the customer and a pioneering spirit are why Bobcat continues to lead the evolution of compact equipment ...
- 1960** – Invented the **FIRST** true skid-steer loader.
  - 1970** – Invented the **FIRST** attachment mounting system for skid-steer loaders.
  - 1977** – Built the **FIRST** skid-steer loader with no chain adjustments required. Still a Bobcat exclusive.
  - 1981** – Introduced the **FIRST** secondary restraint seat bar.
  - 1983** – The **FIRST** skid-steer loader with a transversely mounted engine. Still a Bobcat exclusive.
  - 1990** – Introduced the **FIRST** compact excavator manufactured in the U.S.
  - 1999** – Introduced the **FIRST** compact track loader with a solid-mounted undercarriage manufactured in the U.S.
  - 2001** – Invented the **FIRST** loader with all-wheel steer and skid-steer capabilities. Still a Bobcat exclusive.
  - 2003** – Revolutionized the way the world works with the invention of the Toolcat line, the world's **FIRST** utility work machines – a cross between a pickup, attachment carrier and utility vehicle. Still a Bobcat exclusive.
  - 2006** – Introduced the **FIRST** utility vehicle with RapidLink™ attachment mounting system.
  - 2008** – Roller Suspension™, the **FIRST** all-steel suspension system, was introduced.
  - 2009** – Launched M-Series compact excavators and loaders.
  - 2011** – The M-Series loader models S850 and T870 became the largest and most powerful in our lineup.
  - 2012** – Bobcat introduced two new sizes of extendable-arm excavator options that are both attachment and clamp-ready.
  - 2013** – The M-Series 500 frame-size loaders replaced the popular S185 and T190 (among many others). This loader size is the most popular in the world and has been for two decades.
  - 2014** – Bobcat launched the 400 frame-size loaders, completing the M-Series line; manufactured its one-millionth loader; introduced its own Tier 4, non-DPF engines; and opened the Bobcat Acceleration Center, a dedicated innovation, testing and technology facility.
  - Today** – There are more Bobcat skid-steer loaders at work around the world than all other brands combined.
  - Today** – Bobcat manufactures more attachments than anyone in the world.
  - Today** – Bobcat is the only company that offers operator training kits for compact equipment.
  - Today** – Bobcat offers a full range of extendable-arm options, three sizes fitting five different excavator models.
  - Today** – Compact track loaders are rapidly becoming the product of choice in many market segments.
  - Today** – Launch of the M2-Series loaders.



BOBCAT TIMELINE



# The Leader in Versatility and Maneuverability



**Skid-steer loaders**



**Compact track loaders**



**All-wheel steer loaders**



**Compact excavators**



**Mini track loaders**



**VersaHANDLER telescopic tool carriers**



**Toolcat utility work machines**



**Utility vehicles**



**Attachments**

NOTE - Where applicable, dimensions are in accordance with ISO standards. Specifications and design are subject to change without notice. Pictures of Bobcat units may show other than standard equipment. All dimensions are given for loaders equipped with standard tires. All dimensions are shown in inches. Respective metric dimensions are enclosed by parentheses. Bobcat Company complies with the requirements of ISO 9001 as registered with BSI.



**Bobcat is a Doosan company.** Doosan is a global leader in construction equipment, power and water solutions, engines, and engineering, proudly serving customers and communities for more than a century. Bobcat®, the Bobcat logo and the colors of the Bobcat machine are registered trademarks of Bobcat Company in the United States and various other countries. ©2017 Bobcat Company. All rights reserved.







## Product Quotation

Quotation Number: 22344D023363

Date: 2017-06-02 07:46:30

Ship to	Bobcat Dealer	Bill To
Division of Natural Resources Pipestem State Park Attn: Superintendent 3405 Pipestem Drive Pipestem, WV 25979	Bobcat of Tazewell P.O. BOX 370 NORTH TAZEWEEL VA 24630 Phone: (276) 988-7563 Fax: (276) 988-7564 Contact: Terry Fuller E Mail: bobcatsales@comcast.net	Division of Natural Resources Pipestem State Park Attn: Superintendent RR 20 Box 150 Pipestem, WV 25979

Description	Part No	Qty	Price Ea.	Total
<b>S850 T4 Bobcat Skid-Steer Loader</b> <b>100 HP Turbo Tier 4 Diesel Engine</b> <b>2-Speed Travel</b> Air Intake Heater (Automatically Activated) Auxiliary Hydraulics: Variable Flow Backup Alarm, Bob-Tach Bobcat Interlock Control System (BICS) Controls: Bobcat Standard Controls with Power Assist Engine/Hydraulic Systems Shutdown , Horn Instrumentation: Engine Temp and Fuel Gauges, Hourmeter, RPM and Warning Lights	M0289	1	\$69,065.00	\$69,065.00
Lift Arm Support, Lift Path: Vertical Lights, Front & Rear, Operator Cab Includes: Adjustable Suspension Seat, Top & Rear Windows, Seat Bar & 3-Point Seat Belt Roll Over Protective Structure (ROPS) meets SAE-J1040 & ISO 3471, Falling Object Protective Structure (FOPS) meets SAE-J1043 & ISO 3449, Level I; (Level II is available through Bobcat Parts) <b>Parking Brake: Spring Applied, Pressure Released (SAPR), Tires: 14-17.5 14 PR Bobcat Heavy Duty Warranty: 12 Months, Unlimited Hours</b>				
<b>O51 Option Package</b> <b>Hyd Power Bob-Tach for attachments</b>	M0289-P01-O51	1	\$1,578.00	\$1,578.00
<b>Accessories Package</b>				
<b>Selectable Joystick Controls (SJC)</b>	M0289-R01-C04	1	\$945.00	\$945.00
<b>High Flow Hydraulics</b>	M0289-R03-C03	1	\$1,883.00	\$1,883.00
<b>Air Ride Seat</b>	M0289-R05-C12	1	\$314.00	\$314.00
<b>Attachment Control Kit</b>	M0289-R28-C02	1	\$205.00	\$205.00
<b>80" C/I Heavy Duty Bucket</b>	6726344	1	\$1,641.00	\$1,641.00
--- <b>Bucket Spill Guard , Standard</b>	7196474	1	\$335.00	\$335.00
--- <b>Bolt-On Cutting Edge, 80"</b>	6718008	1	\$171.00	\$171.00
--- <b>Bolt-On Teeth (8)</b>	6737322	8	\$22.00	\$176.00
Total of Items Quoted				<b>\$76,313.00</b>
Discount				Mun & State Discount Skid Loaders #1818 <b>(\$26,913.00)</b>
Quote Total - US dollars				<b>\$49,400.00</b>

### Notes:

All prices subject to change without prior notice or obligation. This price quote supersedes all preceding price quotes.  
Customer must exercise his purchase option within 30 days from quote date.

Customer Acceptance:

Purchase Order: \_\_\_\_\_

Authorized Signature:

Print: \_\_\_\_\_ Sign: \_\_\_\_\_ Date: \_\_\_\_\_