



West Virginia Purchasing Division

2019 Washington Street, East
Charleston, WV 25305
Telephone: 304-558-2306
General Fax: 304-558-6026
Bid Fax: 304-558-3970

The following documentation is an electronically-submitted vendor response to an advertised solicitation from the *West Virginia Purchasing Bulletin* within the Vendor Self-Service portal at ***wvOASIS.gov***. As part of the State of West Virginia's procurement process, and to maintain the transparency of the bid-opening process, this documentation submitted online is publicly posted by the West Virginia Purchasing Division at ***WVPurchasing.gov*** with any other vendor responses to this solicitation submitted to the Purchasing Division in hard copy format.

Header

 List View

- General Information**
- Contact
- Default Values
- Discount
- Document Information

Procurement Folder: 40818

SO Doc Code: CRFQ

Procurement Type: Central Master Agreement

SO Dept: 0803

Vendor ID: 

SO Doc ID: DOT1500000015

Legal Name: ELECTRONIC COMMUNICATIONS OF WV INC

Published Date: 1/2/15

Alias/DBA:

Close Date: 1/29/15

Total Bid: \$0.00

Close Time: 13:30

Response Date: 

Status: Closed

Response Time:

Solicitation Description:

Total of Header Attachments: 0

Total of All Attachments: 0



Purchasing Division
 2019 Washington Street East
 Post Office Box 50130
 Charleston, WV 25305-0130

**State Of West Virginia
 Solicitation Response**

Proc Folder : 40818
Solicitation Description : LED LIGHTBARS
Proc Type : Central Master Agreement

Date issued	Solicitation Closes	Solicitation No	Version
	2015-01-29 13:30:00	SR 0803 ESR01281500000001811	1

VENDOR

000000201873
 ELECTRONIC COMMUNICATIONS OF WV INC

FOR INFORMATION CONTACT THE BUYER

Misty Delong
 (304) 558-8802
 misty.m.delong@wv.gov

Signature X **FEIN #** **DATE**

All offers subject to all terms and conditions contained in this solicitation

Line	Comm Ln Desc	Qty	Unit Issue	Unit Price	Ln Total Or Contract Amount
1	Whelen Justice Lightbar, or equal		EA	\$788.99	

Comm Code	Manufacturer	Specification	Model #
39111706			

Extended Description :	Whelen Justice Lightbar, JE2AMB (8) CON3, or equal
-------------------------------	----------------------------------------------------



SALES QUOTATION

ELECTRONIC COMMUNICATIONS OF WV INC

TOTAL COMMUNICATIONS SALES and SERVICE

January 29, 2015

408 Old Goff Mountain Road
Cross Lanes WV 25313
304-776-4091 phone, 304-776-7092 fax
Toll Free in WV 800-570-4091

QUOTED TO:

Purchasing Division
2019 Washington Street East
P.O. Box 50130
Charleston WV 25303-0130
Buyer Misty Delong

SHIPPED TO:

West Virginia Division Of Highways
Various Locations
P. O. Box 610
Buckhannon WV 26201

SALESPERSON	QUOTE #	SHIPPING METHOD	SHIPPING TERMS	DELIVERY DATE	PAYMENT TERMS
Tim Ford	10470	Standard	FOB	15 days Aro	Net 30



ITEM #	QTY	DESCRIPTION	CONTRACT PRICE	CONTRACT EXTENDED
1	1	Whelen Justice JE2AMB Competitor Series 6 LED corners Modules 8 CON3 LED inboard Modules, Standard Mount Kit , Power And Function Cableing and Clear Outer Domes	788.99	788.99

SUBTOTAL	\$788.99
WV Sales Tax	0.00
TOTAL	\$788.99

WHELEN[®]
MANUFACTURED IN AMERICA

JUSTICE[®]
Super-LED[®] SERIES LIGHTBARS

Official Warning Lights
of NASCAR[®]



WHELEN® JUSTICE® SERIES

High performance, cost competitive Super-LED® lightbar with a range of options, designed for ease of operation, upgrade and serviceability. Available in Competitor™ and programmable WeCan® Series, plus NFPA certification and a Tow Bar version.

ALL JUSTICE SERIES FEATURE:

- Clear outer lens standard with a moisture resistant compression fit gasket. Optional color lenses available
- Four corner Linear Super-LED modules provide full 360 degree coverage, for SAE J845 Class 1 certification
- Corners are available with 6 or 9 diode Super-LED modules
- Optional LIN6™ or CON3™ lighthouse modules. CON3 has removable optic spreading filters for outer sections
- Center section available with optional single LIN6, CON3 or two LTR3™s (for split color center section)
- Black polycarbonate base on an extruded aluminum platform for added strength
- Adjustable mount foot allows the lightbar to be mounted parallel to the street surface, no matter the shape of the vehicle roof
- Standard passenger side cable, driver side optional
- Service oriented lightbar allows easy access:
 - Upgrade or service lightbar right in the field
 - Remove four screws to access any section of the lightbar
 - Change colors
 - Lighthouse replacement is as simple as removing one screw and single connector
- Five year HDP® Heavy-Duty Professional warranty on LEDs
- All Justice models are 12" wide and only 2-1/4" high (without mounting feet) in four standard lengths of: 44", 50-1/8", 56-1/4" and 62-3/8", plus a 62-3/8" Wrecker Bar (see Tow Brochure)
- Optional LED brake/tail/turn and Traffic Advisors™ with or without control head available



Justice lightbars turned off have a stealth look



44" Justice lightbar mounting foot shown mounted on a vehicle roof

JC & JE Competitor Series with four corner Linear-LED® modules offering front, rear and all bar operational control of lightbar.

Justice JC Extended corner module with 9 diodes per module

Justice JE Standard corner module with 6 diodes per module

- Standard current switching with Scan-Lock™ flash patterns and pattern override feature
- Choose from LIN6, LTR3 or CON3 lighthouse modules with removable optic spreading filters, for your inboard lighthoods
- Optional LR11 Super-LED alley or take-down lights with 15° horizontal adjustment
- Optional flasher to allow take-down lights to steady-burn or flash
- Competitor Series also offers a 62" wrecker bar with standard rear work and brake/tail/turn lights
- Optional Traffic Advisor cable for use with CenCom Sapphire™ or CanTrol®, or cable with Traffic Advisor control head

SCANLOCK™

WE CAN JV/JY Series Programmable Lightbars

An external interface unit, the WeCan Electronic Control Module (ECM), communicates all lightbar operating functions via a 2 conductor, 20 gauge cable. This small cable provides easier overall wiring and lightbar installation. Up to eighteen different programmed warning configurations can be operated using customer supplied switching to each of eighteen input wires to the ECM (default program pre-installed).

Justice JV Extended corner module with 9 diodes per module

Justice JY Standard corner module with 6 diodes per module

All functions are programmed easily by your computer via simple "pick & click, or drag" screens. Windows® based 2000, XP or later operating system required. USB input to the ECM from PC or laptop makes programming easy. Once the ECM is programmed, selection of these wires will allow:

- Complete independent flash pattern and "On" or "Off" phase control of each individual lighthouse
- Low current switching with multiple flash patterns
- Four phases for alternating, simultaneous and combination flash patterns
- Cruise light control with multiple adjustable intensity levels
- Independent Hi/Low control is available to any inboard Super-LED warning lighthouse
- WeCan offers built-in Traffic Advisor™ with independent (sequential) control of the traffic arrow functions (left, right, split) without a dedicated Traffic Advisor control head
- **New** Optional WCC9 WeCan 6 button and slide switch control head with 10 dip switch selectable switching configuration
- Optional 15° horizontal adjustable LR11 Super-LED flashing take-downs and alley lights
- Choose from LIN6, LTR3 or CON3 lighthouse modules with removable optic spreading filters, for your inboard lighthoods

Optional WCC9 WeCan Controller



Electronic Control Module



Laptop or PC is used to configure control of the lightbar

WeCan program installs into your computer via CD



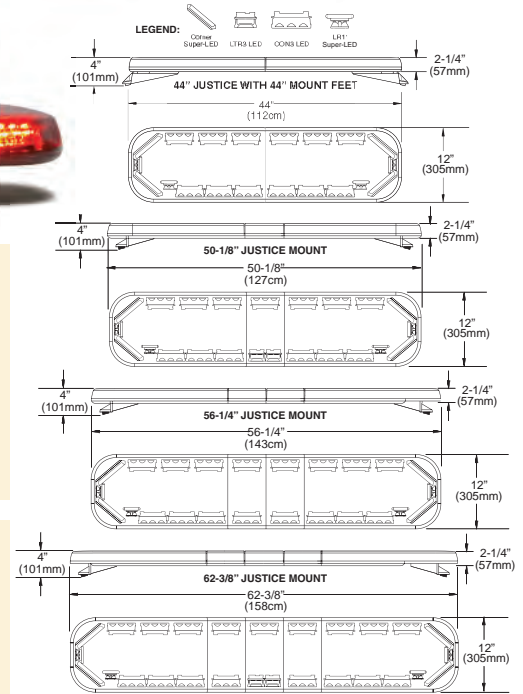
"No one can control your lightbar like"

WE CAN

LIGHTBARS



JUSTICE DIMENSIONS & LIGHTHEAD POSITION DIAGRAM



NFPA Justice® Super-LED® Series, ZONE "A" UPPER

Same features as Justice Series but NFPA 1901 compliant. Contact us for our "NFPA 1901 Specification Lighting Packages" booklet. This booklet details complete packages and zone packages meeting NFPA 1901 requirements. Each lighting package includes a "Certificate of Compliance with NFPA 1901". Contact the factory for more information.

JE2NFPA 56-1/4" Four Red corner Linear-LEDs, six front CON3s (4 Red & 2 White)

JEONFPA 62-3/8" Four Red corner Linear-LEDs, six front CON3s (4 Red & 2 White)

Mini Justice JY Series, This compact, low profile 22" version of the popular Justice lightbar has 4 corner Linear6™ Super-LEDs. Ideal for applications where full-size lightbars just won't work.

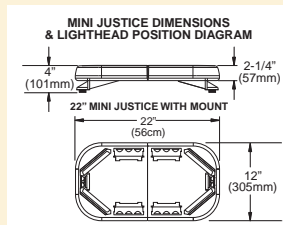
- Four corner modules standard. Options include: four CON3™ Super-LED modules with optical spreaders, LTR3™ Super-LED modules & LR11 take-down/alley lights
- Magnetic and magnetic/suction mount has ten-foot cord, cigar plug with On/Off switch and LED "On" indicator plus Scan-Lock™ flash pattern switch
- Permanent mount models include 15' cable
- Multiple Scan-Lock flash patterns
- Weight: 20 lbs

MJY**P 22" Permanent mount**

MJY**M 22" Magnetic mount**

MJY**V 22" Magnetic/suction mount**

The use of any magnetic or magnetic/suction mounted warning beacon on the outside of a moving vehicle is not recommended and is at the sole risk of the user.



Model MJYBRRM shown with four optional CON3 Super-LED modules.

Ten foot straight cord with cigar plug with switches for On/Off function and Scan-Lock flash pattern control.

JUSTICE SERIES SPECIFICATIONS

WeCan® Models	Competitor™ Models	NFPA	Mini Justice	Voltage	Amp Draw (base model)	Number & Type of Corner Modules	Super-LEDs per Corner Module	Maximum Number of Additional Modules	Mounts	Dimensions in inches (mm/cm)	
JV4 / JY4	-	-	-	12.8	3.2 @ 13.6	4 Linear-LED®	9 on JV Series	18	Requires Optional Mounting Kits	44 (112cm)	
JV8 / JY8	-	-	22					50-1/8 (127cm)			
JV2 / JY2	-	-	24					56-1/4 (143cm)			
JV0 / JY0	-	-	24					62-3/8 (158cm)			
-	JC4 / JE4	-	-				9 on JC Series	18		44 (112cm)	
-	JC8 / JE8	-	-					22		50-1/8 (127cm)	
-	JC2 / JE2	-	-					24		56-1/4 (143cm)	
-	JC0 / JE0	-	-					24		62-3/8 (158cm)	
-	-	JE2NFPA	-				9 on corners / 3 on inboards (6 each standard)	10		56-1/4 (143cm)	
-	-	JEONFPA	-					12		62-3/8 (158cm)	
-	-	-	MJY****P					6		4	22 (56cm)
-	-	-	MJY****M								
-	-	-	MJY****V								

* Replace symbol (*) in color code on all models with lens or LED color desired: A=Amber; B=Blue; C=Clear; G=Green; R=Red

JUSTICE® LIGHTBAR OPTIONS

All the options you need to customize your lightbar. With Justice's modular design, you can add options now, and more at a later date

JUSTICE Super-LED® LIGHTBARS OPTIONS	Justice Option Model	WeCan® JV & JY Series								Competitor™ JE & JC Series								NFPA		Mini M.JY Series		
		JV4***	JV8***	JV2***	JV0***	JY4***	JY8***	JY2***	JY0***	JE4***	JE8***	JE2***	JE0***	JC4***	JC8***	JC2***	JC0***	JE2NFPA	JE0NFPA	MJY***P	MJY***M	MJY***V
One CON3™	JDC*	✓	✓	✓	✓	✓	✓	✓	✓	✓	✓	✓	✓	✓	✓	✓	✓	✓	✓	✓	✓	✓
One LTR3™, only for use with take-down lights	JDH*	-	-	-	-	-	-	-	-	-	-	-	-	-	-	-	-	-	-	✓	✓	✓
One LTR3, for use in center section only	JDH*	✓	✓	✓	✓	✓	✓	✓	✓	✓	✓	✓	✓	✓	✓	✓	✓	✓	✓	-	-	-
Four LR11 Super-LED's, two steady-burn take-down and two steady-burn alley lights, for permanent models only †	MJTDALL1	-	-	-	-	-	-	-	-	-	-	-	-	-	-	-	-	-	-	✓	-	-
One LIN6™	JDL*	✓	✓	✓	✓	✓	✓	✓	✓	✓	✓	✓	✓	✓	✓	✓	✓	✓	✓	-	-	-
One DUO™ LIN6 for use in rear of bar as a DUO Traffic Advisor™	JDL#	✓	✓	✓	✓	✓	✓	✓	✓	-	-	-	-	-	-	-	-	-	-	-	-	-
Two LR11 Super-LED flashing alley lights †	JALF1	✓	✓	✓	✓	✓	✓	✓	✓	-	-	-	-	-	-	-	-	-	-	-	-	-
Two LR11 Super-LED steady-burn alley lights †	JHALF1	-	-	-	-	-	-	-	-	✓	✓	✓	✓	✓	✓	✓	✓	✓	✓	-	-	-
Two LR11 Super-LED flashing take-down lights †	JTLS1	✓	✓	✓	✓	✓	✓	✓	✓	-	-	-	-	-	-	-	-	-	-	-	-	-
Two LR11 Super-LED steady-burn take-down lights †	JHTLS2	-	-	-	-	-	-	-	-	✓	✓	✓	✓	✓	✓	✓	✓	✓	✓	-	-	-
Two flashing LR11 Super-LED's in alley light positions †	JDLF**	✓	✓	✓	✓	✓	✓	✓	✓	-	-	-	-	-	-	-	-	-	-	-	-	-
One LR11 Super-LED flashing take-down light, for single center section †	JCTLS1	✓	✓	✓	✓	✓	✓	✓	✓	-	-	-	-	-	-	-	-	-	-	-	-	-
Two LR11 Super-LED flashing take-down lights, for two center sections †	JCTLS12	✓	✓	✓	✓	✓	✓	✓	✓	-	-	-	-	-	-	-	-	-	-	-	-	-
One Dual LR11 Super-LED flashing take-down lights, for single center section †	JCTLS1D	✓	✓	✓	✓	✓	✓	✓	✓	-	-	-	-	-	-	-	-	-	-	-	-	-
One super high intensity LED take-down, for center section of a 50" lightbar	JTDLED1	✓	✓	✓	✓	✓	✓	✓	✓	-	-	-	-	-	-	-	-	-	-	-	-	-
Two super high intensity LED take-down lights	JTDLED2	✓	✓	✓	✓	✓	✓	✓	✓	-	-	-	-	-	-	-	-	-	-	-	-	-
Two LR11 Super-LED center-mounted steady-burn take-down lights for two center sections †	JHCTLS1	-	-	-	-	-	-	-	-	✓	✓	✓	✓	✓	✓	✓	✓	✓	✓	-	-	-
One Dual LR11 Super-LED take-down light, for single center section †	JHCTLS1D	-	-	-	-	-	-	-	-	✓	✓	✓	✓	✓	✓	✓	✓	✓	✓	-	-	-
Four LR11 Super-LEDs, two steady-burn take-down and two steady-burn alley lights †	JHTDALL1	-	-	-	-	-	-	-	-	✓	✓	✓	✓	✓	✓	✓	✓	✓	✓	-	-	-
Four LR11 Super-LED, two center-mounted steady-burn take-down and two steady-burn alley lights for two center sections †	JHCTAL1	-	-	-	-	-	-	-	-	✓	✓	✓	✓	✓	✓	✓	✓	✓	✓	-	-	-
Four LR11 Super-LED, One Dual LR11 center-mounted steady-burn take-down light, for single center section and two steady-burn alley lights †	JHCTAL1D	-	-	-	-	-	-	-	-	✓	✓	✓	✓	✓	✓	✓	✓	✓	✓	-	-	-
Two super high intensity LED work lights	JWLED2	✓	✓	✓	✓	✓	✓	✓	✓	-	-	-	-	-	-	-	-	-	-	-	-	-
Flasher for flashing take-down or flashing work lights, please specify	JHFLASH	-	-	-	-	-	-	-	-	✓	✓	✓	✓	✓	✓	✓	✓	✓	✓	-	-	-
Two Super-LED external alley lights, for standard end section	JXALF1L	✓	✓	✓	✓	✓	✓	✓	✓	-	-	-	-	-	-	-	-	-	-	-	-	-
Two Super-LED's in external alley light positions, for standard end section	JXALF**L	✓	✓	✓	✓	✓	✓	✓	✓	-	-	-	-	-	-	-	-	-	-	-	-	-
Two LED Brake/Turn/Tail lights	JBTLED	✓	✓	✓	✓	✓	✓	✓	✓	-	-	-	-	-	-	-	-	-	-	-	-	-
Two LED Brake/Tail/Turn lights	JHBTLED	-	-	-	-	-	-	-	-	✓	✓	✓	✓	✓	✓	✓	✓	✓	✓	-	-	-
Two Wire Control Traffic Advisor, standard feature if appropriate number lighthoods purchased	JTA2W	✓	✓	✓	✓	✓	✓	✓	✓	-	-	-	-	-	-	-	-	-	-	-	-	-
Traffic Advisor, includes internal and external harness and TACTLD1, lighthoods purchased separately, when purchased with lightbar only. For use with CON3 center module only.	JTACNTL	✓	✓	✓	✓	✓	✓	✓	✓	✓	✓	✓	✓	✓	✓	✓	✓	✓	✓	-	-	-
Traffic Advisor includes internal and external harness, for use with CCSRNTA3, lighthoods purchased separately, when purchased with lightbar only. For CON3 center module only.	JTACBL	✓	✓	✓	✓	✓	✓	✓	✓	-	-	-	-	-	-	-	-	-	-	-	-	-
Substitute WCC9 WeCan controller for WeCan electronic control point module, when purchased with WeCan JV & JY Series lightbars only	WCC9SUB	✓	✓	✓	✓	✓	✓	✓	✓	-	-	-	-	-	-	-	-	-	-	-	-	-
Delete WeCan control point, for use with JV & JY Series & Competitor Series Plus lightbars only	DELWCCP	✓	✓	✓	✓	✓	✓	✓	✓	✓	✓	✓	✓	✓	✓	✓	✓	✓	✓	-	-	-
Driver Side Cable Exit, in place of Passenger Side	JDSCBL	✓	✓	✓	✓	✓	✓	✓	✓	✓	✓	✓	✓	✓	✓	✓	✓	✓	✓	-	-	-
Bulk package of 18 Justice Series lightbars, in place of standard individually boxed lightbars	JBULK18	✓	✓	✓	✓	✓	✓	✓	✓	✓	✓	✓	✓	✓	✓	✓	✓	✓	✓	-	-	-

LEGEND: ✓ = Available * Replace symbol (*) in color code on all models with lens color desired: A=Amber; B=Blue; C=Clear; G=Green; R=Red
 † LR11 with 15° horizontal adjustment



JY8RRBB with optional CON3 Traffic Advisor



JCTLS12
Two LR11 flashing take-down lights for two center sections



JCTLS1
One LR11 flashing take-down lights for center section



LIN6 Module



CON3 Module



Two LTR3 Modules



JTDLED2 two flashing take-downs or JWLED2 two worklights



Optional WCC9 WeCan Controller, JV/JY only



JDLF** Two LR11 flashing color modules in alley light position
 JXALF1L Two external flashing alley lights



JXALF**L Two flashing color modules in external alley light position
 JALF1 Two LR11 flashing alley lights

WHELEN®
 ENGINEERING COMPANY, INC.
 51 Winthrop Road, Chester, CT 06412-0684
 860-526-9504 • Fax 860-526-4078 • whelen.com
 ISO 9001 Registered QMS

Whelen Engineering reserves the right to upgrade and improve products without prior notice.
 NASCAR® is a registered trademark of the National Association for Stock Car Auto Racing, Inc.
 © 2014 Whelen Engineering Company, Inc. Printed in U.S.A. Code 12224C 072514