

State of West Virginia
General Services Division

Bird Deterrent Netting for House & Senate Balconies
Project No. GSD126402

GENERAL SERVICES DIVISION
Bird Deterrent Netting for House & Senate Balconies
WV State Capitol Complex
BID OR PROPOSAL

INTERNATIONAL BIRD CONTROL SYSTEMS, INC. dba BIRDMASTER
NAME OF BIDDER

13 LINNELL CIRCLE BILLERICA, MA 01821
ADDRESS OF BIDDER

978.538.5706
PHONE NUMBER

04-3159905
WV CONTRACTOR'S LICENSE NUMBER

We, the undersigned, having examined the site and being familiar with the local conditions affecting the cost of the work and also being familiar with the general conditions to bidders and specifications, hereby propose to furnish all materials, equipment, and labor to complete all work in a workmanlike manner, as described in the Bidding Documents.

BASE BID: All labor, materials and equipment to install bird deterrent netting on the House and Senate balconies.

BASE BID AMOUNT (A)

Twenty Eight Thousand Six Hundred

SIXTY THREE & ^{XX}/₁₀₀ (\$ 28,663)
(Total to be written in figures and words.)

The Bidder, if successful and awarded the contract, agrees that all work is to be complete within 60 consecutive calendar days following issuance of the OWNER'S written notice to proceed. For each calendar day of delay in achieving completion, the Contractor shall be liable for, and shall pay the OWNER liquidated damages in the amount of \$1000.00 per day.

RECEIVED

SEP 21 A 9:34

GENERAL SERVICES DIVISION
STATE OF WEST VIRGINIA

State of West Virginia
General Services Division

Bird Deterrent Netting for House & Senate Balconies
Project No. GSD126402

No work shall be performed prior to receipt of a signed Purchase Order and Notice to Proceed issued by the Owner. Any materials contracted for prior to the receipt of the OWNER'S written Notice to Proceed shall be at the Bidder's risk.

RESPECTFULLY SUBMITTED:

DATE: 9/6/11

WV VENDOR NUMBER: _____

BY: Laurie Stuckey
(Signature in ink)

TITLE: OFFICE MANAGER

FIRM NAME: INTERNATIONAL BIRD CONTROL SYSTEMS, INC. dba BIRD MASTER

ADDRESS: 13 LINDALL CIRCLE

CITY/STATE/ZIP: BILLERICA, MA 01821

CONTACT PERSON: John PAGE

CONTACT PHONE: 978.528.5706

CONTACT FAX: 978.528.5709

CONTACT EMAIL: SALES@BIRDMASTER.COM

Agency _____
REQ.P.O# _____

BID BOND

KNOW ALL MEN BY THESE PRESENTS, That we, the undersigned, _____
of _____, _____, as Principal, and _____
of _____, _____, a corporation organized and existing under the laws of the State of _____
with its principal office in the City of _____, as Surety, are held and firmly bound unto the State
of West Virginia, as Obligee, in the penal sum of _____ (\$ _____) for the payment of which,
well and truly to be made, we jointly and severally bind ourselves, our heirs, administrators, executors, successors and assigns.

The Condition of the above obligation is such that whereas the Principal has submitted to the Purchasing Section of the
Department of Administration a certain bid or proposal, attached hereto and made a part hereof, to enter into a contract in writing for

SEE ATTACHED CHECK

NOW THEREFORE,

- (a) If said bid shall be rejected, or
- (b) If said bid shall be accepted and the Principal shall enter into a contract in accordance with the bid or proposal attached hereto and shall furnish any other bonds and insurance required by the bid or proposal, and shall in all other respects perform the agreement created by the acceptance of said bid, then this obligation shall be null and void, otherwise this obligation shall remain in full force and effect. It is expressly understood and agreed that the liability of the Surety for any and all claims hereunder shall, in no event, exceed the penal amount of this obligation as herein stated.

The Surety, for the value received, hereby stipulates and agrees that the obligations of said Surety and its bond shall be in no way impaired or affected by any extension of the time within which the Obligee may accept such bid, and said Surety does hereby waive notice of any such extension.

IN WITNESS WHEREOF, Principal and Surety have hereunto set their hands and seals, and such of them as are corporations have caused their corporate seals to be affixed hereunto and these presents to be signed by their proper officers, this _____ day of _____, 20_____.

Principal Corporate Seal

(Name of Principal)

By _____
(Must be President or Vice President)

(Title)

Surety Corporate Seal

(Name of Surety)

Attorney-in-Fact

IMPORTANT -- Surety executing bonds must be licensed in West Virginia to transact surety insurance. Raised corporate seals must be affixed, a power of attorney must be attached.

HOLD DOCUMENT UP TO THE LIGHT TO VIEW TRUE WATERMARK

OFFICIAL CHECK

HOLD DOCUMENT UP TO THE LIGHT TO VIEW TRUE WATERMARK

 **Citizens Bank**

057-0012
0115



September 08, 2011

PAY ***\$1,433.40*** DOLLARS

TO THE ***STATE OF WEST VIRGINIA***
ORDER OF _____

MEMO:

5% BIO BOND

Drawer: RBS Citizens, N.A.
Citizens Bank is a division of RBS Citizens, N.A.





AUTHORIZED SIGNATURE



GSD126402



State of West Virginia
DRUG FREE WORKPLACE CONFORMANCE AFFIDAVIT
West Virginia Code §21-1D-5

STATE OF MA

COUNTY OF Middlesex, TO-WIT:

I, LORRAINE STICKNEY, after being first duly sworn, depose and state as follows:

- 1. I am an employee of INTERNATIONAL BIRD CONTROL SYSTEMS, INC. dba BIRDMASTER; and,
(Company Name)
- 2. I do hereby attest that INTERNATIONAL BIRD CONTROL SYSTEMS, INC. dba BIRDMASTER
(Company Name)

maintains a valid written drug free workplace policy and that such policy is in compliance with **West Virginia Code §21-1D-5**.

The above statements are sworn to under the penalty of perjury.

INTERNATIONAL BIRD CONTROL SYSTEMS, INC. dba BIRDMASTER
(Company Name)

By: Lorraine Stickney

Title: OFFICE MANAGER

Date: 9/6/11

Taken, subscribed and sworn to before me this 6th day of September.

By Commission expires March 17 2011

(Seal)

[Signature]
(Notary Public)

THIS AFFIDAVIT MUST BE SUBMITTED WITH THE BID IN ORDER TO COMPLY WITH WV CODE PROVISIONS. FAILURE TO INCLUDE THE AFFIDAVIT WITH THE BID SHALL RESULT IN DISQUALIFICATION OF THE BID.

GSD126402

RFQ No. _____

STATE OF WEST VIRGINIA
Purchasing Division

PURCHASING AFFIDAVIT

West Virginia Code §5A-3-10a states: No contract or renewal of any contract may be awarded by the state or any of its political subdivisions to any vendor or prospective vendor when the vendor or prospective vendor or a related party to the vendor or prospective vendor is a debtor and the debt owed is an amount greater than one thousand dollars in the aggregate.

DEFINITIONS:

"Debt" means any assessment, premium, penalty, fine, tax or other amount of money owed to the state or any of its political subdivisions because of a judgment, fine, permit violation, license assessment, defaulted workers' compensation premium, penalty or other assessment presently delinquent or due and required to be paid to the state or any of its political subdivisions, including any interest or additional penalties accrued thereon.

"Debtor" means any individual, corporation, partnership, association, limited liability company or any other form or business association owing a debt to the state or any of its political subdivisions. "Political subdivision" means any county commission; municipality; county board of education; any instrumentality established by a county or municipality; any separate corporation or instrumentality established by one or more counties or municipalities, as permitted by law; or any public body charged by law with the performance of a government function or whose jurisdiction is coextensive with one or more counties or municipalities. "Related party" means a party, whether an individual, corporation, partnership, association, limited liability company or any other form or business association or other entity whatsoever, related to any vendor by blood, marriage, ownership or contract through which the party has a relationship of ownership or other interest with the vendor so that the party will actually or by effect receive or control a portion of the benefit, profit or other consideration from performance of a vendor contract with the party receiving an amount that meets or exceeds five percent of the total contract amount.

EXCEPTION: The prohibition of this section does not apply where a vendor has contested any tax administered pursuant to chapter eleven of this code, workers' compensation premium, permit fee or environmental fee or assessment and the matter has not become final or where the vendor has entered into a payment plan or agreement and the vendor is not in default of any of the provisions of such plan or agreement.

Under penalty of law for false swearing (*West Virginia Code* §61-5-3), it is hereby certified that the vendor affirms and acknowledges the information in this affidavit and is in compliance with the requirements as stated.

WITNESS THE FOLLOWING SIGNATURE

Vendor's Name: INTERNATIONAL BIRD CONTROL SYSTEMS, INC dba BIRDMASTER

Authorized Signature: *Lorraine Stechny* Date: 9/6/11

State of MA

County of Middlesex, to-wit:

Taken, subscribed, and sworn to before me this 6th day of SEPTEMBER, 2011.

My Commission expires March 17 2011, 20 .

AFFIX SEAL HERE

NOTARY PUBLIC *Carly Jones*



September 6, 2011

Ms. Krista Ferrell
Department of Administration
General Services Division
Building 1
1900 Kanawha Boulevard, East
Charleston, WV 25305

RE: BIRD CONTROL – WEST VIRGINIA HOUSE AND SENATE PORTICOES

Dear Krista:

Please find enclosed a photographic presentation that details how we would install our PermaNet Marble System onto the twin porticoes of the State Capitol. BirdMaster used our PermaNet Marble System on the two courtyard balconies which we installed in October 2010 as a sub-contractor to C & D Waterproofing Corporation. We noted from the discussion at the "walk-thru" that the State would like the installation at the House and Senate porticoes to resemble the 2010 installation at the balconies. BirdMaster has perfected this technique over the last twenty-two years of working on high profile buildings such as the U. S. Supreme Court and U. S. Capitol Building along with four other State Capitols (please see attached Historic Preservation Awards).

Currently, the limestone of the porticoes is in excellent condition considering the age of the building and it is worth noting that our technique involves installing our permanent stainless steel fixtures into mortar joints only. This non-destructive technique is particularly important around the portico column capitals as the upper sections were milled in single pieces which means there are no available mortar joints. We have an installation technique that will overcome this problem and ensure that damage to the limestone does not occur. Our overall plan for the porticoes is complex in order to allow free access to the vault lighting fixtures; however, once installed, it will be very difficult to detect when viewed from ground level.

We understand that each bidder is not required to submit a plan to the State Historic Preservation Office. However, with a project a high profile as this we feel a plan based on Historic Preservation Guidelines will be the best resolution for the problem. We hope we are able to work with the State again on this project.

Sincerely,

John Pace

JP/lis



September 7, 2011

Ms. Krista Ferrell
Department of Administration
General Services Division
Building 1
1900 Kanawha Boulevard, East
Charleston, WV 25305

RE: BUSINESS AND CONTRACTOR'S LICENSING

Dear Krista:

We spoke with Kimberly Hill, Business & Licensing Specialist, West Virginia Secretary of State, on August 24, 2011. Kimberly informed us that a business license and a Contractor's License were not applicable for bird control. The Contractor's License Testing is applicable to trades which require an examination to establish competency disciplines in trades such as plumbing, electrical, etc. There is no examination or licensing required for bird control installation. At Kimberly's instruction, we filed and received a State of Virginia Exemption Certificate, control number 99QU8, attached.

Sincerely,

John Pace

JP/lis

State of West Virginia



Certificate

EXEMPTION CERTIFICATE

An Exemption is hereby issued to: INTERNATIONAL BIRD CONTROL SYSTEMS, INC.


whose address is: 13 LINNELL CIRCLE
BILLERICA, MA 01821 USA

Issue Date: September 1, 2011

Assigned Control number: 99QU8

According to the information supplied in your letter or application, your organization is not required to obtain a Certificate of Authority from the Office of Secretary of State.


West Virginia Code specifically limits activities which do not constitute conducting affairs in this state. Your organizational activity falls under subsection # B9. Should the character or duration of your business change, you may be required to qualify as a foreign entity in the future.


Clerk, Corporations Division



PermaNet
Marble
Location

West Virginia State Capitol
PermaNet Marble™ Layout
House & Senate Porticoes



**THE NEW YORK
LANDMARKS
CONSERVANCY**

In recognition of the outstanding preservation efforts made by

John Pace

for

American Museum of Natural History

**LUCY G. MOSES PRESERVATION
AWARD**

April 21, 2010



Joseph Blum, President

SPECIAL THANKS TO THE MANY INDIVIDUALS AND ORGANIZATIONS WHO MADE THIS REDEDICATION POSSIBLE AND FOR THEIR CONTINUED SUPPORT OF WASHINGTON SQUARE PARK

Capital Masterplan Funding

City of New York, through the Office of the Mayor and the Office of the Deputy Mayor for Economic Development, and the Department of Parks and Recreation, Office of Capital Construction

Design Team

Architecture: HOK Inc., One World Trade Center (100th Street) 10th Floor, New York, NY 10020
 Landscape Architecture: Sasaki Associates, 100 West 30th Street, New York, NY 10001
 Civil/Structural: Skidmore, OWINGS & Merrill, 110 West 30th Street, New York, NY 10001
 Mechanical/Electrical/Plumbing: The Park Group, 110 West 30th Street, New York, NY 10001

Construction Team

General Contractor: The Park Group, 110 West 30th Street, New York, NY 10001
 Subcontractors: The Park Group, 110 West 30th Street, New York, NY 10001
 The Park Group, 110 West 30th Street, New York, NY 10001
 The Park Group, 110 West 30th Street, New York, NY 10001
 The Park Group, 110 West 30th Street, New York, NY 10001
 The Park Group, 110 West 30th Street, New York, NY 10001

Other Team

City of New York, Department of Parks and Recreation, 110 West 30th Street, New York, NY 10001
 City of New York, Department of Parks and Recreation, 110 West 30th Street, New York, NY 10001

© 2010 The Park Group, Inc. All rights reserved.

**WASHINGTON ARCH
REDEDICATION**



Washington Arch, New York, NY 10001
 City of New York, Department of Parks and Recreation



City of New York
 Parks & Recreation
 Maria Berney, Commissioner



**Associated General Contractors
of America**

**2009 LEONIN M. BLACK
RECOGNIZER IN PARTNERSHIP AWARD**


Presented to

John Pace

For his exceptional leadership and commitment to
 the preservation of the City of New York

Robert F. Kennedy Memorial Building

Presented by and on behalf of
 The Associated Builders and Contractors



177th Annual
NEW JERSEY

APRIL 21, 2007 - State House
 Trenton, New Jersey


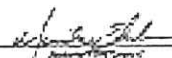
HISTORIC PRESERVATION AWARD

Presented to:

**JOHN PACE
BIRDMASTER**

for:

Newark City Hall Exterior Restoration
 Newark City, Essex County



BirdMaster Historic Preservation Awards



BIRDMASTER
 REDEFINING BIRD CONTROL

THE NEW YORK
LANDMARKS
CONSERVANCY

In recognition of the outstanding preservation efforts made by


Birdmaster

by

New York Public Library

LUCY G. MOSES PRESERVATION AWARD

April 27, 2011


Peg Green, President

Excellence in Historic Preservation 2011
The Preservation League of New York State
presents this award to


Birdmaster

for the historic preservation of

The New York Public Library

in New York City

which demonstrates an outstanding commitment to the
protection of New York State's historic resources


Peg Green, President




Peg Green, President

THE NEW YORK
LANDMARKS
CONSERVANCY

In recognition of the outstanding preservation efforts made by

Birdmaster

by

Church of St. Francis Xavier

LUCY G. MOSES PRESERVATION AWARD

April 27, 2011


Peg Green, President



Massachusetts Preservation Society

100 State Street

Boston, MA 02109

2011-12

July 1, 2011

Ms. Peg Green
Executive Director
Boston, MA 02109

100 State Street

Boston, MA 02109

Please print an original form signed by you or your representative. Thank you.

Sincerely,


Peg Green, President


BirdMaster Historic Preservation Awards



BIRDMASTER
REDEFINING BIRD CONTROL

Prepared by: John Pace
BirdMaster®™
September 3, 2011
Copyright© BirdMaster®™ 2011.
All Rights Reserved

Detail
#1



West Virginia State Capitol
PermaNet Marble™ Layout
House & Senate Porticoes

Architectural extensions into the netting are reinforced to combat abrasion at extension points with stainless steel PermaMesh.



Example of PermaNet & SS PermaMesh reinforcement
UNITED STATES CAPITOL BUILDING PORTICOES (12) 2004/5

Prepared by: John Pace
BirdMaster®
September 3, 2011
Copyright © BirdMaster™ 2011.
All Rights Reserved

PermaNet in a vertical plane
over the face of the column
capitals, frieze &
transitioning to a horizontal
plane under the Portico
ceilings




West Virginia State Capitol
PermaNet Marble™ Layout
House & Senate Porticoes

Example of PermaNet & SS PermaMesh reinforcement
UNITED STATES CAPITOL BUILDING PORTICOES (12) 2004/5

PERMAMESH™

stainless steel wire mesh bird exclusion system

Use where moderate to heavy bird infestation exists.



United States Capitol, Washington, D.C.

BirdMaster™ was selected by the Architect of the Capitol to plan and implement a bird control system on the porticos of our nation's Capitol Building. The porticos which were once a prime target for pigeons, sparrows and starlings are now free of bird infestations.

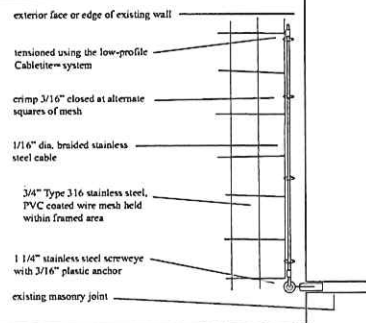
Here are some reasons why PermaMesh™ outperforms the competition:

- Utilizes Type 316 stainless steel, PVC coated.
- Welded 3/4" mesh size, 18 gauge (1.2mm) thickness.
- Anchored with 1/2 inch stainless steel cable clips.
- Custom made to any size and installed without the need for heavy hardware.
- Non-destructive installation, easily reversible.
- Maintenance free. All stainless steel hardware.
- Two year limited warranty. Extended warranties available.

Our PermaMesh™ bird exclusion system can be used along side our polyethylene PermaNet™ system as a reinforcement where abrasive stone contact points would easily damage plastic bird netting.

The rigid PermaMesh™ is also used to eliminate horizontal roosting surfaces such as the tops of wall sconces and beam flanges in parking garages.

PermaMesh™ can also be used on the underside of road bridges and at the base of roof screens where they contact the roof membrane to prevent the birds from roosting within air handling equipment. It is a useful barrier in places where vandalism is an issue.



PermaMesh™, PermaNet™ and BirdMaster™ are trademarks of International Bird Control Systems, Inc.

PERMAMESH™

stainless steel wire mesh bird exclusion system

Use where moderate to heavy bird infestation exists.

The purpose of this contract is to install a wire mesh bird exclusion system on the (Name of building) that will exclude birds (species) from the (state locations).

PART 1: GENERAL

1-1: DESCRIPTION

1-1-1: The contractor shall provide all labor, supplies, equipment, materials, management and supervision to install a wire mesh bird exclusion system on the exterior of the structure to provide for the permanent exclusion of birds generally found infesting man-made structures. The wire mesh system shall not be noticeable from locations where the structure is normally viewed.

1-1-2: Provide the necessary equipment to install the wire mesh system in the sections of the structure indicated on the attached drawing.

PART 2: QUALITY ASSURANCE

2-1: PRODUCT SUBMITTAL

2-1-1: Prior to installation the contractor shall submit samples of all materials to be installed but not limited to:

- 1: Wire mesh 12" x 12"
- 2: Anchors to support framework
- 3: Stainless steel cable
- 4: Wire mesh to framework attachments

2-2: MATERIALS

2-2-1: Wire mesh shall be a Type 316 stainless steel with a 3/4" mesh size with a pvc coating in a matte black finish. The wire thickness shall be 18 gauge (1.2 mm) in diameter.

2-3: INSTALLER QUALIFICATION STANDARD

2-3-1: The installer must provide evidence of at least 3 similar projects in size and complexity which have been performed by the contractor within the previous five years.

2-3-2: The installer must provide individual qualifications and past projects history of each installer who will work on this project.

PART 3: EXECUTION

3-1: PERMAMESH WIRE MESH SYSTEM

3-1-1: Follow manufacturer's instructions for wire mesh installation.

3-1-2: Wire mesh shall be installed taut and flat. All fittings, fasteners and hardware shall be stainless steel. All mesh to structure connections shall be stainless steel cable clips.

3-1-3: Holes to be drilled in mortar joints only where deemed necessary and be no more than 3/16" diameter and 1" deep.

3-1-4: The quoters shall provide a detailed plan of the method, materials and resources to be used in the installation of the wire mesh system.

3-2: PROTECTION AND CLEAN UP

3-2-1: The contractor shall provide protection and maintain conditions in a manner acceptable to the owner which ensures protection of masonry from damage, discoloration, or deterioration during installation of the wire mesh system.

3-2-2: The contractor shall protect work from damage until final acceptance of the project, protect all adjacent construction and finishes from damage due to work performed under this contract.

3-2-3: The contractor shall, at the end of each work day remove all rubbish and discarded materials from the site.

3-3: HOURS OF WORK

3-3-1: The contractor shall submit to the owner not later than five working days after the contract award, a phasing schedule which shows the sequence of work.

3-4: WARRANTY

3-4-1: The contractor shall guarantee workmanship, materials and effectiveness of installation for a period of not less than two years from completion of the contract. Extended warranties available.

3-5: APPROVED INSTALLER

3-5-1: BirdMaster™ Bird Control Systems, 1-800-562-2473 (no substitutions)

PermaMesh™, PermaNet™ and BirdMaster™ are trademarks of International Bird Control Systems, Inc.

PERMANET MARBLE™

Total Bird Exclusion Netting System

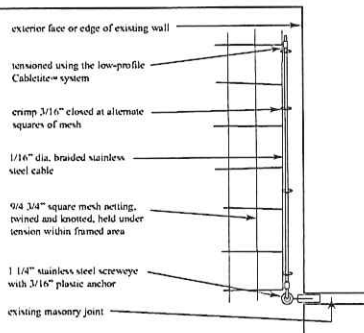
Bird Control Netting engineered to seamlessly blend with marble, granite, limestone and other lighter colored surfaces



*Department of Agriculture, Washington, DC
and New York Public Library, New York, NY.*

BirdMaster's PermaNet Marble bird exclusion netting works well on facades such as marble, granite and limestone, and becomes invisible in front of any white or grey surface.

A BirdMaster PermaNet Marble™ installation is virtually invisible from ground level, thanks to custom made materials and installation experts who know how to use them discreetly. In fact, the average member of a BirdMaster crew trains for two years. That gives us unparalleled experience in designing, fabricating, and installing systems to the exacting requirements of those who can't afford anything less than the best bird control.



Here are some reasons why PermaNet Marble™ outperforms the competition:

- Utilizes the thinnest twine diameter (0.039") with the highest possible strength ratio (33 lbs.).
- BirdMaster's unique Cablette™ system reduces visibility by eliminating unsightly turnbuckles.
- 3/4" square mesh with UV inhibitors.
- Custom made to any size and installed without the need for unsightly seams.
- Non-destructive installation, easily reversible.
- Maintenance free. All stainless steel hardware.
- Two year limited warranty. Extended warranties available.

PERMANET MARBLE™

Total Bird Exclusion Netting System

Bird Control Netting engineered to seamlessly blend with marble, granite, limestone and other lighter colored surfaces

The purpose of this contract is to install a netting system on the (Name of building) that will exclude birds (species) from the (state locations).

PART 1: GENERAL

1-1: DESCRIPTION

1-1-1: The contractor shall provide all labor, supplies, equipment, materials, management and supervision to install netting on the exterior of the building to provide for the permanent exclusion of birds generally found infesting man-made structures. The netting system shall not be noticeable from locations where the building is normally viewed.

1-1-2: Provide the necessary equipment to install bird-netting system in the sections of the building indicated on the attached drawing.

PART 2: QUALITY ASSURANCE

2-1: PRODUCT SUBMITTAL

2-1-1: Prior to installation the contractor shall submit samples of all materials to be installed but not limited to:

- 1: Netting 12" x 12"
- 2: Anchors to support framework
- 3: Stainless steel cable
- 4: Netting to framework attachments

2-2: MATERIALS

2-2-1: Bird netting shall be a 9/4, knotted multi twine, U.V. resistant polyethylene material in a matte black finish. Netting twine shall be a maximum 0.039" in diameter and have a knotted square strength of at least 33lbs, with a maximum 3/4" square mesh size.

2-2-2: The cable framework shall be maximum 1/16" diameter stainless steel and shall be supported by stainless steel reversible screw eyes with an inside eye diameter not exceeding 3/16". Netting to framework connectors shall be stainless steel crimps with a maximum closed inside diameter of 3/16".

2-3: INSTALLER QUALIFICATION STANDARD

2-3-1: The installer must provide evidence of at least 3 similar projects in size and complexity which have been performed by the contractor within the previous five years.

2-3-2: The installer must provide individual qualifications and past projects history of each installer who will work on this project.

PART 3: EXECUTION

3-1: PERMANET MARBLE™ BIRD NETTING SYSTEM

3-1-1: Follow manufacturer's instructions for netting installation.

3-1-2: Netting shall be installed taut and flat within 1/16" diameter stainless steel cable framework. All fittings, fasteners and hardware shall be stainless steel. The stainless steel cable framework shall be supported by stainless steel reversible screw eyes with a maximum inside eye diameter of 3/16". All netting to framework connections shall be stainless steel crimps with a maximum closed inside diameter of 3/16".

3-1-3: Holes to be drilled in mortar joints only where deemed necessary and be no more than 3/16" in diameter and 1" deep.

3-1-4: The contractor shall provide a detailed plan of the method, materials and resources to be used in the installation of the bird netting system.

3-2: PROTECTION AND CLEAN UP

3-2-1: The contractor shall provide protection and maintain conditions in a manner acceptable to the owner which ensures protection of masonry from damage, discoloration, or deterioration during installation of the bird netting system.

3-2-2: The contractor shall protect work from damage until final acceptance of the project, protect all adjacent construction and finishes from damage due to work performed under this contract.

3-2-3: The contractor shall, at the end of each work day remove all rubbish and discarded materials from the site.

3-3: HOURS OF WORK



3-3-1: The contractor shall submit to the owner not later than five working days after the contract award, a phasing schedule which shows the sequence of work.

3-4: WARRANTY

3-4-1: The contractor shall guarantee workmanship, materials and effectiveness of installation for a period of not less than two years from the completion of the contract.

3-5: APPROVED INSTALLER

3-5-1: BirdMaster™ Bird Control Systems, 1-800-562-2473 (no substitution)



BirdMaster PermaNet Marble Installation
Twin Balconies Courtyard
West Virginia State Capitol 2010

Prepared by: John Pace
BirdMaster®™
September 3, 2011
Copyright© BirdMaster®™ 2011.
All Rights Reserved
For evaluation use ONLY
STRICTLY NOT FOR
PUBLICATION OR DUPLICATION

West Virginia State Capitol
PermaNet Marble™ Layout
House & Senate Porticoes





Vault Lighting Fixtures are exposed through PermaNet Marble




Prepared by: John Pace
BirdMaster™
September 3, 2011
Copyright © BirdMaster™ 2011.
All Rights Reserved

Prepared by: John Pace
BirdMaster™
September 3, 2011
Copyright © BirdMaster™ 2011.
All Rights Reserved
For evaluation use ONLY
NOT FOR
REPLICATION OR DUPLICATION


EXAMPLE OF A SIMILAR APPLICATION: Birdmaster used a similar installation technique with PermaNet Marble™ for the Architect of the Capitol at the Russell Senate Office Building, Washington DC

Russell Senate Office Building
Constitution Avenue
Washington DC



Vest Virginia State Capitol
PermaNet Marble™ Layout
House & Senate Porticoes






Upper section of column shaft was carved from a single piece of limestone therefore there are no available mortar joints to install hardware. Therefore Attachment to Column Shafts will be made **WITHOUT** penetration of the limestone as per Historic Preservation Guidelines

PermaNet
Marble
Location

Vault netting configured to leave open panel around lighting fixture to allow unimpeded access



Prepared by: John Pace
BirdMaster®™
September 3, 2011
Copyright© BirdMaster®™ 2011
All Rights Reserved
For evaluation use ONLY
STRICTLY NOT FOR
PUBLICATION OR DUPLICATION

West Virginia State Capitol
PermaNet Marble™ Layout
House & Senate Porticoes