



State of West Virginia  
 Department of Administration  
 Purchasing Division  
 2019 Washington Street East  
 Post Office Box 50130  
 Charleston, WV 25305-0130

### Request for Quotation

RFQ NUMBER  
 DJS010351

PAGE  
 1

ADDRESS CORRESPONDENCE TO ATTENTION OF:  
 TARA LYLE  
 304-558-2544

VENDOR

RFQ COPY  
 TYPE NAME/ADDRESS HERE  
 Longs Security Camera Systems LLC  
 102 38th ST SE  
 Charleston WV 25304

SHIP TO

DIVISION OF JUVENILE SERVICES  
 KENNETH HONEY RUBENSTEIN  
 JUVENILE CENTER  
 141 FORESTRY CAMP ROAD  
 DAVIS, WV  
 26260 304-259-2220

DATE PRINTED 09/21/2011	TERMS OF SALE	SHIP VIA	F.O.B.	FREIGHT TERMS
BID OPENING DATE: 11/01/2011		BID OPENING TIME: 01:30PM		

LINE	QUANTITY	UOP	CAT. NO.	ITEM NUMBER	UNIT PRICE	AMOUNT
0001	1	JB		450-55		
<p>*****            A MANDATORY PRE-BID MEETING IS SCHEDULED FOR 10/06/2011 AT 1:00 PM AT THE RUBENSTEIN CENTER LOCATED AT 141 FORESTRY CAMP ROAD DAVIS, WV 26260.            *****            PLEASE NOTE THE DRUG FREE WORKPLACE AFFIDAVIT AND BID BOND ARE REQUIRED WITH BID SUBMISSION.            *****</p> <p>DELATED EGRESS DOOR LOCK SYSTEM</p> <p>THE WEST VIRGINIA PURCHASING DIVISION FOR THE AGENCY, THE WEST VIRGINIA DIVISION OF JUVENILE SERVICES, RUBENSTEIN CENTER IN DAVIS, WV, IS SOLICITING BIDS TO PROVIDE AND INSTALL DELAYED EGRESS DOOR LOCKS PER THE ATTACHED SPECIFICATIONS.</p> <p>MANDATORY PRE-BID</p> <p>A MANDATORY PRE-BID WILL BE HELD ON 10/06/2011 AT 1:00 PM AT THE RUBENSTEIN CENTER LOCATED AT 141 FORESTRY CAMP ROAD DAVIS, WV 26260. ALL INTERESTED PARTIES ARE REQUIRED TO ATTEND THIS MEETING. FAILURE TO ATTEND THE MANDATORY PRE-BID SHALL RESULT IN DISQUALIFICATION OF THE BID. NO ONE PERSON MAY</p>						



SEE REVERSE SIDE FOR TERMS AND CONDITIONS

SIGNATURE: *Alan E. [Signature]* TELEPHONE: 304-925-0338 DATE: Nov 1 2011  
 TITLE: Owner FEIN: 20-3881880 ADDRESS CHANGES TO BE NOTED ABOVE

WHEN RESPONDING TO RFQ, INSERT NAME AND ADDRESS IN SPACE ABOVE LABELED 'VENDOR'



State of West Virginia  
 Department of Administration  
 Purchasing Division  
 2019 Washington Street East  
 Post Office Box 50130  
 Charleston, WV 25305-0130

### Request for Quotation

RFQ NUMBER  
 DJS010351

PAGE  
 3

ADDRESS CORRESPONDENCE TO ATTENTION OF:  
 TARA LYLE  
 304-558-2544

RFQ COPY

TYPE NAME/ADDRESS HERE

SHIP TO

DIVISION OF JUVENILE SERVICES  
 KENNETH HONEY RUBENSTEIN  
 JUVENILE CENTER  
 141 FORESTRY CAMP ROAD  
 DAVIS, WV  
 26260 304-259-2220

DATE PRINTED 09/21/2011	TERMS OF SALE	SHIP VIA	F.O.B.	FREIGHT TERMS
----------------------------	---------------	----------	--------	---------------

BID OPENING DATE: 11/01/2011 BID OPENING TIME 01:30PM

LINE	QUANTITY	UOP	CAT. NO.	ITEM NUMBER	UNIT PRICE	AMOUNT
<p>TARA LYLE            DEPARTMENT OF ADMINISTRATION            PURCHASING DIVISION            2019 WASHINGTON STREET, EAST            CHARLESTON, WV 25305</p> <p>FAX: 304-558-4115            EMAIL: TARA.L.LYLE@WV.GOV</p> <p>THE MODEL/BRAND/SPECIFICATIONS NAMED HEREIN ESTABLISH THE ACCEPTABLE LEVEL OF QUALITY ONLY AND ARE NOT INTENDED TO REFLECT A PREFERENCE OR FAVOR ANY PARTICULAR BRAND OR VENDOR, VENDORS WHO ARE BIDDING ALTERNATES SHOULD SO STATE AND INCLUDE PERTINENT LITERATURE AND SPECIFICATIONS. FAILURE TO PROVIDE INFORMATION FOR ANY ALTERNATES MAY BE GROUNDS FOR REJECTION OF THE BID. THE STATE RESERVES THE RIGHT TO WAIVE MINOR IRREGULARITIES IN BIDS OR SPECIFICATIONS IN ACCORDANCE WITH SECTION 148-1-4(F) OF THE WEST VIRGINIA LEGISLATIVE RULES AND REGULATIONS.</p> <p>EXHIBIT 5</p> <p>WEST VIRGINIA CODE 21-1D-5 PROVIDES THAT: ANY SOLICITATION FOR A PUBLIC IMPROVEMENT CONSTRUCTION CONTRACT REQUIRES EACH VENDOR THAT SUBMITS A BID FOR THE WORK TO SUBMIT AT THE SAME TIME AN AFFIDAVIT OF COMPLIANCE WITH THE BID. THE ENCLOSED DRUG-FREE WORKPLACE AFFIDAVIT MUST BE SIGNED AND SUBMITTED WITH THE BID AS EVIDENCE OF THE VENDOR'S COMPLIANCE WITH THE PROVISIONS OF ARTICLE 1D, CHAPTER 21 OF THE WEST VIRGINIA CODE. FAILURE TO SUBMIT THE SIGNED DRUG-FREE WORKPLACE AFFIDAVIT WITH THE BID SHALL RESULT IN DISQUALIFICATION OF SUCH BID.</p> <p>NOTICE TO PROCEED: THIS CONTRACT IS TO BE PERFORMED</p>						

REL

SEE REVERSE SIDE FOR TERMS AND CONDITIONS			
SIGNATURE	TELEPHONE	DATE	
TITLE	FEIN	ADDRESS CHANGES TO BE NOTED ABOVE	

WHEN RESPONDING TO RFQ, INSERT NAME AND ADDRESS IN SPACE ABOVE LABELED 'VENDOR'



State of West Virginia  
 Department of Administration  
 Purchasing Division  
 2019 Washington Street East  
 Post Office Box 50130  
 Charleston, WV 25305-0130

### Request for Quotation

RFQ NUMBER
DJS010351

PAGE
4

ADDRESS CORRESPONDENCE TO ATTENTION OF:
TARA LYLE 304-558-2544

RFQ COPY  
 TYPE NAME/ADDRESS HERE

VENDOR

SHIP TO

DIVISION OF JUVENILE SERVICES  
 KENNETH HONEY RUBENSTEIN  
 JUVENILE CENTER  
 141 FORESTRY CAMP ROAD  
 DAVIS, WV  
 26260 304-259-2220

DATE PRINTED	TERMS OF SALE	SHIP VIA	F.O.B.	FREIGHT TERMS
09/21/2011				

BID OPENING DATE: 11/01/2011 BID OPENING TIME 01:30PM

LINE	QUANTITY	UOP	CAT NO.	ITEM NUMBER	UNIT PRICE	AMOUNT
<p>WITHIN 60 CALENDAR DAYS AFTER THE NOTICE TO PROCEED IS RECEIVED, UNLESS OTHERWISE SPECIFIED, THE FULLY EXECUTED PURCHASE ORDER WILL BE CONSIDERED NOTICE TO PROCEED.</p> <p>CANCELLATION: THE DIRECTOR OF PURCHASING RESERVES THE RIGHT TO CANCEL THIS CONTRACT IMMEDIATELY UPON WRITTEN NOTICE TO THE VENDOR IF THE MATERIALS OR WORKMANSHIP SUPPLIED ARE OF AN INFERIOR QUALITY OR DO NOT CONFORM WITH THE SPECIFICATIONS OF THE BID AND CONTRACT HERE IN.</p> <p>WAGE RATES: THE CONTRACTOR OR SUBCONTRACTOR SHALL PAY THE HIGHER OF THE U.S. DEPARTMENT OF LABOR MINIMUM WAGE RATES AS ESTABLISHED FOR TUCKER COUNTY, PURSUANT TO WEST VIRGINIA CODE 21-5A, ET, SEQ. (PREVAILING WAGE RATES APPLY TO THIS PROJECT)</p> <p>ARBITRATION: ANY REFERENCES MADE TO ARBITRATION OR INTEREST FOR PAYMENTS DUE (EXCEPT FOR ANY INTEREST REQUIRED BY STATE LAW) CONTAINED IN THIS CONTRACT OR IN ANY AMERICAN INSTITUTE OF ARCHITECTS DOCUMENTS PERTAINING TO THIS CONTRACT ARE HEREBY DELETED.</p> <p>WORKERS' COMPENSATION: VENDOR IS REQUIRED TO PROVIDE A CERTIFICATE FROM WORKERS' COMPENSATION IF SUCCESSFUL.</p> <p>ALL OF THE ITEMS CHECKED BELOW WILL BE A REQUIREMENT OF THIS CONTRACT:</p> <p>(XX) INSURANCE: SUCCESSFUL VENDOR SHALL FURNISH PROOF OF COMMERCIAL GENERAL LIABILITY INSURANCE PRIOR TO ISSUANCE OF CONTRACT. UNLESS OTHERWISE SPECIFIED IN THE BID DOCUMENTS, THE MINIMUM AMOUNT OF INSURANCE COVERAGE REQUIRED IS \$250,000.</p>						

AEL

SEE REVERSE SIDE FOR TERMS AND CONDITIONS			
SIGNATURE	TELEPHONE	DATE	
TITLE	FEIN	ADDRESS CHANGES TO BE NOTED ABOVE	

WHEN RESPONDING TO RFQ, INSERT NAME AND ADDRESS IN SPACE ABOVE LABELED 'VENDOR'



State of West Virginia  
 Department of Administration  
 Purchasing Division  
 2019 Washington Street East  
 Post Office Box 50130  
 Charleston, WV 25305-0130

### Request for Quotation

RFQ NUMBER
DJS010351

PAGE
5

ADDRESS CORRESPONDENCE TO ATTENTION OF:
TARA LYLE 304-558-2544

VENDOR

RFQ COPY  
 TYPE NAME/ADDRESS HERE

SHIP TO

DIVISION OF JUVENILE SERVICES  
 KENNETH HONEY RUBENSTEIN  
 JUVENILE CENTER  
 141 FORESTRY CAMP ROAD  
 DAVIS, WV  
 26260 304-259-2220

DATE PRINTED	TERMS OF SALE	SHIP VIA	F.O.B.	FREIGHT TERMS
09/21/2011				
BID OPENING DATE: 11/01/2011		BID OPENING TIME 01:30PM		

LINE	QUANTITY	UOP	CAT. NO.	ITEM NUMBER	UNIT PRICE	AMOUNT
AEL						
<p>( ) BUILDERS RISK INSURANCE: SUCCESSFUL VENDOR SHALL FURNISH PROOF OF BUILDERS RISK - ALL RISK INSURANCE IN AN AMOUNT EQUAL TO 100% OF THE AMOUNT OF THE CONTRACT.</p> <p>(XX) BONDS: FIVE PERCENT (5%) OF THE TOTAL AMOUNT OF THE BID PAYABLE TO THE STATE OF WEST VIRGINIA; SHALL BE SUBMITTED WITH EACH BID AS A BID BOND. THE SUCCESSFUL BIDDER SHALL ALSO FURNISH A PERFORMANCE BOND AND LABOR/MATERIAL BOND FOR 100% OF THE AMOUNT OF THE CONTRACT. BONDS MAY BE PROVIDED IN THE FORM OF A CERTIFIED CHECK, IRREVOCABLE LETTER OF CREDIT, OR BOND FURNISHED BY A SOLVENT SURETY COMPANY AUTHORIZED TO DO BUSINESS IN THE STATE OF WEST VIRGINIA. A LETTER OF CREDIT SUBMITTED IN LIEU OF A BOND WILL ONLY BE ALLOWED FOR PROJECTS UNDER \$100,000. PERSONAL OR BUSINESS CHECKS ARE NOT ACCEPTABLE IN LIEU OF THE 5% BID BOND, PERFORMANCE BOND, OR LABOR AND MATERIAL BOND.</p> <p>( ) MAINTENANCE BOND: A TWO (2) YEAR MAINTENANCE BOND COVERING THE ROOFING SYSTEM WILL BE A REQUIREMENT OF THE SUCCESSFUL VENDOR.</p> <p>REV. 11/00</p> <p>EXHIBIT 7</p> <p>DOMESTIC ALUMINUM, GLASS &amp; STEEL IN PUBLIC WORKS PROJECTS</p> <p>IN ACCORDANCE WITH WEST VIRGINIA CODE 5-19-1 ET., SEQ., EVERY CONTRACT FOR CONSTRUCTION, RECONSTRUCTION, ALTERATION, REPAIR, IMPROVEMENT OR MAINTENANCE OF PUBLIC WORKS, WHERE THE COST IS MORE THAN \$50,000 AND, IN THE CASE OF STEEL ONLY, WHERE THE COST OF STEEL IS MORE THAN \$50,000 OR WHERE MORE THAN 10,000 POUNDS OF</p>						

SEE REVERSE SIDE FOR TERMS AND CONDITIONS		
SIGNATURE	TELEPHONE	DATE
TITLE	FERN	ADDRESS CHANGES TO BE NOTED ABOVE

WHEN RESPONDING TO RFQ, INSERT NAME AND ADDRESS IN SPACE ABOVE LABELED 'VENDOR'



State of West Virginia  
 Department of Administration  
 Purchasing Division  
 2019 Washington Street East  
 Post Office Box 50130  
 Charleston, WV 25305-0130

**Request for  
 Quotation**

RFQ NUMBER
DJS010351

PAGE
7

ADDRESS CORRESPONDENCE TO ATTENTION OF:
TARA LYLE 304-558-2544

VENDOR

RFQ COPY  
 TYPE NAME/ADDRESS HERE

SHIP TO

DIVISION OF JUVENILE SERVICES  
 KENNETH HONEY RUBENSTEIN  
 JUVENILE CENTER  
 141 FORESTRY CAMP ROAD  
 DAVIS, WV  
 26260 304-259-2220

DATE PRINTED	TERMS OF SALE	SHIP VIA	F.O.B.	FREIGHT TERMS
09/21/2011				
BID OPENING DATE: 11/01/2011		BID OPENING TIME 01:30PM		

LINE	QUANTITY	UOP	CAT. NO.	ITEM NUMBER	UNIT PRICE	AMOUNT
<p>THE ARCHITECT/ENGINEER AND/OR AGENCY SHALL BE REQUIRED TO ABIDE BY THE FOLLOWING SCHEDULE IN ISSUING CONSTRUCTION PROJECT ADDENDA FOR STATE AGENCIES:</p> <p>(1) THE ARCHITECT/ENGINEER SHALL PREPARE THE ADDENDUM AND A LIST OF ALL PARTIES THAT HAVE PROCURED DRAWINGS AND SPECIFICATIONS FOR THE PROJECT. THE ADDENDUM AND LIST SHALL BE FORWARDED TO THE BUYER IN THE STATE PURCHASING DIVISION. THE ARCHITECT/ENGINEER SHALL ALSO SEND A COPY OF THE ADDENDUM TO THE STATE AGENCY FOR WHICH THE CONTRACT IS ISSUED.</p> <p>(2) THE BUYER SHALL SEND THE ADDENDUM TO ALL INTERESTED PARTIES AND, IF NECESSARY, EXTEND THE BID OPENING DATE. ANY ADDENDUM SHOULD BE RECEIVED BY THE BUYER WITHIN FOURTEEN (14) DAYS PRIOR TO THE BID OPENING DATE.</p> <p>(3) ALL ADDENDA SHOULD BE FORMALLY ACKNOWLEDGED BY ALL BIDDERS AND SUBMITTED TO THE STATE PURCHASING DIVISION. THE SAME RULES AND REGULATIONS THAT APPLY TO THE ORIGINAL BIDDING DOCUMENT SHALL ALSO APPLY TO AN ADDENDUM DOCUMENT. THE ONLY EXCEPTION MAY BE FOR AN ADDENDUM THAT IS ISSUED FOR THE SOLE PURPOSE OF CHANGING A BID OPENING TIME AND/OR DATE.</p> <p>REV. 11/96</p> <p>EXHIBIT 10</p> <p>ADDENDUM ACKNOWLEDGEMENT</p> <p>I HEREBY ACKNOWLEDGE RECEIPT OF THE FOLLOWING CHECKED</p>						

AEL

SEE REVERSE SIDE FOR TERMS AND CONDITIONS

SIGNATURE	TELEPHONE	DATE
TITLE	FEIN	ADDRESS CHANGES TO BE NOTED ABOVE

WHEN RESPONDING TO RFQ, INSERT NAME AND ADDRESS IN SPACE ABOVE LABELED 'VENDOR'



State of West Virginia  
 Department of Administration  
 Purchasing Division  
 2019 Washington Street East  
 Post Office Box 50130  
 Charleston, WV 25305-0130

# Request for Quotation

RFO NUMBER  
**DJS010351**

PAGE  
**8**

ADDRESS CORRESPONDENCE TO ATTENTION OF:  
**TARA LYLE**  
**304-558-2544**

VENDOR

RFQ COPY  
 TYPE NAME/ADDRESS HERE

SHIP TO

DIVISION OF JUVENILE SERVICES  
 KENNETH HONEY RUBENSTEIN  
 JUVENILE CENTER  
 141 FORESTRY CAMP ROAD  
 DAVIS, WV  
 26260 304-259-2220

DATE PRINTED <b>09/21/2011</b>	TERMS OF SALE	SHIP VIA	F.O.B.	FREIGHT TERMS
BID OPENING DATE: <b>11/01/2011</b>		BID OPENING TIME <b>01:30PM</b>		

LINE	QUANTITY	UOP	CAT. NO.	ITEM NUMBER	UNIT PRICE	AMOUNT
ADDENDUM(S) AND HAVE MADE THE NECESSARY REVISIONS TO MY PROPOSAL, PLANS AND/OR SPECIFICATION, ETC.						
ADDENDUM NOS. :						
NO. 1	.....	✓	.....	.....	.....	.....
NO. 2	.....	✓	.....	.....	.....	.....
NO. 3	.....		.....	.....	.....	.....
NO. 4	.....		.....	.....	.....	.....
NO. 5	.....		.....	.....	.....	.....
I UNDERSTAND THAT FAILURE TO CONFIRM THE RECEIPT OF THE ADDENDUM(S) MAY BE CAUSE FOR REJECTION OF THE BIDS.						
VENDOR MUST CLEARLY UNDERSTAND THAT ANY VERBAL REPRESENTATION MADE OR ASSUMED TO BE MADE DURING ANY ORAL DISCUSSION HELD BETWEEN VENDOR'S REPRESENTATIVES AND ANY STATE PERSONNEL IS NOT BINDING. ONLY THE INFORMATION ISSUED IN WRITING AND ADDED TO THE SPECIFICATIONS BY AN OFFICIAL ADDENDUM IS BINDING.						
<i>Alan C. Long</i>				.....SIGNATURE		
Longs Security Camera Systems LLC				.....COMPANY		
Nov. 1st. 2011				.....DATE		
REV. 11/96						
CONTRACTORS LICENSE						

SEE REVERSE SIDE FOR TERMS AND CONDITIONS						
SIGNATURE		TELEPHONE		DATE		
TITLE		FERN		ADDRESS CHANGES TO BE NOTED ABOVE		

WHEN RESPONDING TO RFQ, INSERT NAME AND ADDRESS IN SPACE ABOVE LABELED 'VENDOR'



State of West Virginia  
 Department of Administration  
 Purchasing Division  
 2019 Washington Street East  
 Post Office Box 50130  
 Charleston, WV 25305-0130

# Request for Quotation

RFQ NUMBER
DJS010351

PAGE
9

ADDRESS CORRESPONDENCE TO ATTENTION OF:
TARA LYLE 304-558-2544

VENDOR

RFQ COPY  
 TYPE NAME/ADDRESS HERE

SHIP TO

DIVISION OF JUVENILE SERVICES  
 KENNETH HONEY RUBENSTEIN  
 JUVENILE CENTER  
 141 FORESTRY CAMP ROAD  
 DAVIS, WV  
 26260 304-259-2220

DATE PRINTED	TERMS OF SALE	SHIP VIA	F.O.B.	FREIGHT TERMS
09/21/2011				
BID OPENING DATE: 11/01/2011		BID OPENING TIME: 01:30PM		

LINE	QUANTITY	UOP	CAT NO.	ITEM NUMBER	UNIT PRICE	AMOUNT
<p>WEST VIRGINIA STATE CODE 21-11-2 REQUIRES THAT ALL PERSONS DESIRING TO PERFORM CONTRACTING WORK IN THIS STATE MUST BE LICENSED. THE WEST VIRGINIA CONTRACTORS LICENSING BOARD IS EMPOWERED TO ISSUE THE CONTRACTORS LICENSE. APPLICATIONS FOR A CONTRACTORS LICENSE MAY BE MADE BY CONTACTING THE WEST VIRGINIA DIVISION OF LABOR CAPITOL COMPLEX, BUILDING 3, ROOM 319, CHARLESTON, WV 25305. TELEPHONE: (304) 558-7890.</p> <p>WEST VIRGINIA STATE CODE 21-11-11 REQUIRES ANY PROSPECTIVE BIDDER TO INCLUDE THE CONTRACTORS LICENSE NUMBER ON THEIR BID.</p> <p>BIDDER TO COMPLETE:</p> <p>CONTRACTORS NAME: <i>Longs Security Camera Systems LLC</i></p> <p>CONTRACTORS LICENSE NO.: <i>WV 040102</i></p> <p>THE SUCCESSFUL BIDDER WILL BE REQUIRED TO FURNISH A COPY OF THEIR CONTRACTORS LICENSE PRIOR TO ISSUANCE OF A PURCHASE ORDER/CONTRACT</p> <p>APPLICABLE LAW</p> <p>THE WEST VIRGINIA STATE CODE, PURCHASING DIVISION RULES AND REGULATIONS, AND THE INFORMATION PROVIDED IN THE "REQUEST FOR QUOTATION" ISSUED BY THE PURCHASING DIVISION IS THE SOLE AUTHORITY GOVERNING THIS PROCUREMENT.</p> <p>ANY INFORMATION PROVIDED IN SPECIFICATION MANUALS, OR ANY OTHER SOURCE, VERBAL OR WRITTEN, WHICH CONTRADICTS OR ALTERS THE INFORMATION PROVIDED FROM THE SOURCES AS DESCRIBED IN THE ABOVE PARAGRAPH IS VOID AND OF NO</p>						

SEE REVERSE SIDE FOR TERMS AND CONDITIONS		
SIGNATURE	TELEPHONE	DATE
TITLE	FEIN	ADDRESS CHANGES TO BE NOTED ABOVE

WHEN RESPONDING TO RFQ, INSERT NAME AND ADDRESS IN SPACE ABOVE LABELED 'VENDOR'



State of West Virginia  
 Department of Administration  
 Purchasing Division  
 2019 Washington Street East  
 Post Office Box 50130  
 Charleston, WV 25305-0130

# Request for Quotation

RFQ NUMBER
DJS010351

PAGE
11

ADDRESS CORRESPONDENCE TO ATTENTION OF:
TARA LYLE 304-558-2544

ROBERT

RFQ COPY  
 TYPE NAME/ADDRESS HERE

SHIP TO

DIVISION OF JUVENILE SERVICES  
 KENNETH HONEY RUBENSTEIN  
 JUVENILE CENTER  
 141 FORESTRY CAMP ROAD  
 DAVIS, WV  
 26260 304-259-2220

DATE PRINTED	TERMS OF SALE	SHIP VIA	F.O.B.	FREIGHT TERMS
09/21/2011				

BID OPENING DATE: 11/01/2011 BID OPENING TIME 01:30PM

LINE	QUANTITY	UOP	CAT. NO.	ITEM NUMBER	UNIT PRICE	AMOUNT
304-925-0338 FAX						
PLEASE PRINT OR TYPE NAME OF PERSON TO CONTACT CONCERNING THIS QUOTE:						
ALAN E LONG						
***** THIS IS THE END OF RFQ DJS010351 ***** TOTAL:						
See attached bid sheet						

SIGNATURE			TELEPHONE		DATE
TITLE		FERN	ADDRESS CHANGES TO BE NOTED ABOVE		

WHEN RESPONDING TO RFQ, INSERT NAME AND ADDRESS IN SPACE ABOVE LABELED 'VENDOR'





State of West Virginia  
 Department of Administration  
 Purchasing Division  
 2019 Washington Street East  
 Post Office Box 50130  
 Charleston, WV 25305-0130

### Request for Quotation

RFQ NUMBER  
**DJS010351**

PAGE  
**10**

ADDRESS CORRESPONDENCE TO ATTENTION OF:  
**TARA LYLE**  
**304-558-2544**

RECEIVED

RFQ COPY  
 TYPE NAME/ADDRESS HERE

SHIP TO

DIVISION OF JUVENILE SERVICES  
 KENNETH HONEY RUBENSTEIN  
 JUVENILE CENTER  
 141 FORESTRY CAMP ROAD  
 DAVIS, WV  
 26260 304-259-2220

DATE PRINTED <b>09/21/2011</b>	TERMS OF SALE	SHIP VIA	F.O.B.	FREIGHT TERMS
BID OPENING DATE: <b>11/01/2011</b>		BID OPENING TIME: <b>01:30PM</b>		

LINE	QUANTITY	UOP	CAT. NO.	ITEM NUMBER	UNIT PRICE	AMOUNT
EFFECT.						
BANKRUPTCY: IN THE EVENT THE VENDOR/CONTRACTOR FILES FOR BANKRUPTCY PROTECTION, THE STATE MAY DEEM THE CONTRACT NULL AND VOID, AND TERMINATE SUCH CONTRACT WITHOUT FURTHER ORDER.						
REV. 5/2009						
NOTICE						
A SIGNED BID MUST BE SUBMITTED TO:						
DEPARTMENT OF ADMINISTRATION PURCHASING DIVISION BUILDING 15 2019 WASHINGTON STREET, EAST CHARLESTON, WV 25305-0130						
THE BID SHOULD CONTAIN THIS INFORMATION ON THE FACE OF THE ENVELOPE OR THE BID MAY NOT BE CONSIDERED:						
SEALED BID						
BUYER: ----- TL/32 -----						
REQ. NO.: ----- DJS010351 -----						
BID OPENING DATE: ----- 11/01/2011 -----						
BID OPENING TIME: ----- 1:30 PM -----						
PLEASE PROVIDE A FAX NUMBER IN CASE IT IS NECESSARY TO CONTACT YOU REGARDING YOUR BID:						

SEE REVERSE SIDE FOR TERMS AND CONDITIONS

SIGNATURE <i>Ellen E. King</i>	TELEPHONE <b>304-925-0338</b>	DATE <b>Nov 1 2011</b>
TITLE <i>Owner</i>	FAX <b>20-3881880</b>	ADDRESS CHANGES TO BE NOTED ABOVE

WHEN RESPONDING TO RFQ, INSERT NAME AND ADDRESS IN SPACE ABOVE LABELED 'VENDOR'



State of West Virginia  
 Department of Administration  
 Purchasing Division  
 2019 Washington Street East  
 Post Office Box 50130  
 Charleston, WV 25305-0130

### Request for Quotation

RFQ NUMBER
DJS010351

PAGE
1

ADDRESS CORRESPONDENCE TO ATTENTION OF:
TARA LYLE 304-558-2544

RFQ COPY  
 TYPE NAME/ADDRESS HERE

VENDOR

SHIP TO

DIVISION OF JUVENILE SERVICES  
 KENNETH HONEY RUBENSTEIN  
 JUVENILE CENTER  
 141 FORESTRY CAMP ROAD  
 DAVIS, WV  
 26260 304-259-2220

DATE PRINTED	TERMS OF SALE	SHIP VIA	F.O.B.	FREIGHT TERMS
10/07/2011				

BID OPENING DATE: 11/01/2011 BID OPENING TIME 01:30PM

LINE	QUANTITY	UOP	CAT. NO.	ITEM NUMBER	UNIT PRICE	AMOUNT
				ADDENDUM NO. 1		
				1. QUESTIONS AND ANSWERS FROM MANDATORY PRE-BID MEETING ATTACHED.		
				2. PRE-BID SIGN-IN SHEET ATTACHED.		
				3. ADDENDUM ACKNOWLEDGEMENT IS ATTACHED. THIS DOCUMENT SHOULD BE SIGNED AND RETURNED WITH YOUR BID. FAILURE TO SIGN AND RETURN MAY RESULT IN DISQUALIFICATION OF YOUR BID.		
				END OF ADDENDUM NO. 1		
0001	1	JB		450-55 DELAYED EGRESS DOOR LOCK SYSTEM		
***** THIS IS THE END OF RFQ DJS010351 ***** TOTAL:						

SEE REVERSE SIDE FOR TERMS AND CONDITIONS

SIGNATURE <i>Alan E. [Signature]</i>	TELEPHONE 304-925-0338	DATE Nov 1 2011
TITLE Owner	FAX 20-3981880	ADDRESS CHANGES TO BE NOTED ABOVE

WHEN RESPONDING TO RFQ, INSERT NAME AND ADDRESS IN SPACE ABOVE LABELED 'VENDOR'

EXHIBIT 10

REQUISITION NO.: DJS010351

ADDENDUM ACKNOWLEDGEMENT

I HEREBY ACKNOWLEDGE RECEIPT OF THE FOLLOWING CHECKED  
ADDENDUM(S) AND HAVE MADE THE NECESSARY REVISIONS TO MY  
PROPOSAL, PLANS AND/OR SPECIFICATION, ETC.

ADDENDUM NO.'S:

NO. 1 ✓ .....


NO. 2 ✓ .....

NO. 3 .....

NO. 4 .....

NO. 5 .....

I UNDERSTAND THAT FAILURE TO CONFIRM THE RECEIPT OF THE  
ADDENDUM(S) MAY BE CAUSE FOR REJECTION OF BIDS. VENDOR  
MUST CLEARLY UNDERSTAND THAT ANY VERBAL  
REPRESENTATION MADE OR ASSUMED TO BE MADE DURING ANY  
ORAL DISCUSSION HELD BETWEEN VENDOR'S REPRESENTATIVES  
AND ANY STATE PERSONNEL IS NOT BINDING. ONLY THE  
INFORMATION ISSUED IN WRITING AND ADDED TO THE  
SPECIFICATIONS BY AN OFFICIAL ADDENDUM IS BINDING.



.....  
SIGNATURE

..... Long's Security Camera System LLC  
COMPANY

..... Nov 1 2011  
DATE



State of West Virginia  
 Department of Administration  
 Purchasing Division  
 2019 Washington Street East  
 Post Office Box 50130  
 Charleston, WV 25305-0130

### Request for Quotation

RFQ NUMBER
DJS010351

PAGE
1

ADDRESS CORRESPONDENCE TO ATTENTION OF:
TARA LYLE 304-558-2544

VENDOR	*119161134      304-925-0338
	LONGS SECURITY CAMERA SYSTEMS 102 38TH ST SE
	CHARLESTON WV 25304

SHIP TO	DIVISION OF JUVENILE SERVICES
	KENNETH HONEY RUBENSTEIN
	JUVENILE CENTER
	141 FORESTRY CAMP ROAD DAVIS, WV 26260      304-259-2220

DATE PRINTED	TERMS OF SALE	SHIP VIA	F.O.B.	FREIGHT TERMS
10/13/2011				

BID OPENING DATE: 11/01/2011      BID OPENING TIME 01:30PM

LINE	QUANTITY	UOP	CAT. NO.	ITEM NUMBER	UNIT PRICE	AMOUNT
ADDENDUM NO. 2						
1. REVISED DRAWINGS ATTACHED TO SHOW WHERE EGRESS LOCKS ARE NEEDED.						
2. ADDENDUM ACKNOWLEDGEMENT IS ATTACHED. THIS DOCUMENT SHOULD BE SIGNED AND RETURNED WITH YOUR BID. FAILURE TO SIGN AND RETURN MAY RESULT IN DISQUALIFICATION OF YOUR BID.						
END OF ADDENDUM NO. 2						
0001	1	JB		450-55		
DELAYED EGRESS DOOR LOCK SYSTEM						
***** THIS IS THE END OF RFQ DJS010351 ***** TOTAL: _____						

SEE REVERSE SIDE FOR TERMS AND CONDITIONS

SIGNATURE <i>Allen E. King</i>	TELEPHONE 304-925-0338	DATE Nov 1 2011
TITLE Owner	FEIN 20-3881880	ADDRESS CHANGES TO BE NOTED ABOVE

WHEN RESPONDING TO RFQ, INSERT NAME AND ADDRESS IN SPACE ABOVE LABELED 'VENDOR'

EXHIBIT 10

REQUISITION NO.: DJSO10851

ADDENDUM ACKNOWLEDGEMENT

I HEREBY ACKNOWLEDGE RECEIPT OF THE FOLLOWING CHECKED  
ADDENDUM(S) AND HAVE MADE THE NECESSARY REVISIONS TO MY  
PROPOSAL, PLANS AND/OR SPECIFICATION, ETC.

ADDENDUM NO.'S:

NO. 1  .....

NO. 2  .....

NO. 3 .....

NO. 4 .....

NO. 5 .....

I UNDERSTAND THAT FAILURE TO CONFIRM THE RECEIPT OF THE  
ADDENDUM(S) MAY BE CAUSE FOR REJECTION OF BIDS. VENDOR  
MUST CLEARLY UNDERSTAND THAT ANY VERBAL  
REPRESENTATION MADE OR ASSUMED TO BE MADE DURING ANY  
ORAL DISCUSSION HELD BETWEEN VENDOR'S REPRESENTATIVES  
AND ANY STATE PERSONNEL IS NOT BINDING. ONLY THE  
INFORMATION ISSUED IN WRITING AND ADDED TO THE  
SPECIFICATIONS BY AN OFFICIAL ADDENDUM IS BINDING.

*Alan E. King*

SIGNATURE

*Long's Security Camera System LLC*

COMPANY

*Nov 1 2011*

DATE




## Exit Check® Integrated Delayed Egress Locks

### Exit Check® Delayed Egress Lock

#### Proprietary Features:

- Voice and digital display provides informative annunciation for people without prior knowledge, including the blind and hearing impaired
- Field selectable voice & tone or tone only
- Voice provides warning or safety message, countdown and time of door release
- Digital countdown display also indicates if door was open after lock release.
- Fixed 15 second delay or selectable 15 or 30 second exit delay

**PUSH UNTIL ALARM SOUNDS. DOOR CAN BE OPENED IN 15 SECONDS.**



#### Application

**Airport & Public Facility Security & Safety**  
Control pedestrian traffic in government, public facilities and transportation facilities, including airport jetways and tarmacs.

**Loss Prevention**  
Provide theft protection of merchandise, technology and other valuables such as, art and museum artifacts.

**Wandering Patient and Infant Protection**  
Restrict the egress of psychiatric and drug rehab patients, elderly patients in assisted living facilities and restrict the movement of nursery infants for their own safety and security.

**Operation**  
Typically used on exit doors, when unauthorized egress is initiated when in the locked mode, the SDC Exit Check® delays egress through the door for 15 or 30 seconds. Meanwhile, the person exiting must wait while personnel or security respond. The door unlocks after 15 seconds have elapsed, permitting egress. A signal from the fire life safety system will release the lock for uninhibited egress in an emergency. 30 second delay available where approved.

#### Facility Applications

- Airports
- Convention Halls
- Wholesale Stores
- Retail Stores
- Long Term Care
- Drug Rehab
- Psychiatric Care
- Infant Nurseries
- Museums
- Art Galleries
- Warehouses
- Technology Facility

Protected by one or more of the following U.S. Patents:  
5,429,399 4,609,910

#### Code Compliance

Exit Check® models comply with today's building and fire life safety codes. See page 4

**IBC, International Building Code**  
1008.1.8.6 Delayed Egress Locks

**IFC, International Fire Code**  
1008.1.8.6 Delayed Egress Locks

**NFPA 101, Life Safety Code**  
7-2.1.6.1 Delayed Egress Lock

**CBC, California Building Code**  
1008.1.8.6 Special Egress Control Devices

**BOCA, National Building Code**  
1017.4.1.2 Special Locking Arrangements

**Chicago Building Code**  
10 (13-160-269) Electro-Magnetic Locking Devices. Certificate of approval available

#### Patient & Infant Tracking Systems

The SDC Exit Check® is compatible with patient tracking systems, like those used for protection against infant abduction from hospital nurseries, and for the protection of patients in long term care facilities who may be endangered if they leave their care facility without supervision.

#### Access Control


Access controls may be utilized for authorized egress, access and lock reset. Access from the exterior of latching doors requires an additional means of mechanical lock release, such as a mechanical key or electric strike.

#### Local Approval

All installations must be approved by the Authority Having Jurisdiction (AHJ).



FWAX Special Locking Arrangements  
GWXT Auxiliary Locks

 UL10C Positive Pressure Compliant  
UBC Classified in accordance with Uniform Building Code standard 7-2 "Fire Test for Door Assemblies"



MADE IN THE USA



3774-0324:103  
California State Fire Marshall Listed



ANSI/BHMA A156.24  
Grade 1  
American National Standard for Delayed Egress Locks

SECURITY DOOR CONTROLS

sdsecurity.com service@sdsecurity.com



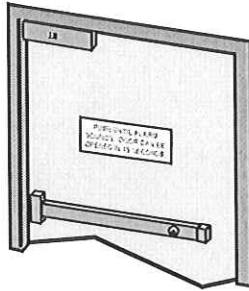
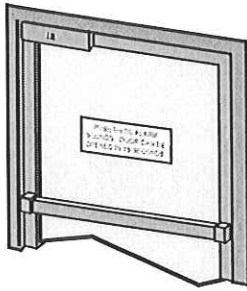
### Single Model

For use with single doors equipped with:

- Mortise or rim mount exit devices
- Surface or concealed vertical rod exit devices with surface or concealed strikes and triggers
- Mortise or cylindrical locksets



1511S



### Tandem Model

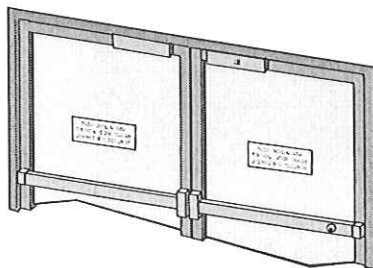
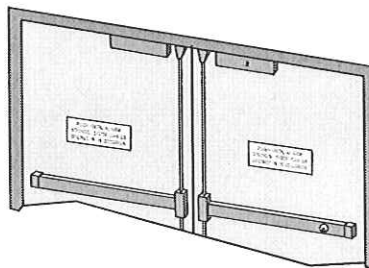
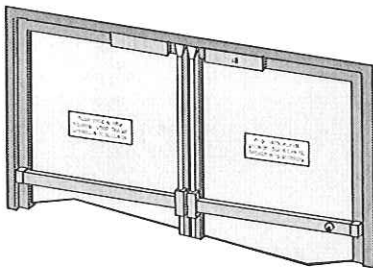
Activating either door unlocks both doors.

For use with pairs of doors equipped with:

- Mortise or rim mount exit devices
- Surface or concealed vertical rod exit devices with surface or concealed strikes and triggers
- Mortise or cylindrical locksets



1511T



Code Compliant Door Sign

PUSH UNTIL ALARM  
SOUNDS. DOOR CAN BE  
OPENED IN 15 SECONDS.

### Verbal and Digital Annunciation

The Exit Check® series incorporates an alternating verbal message, verbal countdown and alarm tone, plus a large digital countdown display and door release indicator that provides a clear warning for the safety of persons without prior knowledge of door operation, including the blind and hearing impaired.

### Features

- Field selectable voice message and alarm tone, or alarm tone only, 75 db @ 3 ft
- The visual display provides a digital countdown, indicates lock release and verifies if the door was opened for egress.
- Choice of fixed 15 second exit and 1 second nuisance delay or field selectable 15 or 30 second exit delay and 1 or 2 second nuisance delay
- Field selectable security or safety message
- Field selectable activation:  
Door movement  
Exit device with switch kit  
Exit sense bar for non-latching doors
- Field selectable automatic or manual power up after emergency release or power loss.
- Integrated 3 position key switch provides:  
Lock and alarm reset  
Manual power-up\*  
Sustained bypass  
Timed bypass, adj. for 1, 15, 20 or 30 seconds
- Field selectable door prop alarm:  
Alarm sounds when door is left open after selected bypass time has elapsed.
- Anti-tailgate feature
- Single or multi-door zone control and reset capability

### Control Inputs

- Remote access control and REX input, field adjustable for 1, 15, 20 or 30 seconds
- Remote reset input
- Manual power-up input\*
- Emergency release input
- Anti-tailgate input

### Monitoring Outputs

- Door secure and unlocked output
- Delayed egress activation alarm output

### Options

- Custom message, language or shortened exit delay times
- Energy Saver, 1200lb holding force 400/275mA @ 12/24VDC
- Magnetic Bond Sensor output
- Door Status Sensor output
- Anti-tamper sensor output

\* Not available with (BD) Chicago and BOCA code compliant models

### Self Adjusting Door Movement Sensor

The built-in door movement sensor may only be used with doors equipped with a latch assembly, such as a mechanical lockset or exit device.

The mechanical latch mechanism must be locked on the exterior and unlocked on the interior. From the inside, retracting the door latch and applying pressure causes limited door movement. The built-in activation trigger senses the door movement and initiates delayed egress operation. The self adjusting sensor helps prevent false triggering.

### External Device Trigger Input

#### Activation For Non-Latching Doors

The external activation trigger input must be used with doors without latch assemblies, such as latchless glass and herculite doors.

Activation may be triggered by the SDC MSB550 Switch Bar or the SDC Sure Exit®, request-to-exit push bar. A power transfer device is required. Pushing on the request-to exit push bar immediately activates the delayed egress operation.

#### Activation For Latching Doors

Where preferred, activation may be accomplished by a latch monitoring strike, or a switch installed in a standard latching exit device or lockset. A power transfer device is required for exit devices equipped with a trigger switch.

See SDC datasheets for detailed information on SDC MS Series Latch Monitoring Strikes, Exit Device Switch Kits and Power Transfer Devices.

### Automatic or Manual Power-up

Field selectable method of lock power-up, automatic or manual, after power loss or emergency release.

#### Auto Power-Up


When selected, regardless of the means of deactivation, relocking of the Exit Check® occurs when power is restored and/or the fire life safety panel is reset.

#### Manual Power-Up

#### UBC, California Building Code (OSHPD) Compliant Reset

When selected, regardless of the means of deactivation, relocking of the Exit Check® is by manual means only at the door. Only after power restoration and/or fire life safety panel reset, the door may be relocked by actuating the standard built-in key reset or optional wall mounted key switch, push switch or digital keypad located adjacent to the door.

### Keyless Control (optional)



#### 928 Entry Check Digital Keypad

While the Exit Check® is equipped with a standard built-in 4 function key switch for reset, manual power up, momentary bypass and sustained bypass functions, the SDC 928 wall mounted keypad provides the convenience of keyless operation for:

- Alarm Reset
- Manual Power-Up (UBC & California required)
- Momentary or Sustained Bypass

### Electrical Specifications

**Input Voltage:** Dual voltage Sensing 12/24 VDC ± 10%

#### Standard 1650lbs Holding Force

**1511S** 830mA @ 12VDC  
450mA @ 24VDC

**1511T** 1500mA @ 12VDC  
850mA @ 24VDC

#### Energy Saver 1200lbs Holding Force

**1511S** 400mA @ 12VDC  
(E option) 275mA @ 24VDC

**1511T** 650mA @ 12VDC  
(E option) 400mA @ 24VDC

#### Inputs

**Request to Exit:** Normally open, dry

**Fire Alarm Release:** Alarm panel closed dry contact. Opening of contact releases lock.

#### Monitoring Outputs

##### Alarm Output:

SPDT Dry, 1 Amp @ 30VDC

##### Lock Secure Unlocked Output:

SPDT Dry, 1 Amp @ 30VDC

##### DPS Door Position Status: (optional)

SPDT Dry, 250 mA @ 30VDC

##### BAS Magnetic Bond Status: (optional)

SPDT Dry, 250 mA @ 30VDC

##### ATS Anti Tamper Sensor: (optional)

SPDT Dry, 1 Amp @ 30VDC

### Mechanical Specifications

#### BHMA Certified ANSI Grade 1

##### Holding Force

- 1650lbs 1511S
- 1200lbs 1511S Energy Saver

**Single:** 11"L x 2-3/4"H x 2-5/8"D  
(279 x 70 x 67mm)

#### Tandem:

**Master:** 11"L x 2-3/4"H x 2-5/8"D  
(279 x 70 x 67mm)

**Slave:** 11"L x 2-3/4"H x 2-5/8"D  
(279 x 70 x 67mm)

**Armature:** 7-3/8"L x 2-3/8"H x 9/16"D  
(187 x 60 x 14mm)



### Single or Tandem

Models are available to accommodate single and pairs of doors. See page 2 for proper application.



S (Single)



T (Tandem)

### Mounting Detail

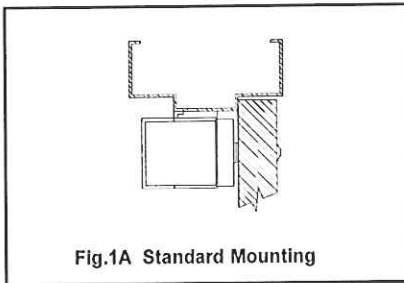


Fig.1A Standard Mounting

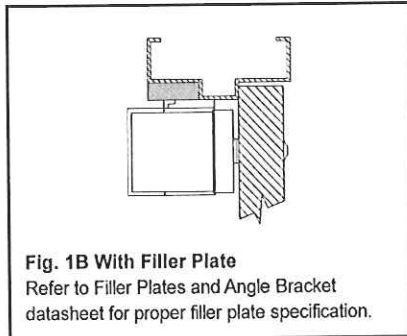


Fig. 1B With Filler Plate  
Refer to Filler Plates and Angle Bracket datasheet for proper filler plate specification.

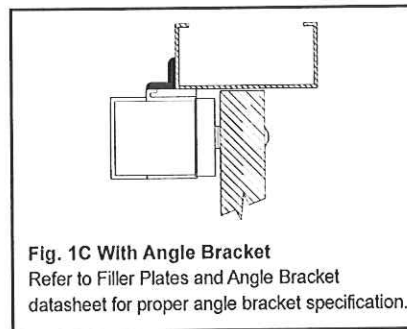


Fig. 1C With Angle Bracket  
Refer to Filler Plates and Angle Bracket datasheet for proper angle bracket specification.

### Code Compliance

► NFPA 101 ► IBC ► IFC

### Standard Models

1511S NA K V Single, Adj 15/30, Aluminum  
1511T NA K V Tandem, Adj 15/30, Aluminum

### Operation

#### NA Operation

1) When the door is closed, latched, and the lock is energized, field selectable "15" or "30" is displayed, indicating the door is secure.

2) Applying pressure and retracting the door latch activates a warning tone and digital display countdown. If the door is released in 1 or 2 seconds, the warning tone stops and the door stays locked.

Non Latching Glass Doors: Activation by PSB560 Exit Sense Bar (see page 6)

3) When activation exceeds the nuisance time (1 or 2 seconds) an irreversible process begins that will unlock the door in 13 or 14 seconds. The voice message, tone and countdown annunciation continue.

#### MALE VOICE WITH SECURITY MESSAGE

Tone.... "Exit in twelve seconds,  
Security has been alerted"

Tone.... "Exit in five seconds"

Tone.... "Exit now", Tone...."Exit now"

#### FEMALE VOICE WITH SAFETY MESSAGE

Tone.... "Exit in twelve seconds,  
Facility Staff has been alerted"

Tone.... "Exit in five seconds"

Tone.... "Exit now", Tone...."Exit now"

#### TONE ONLY (In Lieu of Message)

Activation: Short beeps

Lock Release: Long beeps

4) The door unlocks when delay time has elapsed and the digital display indicates "00" and annunciation continues.

5) The lock is manually reset by built-in key (K) or optional wall mount keypad or keyswitch (page 6)

6) The door will unlock upon signal from the fire life safety system or power loss.

**Auto Power-Up:** Lock will re-arm automatically when power is restored and fire alarm system is reset.

**Manual Power-Up:** Lock is re-armed by manual means only at the door by key reset (K) or optional wall mounted reset keypad or keyswitch (page 6)

### Code Compliance

► California Building Code  
► NFPA 101 ► IBC ► IFC

### Standard Models

1511S ND K V Single, 15 Fixed, Aluminum  
1511T ND K V Tandem, 15 Fixed, Aluminum

### Operation

#### ND Operation

1) When the door is closed, latched, and the lock is energized, "15" is displayed indicating the door is secure.

2) Applying pressure and retracting the door latch activates a warning tone and digital display countdown. If the door is released in 1 second, the warning tone stops and the door stays locked.

Non-Latching Glass doors: Activation by PSB560 Exit Sense Bar (see page 6)

3) When activation exceeds the nuisance time of 1 second an irreversible process begins that will unlock the door in 14 seconds. The voice message, tone and countdown annunciation continue.

#### MALE VOICE WITH SECURITY MESSAGE

Tone.... "Exit in twelve seconds,  
Security has been alerted"

Tone.... "Exit in five seconds"

Tone.... "Exit now", Tone...."Exit now"

#### FEMALE VOICE WITH SAFETY MESSAGE

Tone.... "Exit in twelve seconds,  
Facility Staff has been alerted"

Tone.... "Exit in five seconds"

Tone.... "Exit now", Tone...."Exit now"

#### TONE ONLY (In Lieu of Message)

Activation: Short beeps

Lock Release: Long beeps

4) The door unlocks when 15 seconds has elapsed, the digital display indicates "00" and annunciation continues.

5) The lock is manually reset by the built-in key (K) or optional wall mounted keypad or keyswitch (page 6).

6) The door will unlock upon signal from the fire life safety system or power loss.

**Auto Power-Up:** Lock will re-arm automatically when power is restored and fire alarm system is reset

**Manual Power-Up:** Per California Building Code, lock is re-armed by manual means at the door by key reset (K) or optional wall mounted reset keypad or keyswitch (page 6)

### Code Compliance

- ▶ BOCA, National Building Code
- ▶ Chicago Building Code

### Standard Models

1511S BD K V Single  
1511T BD K V Tandem

### Operation

#### BD Operation

1) When the door is closed, latched and the lock is energized, "15" is displayed indicating the door is secure.

2) Applying pressure and retracting the door latch activates a warning tone and digital display countdown. If the door is released in 1 second, the warning tone stops and the door stays locked.

Non-Latching Glass doors: Activation by PSB560 Exit Sense Bar (see page 6)

3) When activation exceeds 1 second, an irreversible process begins that will unlock the door in 14 seconds. The voice message, tone and countdown announcement continue.

**MALE VOICE WITH SECURITY MESSAGE**  
Tone...."Exit in twelve seconds,  
Security has been alerted"  
Tone...."Exit in five seconds"  
Tone...."Exit now", Tone...."Exit now"

**FEMALE VOICE WITH SAFETY MESSAGE**  
Tone...."Exit in twelve seconds,  
Facility Staff has been alerted"  
Tone...."Exit in five seconds"  
Tone...."Exit now", Tone...."Exit now"

#### TONE ONLY (In Lieu of Message)

Activation: Short beeps  
Lock Release: Long beeps

4) The door unlocks when 15 seconds has elapsed, the digital display indicates "00" and announcement continues.

5) The door must be opened and then closed for 30 seconds before the lock automatically re-locks and announcement stops. Reopening of the door before the end of the 30 second re-locking cycle will restart the 30 second re-locking cycle. Manual reset not available.

6) Built-in key (K) or optional wall mounted keypad or keyswitch (page 6) provide timed or maintained bypass.

7) The door will unlock upon signal from the fire life safety system or power loss.

### Ordering Information

#### Model

1511S Single  
1511T Tandem

#### Operation Mode

**NA NFPA 101, IBC and IFC Compliant**

- Field selectable:
  - 15 or 30 second exit delay
  - 1 or 2 second nuisance delay
- Field selectable automatic or manual power-up after emergency release

**ND California Building Code (OSHPD\*), NFPA 101, IBC & IFC Compliant**

- Fixed 15 second exit delay
- Fixed 1 second nuisance delay
- Field selectable automatic or manual power-up after power loss or emergency release.

\* Office of Statewide Health Planning and Development. All California health and care facilities require inspection by OSHPD certified building inspectors

**BD ▶ BOCA, National Building Code**  
**▶ Chicago Building Code**

- 15 second fixed exit delay
- 1 second nuisance delay
- Auto reset 30 seconds after door closure. Auto reset is retriggered if door opens before 30 seconds has elapsed.
- 45 seconds when AHJ approved

#### Built in Reset and Control

**K** Built in key switch. Provides 1-30 second timed bypass, sustained bypass and alarm reset (*standard*).

**P** Built in reset push switch. Available with NFPA (NA) only.

**L** Less key or push switch

#### Finish

**Anodized Finishes**

**V** 628 Aluminum (*standard*)

**X** 313 Dark Bronze

**Y** 335 Black

**Special Plated Finishes**

**C** 605 Bright Brass

**D** 606 Dull Brass

**P** 625 Bright Chrome

**Q** 626 Dull Chrome

#### Options

**E Energy Saver**  
1200 lbs holding force, low power consumption, only 275mA @ 24VDC. See page 3 for full electrical specifications

**D Door Position Status**  
Provides remote monitoring of the door open or closed status and indicates the door has actually been opened for egress after alarm activation. (*Specify 2 for tandem*)

**B Magnetic Bond Alert Sensor**  
Indicates locked with full holding power or unlocked, reduced holding power, tampering or foreign material between the electromagnet and armature. (*Specify 2 for tandem*)

**A Anti-tamper Switch**  
Detects attempt to remove the access cover. (*Specify 2 for tandem*)

**VI One Language or Bilingual**  
Spanish, or English and Spanish, verbal notification.

**VIC Custom Verbal Announcement**  
(10 piece purchase minimum) POA

**101-SP External 15 Watt Speaker**  
Connects directly to 1511S or 1511T for enhanced decibels of onsite or remote voice message announcement. Speaker driver may be provided by others for extreme decibel requirements

### Station Controls and Annunciators

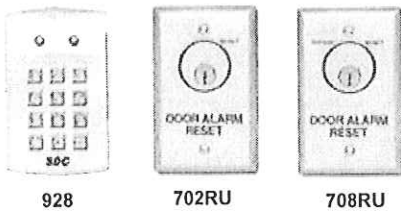
While the Exit Check® is equipped with a standard built-in key switch for reset and bypass functions, wall mounted stations provide for convenient alarm reset, sustained bypass or timed bypass.

Remote annunciators provide quick identification of activated openings, enabling security or care personnel to respond rapidly. Annunciators are equipped with an audible alarm and each station is identified by one tri-color LED that identifies specific mode status.

**Secure -Green**

**Activation - Amber x Audible Tone**

**Unlocked - Red x Audible Tone**



928

702RU

708RU

928 Keypad (see page 3)


702RU Alarm Reset & Manual Power-Up Key Switch

708RU Alarm Reset, Manual Power Up & Bypass Key Switch



#### 101-1A

The single station annunciator is equipped with a tri-color LED and audible alarm.




#### 101-PAM

Visual and audible annunciation, timed access, sustained bypass, and audible mute.



#### 101-AK

Visual and audible annunciation and key switch for alarm reset, manual power up and sustained bypass.




#### 101-4AM

Provides visual and audible annunciation with audible mute for two, three or four openings.

### Consoles, Desktop and Rack Mount

SDC control and annunciator panels provide remote annunciation of multiple openings. Stations are specified in sets of four. Control switches are also available and capable of providing both sustained bypass and timed unlocking of individual doors. Consult the factory or refer to SDC control console datasheets for additional specifications.



TCC Desk Top  
Stations: 4, 8 & 12



RCC  
Rack Mount Stations:  
4 - 20




#### CAB Desk Top Cabinet

CAB7: Accommodates 1 RCC  
CAB12: Accommodates 2 RCC

### Latch Strikes Trigger

MS-16 For mortise latch, reversible



- Fits 4.875" Strike (provided by others)
- Gap & alignment adj.
- SPDT, 5 Amps @ 30VDC

### Power Transfer Loops



PT-2U Stainless Steel  
PT-3V Aluminum termination box

### PTH Power Transfer Hinge

PTH-4Q Four wires:



- 1 pair-1 Amp; 1 pair-250mA
- 4.5x4.5 five knuckle standard weight
- Dull Chrome

### Sure Exit Request-to-Exit



The Sure Exit is a non-latching, heavy duty, request-to-exit push bar that will activate the Exit Check® when slight pressure is applied to the bar.

#### Model

PSB560V Aluminum Anodized  
PSB560Y Black Anodized

Stainless steel and brass optional 36" is standard. For wider doors specify 42" or 48". May be field cut.

#### Specifications

Voltage Input: 12/24VDC

Current Input: 20 mA at rest, 115 mA active

Output:

Two, SPDT Dry, 3 Amp @ 28VDC

Operating Temperature: 0° - 150° F

### Exit Device Switch Kits

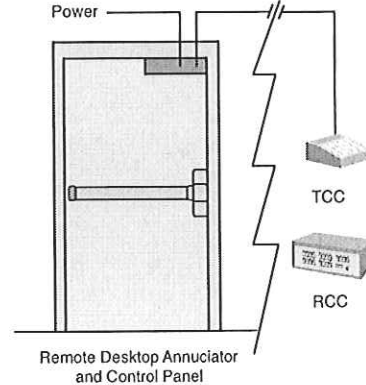
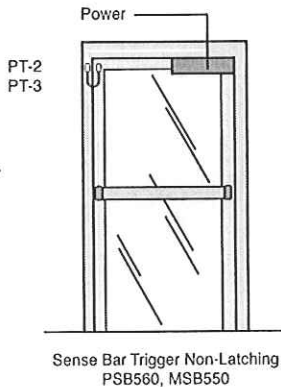
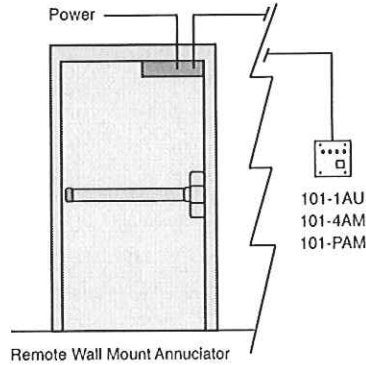
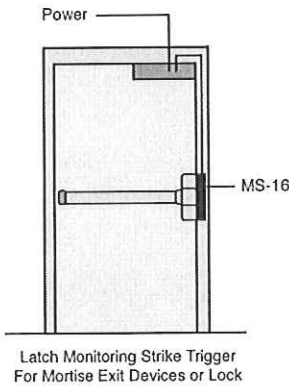
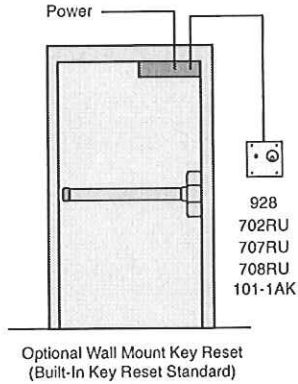
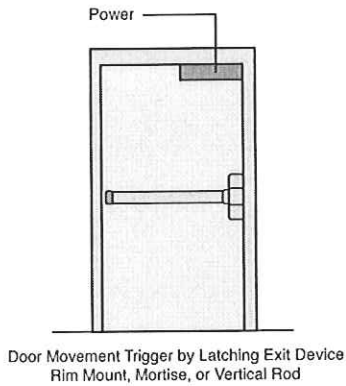
Switch kits are field installed in the inactive hinge pad of rim mount exit devices, mortise exit devices, concealed vertical rod exit devices and surface vertical rod exit devices.



#### MODEL MAKE & MODEL TO BE MODIFIED

- 510 Von Duprin 33, 35, 98, 99
- 510-2 Von Duprin 33, 35, 98, 99 DPDT
- 511 Von Duprin 55
- 512 Von Duprin 88
- 514 Dor-O-Matic 990, 1090, 1990, 2090
- 516 Sargent 9600, 9700, 9800, 9900
- 517 Adams Rite 8300, 8400, 8700, 8800
- 518 Precision Apex Series 1100
- 518A Precision Apex Series 2100 - 2800
- 519 Jackson 1095
- 519-2 Jackson 1095 DPDT
- 521 Corbin 7000
- 525 Monarch 18 and 19
- 527 Sargent 80
- 527-2 Sargent 80 DPDT
- 528 Sargent 20/60 and Yale 2100
- 531 Yale 7000 (Dogging mechanism required)
- 535 Kawneer Mid Panel Line Dor-O-Matic 1390
- 540 Arrow 53/5400 series
- 542 Hager 4700
- 590 Dor-o-Matic 1690

## Component Considerations

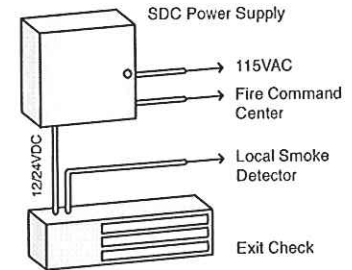


## Emergency Release Modes

### Dual Emergency Release

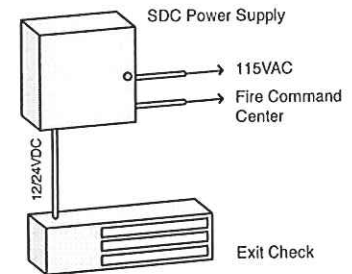
SDC 600 Series Power Supply and Integrated Lock Emergency Release

- Field Selectable Lock Auto Reset or Lock Manual Key Reset
- Field Selectable Power Supply Output
- Automatic reset standard, see \*MR option for manual reset.



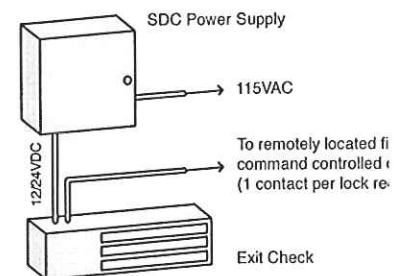
### SDC 600 Series Power Supply Emergency Release

- Field Selectable Lock Auto Reset or Lock Manual Key Reset
- Field Selectable Power Supply Output
- Automatic reset standard, see \*MR option for manual reset.



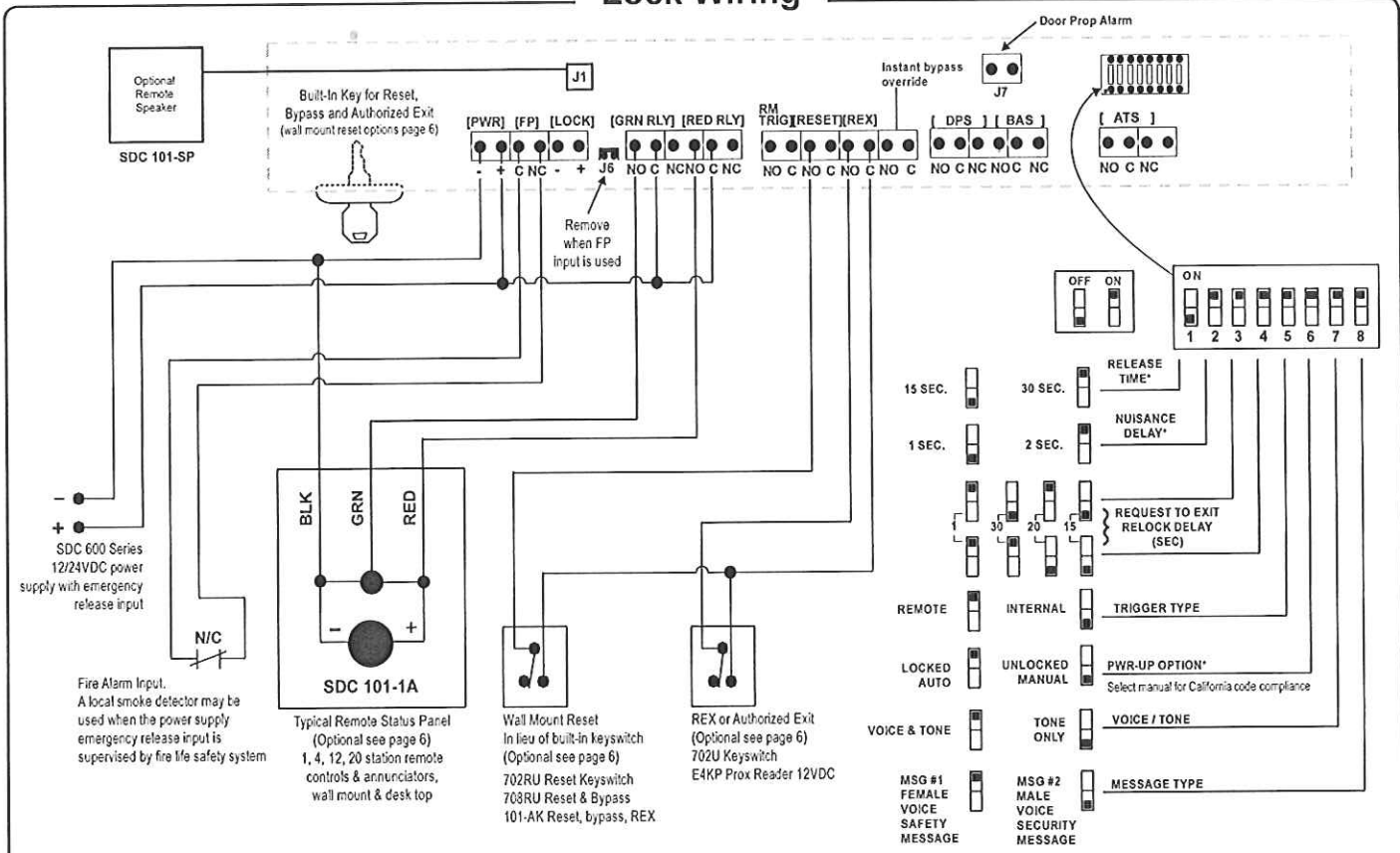
### Integrated Lock Emergency Release

- Field Selectable Lock Auto Reset or Lock Manual Key Reset
- Field Selectable Power Supply Output
- Automatic reset standard, see \*MR option for manual reset.



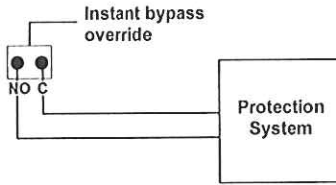
\*Emergency Release Manual Reset  
Not Available with 631RF Power Supply

# Lock Wiring



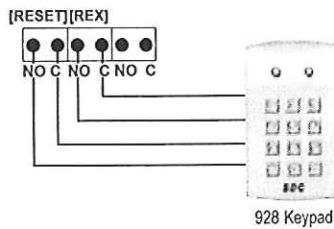
## Infant and Pediatric Protection & Wandering Patient System Application

The Exit Check is unlocked when in maintained bypass or momentary bypass (access/REX) mode. When a tagged patient walks near or infant carried towards the door protection system sends a signal to the Exit Check®, locking the door immediately. Should a person then initiate unauthorized egress, the Exit Check® will provide voice and tone annunciation and delay egress for 15 or 30 seconds.



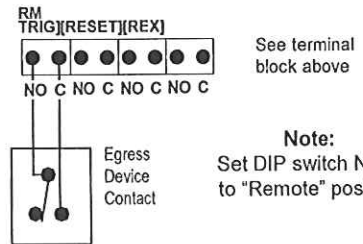
## Keypad In Lieu of Built-In Keyswitch

Eliminates Problem of Lost Keys, Easy To Reach for Reset, Bypass And Authorized Exit. See 928 keypad page 6. **Note:** Contact SDC for Wiring instructions



## Egress Bar & Exit Device Trigger

PSB560, MSB550 non-latching bars Exit Bar Switch Kits for latching exit devices



### Terminal Board Connections

### Monitoring Options


POWER IN	FP	AUX LOCK OUTPUT	GRN RLY	RED RLY	REMOTE	RESET	REX	INSTANT BYPASS OVERRIDE	DPS	BAS	ATS
- +	C NC	- +	NO C NC	NO C NC	NO C	NO C	NO C	NO C	NO C NC	NO C NC	NO C NC
AUTO SENSING 12/24 VDC INPUT	TO CLOSED FIRE CONTACT (REMOVE J6 WHEN USED)	SLAVE / TANDEM LOCK CONTROL OUTPUT	LOCK SECURE OUTPUT	ALARM OUTPUT	EXTERNAL TRIGGER SWITCH INPUT	EXTERNAL RESET SWITCH INPUT	REQUEST TO EXIT INPUT	INSTANT LOCKING FEATURE	DOOR POSITION OUTPUT	MAGNETIC BOND ALERT OUTPUT	ANTI TAMPER OUTPUT



# AL400ULM(R) Multi-Output Access Control Power Supply/Charger

Rev. DSAL400ULM - L05F

### Overview



- These multi-output access control power supply/chargers are specifically designed for use with access control systems and accessories. These units convert a 115VAC / 60Hz input into five (5) individually protected Class 2 Rated power limited 12VDC or 24VDC outputs (see specifications). Each output will route power to a variety of access control hardware devices including Mag Locks, Electric Strikes, Magnetic Door Holders, etc. These outputs will operate in both Fail-Safe and Fail-Secure modes. Controlled trigger input is achieved through normally open (N.O.) or normally closed (N.C.) supervised input or the polarity reversal from an FACP (Fire Alarm Control Panel). A form "C" dry output relay enables HVAC Shutdown, Elevator Recall or may be used to trigger auxiliary devices.

#### AL400ULM

- Grey enclosure.

#### AL400ULMR

- Red enclosure.

### Specifications

- 12VDC or 24VDC selectable output.
- 12VDC @ 4 amp or 24VDC @ 3 amp supply current.
- Five (5) individual Class 2 Rated power limited outputs rated @ 2.5 amp.
- Current limit is 12VDC or 24VDC @ 2 amp per output.
- Input 115VAC / 60Hz, 1.45 amp.
- Input fuse rated @ 3.5 amp/250V.
- Fire Alarm Panel or Access Control System trigger inputs. N.O. or N.C. supervised trigger input and polarity reversal trigger input.
- Output relay energizes when unit is triggered (form "C" contact rated 1 amp @ 28VDC).
- Power fail supervision relay (form "C" contact rated 1 amp @ 28VDC).
- Filtered and electronically regulated output.
- Short circuit and thermal overload protection.
- Built-in charger for sealed lead acid or gel type batteries.
- Maximum charge current .7 amp.
- Automatic switch over to stand-by battery when AC fails (zero voltage drop).
- AC fail supervision (form "C" contacts).
- Low battery supervision (form "C" contacts).
- Battery presence supervision (form "C" contacts).
- AC input and DC output LED indicators (power supply board).
- Red LEDs indicate condition of power outputs (multi-output board).
- Power & input trigger LEDs (multi-output board).
- Enclosure:
  - Combination knockouts re 1/2" and 3/4"
  - Accommodates up to two (2) 12VDC/7AH batteries.
- Product weight:
  - AL400ULM: 7.7 lbs.
  - AL400ULMR: 7.8 lbs.
- Shipping weight:
  - AL400ULM: 8.7 lbs.
  - AL400ULMR: 7.7 lbs.

### Agency Approvals



UL Listed for Access Control Systems Units (UL 294).  
 UL Listed Standard for Power Supplies for Use with Burglar-Alarm System Units (UL 603).  
 UL Listed Hospital Signaling and Nurse Call Equipment (UL 1069).  
 UL Listed Standard for Safety for Fire Protective Signaling Systems (UL 1481).



CUL Listed - CSA Standard C22.2 No.205-M1983 Signal Equipment.



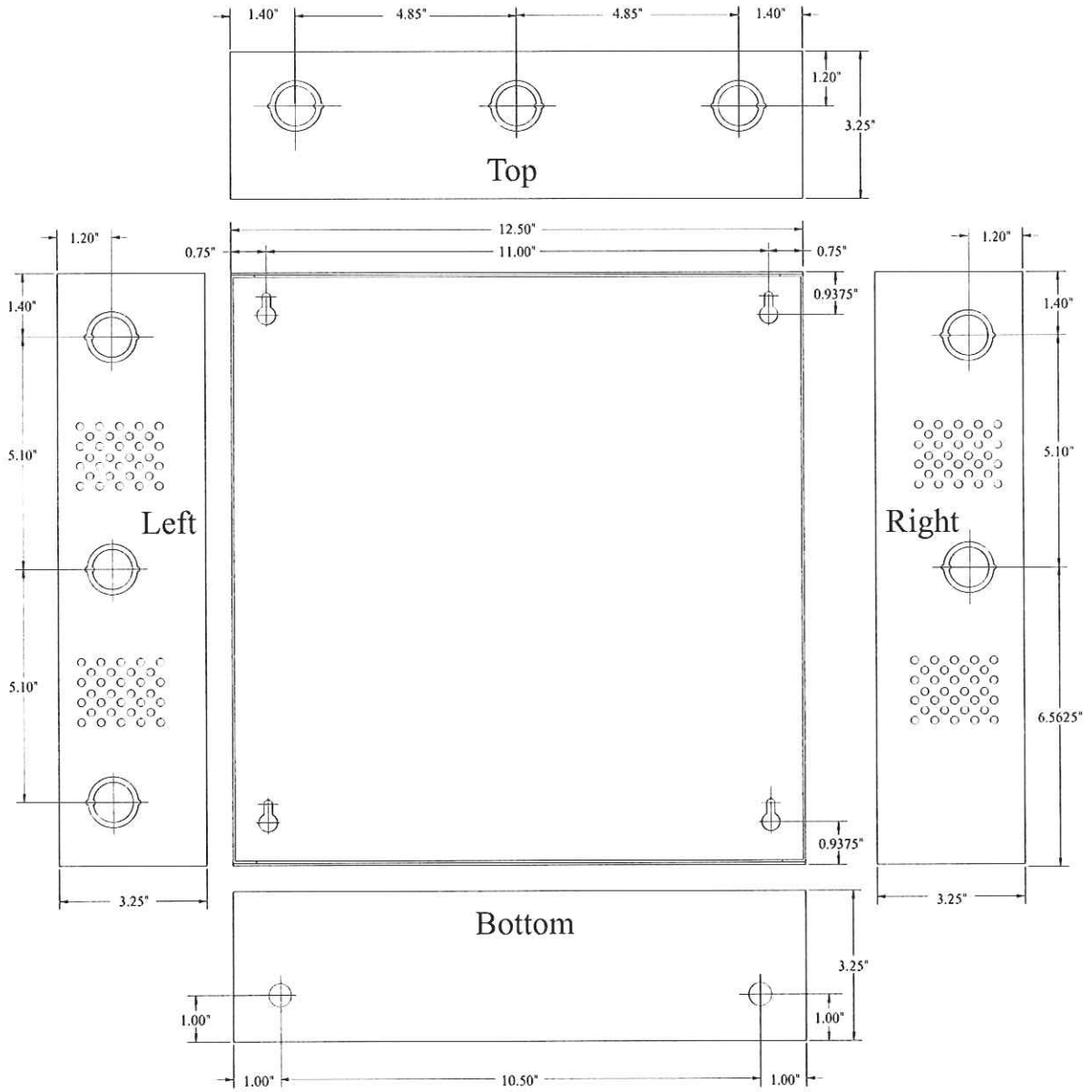
MEA - NYC Department of Buildings Approved.



CSFM - California State Fire Marshal Approved.


# Enclosure Dimensions

13.5"H x 13"W x 3.25"D



# SDC

## Exit Switches



### 410 & 420 Series

The illuminated switch button is two inches square for easy activation and is visually conspicuous. The high impact resistant material stands up to abuse.

The "PUSH to EXIT" sign complies with NFPA requirements. The 422A is designed for access and egress applications for the disabled.

**1 Gang;** 2" Button, Green Illuminated Button - Stainless Steel  
**Narrow;** 1 3/4"x1" Button, Green Illuminated Button - Stainless Steel

1 Gang	Narrow	Contact	Sign
422U	412NU	Momentary SPDT	PUSH TO EXIT
423U	413NU	Integrated electronic timer, adj. 1-60 sec, 12/24VDC, DPST 2Amp contact	PUSH TO EXIT
423PU	413PNU	Integrated pneumatic timer, adj. 1-180 sec, 12/24VDC, SPDT 3Amp contact	PUSH TO EXIT
424U	414NU	Momentary DPDT	PUSH TO EXIT
425U	415NU	AA (On/Off) DPDT	NONE

**2" Button - Blue Illuminated button only**

422AU	Momentary SPDT	♿ ♿
423AU	Integrated electronic timer, adj. 1-60 sec, 12/24VDC, DPST 2Amp contact	

### Finishes

Suffix 'U' above indicates standard finish stainless steel

C 605 Bright Brass	D 606 Dull Brass
H 613 Oil Rubbed Bronze	P 625 Bright Chrome

### Options

L1G 1 Green LED	LT Tri-color LED - Red, Green, Amber
L1R 1 Red LED	R Red Button in lieu of green
L2 1 Red, 1 Green LED	

### Specifications

<b>Contact:</b>	SPDT, 5 Amp @ 30VDC
<b>Timer:</b>	SPDT 2 Amp @ 12/24VDC
<b>Wire Leads:</b>	6", 20 Gauge
<b>1 Gang:</b>	2 7/8" x 4 1/2" x 20 Ga. (73 x 114 x 0.912 mm)
<b>Narrow:</b>	1 3/4" x 4 1/2" x 20 Ga. (45 x 114 x 0.912 mm)

### Code Compliant Exit Switches

#### Code Compliant Manual Releasing Devices and Sensors

423M and 413MN exit switches used together with the MD31D PIR sensor comply with manual releasing device and sensor device requirements for Access-Controlled Egress Doors per the following codes:

- ICC International Building Code 1008.1.3.4
- NFPA 101 Life Safety Code 7.2.1.6.2
- IFC International Fire Code 1008.1.3.4
- California Fire Code

**1 Gang:** 2" Button, Green Illuminated Button - Stainless Steel

**Narrow:** 1 3/4"x1" Button, Green Illuminated Button - Stainless Steel

1 Gang	Narrow	Contact	Sign
423MU	413MNU	Integrated electronic timer, fixed 30 sec timer, 12/24VDC, DPST 2Amp contact	PUSH TO EXIT

### Finishes

Suffix 'U' above indicates standard finish stainless steel  
 For special finish use suffix below in lieu of "U"

C 605 Bright Brass	D 606 Dull Brass
H 613 Oil Rubbed Bronze	P 625 Bright Chrome

### Options

L1G 1 Green LED	LT Tri-color LED - Red, Green, Amber
L1R 1 Red LED	R Red Button in lieu of green
L2 1 Red, 1 Green LED	

### Specifications

<b>Contact:</b>	Momentary, SPDT 5 Amp @ 30VDC
<b>Wire Leads:</b>	6", 20 Gauge
<b>1 Gang:</b>	2 7/8" x 4 1/2" x 20 Ga. (73 x 114 x 0.912 mm)
<b>Narrow:</b>	1 3/4" x 4 1/2" x 20 Ga. (45 x 114 x 0.912 mm)

### PIR Egress Sensor

UL listed 294  
 Access Control System Units



The MD31D PIR request-to-exit sensor unlocks doors automatically when persons approaching door are detected. The MD31D complies with national fire and building code requirements for Access Controlled Egress Doors listed above. Code compliant failsafe mode releases locks when power to PIR sensor is interrupted.

Model	Color	
MD-31DW	White	PIR Egress Sensor
MD-31DB	Black	PIR Egress Sensor

### Specifications

<b>Input:</b>	12 or 24 VAC/DC @ 26mA max
<b>Contact:</b>	2 SPDT Dry, 2 Amp @ 30VDC
<b>Operating Temp:</b>	-20° F to 120° F (-29° C to 49° C)
<b>Dimensions:</b>	1.5" H x 6.25" W x 1.5" D (38.1 H x 148.8 W x 38.1 D mm)




SECURITY DOOR CONTROLS

sdsecurity.com service@sdsecurity.com







### 430 Series Mushroom Exit Switch

The SDC 430 Heavy Duty Industrial Series incorporates a 1 1/2" round mushroom button with heavy duty contacts. The assembly is capable of withstanding high impact and is ideal for heavy duty high frequency use.

1.5" Mushroom, Green Button Standard, Dull Stainless Steel

1 Gang	Narrow	2 Gang	Contact	Sign
431CU	431CNU		AA (On/Off) NC SPST	none
431OU	431ONU		AA (On/Off) NO SPST	none
432CU	432CNU		Momentary NC SPST	EXIT
432OU	432ONU		Momentary NO SPST	EXIT
		433U	Momentary with Timer Module, Adj. 1-60 seconds 12/24V AC/DC, SPDT 2A contact	EXIT
434U	434NU		Momentary DPST	EXIT
435U	435NU		AA (On/Off) DPST	none

### Latching Function with Key Reset

The SDC 432KUR latches when depressed and must be reset with the built-in-key. Applications include alarm, panic alarm and emergency door release where systems are restored by authorized personnel only.

1.5" Mushroom, Red Button Standard, Dull Stainless Steel

1 Gang	Narrow	Contact	Sign
432KUR	432KNUR	Latching/ key reset DPST	none

### Finishes

Suffix 'U' above indicates standard finish stainless steel  
For special finish use suffix below in lieu of "U"

C 605 Bright Brass	D 606 Dull Brass
H 613 Oil Rubbed Bronze	P 625 Bright Chrome

### Options

L1G 1 Green LED	LT Tri-color LED - Red, Green, Amber
L1R 1 Red LED	R Red Button in lieu of Green
L2 1 Red, 1 Green LED	

### Specifications


Contact: 6 Amp @ 30VDC

Wire Connection: Screw Terminals

1 Gang: 2 7/8" x 4 1/2" x 20 Ga. (73 x 114 x 0.912 mm)

Narrow: 1 3/4" x 4 1/2" x 20 Ga. (45 x 114 x 0.912 mm)

2 Gang: 4 1/2" x 4 1/2" x 20 Ga. (114 x 114 x 0.912 mm)



### 440 Heavy Duty Series

The conspicuous 440 Heavy Duty Industrial series switch assemblies incorporate a 2 5/8" inch diameter mushroom button and heavy duty water resistant contacts. The large 2 gang mushroom assembly includes a heavy duty steel bezel around the button to guard against abuse. When utilized as an Exit or REX switch, the assembly is easy to activate and stands out for persons without prior knowledge of egress operation.

In addition to egress applications, the large assembly is ideal as an easy to activate Emergency/Panic Alarm switch.

2-5/8" Mushroom, Red Button Standard, Dull Stainless Steel Finish, Specify G For Optional Green button

1 Gang	2 Gang	Contact	Sign
	441U	AA (On/Off) DPST	none
	442U	Momentary DPST	EXIT
	443U	Momentary with Timer Module, Adj. 1-60 seconds 12/24V AC/DC, SPDT 2A contact	EXIT
	444U	Momentary 2-DPST	EXIT
446U		Momentary DPST	EXIT

### Finishes

Suffix 'U' above indicates standard finish stainless steel  
For special finish use suffix below in lieu of "U"

C 605 Bright Brass	D 606 Dull Brass
H 613 Oil Rubbed Bronze	P 625 Bright Chrome

### Options

L1G 1 Green LED	LT Tri-color LED - Red, Green, Amber
L1R 1 Red LED	E Add Exit sign To AA Function Switch
L2 1 Red, 1 Green LED	G Green button in lieu of Red

### Specifications

Button: Mushroom, 2 5/8" (67 mm)

Contact: 6 Amp @ 30VDC


Wire Connections: Screw Terminals

1 Gang: 2 7/8" x 4 1/2" x 20 Ga. (73 x 114 x 0.912 mm)

2 Gang: 4 1/2" x 4 1/2" x 20 Ga. (114 x 114 x 0.912 mm)

### Example

Model	Finish	Option
432O	U	L2
446	U	L2



### 450 Vandal Resistant Series

The SDC 450 Series incorporates a 1/4" thick aluminum faceplate and an all stainless steel button. The assembly will resist the impact of a hammer blow. In addition, security spanner mounting screws are concealed by tamper resistant aluminum plugs to inhibit tampering.

#### Pneumatic Time Delay

The 453PTD includes a 1 to 180 second pneumatic timer for delayed re-locking. Where preferred, the 10TD Electronic Mini Timer may be specified for use with the standard 452 model (see page 4).

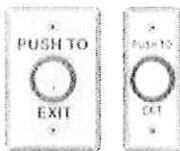
Stainless Steel Button - 1/4" Thick Aluminum Plate - Security Screws  
Plated Finish Not Available

1 Gang	Narrow	Contact	Sign
451V	451NV	AA (On/Off) SPDT	none
452V	452NV	Momentary SPDT	none
453PV	452PNV	Integrated Pneumatic Timer Adj. 1-180 sec. DPDT contact	none

#### Specifications

<b>Button:</b>	Round Dull Stainless Steel button, 1/2" (13 mm)
<b>Contact:</b>	6 Amp @ 30VDC
<b>Wire Connections:</b>	451/452: 6", 20 gauge 453: Screw terminals
<b>1 Gang:</b>	2 7/8" x 4 1/2" x 1/4" (73 x 114 x 6.35 mm)
<b>Narrow:</b>	1 3/4" x 4 1/2" x 1/4" (45 x 114 x 6.35 mm)

### 460 Vandal Resistant Series



- Vandal resistant stainless steel piezoelectric button and faceplate
- No moving parts
- Billion cycle button technology
- Bi-color status indicator, Red and Green
- Integrated timer, adj. 1-40 seconds

The SDC 460 series is a heavy duty, vandal resistant exit switch designed for harsh indoor or outdoor environments. The stainless steel piezoelectric technology is also ideal for high traffic applications. The switch assembly design ensures superior performance in virtually any environment.

1/8" Stainless Steel - Security Screws - Plated Finish Not Available

1 Gang	Narrow	Contact	Sign
463U	463NU	Integrated 1-40 Sec Timer, NO/NC 2A contact	PUSH TO EXIT / EXIT

#### Specifications

<b>Input Voltage:</b>	12/24VDC
<b>Current:</b>	LED On: Idle-60mA, Active-120mA, LED Off: Idle-10mA, Active-60mA
<b>Outputs:</b>	1 N.O., 1 N.C., 2 Amp @ 30VDC
<b>Relay Life Expectancy:</b>	100,000 cycles @ 2A 30VDC 200,000 cycles @ 1A 30VDC
<b>Operating Temp:</b>	-40° F to +160° F (-40° C to +70° C)
<b>1 Gang:</b>	4.5" H x 2.75" W x 1.25" D (114 x 70 x 32 mm)
<b>Narrow:</b>	4.5" H x 1.75" W x 1.25" D (114 x 44 x 32 mm)



### Communicating Bathroom System Controls

For a common single bathroom shared by two patient rooms or dormitory rooms, the CB400A controls provides privacy and ensures that both doors are locked only when the bathroom is occupied and unlocked when the bathroom is not occupied. The CB400B controls provide emergency access by facility staff. Both doors unlock when signalled by the fire life safety system.

#### For communicating bathroom systems with EMLocks

**CB401A** The CB401A is located inside the bathroom. Depressing the button locks both doors for privacy. Pressing the button again unlocks both doors ensuring both doors are unlocked when unoccupied.

**CB401B** The CB401B Emergency door release (2 required) is located outside the bathroom above or adjacent to the door. The illuminated push switch button indicates the doors are locked. Depressing the push switch unlocks both doors.

#### Additional Components Required

- 2 EMLock's:  
1581VD – 650lbs Holding Force  
or 1571VD – 1200lbs Holding Force
- 631RF-CR Power Supply

#### For communicating bathroom systems with Electrified Locksets

**CB402A** The CB402A is located inside the bathroom. Depressing the push switch locks both doors on the outside only. Doors are always unlocked on the inside for uninhibited egress. Exiting either door causes both doors to unlock.


**CB402B** The CB402A Emergency door release (2 required) is located outside the bathroom above or adjacent to the door. The illuminated push switch button indicates the doors are locked. Depressing the push switch unlocks both doors.

#### Additional Components Required

- 2 each Electrified Locksets:  
Z7250 Electrified Cylindrical lock with Rex output  
or Z7850-R Electrified Mortise lock with REX output
- PTH-4Q four wire power transfer hinge
- 631RF-LR Power Supply

#### Specifications

<b>Contact:</b>	SPDT 5 Amp @ 30VDC
<b>Wire Leads:</b>	6", 20 Gauge
<b>1 Gang:</b>	2 7/8" x 4 1/2" x 20 Ga. (73 x 114 x 0.912 mm)



### 491 Emergency Break Glass Station

The SDC 491 "Break Glass" Emergency Door Release provides immediate unlocking of perimeter doors or interior doors that are equipped with fail-safe electric locks. The 491's siren may be used as a local door annunciator.

#### Model

- 491 Break Glass Emergency Door Release with Siren
- 491-GL4 4 Each Replacement Glass
- 491-BB Surface Mount Back Box

#### Specifications

- Contact:** DPDT, 10 Amp @ 30VAC/DC
- Siren:** 20 mA @ 12/24VAC/DC
- 1 Gang:** 3.5" x 5.25" (89 x 133 mm)




### Mini Timer Module

The electronic Mini Timer delays relocking of access controlled door to provide persons ample time needed to complete door entry or egress. The Mini Timer is compatible with all SDC momentary key and exit switches equipped with a momentary normally open contact. The module assembly fits inside a two gang key or exit switch assembly or may be installed separately in a narrow frame or remote junction box.

10TD Mini Timer Module, Adjustable 1 - 60 seconds

#### Specifications

- Input:** 12/24 VDC / VAC @ 50 mA
- Trigger Input:** N.O. Dry
- Contact:** SPDT Dry, 2 Amps @ 30VDC
- Wire Leads:** 6", 20 Gauge
- Size:** 3/4" x 1-1/2" x 2-1/4" (19 x 38 x 57 mm)



### 492 Emergency Pull Station

The SDC 492 Emergency Door Release Pull Station provides immediate unlocking of perimeter doors or interior doors that are equipped with fail-safe electric locks. The 492's built in alarm may be used as a local door annunciator.

The SDC 492 is specifically designed for emergency door release and may influence the approval of an electric locking system.

#### Model

- 492 Pull station emergency door release with siren 3V-28VDC, 18mA
- 492-GL4 4 Replacement Glass Rods
- 492-BB Blue surface mount back box

DJS010354 - Bid form

Item #	Description / Model	Initial Year Qty.	Unit Price	Extended Amount
1	SDC Exit Check Model 1511S delayed egress lock or Equal	18	\$700.00	12,600.00
2	Push button manual overrides Model SDC 423 U or Equal	4	\$37.50	150.00
3	SDC Power Supply/Charger Model 834RF or Equal	6	\$275.00	1,650.00
4	Total Installation + Materials	1	\$7,685.00	7,685.00
Failure to use this form may result in disqualification				TOTAL \$ 22,085.00

Bidder / Vendor Information:

Name: Longs Security Camera Systems LLC

Address: 102 39th St SE

Charleston WV 25304

Phone#: 304-925-0338

Email Address: longsctv@suddenlink.net

\* NOTE: there will be 1 spare each of items listed. These are included in bid quantities



# CERTIFICATE OF LIABILITY INSURANCE

MA187135000

DATE (MM/DD/YYYY)  
11/1/2011

THIS CERTIFICATE IS ISSUED AS A MATTER OF INFORMATION ONLY AND CONFERS NO RIGHTS UPON THE CERTIFICATE HOLDER. THIS CERTIFICATE DOES NOT AFFIRMATIVELY OR NEGATIVELY AMEND, EXTEND OR ALTER THE COVERAGE AFFORDED BY THE POLICIES BELOW. THIS CERTIFICATE OF INSURANCE DOES NOT CONSTITUTE A CONTRACT BETWEEN THE ISSUING INSURER(S), AUTHORIZED REPRESENTATIVE OR PRODUCER, AND THE CERTIFICATE HOLDER.

**IMPORTANT:** If the certificate holder is an **ADDITIONAL INSURED**, the policy(ies) must be endorsed. If **SUBROGATION IS WAIVED**, subject to the terms and conditions of the policy, certain policies may require an endorsement. A statement on this certificate does not confer rights to the certificate holder in lieu of such endorsement(s).

<b>PRODUCER</b> Commercial Lines - (304) 346-0611 Wells Fargo Insurance Services of West Virginia Inc. One Hillcrest Drive East Charleston, WV 25311-1697	<b>CONTACT NAME:</b> Tammy Bowles <b>PHONE (A/C No, Ext):</b> 304-347-0753 <b>E-MAIL ADDRESS:</b> tammy.bowles@wellsfargo.com	<b>FAX (A/C, No):</b> 304-347-8483
	<b>INSURER(S) AFFORDING COVERAGE</b>	
<b>INSURED</b> Long's Security Camera Systems LLC 102 38th St SE  Charleston, WV 25304	<b>INSURER A:</b> Landmark American Insurance Company	<b>NAIC #</b> 35637
	<b>INSURER B:</b>	
	<b>INSURER C:</b>	
	<b>INSURER D:</b>	
	<b>INSURER E:</b>	
	<b>INSURER F:</b>	


**COVERAGES** **CERTIFICATE NUMBER:** 3486226 **REVISION NUMBER:** See below

THIS IS TO CERTIFY THAT THE POLICIES OF INSURANCE LISTED BELOW HAVE BEEN ISSUED TO THE INSURED NAMED ABOVE FOR THE POLICY PERIOD INDICATED. NOTWITHSTANDING ANY REQUIREMENT, TERM OR CONDITION OF ANY CONTRACT OR OTHER DOCUMENT WITH RESPECT TO WHICH THIS CERTIFICATE MAY BE ISSUED OR MAY PERTAIN, THE INSURANCE AFFORDED BY THE POLICIES DESCRIBED HEREIN IS SUBJECT TO ALL THE TERMS, EXCLUSIONS AND CONDITIONS OF SUCH POLICIES. LIMITS SHOWN MAY HAVE BEEN REDUCED BY PAID CLAIMS.

INSR LTR	TYPE OF INSURANCE	ADDL INSR	SUBR WVD	POLICY NUMBER	POLICY EFF (MM/DD/YYYY)	POLICY EXP (MM/DD/YYYY)	LIMITS	
A	GENERAL LIABILITY			LBA091967	03/11/11	03/11/12	EACH OCCURRENCE	\$ 1,000,000
	<input checked="" type="checkbox"/> COMMERCIAL GENERAL LIABILITY						DAMAGE TO RENTED PREMISES (Ea occurrence)	\$ 100,000
	<input type="checkbox"/> CLAIMS-MADE <input checked="" type="checkbox"/> OCCUR						MED EXP (Any one person)	\$ 5,000
							PERSONAL & ADV INJURY	\$ 1,000,000
							GENERAL AGGREGATE	\$ 2,000,000
							PRODUCTS - COM/POP AGG	\$ 2,000,000
								\$
	AUTOMOBILE LIABILITY						COMBINED SINGLE LIMIT (Ea accident)	\$
	<input type="checkbox"/> ANY AUTO						BODILY INJURY (Per person)	\$
	<input type="checkbox"/> ALL OWNED AUTOS	<input type="checkbox"/> SCHEDULED AUTOS					BODILY INJURY (Per accident)	\$
	<input type="checkbox"/> HIRED AUTOS	<input type="checkbox"/> NON-OWNED AUTOS					PROPERTY DAMAGE (Per accident)	\$
								\$
	UMBRELLA LIAB	<input type="checkbox"/> OCCUR					EACH OCCURRENCE	\$
	EXCESS LIAB	<input type="checkbox"/> CLAIMS-MADE					AGGREGATE	\$
								\$
	WORKERS COMPENSATION AND EMPLOYERS' LIABILITY						WC STATUTORY LIMITS	OTHER
	ANY PROPRIETOR/PARTNER/EXECUTIVE OFFICER/MEMBER EXCLUDED? (Mandatory in NH)	<input type="checkbox"/> Y/N	N/A				E.L. EACH ACCIDENT	\$
	If yes, describe under DESCRIPTION OF OPERATIONS below						E.L. DISEASE - EA EMPLOYEE	\$
							E.L. DISEASE - POLICY LIMIT	\$

DESCRIPTION OF OPERATIONS / LOCATIONS / VEHICLES (Attach ACORD 101, Additional Remarks Schedule, if more space is required)

RE: Delayed Egress Door Lock System

<b>CERTIFICATE HOLDER</b> Division of Juevenile Services Kenneth Honey Rubenstein Juvenile Center 141 Forestry Camp Road Davis, WV 26260	<b>CANCELLATION</b> SHOULD ANY OF THE ABOVE DESCRIBED POLICIES BE CANCELLED BEFORE THE EXPIRATION DATE THEREOF, NOTICE WILL BE DELIVERED IN ACCORDANCE WITH THE POLICY PROVISIONS.  AUTHORIZED REPRESENTATIVE 
---	---

**BID BOND**

KNOW ALL MEN BY THESE PRESENTS, That we, the undersigned, Long's Security Camera Systems, LLC  
of 102 38th Street SE, Charleston, WV, as Principal, and Western Surety Company  
of Sioux Falls, South Dakota, a corporation organized and existing under the laws of the State of  
South Dakota with its principal office in the City of Sioux Falls, as Surety, are held and firmly bound unto the State  
of West Virginia, as Obligee, in the penal sum of Five Percent (5%) of Amount Bid (\$                     ) for the payment of which,  
well and truly to be made, we jointly and severally bind ourselves, our heirs, administrators, executors, successors and assigns.

The Condition of the above obligation is such that whereas the Principal has submitted to the Purchasing Section of the  
Department of Administration a certain bid or proposal, attached hereto and made a part hereof, to enter into a contract in writing for  
Delayed Egress Door Locks System for Rubenstein Juvenile Center  
Davis, West Virginia (DJS010351)


NOW THEREFORE,

(a) If said bid shall be rejected, or  
(b) If said bid shall be accepted and the Principal shall enter into a contract in accordance with the bid or proposal attached  
hereto and shall furnish any other bonds and insurance required by the bid or proposal, and shall in all other respects perform the  
agreement created by the acceptance of said bid, then this obligation shall be null and void, otherwise this obligation shall remain in full  
force and effect. It is expressly understood and agreed that the liability of the Surety for any and all claims hereunder shall, in no event,  
exceed the penal amount of this obligation as herein stated.

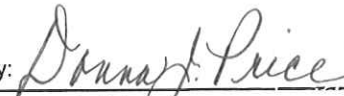
The Surety, for the value received, hereby stipulates and agrees that the obligations of said Surety and its bond shall be in no  
way impaired or affected by any extension of the time within which the Obligee may accept such bid, and said Surety does hereby  
waive notice of any such extension.

IN WITNESS WHEREOF, Principal and Surety have hereunto set their hands and seals, and such of them as are corporations  
have caused their corporate seals to be affixed hereunto and these presents to be signed by their proper officers, this  
1st day of November, 2011.

Principal Corporate Seal

Long's Security Camera Systems, LLC  
(Name of Principal)  
By:   
(Must be President or  
Vice President)  
President  
(Title)

Surety Corporate Seal

Western Surety Company  
(Name of Surety)  
By:   
Donna J. Price Attorney-in-Fact  
Licensed West Virginia Resident Agent

IMPORTANT – Surety executing bonds must be licensed in West Virginia to transact surety insurance. Corporate seals must be affixed,  
and a power of attorney must be attached.

# Western Surety Company

## POWER OF ATTORNEY APPOINTING INDIVIDUAL ATTORNEY-IN-FACT

Know All Men By These Presents, That WESTERN SURETY COMPANY, a South Dakota corporation, is a duly organized and existing corporation having its principal office in the City of Sioux Falls, and State of South Dakota, and that it does by virtue of the signature and seal herein affixed hereby make, constitute and appoint

**Andrew K Teeter, Janis K Peacock, Kimberly L Miles, Douglas P Taylor, Donna J Price, Individually**

of Charleston, WV, its true and lawful Attorney(s)-in-Fact with full power and authority hereby conferred to sign, seal and execute for and on its behalf bonds, undertakings and other obligatory instruments of similar nature

**- In Unlimited Amounts -**

and to bind it thereby as fully and to the same extent as if such instruments were signed by a duly authorized officer of the corporation and all the acts of said Attorney, pursuant to the authority hereby given, are hereby ratified and confirmed.

This Power of Attorney is made and executed pursuant to and by authority of the By-Law printed on the reverse hereof, duly adopted, as indicated, by the shareholders of the corporation.

In Witness Whereof, WESTERN SURETY COMPANY has caused these presents to be signed by its Senior Vice President and its corporate seal to be hereto affixed on this 19th day of March, 2010.



WESTERN SURETY COMPANY


Paul T. Bruflat, Senior Vice President

State of South Dakota }  
County of Minnehaha } ss

On this 19th day of March, 2010, before me personally came Paul T. Bruflat, to me known, who, being by me duly sworn, did depose and say: that he resides in the City of Sioux Falls, State of South Dakota; that he is the Senior Vice President of WESTERN SURETY COMPANY described in and which executed the above instrument; that he knows the seal of said corporation; that the seal affixed to the said instrument is such corporate seal; that it was so affixed pursuant to authority given by the Board of Directors of said corporation and that he signed his name thereto pursuant to like authority, and acknowledges same to be the act and deed of said corporation.

My commission expires

November 30, 2012



D. Krell, Notary Public

CERTIFICATE

I, L. Nelson, Assistant Secretary of WESTERN SURETY COMPANY do hereby certify that the Power of Attorney hereinabove set forth is still in force, and further certify that the By-Law of the corporation printed on the reverse hereof is still in force. In testimony whereof I have hereunto subscribed my name and affixed the seal of the said corporation this 1st day of November, 2011



WESTERN SURETY COMPANY

L. Nelson, Assistant Secretary

RFQ No. DJS010351

STATE OF WEST VIRGINIA  
Purchasing Division

**PURCHASING AFFIDAVIT**

West Virginia Code §5A-3-10a states: No contract or renewal of any contract may be awarded by the state or any of its political subdivisions to any vendor or prospective vendor when the vendor or prospective vendor or a related party to the vendor or prospective vendor is a debtor and the debt owed is an amount greater than one thousand dollars in the aggregate.

**DEFINITIONS:**

"Debt" means any assessment, premium, penalty, fine, tax or other amount of money owed to the state or any of its political subdivisions because of a judgment, fine, permit violation, license assessment, defaulted workers' compensation premium, penalty or other assessment presently delinquent or due and required to be paid to the state or any of its political subdivisions, including any interest or additional penalties accrued thereon.

"Debtor" means any individual, corporation, partnership, association, limited liability company or any other form or business association owing a debt to the state or any of its political subdivisions. "Political subdivision" means any county commission; municipality; county board of education; any instrumentality established by a county or municipality; any separate corporation or instrumentality established by one or more counties or municipalities, as permitted by law; or any public body charged by law with the performance of a government function or whose jurisdiction is coextensive with one or more counties or municipalities. "Related party" means a party, whether an individual, corporation, partnership, association, limited liability company or any other form or business association or other entity whatsoever, related to any vendor by blood, marriage, ownership or contract through which the party has a relationship of ownership or other interest with the vendor so that the party will actually or by effect receive or control a portion of the benefit, profit or other consideration from performance of a vendor contract with the party receiving an amount that meets or exceeds five percent of the total contract amount.

**EXCEPTION:** The prohibition of this section does not apply where a vendor has contested any tax administered pursuant to chapter eleven of this code, workers' compensation premium, permit fee or environmental fee or assessment and the matter has not become final or where the vendor has entered into a payment plan or agreement and the vendor is not in default of any of the provisions of such plan or agreement.

Under penalty of law for false swearing (West Virginia Code §61-5-3), it is hereby certified that the vendor affirms and acknowledges the information in this affidavit and is in compliance with the requirements as stated.

**WITNESS THE FOLLOWING SIGNATURE**

Vendor's Name: Long's Security Camera Systems LLC

Authorized Signature: Allen E. O'Byrne Date: Nov 1st 2011

State of WEST VIRGINIA

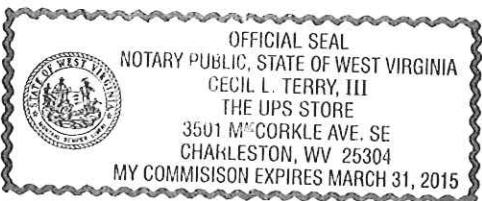
County of KANAWHA, to-wit:

Taken, subscribed, and sworn to before me this 1 day of Nov, 2011.

My Commission expires 3/31, 2015.

AFFIX SEAL HERE

NOTARY PUBLIC [Signature]







State of West Virginia  
DRUG FREE WORKPLACE CONFORMANCE AFFIDAVIT  
West Virginia Code §21-1D-5

STATE OF West Virginia  
COUNTY OF Kanawha, TO-WIT:

I, Alan E Long, after being first duly sworn, depose and state as follows:

- 1. I am an employee of Long's Security Camera Sys LLC, and,  
(Company Name)
- 2. I do hereby attest that Long's Security Camera System LLC  
(Company Name)

maintains a valid written drug free workplace policy and that such policy is in compliance with **West Virginia Code** §21-1D-5.

The above statements are sworn to under the penalty of perjury.


Long's Security Camera Systems LLC  
(Company Name)

By: Alan E Long

Title: Owner

Date: Nov 1st 2011

Taken, subscribed and sworn to before me this 1 day of Nov, 2011.



[Signature]  
(Notary Public)

**THIS AFFIDAVIT MUST BE SUBMITTED WITH THE BID IN ORDER TO COMPLY WITH WV CODE PROVISIONS. FAILURE TO INCLUDE THE AFFIDAVIT WITH THE BID SHALL RESULT IN DISQUALIFICATION OF THE BID.**

# State of West Virginia VENDOR PREFERENCE CERTIFICATE

Certification and application\* is hereby made for Preference in accordance with *West Virginia Code*, §5A-3-37. (Does not apply to construction contracts). *West Virginia Code*, §5A-3-37, provides an opportunity for qualifying vendors to request (at the time of bid) preference for their residency status. Such preference is an evaluation method only and will be applied only to the cost bid in accordance with the *West Virginia Code*. This certificate for application is to be used to request such preference. The Purchasing Division will make the determination of the Resident Vendor Preference, if applicable.

- 1. **Application is made for 2.5% resident vendor preference for the reason checked:**  
 Bidder is an individual resident vendor and has resided continuously in West Virginia for four (4) years immediately preceding the date of this certification; **or**,  
 Bidder is a partnership, association or corporation resident vendor and has maintained its headquarters or principal place of business continuously in West Virginia for four (4) years immediately preceding the date of this certification; or 80% of the ownership interest of Bidder is held by another individual, partnership, association or corporation resident vendor who has maintained its headquarters or principal place of business continuously in West Virginia for four (4) years immediately preceding the date of this certification; **or**,  
 Bidder is a nonresident vendor which has an affiliate or subsidiary which employs a minimum of one hundred state residents and which has maintained its headquarters or principal place of business within West Virginia continuously for the four (4) years immediately preceding the date of this certification; **or**,
- 2. **Application is made for 2.5% resident vendor preference for the reason checked:**  
 Bidder is a resident vendor who certifies that, during the life of the contract, on average at least 75% of the employees working on the project being bid are residents of West Virginia who have resided in the state continuously for the two years immediately preceding submission of this bid; **or**,
- 3. **Application is made for 2.5% resident vendor preference for the reason checked:**  
 Bidder is a nonresident vendor employing a minimum of one hundred state residents or is a nonresident vendor with an affiliate or subsidiary which maintains its headquarters or principal place of business within West Virginia employing a minimum of one hundred state residents who certifies that, during the life of the contract, on average at least 75% of the employees or Bidder's affiliate's or subsidiary's employees are residents of West Virginia who have resided in the state continuously for the two years immediately preceding submission of this bid; **or**,
- 4.  **Application is made for 5% resident vendor preference for the reason checked:**  
 Bidder meets either the requirement of both subdivisions (1) and (2) or subdivision (1) and (3) as stated above; **or**,
- 5. **Application is made for 3.5% resident vendor preference who is a veteran for the reason checked:**  
 Bidder is an individual resident vendor who is a veteran of the United States armed forces, the reserves or the National Guard and has resided in West Virginia continuously for the four years immediately preceding the date on which the bid is submitted; **or**,
- 6. **Application is made for 3.5% resident vendor preference who is a veteran for the reason checked:**  
 Bidder is a resident vendor who is a veteran of the United States armed forces, the reserves or the National Guard, if, for purposes of producing or distributing the commodities or completing the project which is the subject of the vendor's bid and continuously over the entire term of the project, on average at least seventy-five percent of the vendor's employees are residents of West Virginia who have resided in the state continuously for the two immediately preceding years.

Bidder understands if the Secretary of Revenue determines that a Bidder receiving preference has failed to continue to meet the requirements for such preference, the Secretary may order the Director of Purchasing to: (a) reject the bid; or (b) assess a penalty against such Bidder in an amount not to exceed 5% of the bid amount and that such penalty will be paid to the contracting agency or deducted from any unpaid balance on the contract or purchase order.

By submission of this certificate, Bidder agrees to disclose any reasonably requested information to the Purchasing Division and authorizes the Department of Revenue to disclose to the Director of Purchasing appropriate information verifying that Bidder has paid the required business taxes, provided that such information does not contain the amounts of taxes paid nor any other information deemed by the Tax Commissioner to be confidential.

Under penalty of law for false swearing (*West Virginia Code*, §61-5-3), Bidder hereby certifies that this certificate is true and accurate in all respects; and that if a contract is issued to Bidder and if anything contained within this certificate changes during the term of the contract, Bidder will notify the Purchasing Division in writing immediately.

Bidder: Long's Security Camera Systems LLC      Signed: Alan E. Long  
 Date: Nov 1 2011      Title: Owner

\*Check any combination of preference consideration(s) indicated above, which you are entitled to receive.