


**verizon**business

**A PROPOSAL TO**

**STATE OF WEST VIRGINIA**  
Department of Health & Human Resources

**For**  
**Access Control System**  
**MMB11028**  
**Mildred Mitchell-Bateman Hospital**

**January 6, 2011**



**PRESENTED BY:**

**Chip Merritt**  
**Client Account Manager**  
**304-356-3401**  
**304-590-6999 (cell)**  
**[chip.j.merritt@verizonbusiness.com](mailto:chip.j.merritt@verizonbusiness.com)**

RECEIVED

2011 JAN -6 PM 1:22

WV PURCHASING  
DIVISION

January 6, 2011

State of West Virginia  
Department of Administration  
Purchasing Division  
Building 15  
2019 Washington Street East  
Charleston, WV 25305-0130

Attn: Roberta Wagner

RE: RFQ MMB11028

RESPONSE FROM: Verizon Select Services Inc.

Dear Ms. Wagner:

Verizon Select Services Inc. is pleased to submit its proposal to provide installation of an access control system for Mildred Mitchell-Bateman Hospital.

Verizon is one of the world's leading providers of communications services. Verizon companies are the largest providers of wireline and wireless communications in the United States, with more than 100 million access lines and more than 25 million wireless customers. A Fortune 10 company with more than 195,000 employees and approximately \$60 billion in 1999 revenue, Verizon's global presence extends to 40 countries in the Americas, Europe, Asia and the Pacific.

Verizon Business will provide outstanding service quality, product flexibility, and a local dedicated Account Team. Both customers and industry analysts continue to recognize Verizon for its service performance and customer care. Verizon has received several notable industry –analyst marks of distinction, including:

- Frost & Sullivan named Verizon Business a Top Provider of Global Managed Security Services in its 2010 “Global Managed Security Service Providers Rollup” report
- Nemertes Research named Verizon as the Top Provider among Market Leaders for multiprotocol label switching (MPLS) and Carrier Ethernet services, with two 2010 Nemertes PilotHouse Awards.
- Gartner Inc. placed Verizon Business in the Leaders quadrant in the “Magic Quadrant for Communications Outsourcing and Professional Services, North America.
- Verizon has earned certification as ISO/IEC 20000-1-compliant for its Government Enterprise Network Operations Center (GENOC), located in Cary, N.C. The GENOC, launched in 1997, provides managed services for local, state, and federal government customers.

- J.D.Power and Associates has consistently ranked Verizon highest in Customer Satisfaction since 2004 in the Telecommunications Industry Segment.
- Verizon is the first communications provider to earn the Better Business Torch Award in the area of Marketplace Excellence. (2010)
- Verizon Business has been named Global Service Provider of the Year, North America, by Polycom. (2010)
- Verizon has been named to the Global 100 of Newsweek magazine's annual green rankings.
- Verizon has received awards from Cisco for Service Provider Partner of the Year, Managed Service Provider Partner of the Year, Data Center Partner of the Year, Unified Communications & Collaboration Partner of the Year, Managed Service Partner of the Year and Technology Excellence Partner of the Year (2009).

Verizon Business commits to provide the services as described in this Proposal. I also give my personal commitment of service to the State of West Virginia. I look forward to continuing our business relationship and building an even stronger partnership with the State of West Virginia.

Sincerely,



Chip Merritt

**Corporate Account Manager**

**Authorized Contact**

Verizon Business

304-356-3401

[chip.j.merritt@verizonbusiness.com](mailto:chip.j.merritt@verizonbusiness.com)

*Verizon Business Network Services, Inc. on behalf of Verizon Select Services Inc. ("Verizon") offers this Request for Quotation (RFQ) response in accordance with the terms and conditions therein. In addition and in compliance with the WV Purchasing Division's Policies and Procedures Handbook, Section 7.2.7, Verizon also submits additional terms and conditions reflected in Verizon's standard System Agreement, which is incorporated into Verizon's response. In addition, software provided is licensed to Customer under the license provided by the software publisher or by the equipment manufacturer with which the software is provided. Customer shall, if required, execute a separate software license agreement in a form satisfactory to the software publisher or equipment manufacturer.*

**MMB11028  
Mildred Mitchell-Bateman Hospital**

**Verizon has read, understands and complies with the specifications and requirements of this RFQ. In addition, Verizon has included our Statement of Work, System Agreement, and a Vendor Preference Certificate. Please see the Appendix section for a Scope of Proposal and additional data sheets and specifications applicable to this response.**



State of West Virginia  
 Department of Administration  
 Purchasing Division  
 2019 Washington Street East  
 Post Office Box 50130  
 Charleston, WV 25305-0130

# Request for Quotation

RFC NUMBER
MMB11028

PAGE
1

ADDRESS CORRESPONDENCE TO ATTENTION OF
ROBERTA WAGNER 304-558-0067

PROPERTY

Verizon Select Services Inc.  
 4700 MacCorkle Avenue, SE  
 Charleston, WV 25304

SHIP TO

HEALTH AND HUMAN RESOURCES  
 MILDRED MITCHELL-BATEMAN  
 HOSPITAL  
 1530 NORWAY AVENUE  
 HUNTINGTON, WV  
 25705 304-525-7801

DATE PRINTED	TERMS OF SALE	SHIP VIA	FOB	FREIGHT TERMS
12/10/2010				

BID OPENING DATE: 01/06/2011 BID OPENING TIME 01:30PM

LINE	QUANTITY	UOP	CAT NO	ITEM NUMBER	UNIT PRICE	AMOUNT
ADDENDUM NO. 1						
1. QUESTIONS AND ANSWERS ARE ATTACHED. 2. PLEASE NOTE THAT THE BID OPENING HAS BEEN MOVED FROM 12/23/2010 TO 1/6/2011 AT 1:30 PM. 3. ADDENDUM ACKNOWLEDGEMENT IS ATTACHED. THIS DOCUMENT SHOULD BE SIGNED AND RETURNED WITH YOUR BID. FAILURE TO SIGN AND RETURN MAY RESULT IN DISQUALIFICATION OF YOUR BID.						
EXHIBIT 10						
REQUISITION NO.: MMB11028						
ADDENDUM ACKNOWLEDGEMENT						
<input checked="" type="checkbox"/> I HEREBY ACKNOWLEDGE RECEIPT OF THE FOLLOWING CHECKED ADDENDUM(S) AND HAVE MADE THE NECESSARY REVISIONS TO MY PROPOSAL, PLANS AND/OR SPECIFICATION, ETC.						
ADDENDUM NO. S:						
NO. 1 <i>M.K.H.</i>						
NO. 2						
NO. 3						
NO. 4						

SEE REVERSE SIDE FOR TERMS AND CONDITIONS

SIGNATURE <i>Marsha K. Harrell</i>	TELEPHONE 3043563395	DATE 12/30/10
FEIN 16-1337624	ADDRESS CHANGES TO BE NOTED ABOVE	

PLEASE PRINT NAME AND ADDRESS IN SPACE ABOVE Labeled 'VENDOR'

Marsha K Harrell  
 Senior Consultant  
 Pricing/Contract Management



State of West Virginia  
 Department of Administration  
 Purchasing Division  
 2019 Washington Street East  
 Post Office Box 50130  
 Charleston, WV 25305-0130

# Request for Quotation

RFQ NUMBER  
 MMB11028

PAGE  
 2

ADDRESS CORRESPONDENCE TO ATTENTION OF  
 ROBERTA WAGNER  
 304-558-0067

RFQ COPY  
 TYPE NAME/ADDRESS HERE

ADDRESS

Verizon Select Services Inc.  
 4700 MacCorkle Avenue, SE  
 Charleston, WV 25304

SHIP TO

HEALTH AND HUMAN RESOURCES  
 MILDRED MITCHELL-BATEMAN  
 HOSPITAL  
 1530 NORWAY AVENUE  
 HUNTINGTON, WV  
 25705 304-525-7801

DATE PRINTED	TERMS OF SALE	SHIP VIA	F.O.B.	FREIGHT TERMS
12/10/2010				

BID OPENING DATE: 01/06/2011 BID OPENING TIME 01:30PM

LINE	QUANTITY	UOP	CAT NO	ITEM NUMBER	UNIT PRICE	AMOUNT
NO. 5						
<p>I UNDERSTAND THAT FAILURE TO CONFIRM THE RECEIPT OF THE ADDENDUM(S) MAY BE CAUSE FOR REJECTION OF BIDS.</p> <p>VENDOR MUST CLEARLY UNDERSTAND THAT ANY VERBAL REPRESENTATION MADE OR ASSUMED TO BE MADE DURING ANY ORAL DISCUSSION HELD BETWEEN VENDOR'S REPRESENTATIVES AND ANY STATE PERSONNEL IS NOT BINDING. ONLY THE INFORMATION ISSUED IN WRITING AND ADDED TO THE SPECIFICATIONS BY AN OFFICIAL ADDENDUM IS BINDING.</p> <p style="text-align: center;"> <i>Marsha K. Harrell</i>            .....            SIGNATURE            Verizon Business Services Inc. on            behalf of Verizon Select Services Inc. ....            COMPANY            12/30/10            .....            DATE         </p> <p>NOTE: THIS ADDENDUM ACKNOWLEDGEMENT SHOULD BE SUBMITTED WITH THE BID.</p> <p>REV. 09/21/2009</p> <p style="text-align: center;">END OF ADDENDUM NO. 1</p>						

SEE REVERSE SIDE FOR TERMS AND CONDITIONS

SIGNATURE <i>Marsha K. Harrell</i>	TELEPHONE 304/356 3395	DATE 12/30/10
CITY Marsha K Harrell Senior Consultant Pricing/Contract Management	FEIN 16-1337624	ADDRESS CHANGES TO BE NOTED ABOVE

PLEASE PRINT NAME AND ADDRESS IN SPACE ABOVE Labeled 'VENDOR'

**Mildred Mitchell-Bateman Hospital**

**Q & A Pre-Bid Meeting 12/6/2010**

**Question 1: Please provide door schedule showing all doors that are READ IN / READ OUT.**

Answer 1: Attached is a listing of the doors indicating their READ IN/ READ OUT.

**Question 2: Do all junction boxes, etc. have to be installed with tamper proof screws?**

Answer 2: Yes. As a psychiatric hospital, our patients must be protected from harming themselves or others by law.

**Question No. 3: : 120 day completion time is not attainable. With the submittal process, Fire Marshall review process and equipment delivery, you are looking at a minimum of 80 days just for the submittal and equipment. Please review completion time and provide extension**

Answer 3: The project completion time is extended from 120 days to 180 days from the date the Purchase Order is awarded.

**Question 4: Please provide scaled drawings so wiring runs can be estimated correctly.**

Answer 4. A map of the buildings is attached indicated each building's length and width as well as the location of conduit available between the buildings. Buildings 2-3-4 are connected by a "tunnel" or finished hallway.

**Question 5: What type of card do you want for use with the system, one sided or two sided? Do you plan on using the card as an identification card for your staff? What thickness of card is desired?**

Answer 5: The hospital desires to use a one-sided card for access and will not be using the same card for identification purposes. The proximity smart contactless card should be 30 ml in thickness and approximately 3.375" x 2.125" in size.

**Question 6: : Vendors are requesting a bid extension due the amount of information to be gathered on the project site not shown on drawings or in RFQ to properly bid the project within the time frame allotted.**

Answer 6: The bid date for this project originally set at December 23, 2010 is extended to January 6, 2011 at 1:30 p.m. because of the number of holidays closely following it.

**Question 7: Will background checks be required for our employee's to work on site? If so, will the State pay for these background checks?**

Answer 7: Background checks **WILL NOT** be required.

**Question 8: Please clarify bid bond requirements. RFQ states bid bonds are required and the agenda handed out in the pre bid says bid bonds not required.**

Answer 8: Bid bond for this project is required in accordance with the original RFQ.

**Question 9: Please clarify RFQ bid sheet #1. RFQ item 0003 has line item for 31 proximity card readers. Walk thru indicates there will be more than 31 installed. Please clarify.**

Answer 9: See Door Schedule attached indicating which side(s) of the door needs to have a card reader and where the security camera is to be located. All quantities are hereby changed to comply with this schedule and a new bid cost sheet is attached.

**Question 10: Please clarify page #6 of the RFQ model/brand/specifications. No manufacture is specified. Are we still to provide literature enclosed with the bid on equipment supplied?**

Answer 10: Vendors need to provide literature on the manufacturer of the system they are bidding are planning on using for this project if they are awarded the bid.

**Question 11: Please identify the building number and office number for the following location for computers and software; Security Office, Safety Office, Maintenance Department and Switchboard**

Answer 11: The Security Office is in Room 143b of Building 3. The Safety Director's Office is on the 2<sup>nd</sup> floor of Building 5 in Room 202. The System Maintenance location is in Building 1 in Room 04 in the basement. The Switchboard is located in Building 3 in Room 143c on the 1<sup>st</sup> floor.

**Question 12: Does door access control and surveillance system have to integrate in one single system?**

Answer 12. Yes, the access controls and surveillance systems must be integrated.



**Question 13. 31 cameras are analog, so the network DVR should support to 31 analog input. What's the remaining 19 channel? Please clarify Hybrid DVR(IP + Analog) or Analog DVR.**

Answer 13. The remaining 19 channels are for growth if needed. All DVR should be able to record both analog and digital signals, if needed.

**Question 14. How many channel of network DVR will be required per DVR? Based on the bid document, I believe 16 channel.**

Answer 14. With a need for 31 cameras, we split the need between two DVRs and arrived at 16 channels per DVR, even though only 31 of the 32 available channels will be used initially.

**Question 15. Are all indoor domes ceiling mount?**

Answer 15. All inside ceiling mounted cameras shall be domed cameras.

**Question 16. The RFQ (page 4) states that the access control system shall be designed to include Reader in/Reader out capabilities. However, on page (1) it is asking for a price for 31 readers. I believe that page (1) should have (61) readers. Please clarify.**

Answer 16: That answer may be found in the answer and attachments to Question 1 above. There will be a need for electronic door hardware for 31 doors but a need for 45 proximity card readers. See the Schedule of Doors at Question 1.

**Question 17. Will all work performed be done on regular day shift hours?**

Question 17. All work should be performed at regular rates with regular day shifts while our Maintenance Staff is available if needed.

**Question 18. I understand that manufacturers are not listed in the specification. However, it appears as though this specification has been written around a particular manufacturer. Can the manufacturer be disclosed?**

Answer 18. As discussed in the pre-bid conference, we put together our needed system and it did not come from a specific manufacturers product. There was no particular manufacturer used.

**COST SHEET FOR ACCESS CONTROL SYSTEM****MMB11028****Mildred Mitchell-Bateman Hospital, Huntington, WV****Vendor offers completion of the specifications detailed by this RFP for the following bid price:**

<b>EQUIPMENT</b>	<b>Quantity</b>	<b>Unit Price</b>	<b>Total Amount Bid</b>
Hardware server, complete	1	\$2,609.07	\$2,609.07
Workstations	4	\$1,743.02	\$6,972.06
Proximity card readers	45	<b>Bundled Pricing</b>	\$17,165.18
Electronic door hardware	31	<b>Bundled Pricing</b>	\$2,003.61
Surveillance cameras	31	<b>Bundled Pricing</b>	\$29,927.06
Magnetic door locks	31	\$335.57	\$10,402.62
Hardware for Access Card Preparation	1	<b>Cards - System</b>	<b>Programmed</b>
Program Interface	1	<b>Bundled with</b>	<b>System Price</b>
Operational Interface	1	<b>Bundled with</b>	<b>System Price</b>
<b>OTHER COSTS</b>			
Access Control System Software	1	<b>Bundled with</b>	<b>System Price</b>
Software for Preparation of access cards for staff	1	<b>Bundled with</b>	<b>System Price</b>
Installation cost of hardware and software	1	\$48,815.10	\$48,815.10
Battery backup	1	\$223.66	\$223.66
Two (2) year warranty for software, hardware, labor and parts	2	\$2,432.00	\$4,864.00
Training Costs	3	\$328.32	\$984.96
Access Card supplies	1000	\$1.82	\$1,822.83

**GRAND TOTAL****\$125,790.15**Submitted by Vendor on 30<sup>th</sup> day of December, 2010.

Marsha K. Harrell  
**Vendors Representative Signature**

Marsha K Harrell  
 Senior Consultant  
 Pricing/Contract Management

**Representative Title**

**Mildred Mitchell-Batman Hospital  
Building, Locations, Sizes and Distances of Conduit Runs**

**BUILDING SCHEDULE**

<b>Bldg #</b>		<b>Length</b>	<b>Width</b>	<b>Distance Between</b>
1	Admin/Fiscal/HR/MIS	50 ft	112 ft	1 to 2 = 136 ft
2	Pt Care/Lab/Stores	151 ft	80 ft	2 to 3 = 50 ft
3	Pt Care/Phy/Support	187 ft	152 ft	
4	Dietary	133 ft	114 ft	
5	Thera Garden/Support	204 ft	106 ft	4 to 5 = 137 ft

Copy of map attached.

Mildred Mitchell-Bateman Hospital  
 Schedule of PC Readers & Cameras

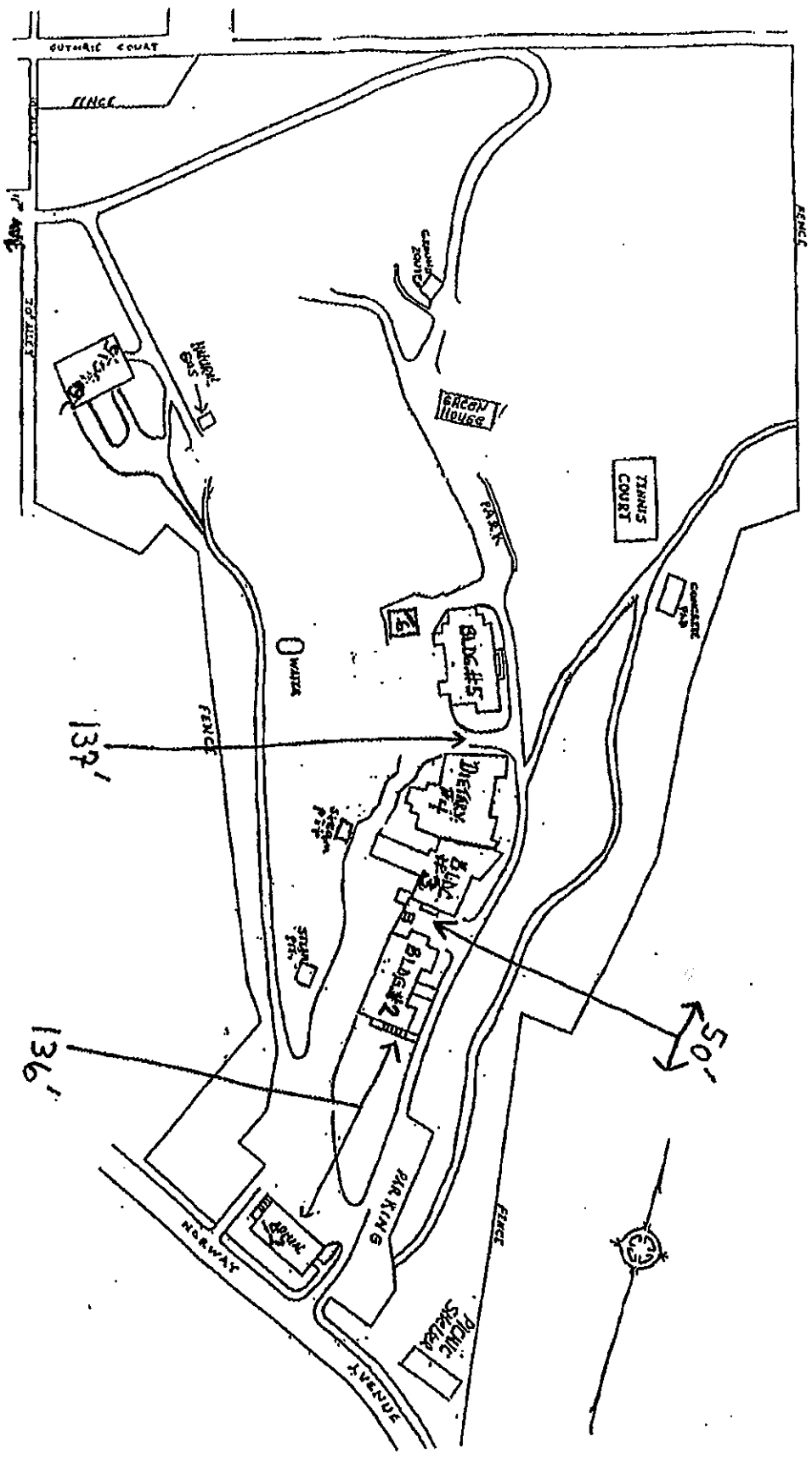
(PC = Proximity Card Reader)

			"PCR" Location		Camera Location				
			Door	Ext	In	Inside	Outside	Inside	Outside
<b>Bldg 1</b>									
1	Basement	#005		1				1	1
2	1st Floor	Stairwell #114		1				1	1
3	1st Floor	#101		1				1	1
<b>Bldg 2</b>									
4	Basement	Delivery by Office #009		1				1	1
5	Basement	Fire escape at #012		1		1		1	
6	1st Floor	#107		1		1		1	1
7	1st Floor	By #101 Stairwell		1		1		1	1
<b>Bldg 3</b>									
8	Basement	#007		1		1		1	1
9	Basement	#017		1		1		1	1
10	Basement	#22 Fire Esc stairwell		1		1		1	
11	Basement	#27 Fire Esc stairwell		1		1		1	
12	1st Floor	By Office #147		1		1		1	1
13	1st Floor	Fire Esc SE corner		1		1		1	
14	1st Floor	Fire Esc NE corner		1		1		1	
15	1st Floor	#154		1		1		1	1
16	1st Floor	North corner by Office #111		1		1		1	1
<b>Bldg 4</b>									
17	Basement	#017		1		1		1	1
18	Basement	#012		1		1		1	1
19	Basement	#002			1			1	1
20	Basement	Canteen off patio		1		1		1	
21	Basement	GATE to fresh air area		1		1		1	1
<b>Bldg 5</b>									
22	Basement	#012		1		1		1	
23	Basement	#013		1		1			1
24	Basement	By #016		1		1		1	1
25	Basement	Main by #038		1		1		1	1
26	Basement	#025		1				1	1
27	Basement	Pt. Apart. By #011		1		1			1
28	Basement	#024		1		1		1	
29	1st Floor	Fire escape at SE corner		1		1		1	
30	1st Floor	Fire escape at NW corner		1		1		1	
31	1st Floor	Stairwell #152		1		1		1	1
<b>TOTAL</b>				30	1	25	20	10	21
					31	45		31	

Bldg 1 50' x 112'  
Bldg 2 151' x 80'

Bldg 3 187' x 152'  
Bldg 4 133' x 114'

Bldg 5 204' x 106'



Topographic Map  
MILDRED HITCHELL-BATEMAN HOSPITAL  
1538 Norway Avenue  
Huntington, West Virginia  
33.9 Acres

**SIGN IN SHEET**

Request for Proposal No.

PLEASE PRINT

Page 1 of 4

Date: 12/6/10

\* PLEASE BE SURE TO PRINT LEGIBLY - IF POSSIBLE, LEAVE A BUSINESS CARD

TELEPHONE & FAX NUMBERS

FIRM & REPRESENTATIVE NAME	MAILING ADDRESS	TELEPHONE & FAX NUMBERS
Company: <u>Commercial Technology Group</u>	<u>888 Dabwood Suite 330</u>	PHONE (304) 345-0201 ext 406
Rep: <u>Lindsay Johnson</u>	<u>Charleston, WV 25314</u>	TOLL FREE
Email Address: <u>lindsayj@comtechwv.com</u>		FAX
Company: <u>NETTECH SYSTEMS INC.</u>	<u>1250 DALTON AVE</u>	PHONE (606) 231-9420
Rep: <u>TOM KIBLER</u>	<u>ASHLAND, KY 41102</u>	TOLL FREE
Email Address: <u>tkibler@nettechashland.com</u>		FAX (200) 325-0308
Company: <u>Secure US</u>	<u>PO Box 429</u>	PHONE 304-291-2994
Rep: <u>Becky Fitchett</u>	<u>Morgantown WV 26508</u>	TOLL FREE
Email Address: <u>bfitchett@secureus.net</u>		FAX 304-284-9678
Company: <u>United Fund &amp; Charities LLC</u>	<u>525 E Main St.</u>	PHONE 304-842-6030
Rep: <u>Rich Hazlett</u>	<u>Bridgmont, WV 26330</u>	TOLL FREE
Email Address: <u>Rich@unitedfund.net</u>		FAX 304-872-7160
Company: <u>COX SECURITY SERVICES</u>	<u>P.O. Box 605</u>	PHONE 304-345-4210
Rep: <u>SHAWN MANN</u>	<u>422 Blue Rock Road</u>	TOLL FREE
Email Address: _____	<u>Blufffield WV 24761</u>	FAX 304-323-2710

Sheila Pomeroy  
 Tom Spencer  
 Randy Ketchy  
 Daniel Pennington  
 Noel Kusler

**SIGN IN SHEET**

Request for Proposal No. \_\_\_\_\_

PLEASE PRINT

Page 2 of 4  
Date: 12/6/17

\* PLEASE BE SURE TO PRINT LEGIBLY - IF POSSIBLE, LEAVE A BUSINESS CARD

FIRM & REPRESENTATIVE NAME	MAILING ADDRESS	TELEPHONE & FAX NUMBERS
Company: <u>Advanced Plasm Technologies P.O. Box 4368</u>	<u>Parkersburg WV 26104</u>	PHONE <u>304-422-4357</u> TOLL FREE
Rep: <u>Earl Meyer</u>		FAX <u>304-422-4387</u>
Email Address: <u>Advanced@delorn@suddenlink.net</u>		
Company: <u>McDaniel Electric Co. Inc. 1309 8th Ave</u>	<u>Hghtn, WV 25701</u>	PHONE <u>304-522-8306</u> TOLL FREE
Rep: <u>Howard Underwood</u>		FAX <u>304-522-8307</u>
Email Address: <u>Underwoodh@comcast.net</u>		
Company: <u>SIMPSON</u>	<u>25007th AVE</u>	PHONE <u>304-206-2014</u> TOLL FREE
Rep: <u>RICK DADON</u>	<u>CHARLESTON WV 25302</u>	FAX <u>202-204-6076</u>
Email Address: <u>RICKADON@SIMPSONINNEU.COM</u>		
Company: <u>Verizon Business</u>		PHONE <u>304-633-2533</u> TOLL FREE
Rep: <u>Chip Meert</u>		FAX <u>304-356-3596</u>
Email Address: <u>Chip.j.meert@verizonbusiness.com</u>		
Company: <u>DESCO State Electric</u>		PHONE <u>304-417-3735</u> TOLL FREE
Rep: <u>Joseph Hatfield</u>		FAX
Email Address: <u>seemy.hatfield@stateelectric.com</u>		

**SIGN IN SHEET**

Request for Proposal No.

PLEASE PRINT

\* PLEASE BE SURE TO PRINT LEGIBLY - IF POSSIBLE, LEAVE A BUSINESS CARD

FIRM & REPRESENTATIVE NAME	MAILING ADDRESS	TELEPHONE & FAX NUMBERS
Company: Miller Communications, Inc.	One Wireless Way, Suite 100	PHONE (304) 863-8595
Rep: WERNER KNIGHT	Parkersburg, WV 26101	TOLL FREE
Email Address: <a href="mailto:lwerner@knights.com">lwerner@knights.com</a>		FAX (304) 863-3786
Company: Lewis Security Comm. Systems LLC	102 33rd St SE	PHONE (304) 925-0338
Rep: Alan E Long	Charleston WV 25304	TOLL FREE
Email Address: <a href="mailto:alongs@lscs.com">alongs@lscs.com</a>		FAX (304) 925-0338
Company: JORDAN - SMITH Electrc	4428 EARL COURT	PHONE 304 697 1141
Rep: JEFF CASSITY	HUNTINGTON, WV 25705	TOLL FREE
Email Address: <a href="mailto:JCASSITY@JORDAN-SMITH.COM">JCASSITY@JORDAN-SMITH.COM</a>		FAX 304 697 1142
Company: New Valley Technologies	3504 River Road	PHONE 304 278-7773
Rep: Bob Bishop	Morgantown, WV 26501	TOLL FREE
Email Address: <a href="mailto:RBISHOP@NUTECH.CS">RBISHOP@NUTECH.CS</a>		FAX 304 278-7401
Company: New Valley Technologies	3564 River Road	PHONE 304-278-7773
Rep: RYAN MILLER	MORGANTOWN WV 26501	TOLL FREE
Email Address: <a href="mailto:RMILLER@NUTECH.US">RMILLER@NUTECH.US</a>		FAX 304-278-7404



Page 4 of 4  
 Date: 12/6/10

**SIGN IN SHEET**

PLEASE PRINT

Request for Proposal No. \_\_\_\_\_

\* PLEASE BE SURE TO PRINT LEGIBLY - IF POSSIBLE, LEAVE A BUSINESS CARD

TELEPHONE & FAX NUMBERS

FIRM & REPRESENTATIVE NAME	MAILING ADDRESS	TELEPHONE & FAX NUMBERS
Company: <u>Electronic Specialty</u>	<u>1325 Dunbar Ave</u>	PHONE <u>304-766-6277</u>
Rep: <u>Brian Dixon</u>	<u>Dunbar WV</u>	TOLL FREE <u>1-800-642-5500</u>
Email Address: <u>brian@electronic-specs.com</u>		FAX <u>304-766-6270</u>
Company: <u>Electronic Specialty Co</u>	<u>1305 Dunbar Ave</u>	PHONE <u>304-766-6277</u>
Rep: <u>John Garner</u>	<u>Dunbar WV 25064</u>	TOLL FREE <u>1-800-642-5500</u>
Email Address: <u>john@electronic-specialty.com</u>		FAX <u>304-766-6270</u>
Company: <u>APT Security Services</u>	<u>200 7th Ave Suite 100</u>	PHONE <u>304-533-5990</u>
Rep: <u>Ron VanBibber</u>	<u>Charleston WV 25312</u>	TOLL FREE
Email Address: <u>R.VanBibber@aapt.com</u>		FAX <u>304-206-3070</u>
Company: <u>Netranom Communications</u>	<u>2801 Virginia Ave</u>	PHONE <u>304 562 4700</u>
Rep: <u>Ryan Bailey</u>	<u>Hurricane WV 25524</u>	TOLL FREE
Email Address: <u>rbailey@netranom.com</u>		FAX <u>314 562 0610</u>
Company: _____		PHONE _____
Rep: _____		TOLL FREE _____
Email Address: _____		FAX _____



State of West Virginia  
 Department of Administration  
 Purchasing Division  
 2019 Washington Street East  
 Post Office Box 50130  
 Charleston, WV 25305-0130

# Request for Quotation

RFQ NUMBER  
 MMB11028

PAGE  
 1

ADDRESS CORRESPONDENCE TO ATTENTION OF  
 ROBERTA WAGNER  
 304-558-0067

VENDOR

RFQ COPY  
 TYPE NAME/ADDRESS HERE

Verizon Select Services Inc.  
 4700 MacCorkle Avenue, SE  
 Charleston, WV 25304

SHIP TO

HEALTH AND HUMAN RESOURCES  
 MILDRED MITCHELL-BATEMAN  
 HOSPITAL  
 1530 NORWAY AVENUE  
 HUNTINGTON, WV  
 25705 304-525-7801

DATE PRINTED	TERMS OF SALE	SHIP VIA	FOB	FREIGHT TERMS
11/10/2010				

LINE	QUANTITY	UOP	CAT NO	ITEM NUMBER	UNIT PRICE	AMOUNT
------	----------	-----	--------	-------------	------------	--------

BID OPENING DATE: 12/23/2010 BID OPENING TIME: 01:30PM ***** PLEASE NOTE: BID BOND AND DRUG-FREE WORKPLACE AFFIDAVIT ARE REQUIRED WITH THE BID SUBMISSION. ***** MANDATORY PRE-BID MEETING ON 12/6/2010 AT 11:00 AM IN THE ADMINISTRATION CONFERENCE ROOM AT MILDRED MITCHELL-BATEMAN HOSPITAL AT 1530 NORWAY AVENUE, HUNTINGTON, WV *****						
0001	1	EA		936-73		
				HARDWARE SERVER, COMPLETE		
0002	4	EA		936-73		
				WORKSTATIONS		
0003	31	EA		936-73		
				PROXIMITY CARD READERS		

*See Cost Sheet for detailed pricing*

SEE REVERSE SIDE FOR TERMS AND CONDITIONS

SIGNATURE: Marsha K. Harrell TELEPHONE: 304 356 3395 DATE: 12/31/10

FEIN: 16-1337624 ADDRESS CHANGES TO BE NOTED ABOVE

ENDING TO RFQ, INSERT NAME AND ADDRESS IN SPACE ABOVE LABELED 'VENDOR'

## GENERAL TERMS & CONDITIONS REQUEST FOR QUOTATION (RFQ) AND REQUEST FOR PROPOSAL (RFP)

1. Awards will be made in the best interest of the State of West Virginia.
  2. The State may accept or reject in part, or in whole, any bid.
  3. Prior to any award, the apparent successful vendor must be properly registered with the Purchasing Division and have paid the required \$125 fee.
  4. All services performed or goods delivered under State Purchase Order/Contracts are to be continued for the term of the Purchase Order/Contracts, contingent upon funds being appropriated by the Legislature or otherwise being made available. In the event funds are not appropriated or otherwise available for these services or goods this Purchase Order/Contract becomes void and of no effect after June 30.
  5. Payment may only be made after the delivery and acceptance of goods or services.
  6. Interest may be paid for late payment in accordance with the *West Virginia Code*.
  7. Vendor preference will be granted upon written request in accordance with the *West Virginia Code*.
  8. The State of West Virginia is exempt from federal and state taxes and will not pay or reimburse such taxes.
  9. The Director of Purchasing may cancel any Purchase Order/Contract upon 30 days written notice to the seller.
  10. The laws of the State of West Virginia and the *Legislative Rules* of the Purchasing Division shall govern the purchasing process.
  11. Any reference to automatic renewal is hereby deleted. The Contract may be renewed only upon mutual written agreement of the parties.
  12. **BANKRUPTCY:** In the event the vendor/contractor files for bankruptcy protection, the State may deem this contract null and void, and terminate such contract without further order.
  13. **HIPAA BUSINESS ASSOCIATE ADDENDUM:** The West Virginia State Government HIPAA Business Associate Addendum (BAA), approved by the Attorney General, is available online at [www.state.wv.us/admin/purchase/vrc/hipaa.htm](http://www.state.wv.us/admin/purchase/vrc/hipaa.htm) and is hereby made part of the agreement. Provided that the Agency meets the definition of a Cover Entity (45 CFR §160.103) and will be disclosing Protected Health Information (45 CFR §160.103) to the vendor.
  14. **CONFIDENTIALITY:** The vendor agrees that he or she will not disclose to anyone, directly or indirectly, any such personally identifiable information or other confidential information gained from the agency, unless the individual who is the subject of the information consents to the disclosure in writing or the disclosure is made pursuant to the agency's policies, procedures, and rules. Vendor further agrees to comply with the Confidentiality Policies and Information Security Accountability Requirements, set forth in <http://www.state.wv.us/admin/purchase/privacy/noticeConfidentiality.pdf>.
  15. **LICENSING:** Vendors must be licensed and in good standing in accordance with any and all state and local laws and requirements by any state or local agency of West Virginia, including, but not limited to, the West Virginia Secretary of State's Office, the West Virginia Tax Department, and the West Virginia Insurance Commission. The vendor must provide all necessary releases to obtain information to enable the director or spending unit to verify that the vendor is licensed and in good standing with the above entities.
  16. **ANTITRUST:** In submitting a bid to any agency for the State of West Virginia, the bidder offers and agrees that if the bid is accepted the bidder will convey, sell, assign or transfer to the State of West Virginia all rights, title and interest in and to all causes of action it may now or hereafter acquire under the antitrust laws of the United States and the State of West Virginia for price fixing and/or unreasonable restraints of trade relating to the particular commodities or services purchased or acquired by the State of West Virginia. Such assignment shall be made and become effective at the time the purchasing agency tenders the initial payment to the bidder.
- I certify that this bid is made without prior understanding, agreement, or connection with any corporation, firm, limited liability company, partnership, or person or entity submitting a bid for the same material, supplies, equipment or services and is in all respects fair and without collusion or fraud. I further certify that I am authorized to sign the certification on behalf of the bidder or this bid.

### INSTRUCTIONS TO BIDDERS

1. Use the quotation forms provided by the Purchasing Division. Complete all sections of the quotation form.
2. Items offered must be in compliance with the specifications. Any deviation from the specifications must be clearly indicated by the bidder. Alternates offered by the bidder as **EQUAL** to the specifications must be clearly defined. A bidder offering an alternate should attach complete specifications and literature to the bid. The Purchasing Division may waive minor deviations to specifications.
3. Unit prices shall prevail in case of discrepancy. All quotations are considered F.O.B. destination unless alternate shipping terms are clearly identified in the quotation.
4. All quotations must be delivered by the bidder to the office listed below prior to the date and time of the bid opening. Failure of the bidder to deliver the quotations on time will result in bid disqualifications: Department of Administration, Purchasing Division, 2019 Washington Street East, P.O. Box 50130, Charleston, WV 25305-0130
5. Communication during the solicitation, bid, evaluation or award periods, except through the Purchasing Division, is strictly prohibited (W.Va. C.S.R. §148-1-6.6).



State of West Virginia  
 Department of Administration  
 Purchasing Division  
 2019 Washington Street East  
 Post Office Box 50130  
 Charleston, WV 25305-0130

# Request for Quotation

RFQ NUMBER  
**MMB11028**

PAGE  
**2**

ADDRESS CORRESPONDENCE TO ATTENTION OF  
**ROBERTA WAGNER  
 304-558-0067**

RFQ COPY

RFQ COPY

TYPE NAME/ADDRESS HERE

Verizon Select Services Inc.  
 4700 MacCorkle Avenue, SE  
 Charleston, WV 25304

S H P T O

HEALTH AND HUMAN RESOURCES  
 MILDRED MITCHELL-BATEMAN  
 HOSPITAL  
 1530 NORWAY AVENUE  
 HUNTINGTON, WV  
 25705 304-525-7801

DATE PRINTED	TERMS OF SALE	SHIP VIA	FOB	FREIGHT TERMS
11/10/2010				

BID OPENING DATE: **12/23/2010** BID OPENING TIME **01:30PM**

LINE	QUANTITY	UOP	QAT NO.	ITEM NUMBER	UNIT PRICE	AMOUNT
0004	31	EA		986-73		
				ELECTRONIC DOOR HARDWARE		
0005	31	EA		986-73		
				SURVEILLANCE CAMERAS		
0006	31	EA		986-73		
				MAGNETIC DOOR LOCKS		
0007	1	EA		986-73		
				HARDWARE FOR ACCESS CARD PREPARATION		
0008	1	EA		986-73		
				PROGRAM INTERFACE		

SEE REVERSE SIDE FOR TERMS AND CONDITIONS

SIGNATURE **Marsha K Harrell** TELEPHONE **304 356 3395** DATE **12/30/10**

FEIN **16-1337624** ADDRESS CHANGES TO BE NOTED ABOVE

IN ADDITION TO RFQ, INSERT NAME AND ADDRESS IN SPACE ABOVE LABELED 'VENDOR'

Marsha K Harrell  
 Senior Consultant  
 Pricing/Contract Management



State of West Virginia  
 Department of Administration  
 Purchasing Division  
 2019 Washington Street East  
 Post Office Box 50130  
 Charleston, WV 25305-0130

# Request for Quotation

BFO NUMBER  
 MMB11028

PAGE  
 3

ADDRESS CORRESPONDENCE TO ATTENTION OF  
 ROBERTA WAGNER  
 304-558-0067

RFQ COPY

VENDOR NAME/ADDRESS HERE

Verizon Select Services Inc.  
 4700 MacCorkie Avenue, SE  
 Charleston, WV 25304

HEALTH AND HUMAN RESOURCES  
 MILDRED MITCHELL-BATEMAN  
 HOSPITAL  
 1530 NORWAY AVENUE  
 HUNTINGTON, WV  
 25705 304-525-7801

DATE PRINTED	TERMS OF SALE	SHIP VIA	F.O.B.	FREIGHT TERMS
11/10/2010				

BID OPENING DATE: 12/23/2010 BID OPENING TIME 01:30PM

LINE	QUANTITY	UOP	CAT NO	ITEM NUMBER	UNIT PRICE	AMOUNT
0009	1	EA		936-73		
				OPERATIONAL INTERFACE		
0010	1	EA		936-73		
				ACCESS CONTROL SYSTEM SOFTWARE		
0011	1	EA		936-73		
				SOFTWARE FOR PREPARATION OF ACCESS CARDS FOR STAFF		
0012	1	EA		936-73		
				INSTALATION COST OF HARDWARE AND SOFTWARE.		
0013	1	EA		936-73		
				BATTERY BACKUP		

SEE REVERSE SIDE FOR TERMS AND CONDITIONS

SIGNATURE: Marsha K. Harrell TELEPHONE: 304.356.3395 DATE: 12/30/10  
 FEIN: 16-1337624 ADDRESS CHANGES TO BE NOTED ABOVE

Marsha K Harrell  
 Senior Consultant  
 Pricing/Contract Management

ADDING TO RFQ, INSERT NAME AND ADDRESS IN SPACE ABOVE LABELED 'VENDOR'



State of West Virginia  
 Department of Administration  
 Purchasing Division  
 2019 Washington Street East  
 Post Office Box 50130  
 Charleston, WV 25305-0130

# Request for Quotation

RFQ NUMBER  
**MMB11028**

PAGE  
**4**

ADDRESS CORRESPONDENCE TO ATTENTION OF  
**ROBERTA WAGNER**  
**304-558-0067**

RFQ COPY  
 TYPE NAME/ADDRESS HERE  
**Verizon Select Services Inc.**  
**4700 MacCorkle Avenue, SE**  
**Charleston, WV 25304**

**HEALTH AND HUMAN RESOURCES**  
**MILDRED MITCHELL-BATEMAN**  
**HOSPITAL**  
**1530 NORWAY AVENUE**  
**HUNTINGTON, WV**  
**25705 304-525-7801**

DATE PRINTED	TERMS OF SALE	SHIP VIA	FOB	FREIGHT TERMS
11/10/2010				

BID OPENING DATE: **12/23/2010** BID OPENING TIME: **01:30PM**

LINE	QUANTITY	UOP	CAT NO	ITEM NUMBER	UNIT PRICE	AMOUNT
0014	2	EA		936-73		
TWO (2) YEAR WARRANTY FOR SOFTWARE, HARDWARE, LABOR AND PARTS.						
15	3	EA		936-73		
TRAINING COST						
0016	1,000	EA		936-73		
ACCESS CARD SUPPLIES						
MILDRED MITCHELL-BATEMAN HOSPITAL IS SEEKING BIDS FOR THE PURCHASING AND INSTALLATION OF AN ACCESS CONTROL SYSTEM DESIGNED TO INCLUDE READER IN/READER OUT CAPABILITIES AT THIRTY-ONE (31) EXTERIOR DOOR (MAPS ATTACHED) AT THE FACILITY, PER THE ATTACHED SPECIFICATIONS.						
INQUIRIES: WRITTEN QUESTIONS SHALL BE ACCEPTED THROUGH CLOSE OF BUSINESS ON 12/7/2010. QUESTIONS MAY BE						

SEE REVERSE SIDE FOR TERMS AND CONDITIONS

SIGNATURE: *Marsha K. Harrell* TELEPHONE: **3043543395** DATE: **12/30/10**  
 TITLE: **Marsha K Harrell** FEIN: **16-1337624** ADDRESS CHANGES TO BE NOTED ABOVE

Senior Consultant  
 Pricing/Contract Management  
 INQUIRY TO RFQ, INSERT NAME AND ADDRESS IN SPACE ABOVE LABELED 'VENDOR'



State of West Virginia  
 Department of Administration  
 Purchasing Division  
 2019 Washington Street East  
 Post Office Box 50130  
 Charleston, WV 25305-0130

# Request for Quotation

RFQ NUMBER  
 MMB11028

PAGE  
 5

ADDRESS CORRESPONDENCE TO ATTENTION OF  
 ROBERTA WAGNER  
 304-558-0067

RFQ COPY

TYPE NAME/ADDRESS HERE

Verizon Select Services Inc.  
 4700 MacCorkle Avenue, SE  
 Charleston, WV 25304

HEALTH AND HUMAN RESOURCES  
 MILDRED MITCHELL-BATEMAN  
 HOSPITAL  
 530 NORWAY AVENUE  
 HUNTINGTON, WV 25705 304-525-7801

DATE PRINTED	TERMS OF SALE	SHIP VIA	FOB	FREIGHT TERMS
11/10/2010				

BID OPENING DATE: 12/23/2010 BID OPENING TIME 01:30PM

LINE	QUANTITY	UOP	CAT NO	ITEM NUMBER	UNIT PRICE	AMOUNT
<p>SENT VIA USPS, FAX, COURIER OR E-MAIL. IN ORDER TO ASSURE NO VENDOR RECEIVES AN UNFAIR ADVANTAGE, NO SUBSTANTIVE QUESTIONS WILL BE ANSWERED ORALLY. IF POSSIBLE, E-MAIL QUESTIONS ARE PREFERRED. ADDRESS INQUIRIES TO:</p> <p>ROBERTA WAGNER            DEPARTMENT OF ADMINISTRATION            PURCHASING DIVISION            2019 WASHINGTON STREET, EAST            CHARLESTON, WV 25311</p> <p>FAX: 304-558-4115            E-MAIL: ROBERTA.A.WAGNER@WV.GOV.</p> <p>MANDATORY PRE-BID</p> <p>A MANDATORY PRE-BID WILL BE HELD ON 12/6/2010 AT 11:00 AM IN THE ADM. CONF. RM AT MILDRED MITCHELL-BATEMAN. ALL INTERESTED PARTIES ARE REQUIRED TO ATTEND THIS MEETING. FAILURE TO ATTEND THE MANDATORY PRE-BID SHALL RESULT I DISQUALIFICATION OF THE BID. NO ONE PERSON MAY REPRESENT MORE THAN ONE BIDDER.</p> <p>AN ATTENDANCE SHEET WILL BE MADE AVAILABLE FOR ALL POTENTIAL BIDDERS TO COMPLETE. THIS WILL SERVE AS THE OFFICIAL DOCUMENT VERIFYING ATTENDANCE AT THE MANDATOR PRE-BID. FAILURE TO PROVIDE YOUR COMPANY AND REPRESENTATIVE NAME ON THE ATTENDANCE SHEET WILL RESULT IN DISQUALIFICATION OF THE BID. THE STATE WILL NOT ACCEPT ANY OTHER DOCUMENTATION TO VERIFY ATTENDANCE. THE BIDDER IS RESPONSIBLE FOR ENSURING THEY HAVE COMPLETED THE INFORMATION REQUIRED ON THE ATTENDANCE</p>						

SEE REVERSE SIDE FOR TERMS AND CONDITIONS

SIGNATURE Marsha K. Harrell	TELEPHONE 3043563395	DATE 12/30/10
FEIN 16-1337624	ADDRESS CHANGES TO BE NOTED ABOVE	

Marsha K Harrell  
 Senior Consultant  
 Pricing/Contract Management

PLEASE PRINT NAME AND ADDRESS IN SPACE ABOVE Labeled 'VENDOR'



State of West Virginia  
 Department of Administration  
 Purchasing Division  
 2019 Washington Street East  
 Post Office Box 50130  
 Charleston, WV 25305-0130

# Request for Quotation

RFQ NUMBER  
**MMB11028**

PAGE  
**6**

ADDRESS CORRESPONDENCE TO ATTENTION OF  
**ROBERTA WAGNER  
 304-558-0067**

VENDOR

RFQ COPY  
 TYPE NAME/ADDRESS HERE

**Verizon Select Services Inc.  
 4700 MacCorkle Avenue, SE  
 Charleston, WV 25304**

VENDOR

**HEALTH AND HUMAN RESOURCES  
 MILDRED MITCHELL-BATEMAN  
 HOSPITAL  
 1530 NORWAY AVENUE  
 HUNTINGTON, WV  
 25705 304-525-7801**

DATE PRINTED	TERMS OF SALE	SHIP VIA	F.O.B.	FREIGHT TERMS
11/10/2010				
BID OPENING DATE: 12/23/2010		BID OPENING TIME 01:30PM		

LINE	QUANTITY	UQP	CAT NO	ITEM NUMBER	UNIT PRICE	AMOUNT
<p>SHEET. THE PURCHASING DIVISION AND THE STATE AGENCY WILL NOT ASSUME ANY RESPONSIBILITY FOR A BIDDER'S FAILURE TO COMPLETE THE PRE-BID ATTENDANCE SHEET. IN ADDITION, WE REQUEST THAT ALL POTENTIAL BIDDERS INCLUDE THEIR E-MAIL ADDRESS AND FAX NUMBER.</p> <p>ALL POTENTIAL BIDDERS ARE REQUESTED TO ARRIVE PRIOR TO THE STARTING TIME FOR THE PRE-BID. BIDDERS WHO ARRIVE LATE, BUT PRIOR TO THE DISMISSAL OF THE TECHNICAL PORTION OF THE PRE-BID WILL BE PERMITTED TO SIGN IN. BIDDERS WHO ARRIVE AFTER CONCLUSION OF THE TECHNICAL PORTION OF THE PRE-BID, BUT DURING ANY SUBSEQUENT PART OF THE PRE-BID WILL NOT BE PERMITTED TO SIGN THE ATTENDANCE SHEET.</p> <p>THE MODEL/BRAND/SPECIFICATIONS NAMED HEREIN ESTABLISH THE ACCEPTABLE LEVEL OF QUALITY ONLY AND ARE NOT INTENDED TO REFLECT A PREFERENCE OR FAVOR ANY PARTICULAR BRAND OR VENDOR. VENDORS WHO ARE BIDDING ALTERNATES SHOULD SO STATE AND INCLUDE PERTINENT LITERATURE AND SPECIFICATIONS. FAILURE TO PROVIDE INFORMATION FOR ANY ALTERNATES MAY BE GROUNDS FOR REJECTION OF THE BID. THE STATE RESERVES THE RIGHT TO WAIVE MINOR IRREGULARITIES IN BIDS OR SPECIFICATIONS IN ACCORDANCE WITH SECTION 148-1-4(F) OF THE WEST VIRGINIA LEGISLATIVE RULES AND REGULATIONS.</p> <p>EXHIBIT 5</p> <p>WEST VIRGINIA CODE 21-1D-5 PROVIDES THAT: ANY SOLICITATION FOR A PUBLIC IMPROVEMENT CONSTRUCTION CONTRACT REQUIRES EACH VENDOR THAT SUBMITS A BID FOR THE WORK TO SUBMIT AT THE SAME TIME AN AFFIDAVIT OF COMPLIANCE WITH THE BID. THE ENCLOSED DRUG-FREE WORKPLACE AFFIDAVIT MUST BE SIGNED AND SUBMITTED WITH THE BID AS EVIDENCE OF THE VENDOR'S COMPLIANCE WITH THE PROVISIONS OF ARTICLE 1D, CHAPTER 21 OF THE WEST VIRGINIA CODE. FAILURE TO SUBMIT THE SIGNED DRUG-FREE WORKPLACE AFFIDAVIT WITH</p>						

SEE REVERSE SIDE FOR TERMS AND CONDITIONS

SIGNATURE Marsha K. Harrell TELEPHONE 364 856 3395 DATE 12/30/10

FEIN 16-1337624 ADDRESS CHANGES TO BE NOTED ABOVE

Marsha K Harrell  
 Senior Consultant  
 Pricing/Contract Management

DIRECT TO RFQ, INSERT NAME AND ADDRESS IN SPACE ABOVE LABELED 'VENDOR'





State of West Virginia  
 Department of Administration  
 Purchasing Division  
 2019 Washington Street East  
 Post Office Box 50130  
 Charleston, WV 25305-0130

# Request for Quotation

RFQ NUMBER  
**MMB11028**

PAGE  
**7**

ADDRESS CORRESPONDENCE TO ATTENTION OF  
**ROBERTA WAGNER  
 304-558-0067**

RFQ COPY  
 TYPE NAME/ADDRESS HERE  
 Verizon Select Services Inc.  
 4700 MacCorkle Avenue, SE  
 Charleston, WV 25304

HEALTH AND HUMAN RESOURCES  
 MILDRED MITCHELL-BATEMAN  
 HOSPITAL  
 1530 NORWAY AVENUE  
 HUNTINGTON, WV  
 25705 304-525-7801

DATE PRINTED	TERMS OF SALE	SHIP VIA	F.O.B.	FREIGHT TERMS
11/10/2010				
BID OPENING DATE: 12/23/2010		BID OPENING TIME 01:30PM		

LINE	QUANTITY	UCP	QAT NO	ITEM NUMBER	UNIT PRICE	AMOUNT
<p>THE BID SHALL RESULT IN DISQUALIFICATION OF SUCH BID.</p> <p>NOTICE TO PROCEED: THIS CONTRACT IS TO BE PERFORMED WITHIN 120 CALENDAR DAYS AFTER THE NOTICE TO PROCEED IS RECEIVED. UNLESS OTHERWISE SPECIFIED, THE FULLY EXECUTED PURCHASE ORDER WILL BE CONSIDERED NOTICE TO PROCEED.</p> <p>CANCELLATION: THE DIRECTOR OF PURCHASING RESERVES THE RIGHT TO CANCEL THIS CONTRACT IMMEDIATELY UPON WRITTEN NOTICE TO THE VENDOR IF THE MATERIALS OR WORKMANSHIP SUPPLIED ARE OF AN INFERIOR QUALITY OR DO NOT CONFORM WITH THE SPECIFICATIONS OF THE BID AND CONTRACT HERE IN.</p> <p>WAGE RATES: THE CONTRACTOR OR SUBCONTRACTOR SHALL PAY THE HIGHER OF THE U.S. DEPARTMENT OF LABOR MINIMUM WAGE RATES AS ESTABLISHED FOR CABELL COUNTY, PURSUANT TO WEST VIRGINIA CODE 21-5A, ET, SEQ. (PREVAILING WAGE RATES APPLY TO THIS PROJECT)</p> <p>ARBITRATION: ANY REFERENCES MADE TO ARBITRATION OR INTEREST FOR PAYMENTS DUE (EXCEPT FOR ANY INTEREST REQUIRED BY STATE LAW) CONTAINED IN THIS CONTRACT OR IN ANY AMERICAN INSTITUTE OF ARCHITECTS DOCUMENTS PERTAINING TO THIS CONTRACT ARE HEREBY DELETED.</p> <p>WORKERS' COMPENSATION: VENDOR IS REQUIRED TO PROVIDE A CERTIFICATE FROM WORKERS' COMPENSATION IF SUCCESSFUL.</p> <p>ALL OF THE ITEMS CHECKED BELOW WILL BE A REQUIREMENT OF THIS CONTRACT:</p> <p>(XX) INSURANCE: SUCCESSFUL VENDOR SHALL FURNISH PROOF OF COMMERCIAL GENERAL LIABILITY INSURANCE PRIOR TO ISSUANCE OF CONTRACT. UNLESS OTHERWISE SPECIFIED IN</p>						

SEE REVERSE SIDE FOR TERMS AND CONDITIONS

SIGNATURE Marsha K Harrell TELEPHONE 304 356 3395 DATE 12/30/10

FEIN 16-1337624 ADDRESS CHANGES TO BE NOTED ABOVE

INFORMING TO RFQ, INSERT NAME AND ADDRESS IN SPACE ABOVE LABELED 'VENDOR'



State of West Virginia  
 Department of Administration  
 Purchasing Division  
 2019 Washington Street East  
 Post Office Box 50130  
 Charleston, WV 25305-0130

# Request for Quotation

RFQ NUMBER  
**MMB11028**

PAGE  
**8**

ADDRESS CORRESPONDENCE TO ATTENTION OF  
**ROBERTA WAGNER**  
**304-558-0067**

RFQ COPY

TYPE NAME/ADDRESS HERE

VENDOR

Verizon Select Services Inc.  
 4700 MacCorkle Avenue, SE  
 Charleston, WV 25304

SHIP TO

HEALTH AND HUMAN RESOURCES  
 MILDRED MITCHELL-BATEMAN  
 HOSPITAL  
 530 NORWAY AVENUE  
 HUNTINGTON, WV  
 25705 304-525-7801

DATE PRINTED	TERMS OF SALE	SHIP VIA	FOB	FREIGHT TERMS
11/10/2010				
BID OPENING DATE: 12/23/2010		BID OPENING TIME 01:30PM		

LINE	QUANTITY	UOP	CAT NO	ITEM NUMBER	UNIT PRICE	AMOUNT
<p>THE BID DOCUMENTS, THE MINIMUM AMOUNT OF INSURANCE COVERAGE REQUIRED IS \$250,000.</p> <p>( ) BUILDERS RISK INSURANCE: SUCCESSFUL VENDOR SHALL FURNISH PROOF OF BUILDERS RISK - ALL RISK INSURANCE IN AN AMOUNT EQUAL TO 100% OF THE AMOUNT OF THE CONTRACT.</p> <p>(XX) BONDS: FIVE PERCENT (5%) OF THE TOTAL AMOUNT OF THE BID PAYABLE TO THE STATE OF WEST VIRGINIA, SHALL BE SUBMITTED WITH EACH BID AS A BID BOND. THE SUCCESSFUL BIDDER SHALL ALSO FURNISH A PERFORMANCE BOND AND LABOR/MATERIAL BOND FOR 100% OF THE AMOUNT OF THE CONTRACT. BONDS MAY BE PROVIDED IN THE FORM OF A CERTIFIED CHECK, IRREVOCABLE LETTER OF CREDIT, OR BOND FURNISHED BY A SOLVENT SURETY COMPANY AUTHORIZED TO DO BUSINESS IN THE STATE OF WEST VIRGINIA. A LETTER OF CREDIT SUBMITTED IN LIEU OF A BOND WILL ONLY BE ALLOWED FOR PROJECTS UNDER \$100,000. PERSONAL OR BUSINESS CHECKS ARE NOT ACCEPCTABLE IN LIEU OF THE 5% BID BOND, PERFORMANCE BOND, OR LABOR AND MATERIAL BOND.</p> <p>( ) MAINTENANCE BOND: A TWO (2) YEAR MAINTENANCE BOND COVERING THE ROOFING SYSTEM WILL BE A REQUIREMENT OF THE SUCCESSFUL VENDOR.</p> <p>REV. 11/00</p> <p>EXHIBIT 7</p> <p>DOMESTIC ALUMINUM, GLASS &amp; STEEL IN PUBLIC WORKS PROJECTS</p> <p>IN ACCORDANCE WITH WEST VIRGINIA CODE 5-19-1 ET., SEQ., EVERY CONTRACT FOR CONSTRUCTION, RECONSTRUCTION, ALTERATION, REPAIR, IMPROVEMENT OR MAINTENANCE OF</p>						

SEE REVERSE SIDE FOR TERMS AND CONDITIONS

SIGNATURE <i>Marsha K. Harrell</i>	TELEPHONE 304 356 3395	DATE 12/30/10
FEIN 16-1337624	ADDRESS CHANGES TO BE NOTED ABOVE	

Marsha K Harrell  
 Senior Consultant  
 Pricing/Contract Management

DING TO RFQ, INSERT NAME AND ADDRESS IN SPACE ABOVE LABELED 'VENDOR'



State of West Virginia  
 Department of Administration  
 Purchasing Division  
 2019 Washington Street East  
 Post Office Box 50130  
 Charleston, WV 25305-0130

# Request for Quotation

RFQ NUMBER  
 MMB11028

PAGE  
 9

ADDRESS CORRESPONDENCE TO ATTENTION OF  
 ROBERTA WAGNER  
 304-558-0067

RFQ COPY

TYPE NAME/ADDRESS HERE

Verizon Select Services Inc.  
 4700 MacCorkle Avenue, SE  
 Charleston, WV 25304

HEALTH AND HUMAN RESOURCES  
 MILDRED MITCHELL-BATEMAN  
 HOSPITAL  
 530 NORWAY AVENUE  
 HUNTINGTON, WV 25705 304-525-7801

DATE PRINTED	TERMS OF SALE	SHIP VIA	FOB	FREIGHT TERMS
11/10/2010				

BID OPENING DATE: 12/23/2010 BID OPENING TIME 01:30PM

LINE	QUANTITY	UOP	CAT NO	ITEM NUMBER	UNIT PRICE	AMOUNT
<p>PUBLIC WORKS, WHERE THE COST IS MORE THAN \$50,000 AND, IN THE CASE OF STEEL ONLY, WHERE THE COST OF STEEL IS MORE THAN \$50,000 OR WHERE MORE THAN 10,000 POUNDS OF STEEL ARE REQUIRED. THE STATE WILL ACCEPT ONLY ALUMINUM GLASS, OR STEEL PRODUCTS PRODUCED IN THE UNITED STATES. IN ADDITION, ITEMS OF MACHINERY OR EQUIPMENT PURCHASED FOR USE AT THE SITE OF PUBLIC WORKS SHALL BE MADE OF DOMESTIC ALUMINUM, GLASS OR STEEL, UNLESS THE COST OF THE PRODUCT IS LESS THAN \$50,000 OR LESS THAN 10,000 POUNDS OF STEEL ARE USED IN PUBLIC WORKS PROJECTS.</p> <p>FOREIGN MADE ALUMINUM, GLASS OR STEEL PRODUCTS MAY BE ACCEPTED ONLY IF THE COST OF DOMESTIC PRODUCTS IS FOUND TO BE UNREASONABLE. SUCH COST IS UNREASONABLE IF IT IS 20% OR MORE HIGHER THAN THE BID PRICE FOR FOREIGN MADE PRODUCTS. IF THE DOMESTIC ALUMINUM, GLASS OR STEEL PRODUCTS TO BE SUPPLIED OR PRODUCED IN A "SUBSTANTIAL LABOR SURPLUS AREA", AS DEFINED BY THE UNITED STATES DEPARTMENT OF LABOR, FOREIGN PRODUCTS MAY BE SUPPLIED ONLY IF DOMESTIC PRODUCTS ARE 30% OR MORE HIGHER IN PRICE THAN THE FOREIGN MADE PRODUCTS.</p> <p>IF, PRIOR TO THE AWARD OF A CONTRACT UNDER THE ABOVE PROVISIONS, THE SPENDING OFFICER OF THE SPENDING UNIT DETERMINES THAT THERE EXISTS A BID FOR LIKE FOREIGN ALUMINUM, GLASS OR STEEL THAT IS REASONABLE AND LOWER THAN THE LOWEST BID DOMESTIC PRODUCTS, THE SPENDING OFFICE MAY REQUEST, IN WRITING, A REEVALUATION AND REDUCTION IN THE LOWEST BID FOR SUCH DOMESTIC PRODUCTS. ALL VENDORS MUST INDICATE IN THEIR BID IF THEY ARE SUPPLYING FOREIGN ALUMINUM, GLASS OR STEEL.</p> <p>REV. 3/88</p> <p>EXHIBIT 9</p>						

SEE REVERSE SIDE FOR TERMS AND CONDITIONS

SIGNATURE: *Marsha K. Harrell* TELEPHONE: 3043563395 DATE: 12/30/10

Marsha K Harrell Senior Consultant Pricing/Contract Management FEIN: 16-1337624 ADDRESS CHANGES TO BE NOTED ABOVE

ING TO RFQ, INSERT NAME AND ADDRESS IN SPACE ABOVE LABELED 'VENDOR'



State of West Virginia  
 Department of Administration  
 Purchasing Division  
 2019 Washington Street East  
 Post Office Box 50130  
 Charleston, WV 25305-0130

# Request for Quotation

RFQ NUMBER  
 MMB11028

PAGE  
 10

ADDRESS CORRESPONDENCE TO ATTENTION OF  
 ROBERTA WAGNER  
 304-558-0067

RFQ COPY

TYPE NAME/ADDRESS HERE

Verizon Select Services Inc.  
 4700 MacCorkle Avenue, SE  
 Charleston, WV 25304

RFQ COPY

HEALTH AND HUMAN RESOURCES  
 MILDRED MITCHELL-BATEMAN  
 HOSPITAL  
 1530 NORWAY AVENUE  
 HUNTINGTON, WV  
 25705 304-525-7801

DATE PRINTED	TERMS OF SALE	SHIP VIA	FOB	FREIGHT TERMS
11/10/2010				

BID OPENING DATE: 12/23/2010	BID OPENING TIME: 01:30PM
------------------------------	---------------------------

LINE	QUANTITY	UOP	CAT NO	ITEM NUMBER	UNIT PRICE	AMOUNT
<p>NOTICE FOR ISSUANCE &amp; ACKNOWLEDGEMENT OF CONSTRUCTION PROJECT ADDENDA</p> <p>THE ARCHITECT/ENGINEER AND/OR AGENCY SHALL BE REQUIRED TO ABIDE BY THE FOLLOWING SCHEDULE IN ISSUING CONSTRUCTION PROJECT ADDENDA FOR STATE AGENCIES:</p> <p>(1) THE ARCHITECT/ENGINEER SHALL PREPARE THE ADDENDUM AND A LIST OF ALL PARTIES THAT HAVE PROCURED DRAWINGS AND SPECIFICATIONS FOR THE PROJECT. THE ADDENDUM AND LIST SHALL BE FORWARDED TO THE BUYER IN THE STATE PURCHASING DIVISION. THE ARCHITECT/ENGINEER SHALL ALSO SEND A COPY OF THE ADDENDUM TO THE STATE AGENCY FOR WHICH THE CONTRACT IS ISSUED.</p> <p>(2) THE BUYER SHALL SEND THE ADDENDUM TO ALL INTERESTED PARTIES AND, IF NECESSARY, EXTEND THE BID OPENING DATE. ANY ADDENDUM SHOULD BE RECEIVED BY THE BUYER WITHIN FOURTEEN (14) DAYS PRIOR TO THE BID OPENING DATE.</p> <p>(3) ALL ADDENDA SHOULD BE FORMALLY ACKNOWLEDGED BY ALL BIDDERS AND SUBMITTED TO THE STATE PURCHASING DIVISION. THE SAME RULES AND REGULATIONS THAT APPLY TO THE ORIGINAL BIDDING DOCUMENT SHALL ALSO APPLY TO AN ADDENDUM DOCUMENT. THE ONLY EXCEPTION MAY BE FOR AN ADDENDUM THAT IS ISSUED FOR THE SOLE PURPOSE OF CHANGING A BID OPENING TIME AND/OR DATE.</p> <p>REV. 11/96</p> <p>EXHIBIT 10</p>						

SEE REVERSE SIDE FOR TERMS AND CONDITIONS

SIGNATURE <i>Marsha K. Harrell</i>	TELEPHONE 3043563395	DATE 12/30/10
---------------------------------------	-------------------------	------------------

Marsha K Harrell  
 Senior Consultant  
 Pricing/Contract Management

FEIN 16-1337624

ADDRESS CHANGES TO BE NOTED ABOVE

IN ADDITION TO RFQ, INSERT NAME AND ADDRESS IN SPACE ABOVE LABELED 'VENDOR'



State of West Virginia  
 Department of Administration  
 Purchasing Division  
 2019 Washington Street East  
 Post Office Box 50130  
 Charleston, WV 25305-0130

# Request for Quotation

RFQ NUMBER  
**MMB11028**

PAGE  
**11**

ADDRESS CORRESPONDENCE TO ATTENTION OF  
**ROBERTA WAGNER  
 304-558-0067**

RFQ COPY

TYPE NAME/ADDRESS HERE

Vendor  
**Verizon Select Services Inc.  
 4700 MacCorkle Avenue, SE  
 Charleston, WV 25304**

HEALTH AND HUMAN RESOURCES  
 MILDRED MITCHELL-BATEMAN  
 HOSPITAL  
 1530 NORWAY AVENUE  
 HUNTINGTON, WV  
 25705 304-525-7801

DATE PRINTED	TERMS OF SALE	SHIP VIA	FOB	FREIGHT TERMS
11/10/2010				

BID OPENING DATE: **12/23/2010** BID OPENING TIME: **01:30PM**

LINE	QUANTITY	UOP	CAT. NO.	ITEM NUMBER	UNIT PRICE	AMOUNT
ADDENDUM ACKNOWLEDGEMENT						
I HEREBY ACKNOWLEDGE RECEIPT OF THE FOLLOWING CHECKED ADDENDUM(S) AND HAVE MADE THE NECESSARY REVISIONS TO MY PROPOSAL, PLANS AND/OR SPECIFICATION, ETC.						
ADDENDUM NOS.:						
NO. 1						
NO. 2						
NO. 3						
NO. 4						
NO. 5						
I UNDERSTAND THAT FAILURE TO CONFIRM THE RECEIPT OF THE ADDENDUM(S) MAY BE CAUSE FOR REJECTION OF THE BIDS.						
VENDOR MUST CLEARLY UNDERSTAND THAT ANY VERBAL REPRESENTATION MADE OR ASSUMED TO BE MADE DURING ANY ORAL DISCUSSION HELD BETWEEN VENDOR'S REPRESENTATIVES AND ANY STATE PERSONNEL IS NOT BINDING. ONLY THE INFORMATION ISSUED IN WRITING AND ADDED TO THE SPECIFICATIONS BY AN OFFICIAL ADDENDUM IS BINDING.						
<i>Marsha K. Harrell</i>				SIGNATURE		
Verizon Business Services Inc. on behalf of Verizon Select Services Inc.				COMPANY		
12/30/10				DATE		
REV. 11/96						

SEE REVERSE SIDE FOR TERMS AND CONDITIONS

SIGNATURE <i>Marsha K. Harrell</i>	TELEPHONE 304.356.3395	DATE 12/30/10
FEIN 16-1337624	ADDRESS CHANGES TO BE NOTED ABOVE	

Marsha K Harrell  
 Senior Consultant  
 Pricing/Contract Management

ENDING TO RFQ, INSERT NAME AND ADDRESS IN SPACE ABOVE LABELED 'VENDOR'



State of West Virginia  
 Department of Administration  
 Purchasing Division  
 2019 Washington Street East  
 Post Office Box 50130  
 Charleston, WV 25305-0130

# Request for Quotation

RFQ NUMBER  
 MMB11028

PAGE  
 12

ADDRESS CORRESPONDENCE TO ATTENTION OF  
 ROBERTA WAGNER  
 304-558-0067

**RFQ COPY**

TYPE NAME / ADDRESS HERE

Verizon Select Services Inc.  
 4700 MacCorkle Avenue, SE  
 Charleston, WV 25304

HEALTH AND HUMAN RESOURCES  
 MILDRED MITCHELL-BATEMAN  
 HOSPITAL  
 1530 NORWAY AVENUE  
 HUNTINGTON, WV  
 25705 304-525-7801

DATE PRINTED	TERMS OF SALE	SHIP VIA	F.O.B.	FREIGHT TERMS
11/10/2010				

BID OPENING DATE: 12/23/2010 BID OPENING TIME 01:30PM

LINE	QUANTITY	UOP	CAT NO.	ITEM NUMBER	UNIT PRICE	AMOUNT
<p><b>CONTRACTORS LICENSE</b></p> <p>WEST VIRGINIA STATE CODE 21-11-2 REQUIRES THAT ALL PERSONS DESIRING TO PERFORM CONTRACTING WORK IN THIS STATE MUST BE LICENSED. THE WEST VIRGINIA CONTRACTORS LICENSING BOARD IS EMPOWERED TO ISSUE THE CONTRACTORS LICENSE. APPLICATIONS FOR A CONTRACTORS LICENSE MAY BE MADE BY CONTACTING THE WEST VIRGINIA DIVISION OF LABOR CAPITOL COMPLEX, BUILDING 3, ROOM 319, CHARLESTON, WV 25305. TELEPHONE: (304) 558-7890.</p> <p>WEST VIRGINIA STATE CODE 21-11-11 REQUIRES ANY PROSPECTIVE BIDDER TO INCLUDE THE CONTRACTORS LICENSE NUMBER ON THEIR BID.</p> <p>BIDDER TO COMPLETE:</p> <p>CONTRACTORS NAME: <i>Verizon Select Services Inc</i></p> <p>CONTRACTORS LICENSE NO.: <i>WV 03 7918</i></p> <p>THE SUCCESSFUL BIDDER WILL BE REQUIRED TO FURNISH A COPY OF THEIR CONTRACTORS LICENSE PRIOR TO ISSUANCE OF A PURCHASE ORDER/CONTRACT</p> <p>APPLICABLE LAW</p> <p>THE WEST VIRGINIA STATE CODE, PURCHASING DIVISION RULE AND REGULATIONS, AND THE INFORMATION PROVIDED IN THE "REQUEST FOR QUOTATION" ISSUED BY THE PURCHASING DIVISION IS THE SOLE AUTHORITY GOVERNING THIS PROCUREMENT.</p> <p>ANY INFORMATION PROVIDED IN SPECIFICATION MANUALS, OR</p>						

SEE REVERSE SIDE FOR TERMS AND CONDITIONS

SIGNATURE: *Marsha K. Harrell* TELEPHONE: *304.356.3395* DATE: *12/30/10*

FEIN: *16-1337624* ADDRESS CHANGES TO BE NOTED ABOVE

DIRECTING TO RFQ, INSERT NAME AND ADDRESS IN SPACE ABOVE LABELED 'VENDOR'

Marsha K Harrell  
 Senior Consultant  
 Pricing/Contract Management



State of West Virginia  
 Department of Administration  
 Purchasing Division  
 2019 Washington Street East  
 Post Office Box 50130  
 Charleston, WV 25305-0130

# Request for Quotation

RFQ NUMBER  
**MMB11028**

PAGE  
**13**

ADDRESS CORRESPONDENCE TO ATTENTION OF  
**ROBERTA WAGNER  
 304-558-0067**

**RFQ COPY**

TYPE NAME/ADDRESS HERE

VENDOR

**Verizon Select Services Inc.  
 4700 MacCorkle Avenue, SE  
 Charleston, WV 25304**

SHIP TO

**HEALTH AND HUMAN RESOURCES  
 MILDRED MITCHELL-BATEMAN  
 HOSPITAL  
 1530 NORWAY AVENUE  
 HUNTINGTON, WV  
 25705 304-525-7801**

DATE PRINTED	TERMS OF SALE	SHIP VIA	F.O.B.	FREIGHT TERMS
11/10/2010				

BID OPENING DATE: 12/23/2010 BID OPENING TIME 01:30PM

LINE	QUANTITY	UOP	QTY NO	ITEM NUMBER	UNIT PRICE	AMOUNT
<p>ANY OTHER SOURCE, VERBAL OR WRITTEN, WHICH CONTRADICTS OR ALTERS THE INFORMATION PROVIDED FROM THE SOURCES AS DESCRIBED IN THE ABOVE PARAGRAPH IS VOID AND OF NO EFFECT.</p> <p>BANKRUPTCY: IN THE EVENT THE VENDOR/CONTRACTOR FILES FOR BANKRUPTCY PROTECTION, THE STATE MAY DEEM THE CONTRACT NULL AND VOID, AND TERMINATE SUCH CONTRACT WITHOUT FURTHER ORDER.</p> <p>REV. 5/2009</p> <p style="text-align: center;">NOTICE</p> <p>A SIGNED BID MUST BE SUBMITTED TO:</p> <p style="padding-left: 40px;">DEPARTMENT OF ADMINISTRATION          PURCHASING DIVISION          BUILDING 15          2019 WASHINGTON STREET, EAST          CHARLESTON, WV 25305-0130</p> <p>THE BID SHOULD CONTAIN THIS INFORMATION ON THE FACE OF THE ENVELOPE OR THE BID MAY NOT BE CONSIDERED:</p> <p>SEALED BID</p> <p>BUYER:-----RW/FILE 22-----</p> <p>REQ. NO.:-----MMB11028-----</p> <p>BID OPENING DATE:-----12/23/2010-----</p> <p>BID OPENING TIME:-----1:30 PM-----</p>						

SEE REVERSE SIDE FOR TERMS AND CONDITIONS

SIGNATURE <i>Marsha K. Harrell</i>	TELEPHONE 304 356 3395	DATE 12/30/10
TITLE Marsha K Harrell Senior Consultant Pricing/Contract Management	FEIN 16-1337624	ADDRESS CHANGES TO BE NOTED ABOVE

PLEASE PRINT NAME AND ADDRESS IN SPACE ABOVE LABELED 'VENDOR'



State of West Virginia  
 Department of Administration  
 Purchasing Division  
 2019 Washington Street East  
 Post Office Box 50130  
 Charleston, WV 25305-0130

# Request for Quotation

RFQ NUMBER  
 MMB11028

PAGE  
 14

ADDRESS CORRESPONDENCE TO ATTENTION OF  
 ROBERTA WAGNER  
 304-558-0067

VENDOR

RFQ COPY

TYPE NAME/ADDRESS HERE

Verizon Select Services Inc.  
 4700 MacCorkle Avenue, SE  
 Charleston, WV 25304

VENDOR

HEALTH AND HUMAN RESOURCES  
 MILDRED MITCHELL-BATEMAN  
 HOSPITAL  
 1530 NORWAY AVENUE  
 HUNTINGTON, WV  
 25705 304-525-7801

DATE PRINTED	TERMS OF SALE	SHIP VIA	FOB	FREIGHT TERMS
11/10/2010				

BID OPENING DATE: 12/23/2010 BID OPENING TIME 01:30PM

LINE	QUANTITY	UOP	CAT NO	ITEM NUMBER	UNIT PRICE	AMOUNT
PLEASE PROVIDE A FAX NUMBER IN CASE IT IS NECESSARY TO CONTACT YOU REGARDING YOUR BID: ----- 304 356 3590 -----  PLEASE PRINT OR TYPE NAME OF PERSON TO CONTACT CONCERNING THIS QUOTE: ----- Sandra K. Hawkins -----  PLEASE NOTE: A CONVENIENCE COPY WOULD BE APPRECIATED.   ***** THIS IS THE END OF RFQ MMB11028 ***** TOTAL: \$ 125,790.15						

SEE REVERSE SIDE FOR TERMS AND CONDITIONS

SIGNATURE: Marsha K. Harrell TELEPHONE: 304 356 3395 DATE: 12/30/10  
 FEIN: 16-1337624 ADDRESS CHANGES TO BE NOTED ABOVE

Marsha K Harrell  
 Senior Consultant  
 Pricing/Contract Management

DIRECT TO RFQ, INSERT NAME AND ADDRESS IN SPACE ABOVE LABELED 'VENDOR'



**SPECIFICATIONS  
ACCESS CONTROL SECURITY SYSTEM  
MMB11028**

West Virginia Department of Health and Human Resources  
Bureau for Behavioral Health and Health Facilities  
**Mildred Mitchell-Bateman Hospital**  
1530 Norway Avenue  
Huntington, WV 25709

**SPECIFICATIONS**

Mildred Mitchell-Bateman Hospital is seeking bids for the purchase and installation of an access control system designed to include reader in/reader out capabilities at thirty-one (31) exterior doors (maps attached) at the facility.

**GENERAL CONDITIONS**

It is the intent of the Hospital to purchase a complete "access control system" with surveillance cameras for all external doors on campus (5 buildings) plus several internal doors that are curtail for ingress/egress. The vendor must furnish all software, hardware and install the access control system to an operational status.

**SCOPE OF WORK**

Vendor shall provide and install proximity card readers, electronic door hardware and ancillary equipment for thirty-one (31) exterior doors at Mildred Mitchell-Bateman Hospital.

**System requirements:**

1. The hardware equipment must be integrated with vendor provided management software, which will be used by the security office, safety office, maintenance department and the switchboard.
2. The system must tie into the generator which is electronically controlled.
3. The card reader system must be capable of connecting to the existing Edwards EST III fire alarm system and must comply with all the West Virginia Fire Marshal codes and regulations.
4. Proximity card readers must be installed at each of the thirty-one (31) exterior doors.
5. A magnetic lock must be installed at each of the thirty-one (31) exterior doors.
6. Vendor shall provide all computer hardware and software equipment required to run the system.
7. Vendor must provide a system to generate and assign 650 access cards to the staff of the hospital.
8. The system must be capable of expansion and upgrading to include up to a maximum of fifty (50) doors and fifty (50) video cameras (including 8 internal doors). map attached
9. Must have a battery back-up system that can power the product temporarily for fifteen (15) minutes during a power outage.
10. System shall have a two (2) year full warranty on all software, hardware, parts and labor.
11. The price must include complete installation and labor for the project at minimum prevailing wages for Cabell County if applicable.
12. System shall allow for at least three (3) administrator accounts to do maintenance.

13. **Cameras:**

- a. All the cameras shall function as a video surveillance camera with ultra-wide dynamic range in indoor or outdoor applications.
- b. The camera housing shall be constructed of heavy-duty aluminum with a polycarbonate style dome.
  - i. The housing shall have an IP66 rating (Ingress Protection and the rating to specify the strength of the enclosure).
  - ii. The housing shall include a captive shroud to conceal camera position.
  - iii. The housing shall utilize a mechanism to allow for optimization of the field of view in various mounting locations.
- c. The camera shall meet or exceed the following specifications:
  - i. The camera shall have wide dynamic range technology, where each pixel is individually optimized to show details in shadows and highlights.
  - ii. The camera shall have a minimum dynamic range of 95 dB typical and a maximum dynamic range of 120 dB.
  - iii. The signal system shall be NTSC (National Television System Committee) or PAL (Phase Alternating Line) selectable.
  - iv. The scanning system shall be 525/60 for NTSC and 625/50 for PAL.
  - v. The synchronization shall be internal or AC line locks.
  - vi. The overall resolution that the camera provides shall be 540 television lines.
  - vii. The camera shall have 720 horizontal and 540 vertical picture elements NTSC.
  - viii. The signal-to-noise ratio shall be better than 49 dB.
  - ix. The gamma compensation shall be 0.45 NTSC or 0.36 PAL.
  - x. The frame integration shall be between 2x and 32x.
  - xi. The camera shall have color balance and white balance as AWB (AutoWikiBrowser) or ATW-Extend.
  - xii. The camera shall have automatic gain control, fully programmable.
  - xiii. The camera shall have a composite video output.
    1. The video output shall be 1.0 V p-p (1 Volt Peak to Peak) at 75-ohm load.
- d. The environmental specifications for the dome shall be as follows:
  - i. Operating temperature shall be -58 to 122 degrees Fahrenheit or -50 to 50 degrees Celsius.

#### 14. **Network DVR**

##### Minimum requirements

- a. Workstation requirements for memory capacity, hard drive capacity, processor speed, as well as specifying single dual core or dual processors, and multi-monitor displays shall be required with the following minimum specifications.
  - i. Up to 15 frames per second at 2CIF (Common Interchange Format) Resolution.
  - ii. 30 days storage at 7 FPS (Frames per Second) 2 CIF resolution.
  - iii. Software based Integration with Access Control software-video will pop up inside of access software based on alarms. (No hardware integration-software only)
  - iv. Hybrid based-will record up to 50 digital or analog cameras or encoder streams.

- v. View video through IP (Internet Protocol) based browser (Internet Explorer or equal).
  - vi. Must be UL (Underwriters Laboratories) and CE (Copyediting) listed.
  - vii. Internal Dual Layer DVD-RW (digital video disc-rewriteable).
  - viii. Intel (or equal) @Core™i7-975 (3.33GHz, 8MB L3 Cache)
  - ix. 8 GB (gigabyte) RAM.
  - x. 1 Terabyte (unit of measure) (SI (prefix that precedes a basic unit of measure) multiple of the unit byte for digital information storage) HD (hard drive) configurable to be supported by Raid-1 redundancy. Two (2) each.
  - xi. 25-inch LCD display, supporting a minimum 32bit high color at 1440x900 resolution.
  - xii. 1000MB Ethernet Network Interface Card.
  - xiii. Standard 101-key keyboard and 2-button wheel mouse.
- b. Network DVR shall include the following connectors
- i. Accessory I/O (Input and Output) ports
  - ii. RS-485/422 (Bidirectional Converter). Two (2) each.
  - iii. Alarm input (16)
  - iv. Form C alarm relay (SPDT (single-pole double-throw ) and break the connection with one throw before making contact with the other (break-before-make)). Two (2) each.
  - v. USB (Universal Serial Bus). Three (3) each.
  - vi. Two connectors shall be located on the back panel and one on the front panel.
  - vii. RS-232(Recommended Standard 232) serial port: DB-9 (analog 9-pin plug of the D-Subminiature connector family).
  - viii. Composite video in: BNC (Bayonet Neill-Concelman ) connector (16), looping auto terminating
  - ix. Composite video out, Monitor A: BNC. One (1) each.
  - x. Analog video out Monitor A: VGA (video graphics array). *One (1) each.*
  - xi. Composite video out, Monitor B: BNC. One (1) each.
  - xii. Audio in: RCA (Radio Corporation of America) (or equal). Two (2) each.
  - xiii. Audio out: RCA (or equal). One (1) each.
  - xiv. 1000 Ethernet (the speed our network works at): RJ-45 connector (Registered Jacks). One (1) each.

## 15. DVR Control Software

### a. Architecture:

- i. The SMS (Software Management System) shall be a scalable Microsoft Windows (or equal) based client/server application for deployment of integrated security operations to include system configuration management & administration, command & control, and real-time monitoring for access control, alarm management, video surveillance, photo ID credentialing, and interfacing with secondary security subsystems and business database applications.
- ii. The SMS application shall be a true 32bit application; supported on Microsoft Windows (or equal) XP, Vista, Server 2003 Operating Systems on 32bit server deployments.

- iii. The SMS database shall be supported on Microsoft (or equal) based 32 bit architecture.
  - iv. The SMS deployment shall allow but not require, the separation of database server, file server, and application server roles to provide maximum flexibility and conformance with IT data center deployment practices.
- b. Operator Interface:
- i. The SMS shall use a Windows (or equal) based client application interface for system configuration management, administration, and monitoring operations.
  - ii. The SMS shall provide a mouse-driven, Windows (or equal) based, graphical user interface allowing operator(s) to open and work on multiple application windows simultaneously, at host server and client workstation(s) with minimal degradation to system performance.
  - iii. The SMS shall support defining an unlimited number of operators; application access via workstation(s) shall be restricted by operator login and password. Operator passwords shall be stored in an encrypted manner. The SMS shall provide the ability to setup password rules for password length and expiration periods for the system operators.
  - iv. The SMS shall allow operator authentication through an Active Directory Server, bypassing SMS storing passwords. Operator access with the SMS shall continue to be defined within the SMS configuration forms.
- c. Program Interface: The SMS shall support a program interface (PI), which allows authorized connections between the SMS and external systems for developing custom interfaces and providing tightly coupled integrated solutions. The PI for the SMS shall facilitate real-time response to monitored events processed by the SMS as well as control of devices managed by the SMS.
- i. The SMS shall only allow authorized connections through the PI.
  - ii. The SMS shall allow up to twenty-five (25) concurrent connections to external systems through the PI.
  - iii. The PI shall expose the following aspects of the SMS:
    1. Bi-directional alarm event processing for monitoring and acknowledgement.
    2. Receiving SMS card access activity events.
    3. Receiving digital input events.
    4. Receiving intrusion zone events.
    5. Control of operator logins.
    6. Control of alarm point monitoring On/Off.
    7. Control of digital input points enable/Disable.
    8. Control of digital output points Open/Close.
    9. Control of intrusion zones Arm/Disarm.
    10. Control of control panel Modes.
- d. Application & Database Server:
- i. Professional Class Platform: Supported on Microsoft Windows XP (or equal) or Server 2003 .
  - ii. Enterprise Class Server Platform: Microsoft Server (or equal) 2003 32bit.
- e. Client Workstations:

- i. Microsoft Windows [XP or Vista]. (or equal)
- ii. Intel (or equal) Dual Quad core at a minimum of 3GHz (or equal).
- iii. 8 GB RAM.
- iv. Dual Layer DVD-RW.
- v. 250 GB HD.
- vi. 25" LCD display, supporting a minimum 32bit high color at 1440x900 resolution.
- vii. 1000MB Ethernet Network Interface Card.
- viii. Standard 101-key keyboard and 2-button wheel mouse.

The Vendor must provide in-house training on the systems to three staff persons who will need to be able to attain a 90% proficiency score before training can cease.

Maps of the location of the thirty-one (31) doors have been identified on the floor plans of the five (5) buildings on our campus. See attached.

### **Vendor Qualifications**

The successful vendor must be registered with the State of West Virginia and will be required to provide a valid current contractor's license and proof of liability insurance.

### **Method of Award**

The award of this RFQ shall be based upon the lowest Vendor's bid after meeting all the specifications.

The Agency will provide a notice to Proceed Letter to advise the successful vendor when the project is to start and the project must be completed within 120 days of the notice to proceed.

### **Payment of Invoice**

Payment for the product will be after complete installation and test running the system to all locations on the campus.

### **Cost Sheet**

Each Vendor must complete the attached Cost Sheet before submitting their bid:

Revised per Addendum 1

**COST SHEET FOR ACCESS CONTROL SYSTEM**

**MMB11028**

**Mildred Mitchell-Bateman Hospital, Huntington, WV**

Vendor offers completion of the specifications detailed by this RFQ for the following bid price:

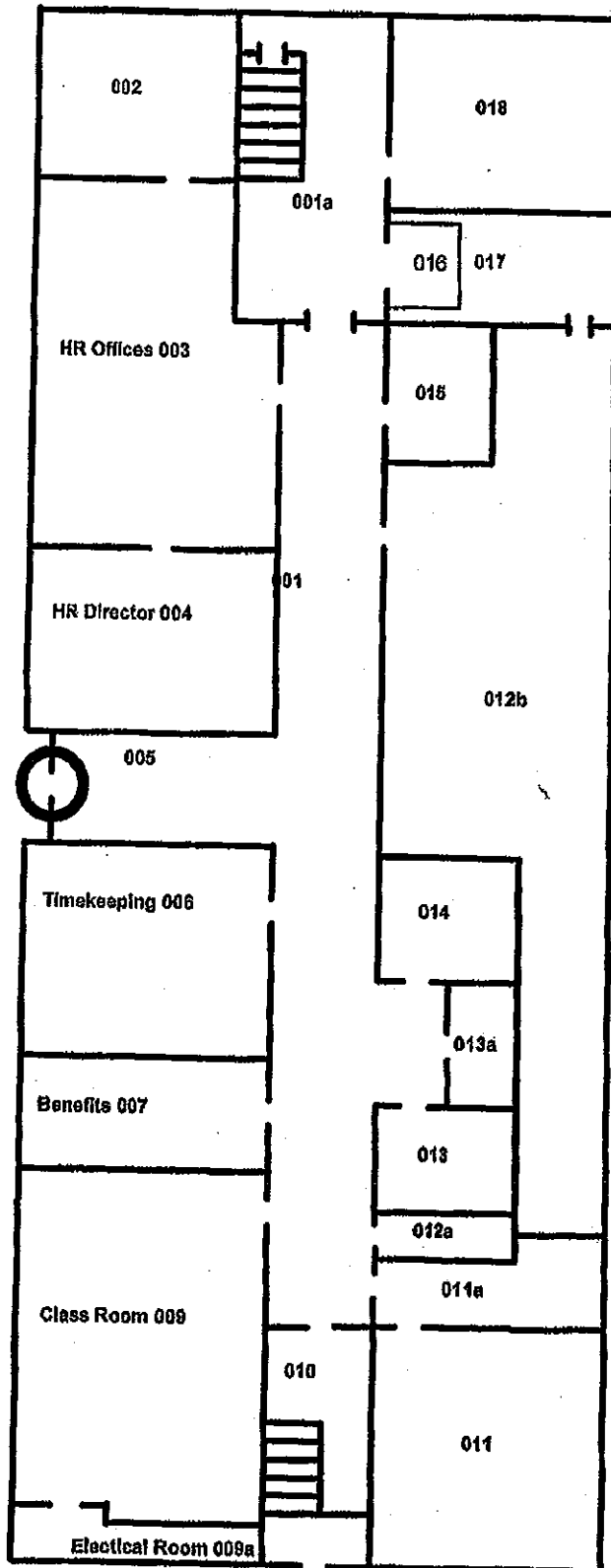
<b>EQUIPMENT</b>	<b>Quantity</b>	<b>UNIT PRICE</b>	<b>TOTAL AMOUNT BID</b>
Hardware server, complete	1		
Workstations	4		
Proximity card readers	31		
Electronic door hardware	31		
Surveillance cameras	31		
Magnetic door locks	31		
Hardware for Access Card preparation	1		
Program Interface	1		
Operational Interface	1		
<b>OTHER COSTS</b>			
Access Control System software	1		
Software for preparation of access cards for staff	1		
Installation cost of hardware and software	1		
Battery backup	1		
Two (2) year warranty for software, hardware, labor and parts.	2		
Training cost	3		
Access Card supplies	1000		

<b>GRAND TOTAL</b>		<b>\$</b>
--------------------	--	-----------

Submitted by Vendor on \_\_\_\_\_ day of \_\_\_\_\_, 2010.

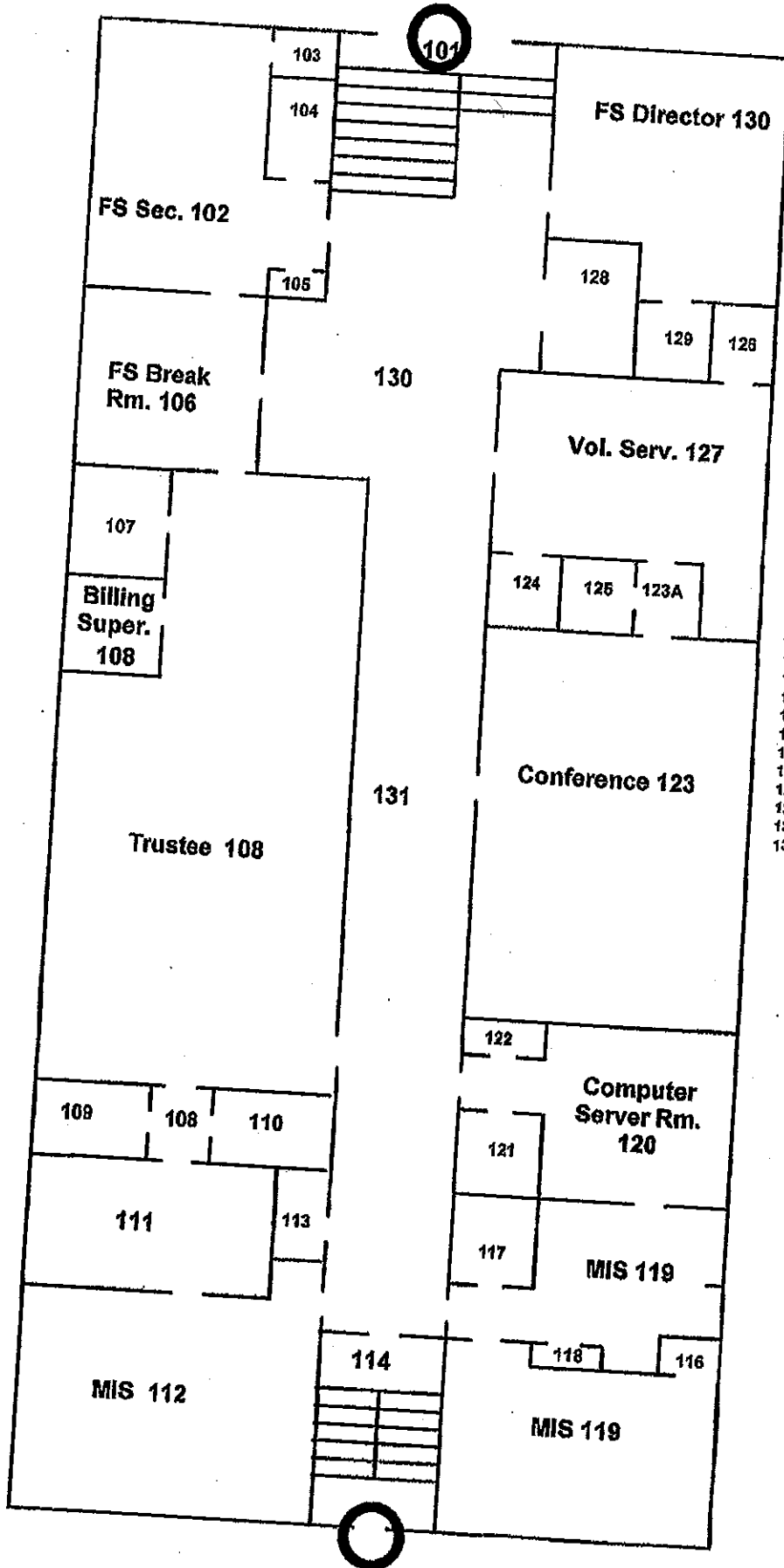
\_\_\_\_\_  
Vendors Representative signature

\_\_\_\_\_  
Representatives Title



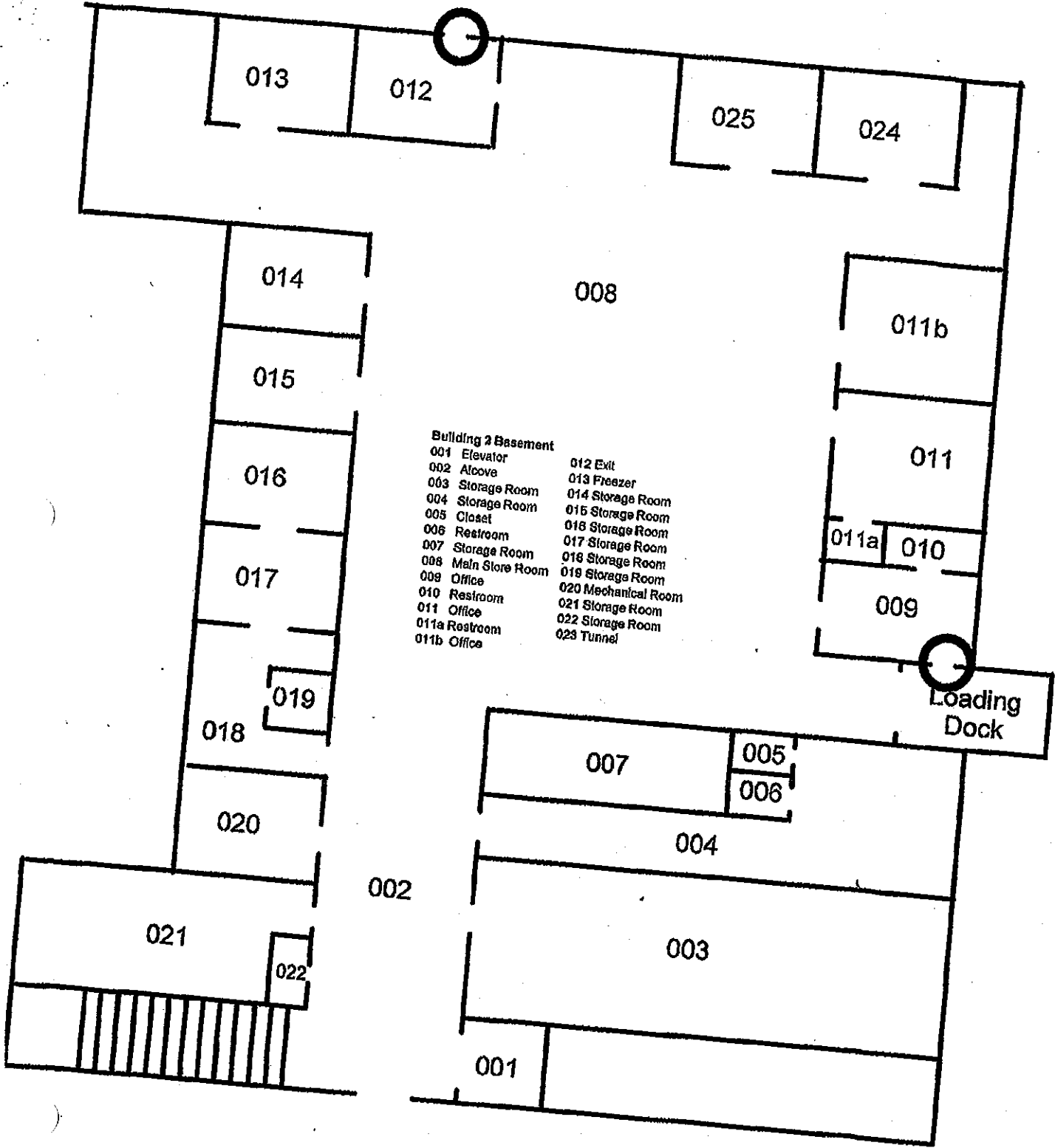
**ADMINISTRATION BUILDING Basement  
BUILDING 1**

- 001 Corridor
- 001a Stairway
- 002 Mechanical Room
- 003 Office (Human Relations)
- 004 Office (Director of Human Relations)
- 005 Entrance
- 006 Timekeeping offices
- 007 Office (Human Relations File Room)
- 009 Employee Break Room
- 009a Electrical Mechanical Room
- 010 Stairway/Rear Exit
- 011 Mechanical/Storage Room
- 011a Break Room
- 012a Housekeeping Room
- 012b Storage Room
- 013 Public Bathroom
- 013a Housekeeping Room
- 014 Unisex Restroom
- 015 Storage Room
- 016 Elevator
- 017 Mechanical Room
- 018 Mechanical Room

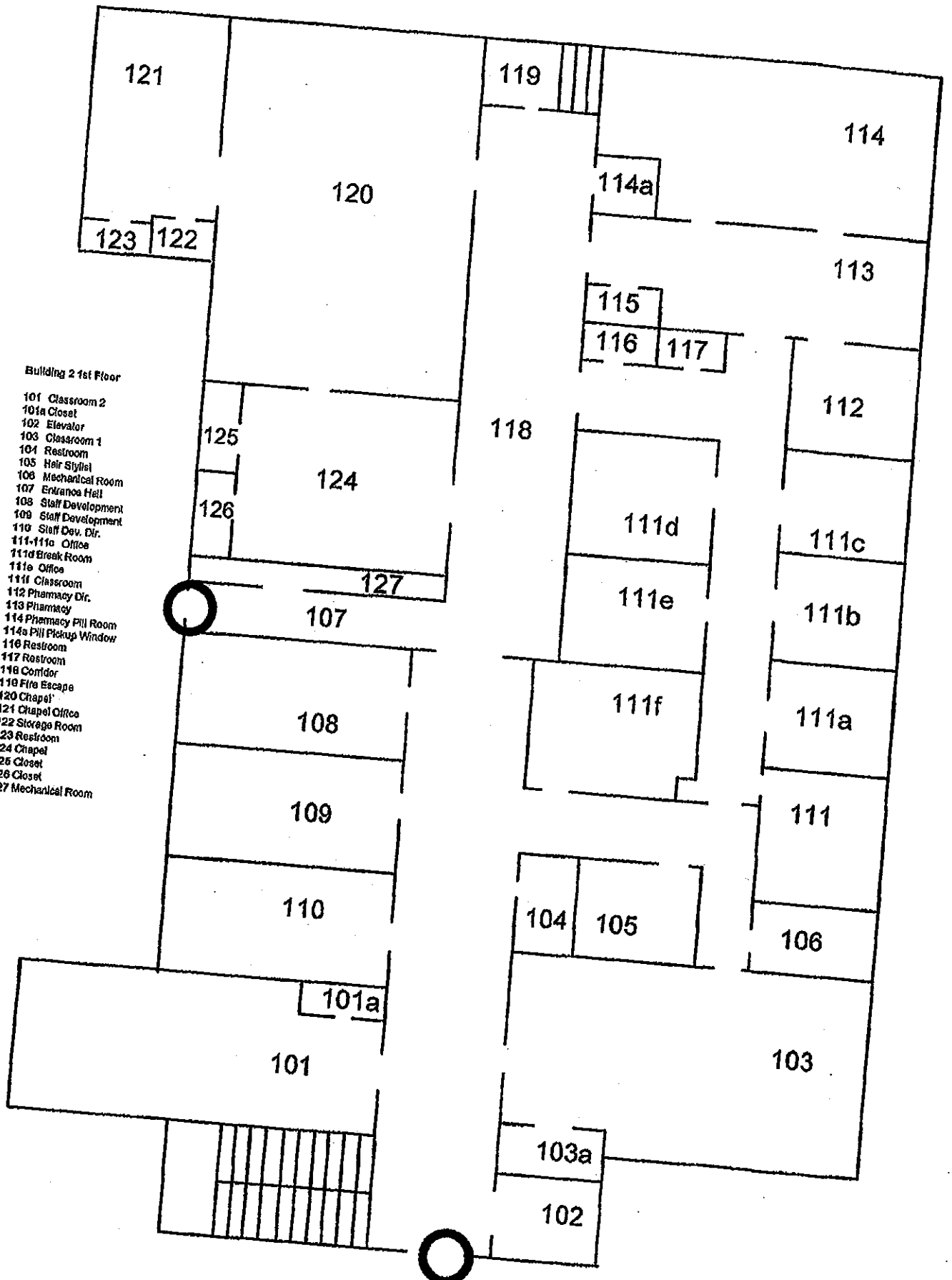


- Administration Building 1st Floor  
Building 1**
- 101 Entrance
  - 102 Office (Dir Fiscal Services)
  - 103 Closet
  - 104 Restroom
  - 105 Closet
  - 106 Office (Secretary Fiscal Serv.)
  - 107 Fire Safe
  - 108 Office (Trustee / Billing)
  - 108A Corridor
  - 109 Restroom
  - 110 Restroom
  - 111 Copier Room
  - 112 Office (MIS)
  - 113 Housekeeping Closet
  - 114 Stairs
  - 116 Office (MIS)
  - 116 Closet
  - 117 Restroom
  - 118 Closet
  - 119 Office (MIS)
  - 120 Office (MIS)
  - 121 Restroom
  - 122 Closet
  - 123 Conference Room
  - 123A Corridor
  - 124 Closet
  - 126 Restroom
  - 126 Restroom
  - 127 Office (Volunteer Services)
  - 128 Elevator
  - 129 Restroom
  - 130 Office (Billing)
  - 131 Corridor



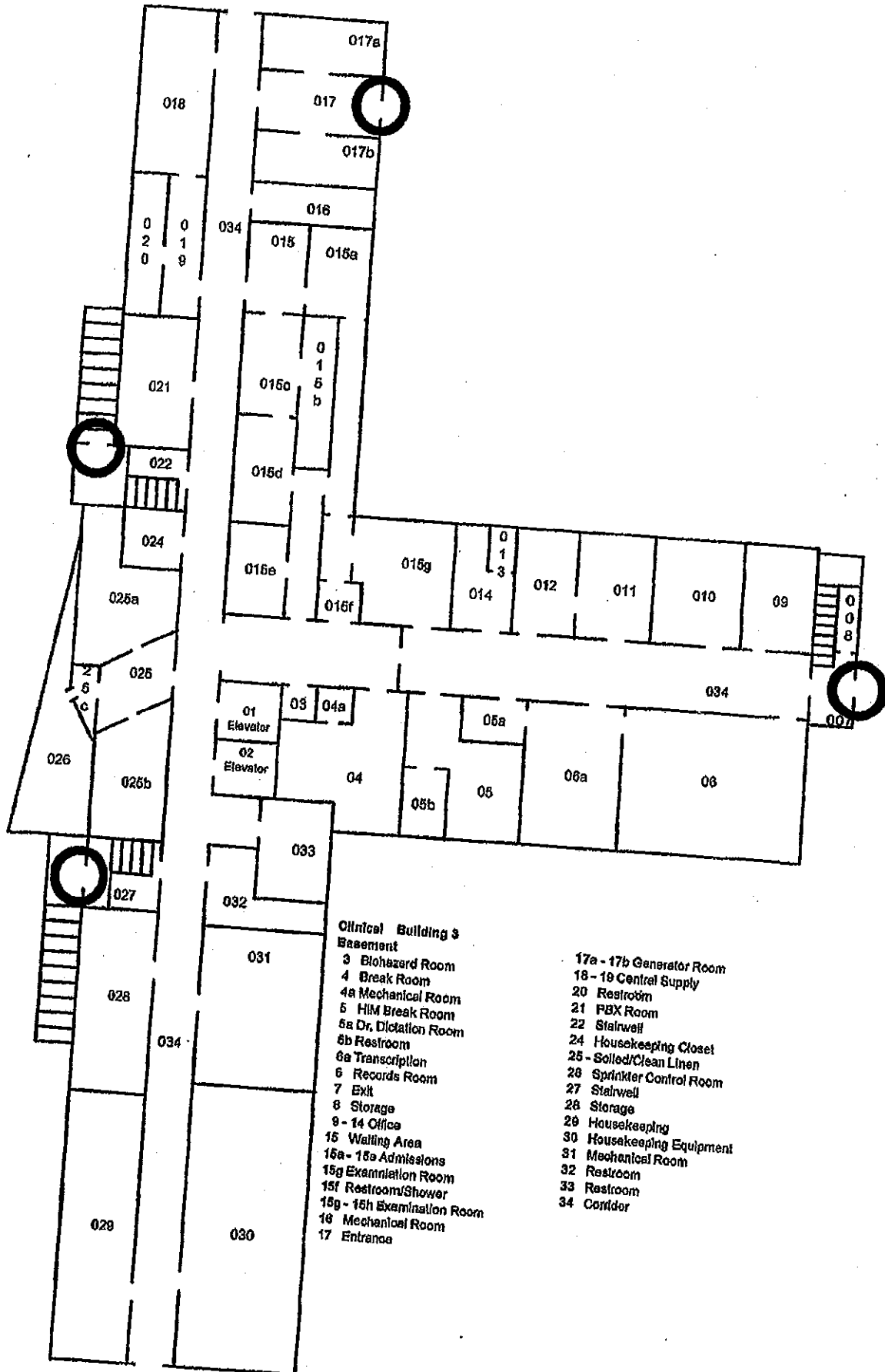


- Building 2 Basement**
- 001 Elevator
  - 002 Alcove
  - 003 Storage Room
  - 004 Storage Room
  - 005 Closet
  - 006 Restroom
  - 007 Storage Room
  - 008 Main Store Room
  - 009 Office
  - 010 Restroom
  - 011 Office
  - 011a Restroom
  - 011b Office
  - 012 Exit
  - 013 Freezer
  - 014 Storage Room
  - 015 Storage Room
  - 016 Storage Room
  - 017 Storage Room
  - 018 Storage Room
  - 019 Storage Room
  - 020 Mechanical Room
  - 021 Storage Room
  - 022 Storage Room
  - 023 Tunnel



Building 2 1st Floor

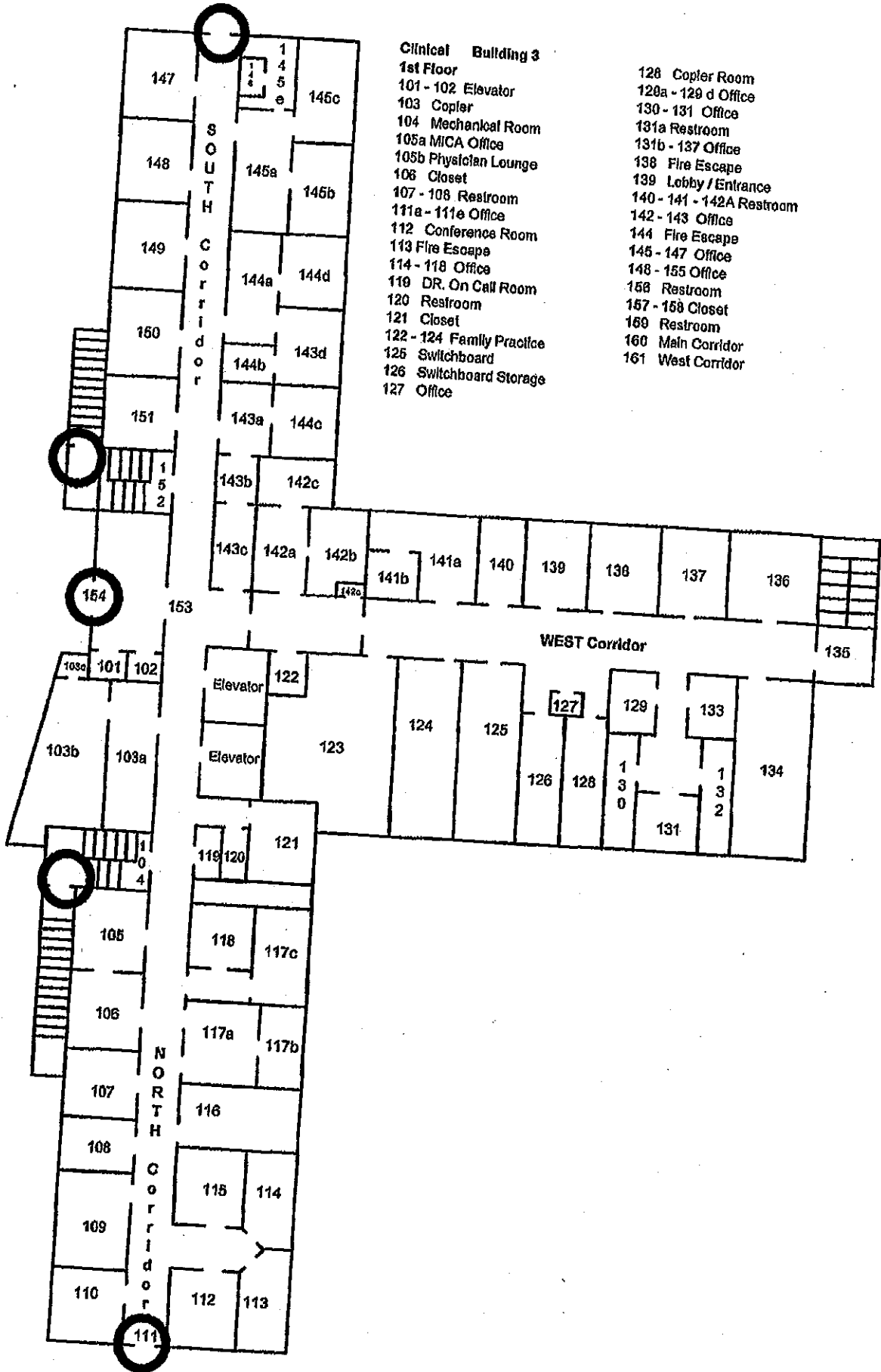
- 101 Classroom 2
- 101a Closet
- 102 Elevator
- 103 Classroom 1
- 104 Restroom
- 105 Hair Stylist
- 106 Mechanical Room
- 107 Entrance Hall
- 108 Staff Development
- 109 Staff Development
- 110 Staff Dev. Dir.
- 111-111c Office
- 111d Break Room
- 111e Office
- 111f Classroom
- 112 Pharmacy Dir.
- 113 Pharmacy
- 114 Pharmacy Pill Room
- 114a Pill Pickup Window
- 116 Restroom
- 117 Restroom
- 118 Corridor
- 119 Fire Escape
- 120 Chapel
- 121 Chapel Office
- 122 Storage Room
- 123 Restroom
- 124 Chapel
- 125 Closet
- 126 Closet
- 127 Mechanical Room

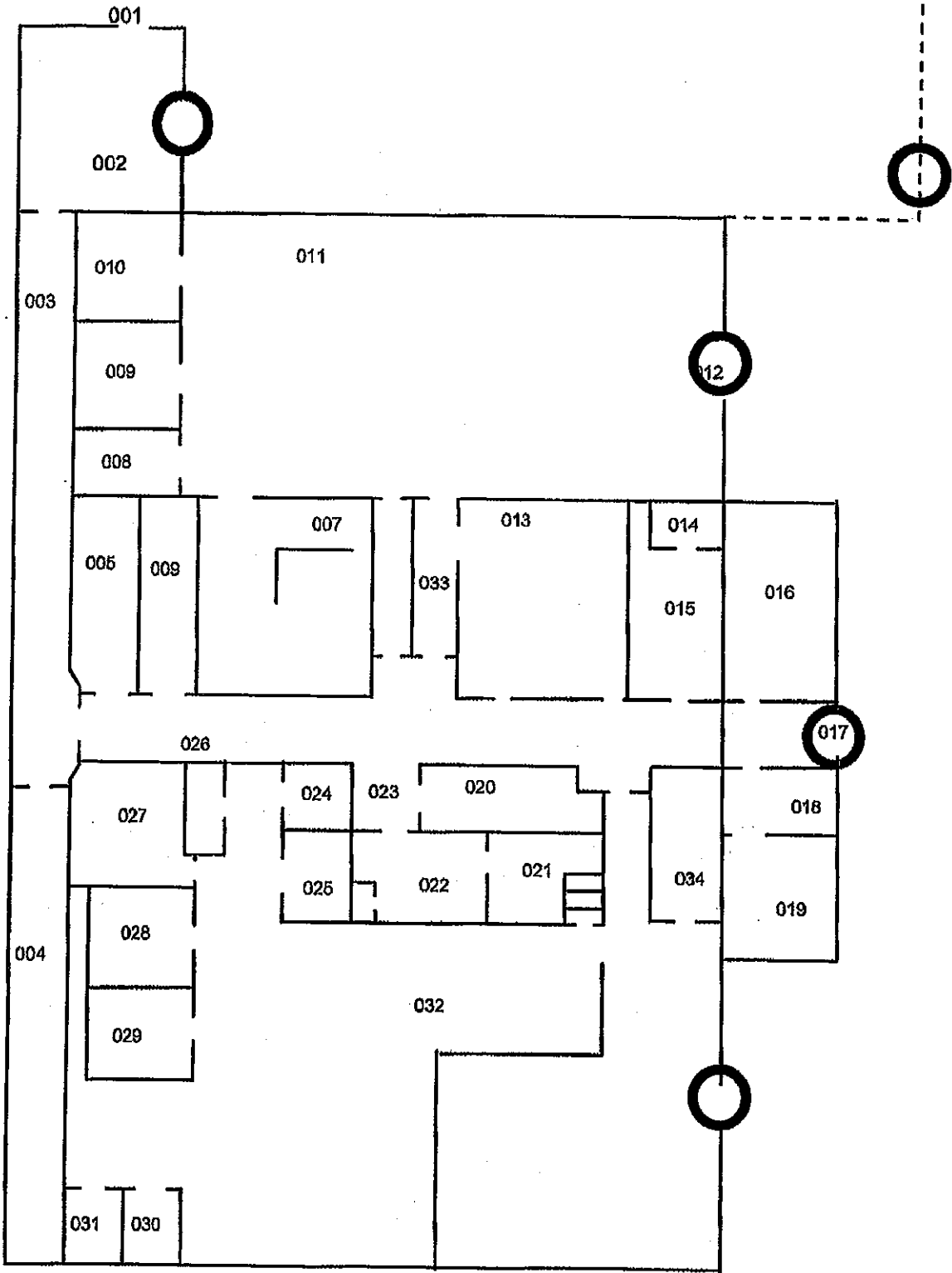


**Clinical Building 3**

- Basement
- 3 Biohazard Room
- 4 Break Room
- 4a Mechanical Room
- 5 HIM Break Room
- 5a Dr. Dictation Room
- 5b Restroom
- 6a Transcription
- 6 Records Room
- 7 Exit
- 8 Storage
- 9 - 14 Office
- 15 Waiting Area
- 16a - 16b Admissions
- 16g Examination Room
- 16f Restroom/Shower
- 18g - 18h Examination Room
- 16 Mechanical Room
- 17 Entrance

- 17a - 17b Generator Room
- 18 - 19 Central Supply
- 20 Restroom
- 21 PBX Room
- 22 Stairwell
- 24 Housekeeping Closet
- 25 - Soiled/Clean Linen
- 26 Sprinkler Control Room
- 27 Stairwell
- 28 Storage
- 29 Housekeeping
- 30 Housekeeping Equipment
- 31 Mechanical Room
- 32 Restroom
- 33 Restroom
- 34 Corridor





**Building 5**

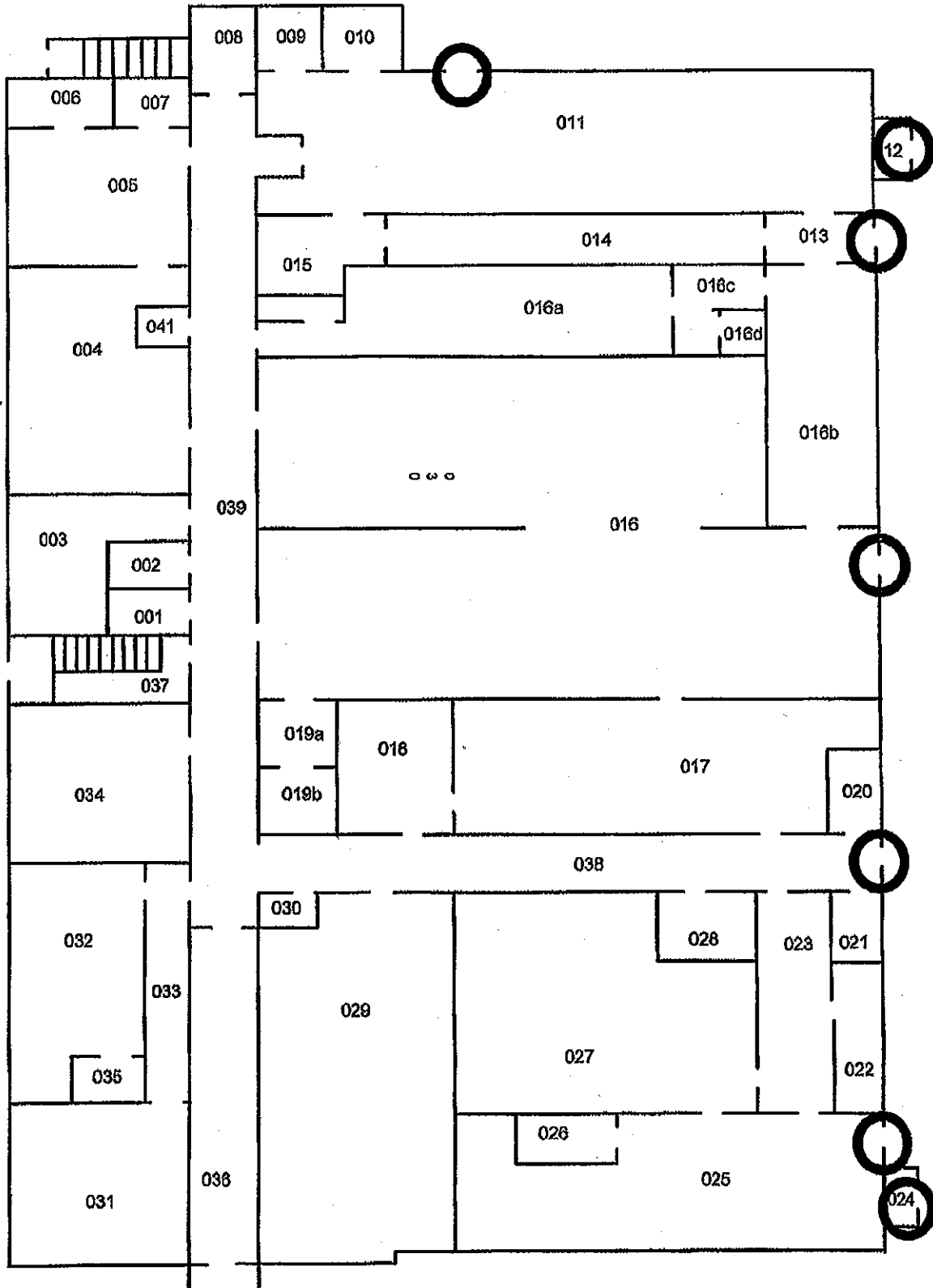
Basement

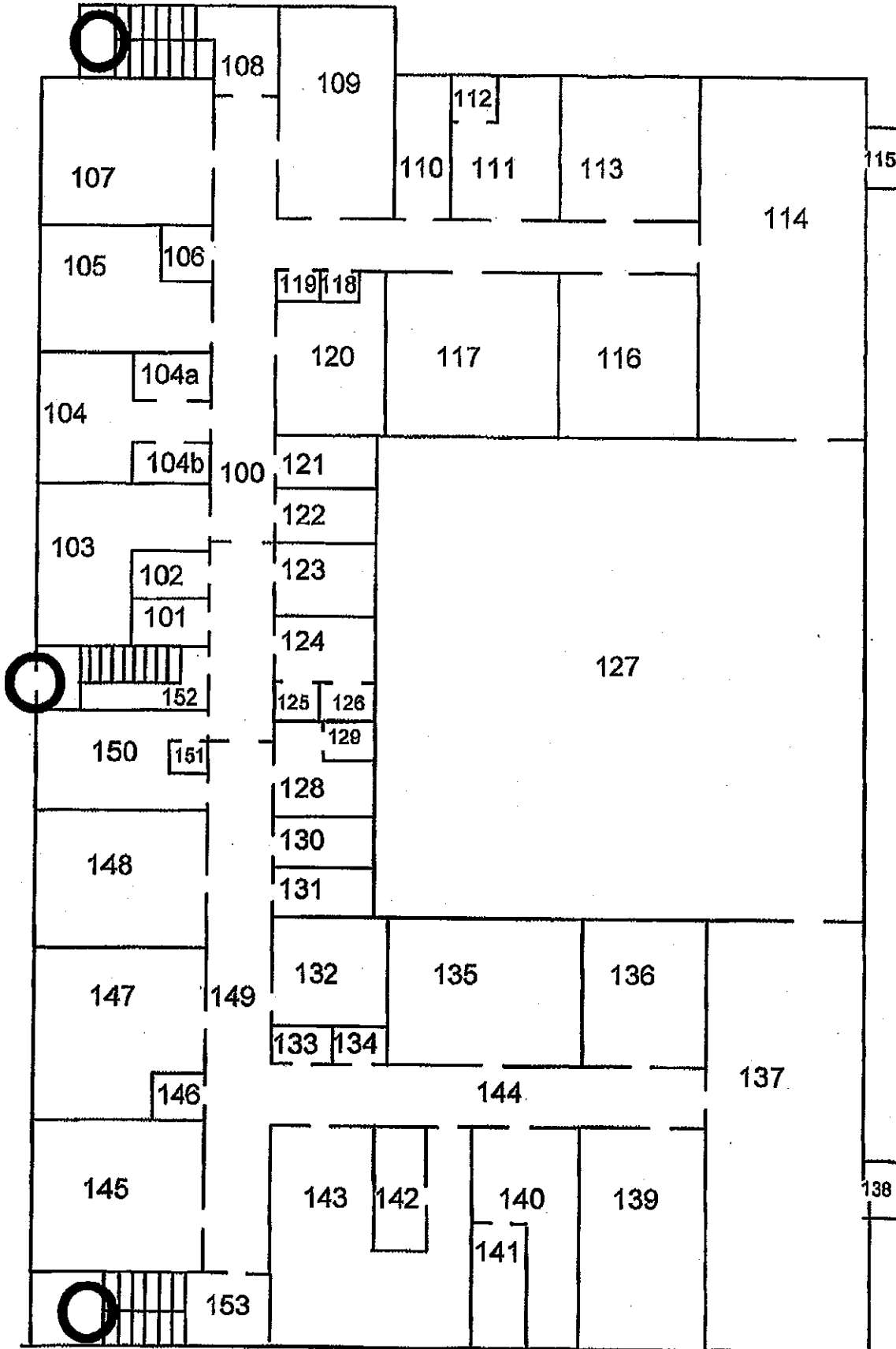
- 001-002 Elevator
- 003 Sprinkler Control
- 004 Bulb Room
- 005 Break Room
- 006 Office
- 007 Restroom
- 008 Stairwell

- 009 - 010 Restroom
- 011 Cafe
- 012 Fire Escape
- 013 Entrance
- 014 Cafe Storage
- 015 Cafe Office
- 016 Recreation
- 016A / 016D Library
- 017 - 018 Recreation

- 018A / 020 / 022 Restroom
- 019B Storage
- 025 Waiting Room (Lab)
- 024 Fire Escape
- 025 Laboratory
- 026 Storage
- 027 Laboratory Office
- 028 Electrical Control Room
- 029 Plumbing Shop

- 030 Storage
- 031 Paint Storage/Fire Alarm Panel
- 032 Housekeeping Room
- 033 Corridor
- 034 Mechanical room
- 035 Closet
- 036 Tunnel Storage
- 037 Stairwell
- 038 - 039 Corridor





Building 6  
1st Floor  
Unoccupied

## Access Control Door Count

## Building 1

Basement	#005
1 <sup>st</sup> Floor	#101
1 <sup>st</sup> floor	Exterior door by Stairwell #114

## Building 2

Basement	Loading Dock Exterior Door by 3009 Office
Basement	Fire Escape Exterior Door #012
1 <sup>st</sup> Floor	Exterior Door by #127 Mechanical Room
1 <sup>st</sup> Floor	Exterior Door by #101 Stairwell

## Building 3

Basement	Exterior Door #007
Basement	Exterior Door #017
Basement	Exterior Door Fire Escape in #22 Stairwell
Basement	Exterior Door Fire Escape in #27 Stairwell
1 <sup>st</sup> Floor	Exterior Door by Office #147
1 <sup>st</sup> Floor	Exterior fire Escape South East Corner of Building
1 <sup>st</sup> Floor	Exterior Fire Escape North East Corner of Building
1 <sup>st</sup> Floor	Exterior Door #154
1 <sup>st</sup> Floor	Exterior door North corner of Building by Office #111

## Building 4

Basement	Exterior Door #017
Basement	Exterior Door #012
Basement	Exterior Door #002
Basement	Canteen Exterior Door
Basement	Gate to Fresh Air Area

## Building 5

Basement	Exterior Door #012
Basement	Exterior Door #013
Basement	Exterior Door Rec Door by #016
Basement	Exterior Door Main by #038
Basement	Exterior Door #025
Basement	Exterior Door Pt. Apartment by #011
Basement	Exterior Door #022
1 <sup>st</sup> Floor	Exterior Fire Escape Southeast Corner of Building
1 <sup>st</sup> Floor	Exterior Fire Escape Northwest Corner of Building
1 <sup>st</sup> Floor	Exterior Door in Stairwell #152



RFQ No. mmB11028

STATE OF WEST VIRGINIA  
Purchasing Division

**PURCHASING AFFIDAVIT**

**West Virginia Code §5A-3-10a states:** No contract or renewal of any contract may be awarded by the state or any of its political subdivisions to any vendor or prospective vendor when the vendor or prospective vendor or a related party to the vendor or prospective vendor is a debtor and the debt owed is an amount greater than one thousand dollars in the aggregate.

**DEFINITIONS:**

"Debt" means any assessment, premium, penalty, fine, tax or other amount of money owed to the state or any of its political subdivisions because of a judgment, fine, permit violation, license assessment, defaulted workers' compensation premium, penalty or other assessment presently delinquent or due and required to be paid to the state or any of its political subdivisions, including any interest or additional penalties accrued thereon.

"Debtor" means any individual, corporation, partnership, association, limited liability company or any other form or business association owing a debt to the state or any of its political subdivisions. "Political subdivision" means any county commission; municipality; county board of education; any instrumentality established by a county or municipality; any separate corporation or instrumentality established by one or more counties or municipalities, as permitted by law; or any public body charged by law with the performance of a government function or whose jurisdiction is coextensive with one or more counties or municipalities. "Related party" means a party, whether an individual, corporation, partnership, association, limited liability company or any other form or business association or other entity whatsoever, related to any vendor by blood, marriage, ownership or contract through which the party has a relationship of ownership or other interest with the vendor so that the party will actually or by effect receive or control a portion of the benefit, profit or other consideration from performance of a vendor contract with the party receiving an amount that meets or exceeds five percent of the total contract amount.

**EXCEPTION:** The prohibition of this section does not apply where a vendor has contested any tax administered pursuant to chapter eleven of this code, workers' compensation premium, permit fee or environmental fee or assessment and the matter has not become final or where the vendor has entered into a payment plan or agreement and the vendor is not in default of any of the provisions of such plan or agreement.

Under penalty of law for false swearing (*West Virginia Code §61-5-3*), it is hereby certified that the vendor affirms and acknowledges the information in this affidavit and is in compliance with the requirements as stated.

**WITNESS THE FOLLOWING SIGNATURE!** Verizon Business Services Inc. on  
behalf of Verizon Select Services Inc.

Vendor's Name: \_\_\_\_\_

Authorized Signature: Maushak K. Harrell Date: 12/30/10


State of Mississippi

County of Madison to-wit:

Taken, subscribed, and sworn to before me this 30<sup>th</sup> day of December, 2010

My Commission expires February 14, 2012

NOTARY PUBLIC [Signature]



ATTACHMENT  
P.O.# mmb11028

This agreement constitutes the entire agreement between the parties, and there are no other terms and conditions applicable to the licenses granted hereunder.

Agreed

\_\_\_\_\_  
Signature                  Date

\_\_\_\_\_  
Signature                  Date

\_\_\_\_\_  
Title

\_\_\_\_\_  
Title

\_\_\_\_\_  
Company Name

\_\_\_\_\_  
Agency/Division

PLEASE SEE THE TERMS AND CONDITIONS IN THE SYSTEM AGREEMENT INCLUDED IN THE BID RESPONSE.

WV-96  
Rev. 10/07

**AGREEMENT ADDENDUM**

In the event of conflict between this addendum and the agreement, this addendum shall control:

1. **DISPUTES** - Any references in the agreement to arbitration or to the jurisdiction of any court are hereby deleted. Disputes arising out of the agreement shall be presented to the West Virginia Court of Claims.
2. **HOLD HARMLESS** - Any clause requiring the Agency to indemnify or hold harmless any party is hereby deleted in its entirety.
3. **GOVERNING LAW** - The agreement shall be governed by the laws of the State of West Virginia. This provision replaces any references to any other State's governing law.
4. **TAXES** - Provisions in the agreement requiring the Agency to pay taxes are deleted. As a State entity, the Agency is exempt from Federal, State, and local taxes and will not pay taxes for any Vendor including individuals, nor will the Agency file any tax returns or reports on behalf of Vendor or any other party.
5. **PAYMENT** - Any references to prepayment are deleted. Payment will be in arrears.
6. **INTEREST** - Should the agreement include a provision for interest on late payments, the Agency agrees to pay the maximum legal rate under West Virginia law. All other references to interest or late charges are deleted.
7. **RECOUPMENT** - Any language in the agreement waiving the Agency's right to set-off, counterclaim, recoupment, or other defense is hereby deleted.
8. **FISCAL YEAR FUNDING** - Service performed under the agreement may be continued in succeeding fiscal years for the term of the agreement, contingent upon funds being appropriated by the Legislature or otherwise being available for this service. In the event funds are not appropriated or otherwise available for this service, the agreement shall terminate without penalty on June 30. After that date, the agreement becomes of no effect and is null and void. However, the Agency agrees to use its best efforts to have the amounts contemplated under the agreement included in its budget. Non-appropriation or non-funding shall not be considered an event of default.
9. **STATUTE OF LIMITATION** - Any clauses limiting the time in which the Agency may bring suit against the Vendor, lessor, individual, or any other party are deleted.
10. **SIMILAR SERVICES** - Any provisions limiting the Agency's right to obtain similar services or equipment in the event of default or non-funding during the term of the agreement are hereby deleted.
11. **ATTORNEY FEES** - The Agency recognizes an obligation to pay attorney's fees or costs only when assessed by a court of competent jurisdiction. Any other provision is invalid and considered null and void.
12. **ASSIGNMENT** - Notwithstanding any clause to the contrary, the Agency reserves the right to assign the agreement to another State of West Virginia agency, board or commission upon thirty (30) days written notice to the Vendor and Vendor shall obtain the written consent of Agency prior to assigning the agreement.
13. **LIMITATION OF LIABILITY** - The Agency, as a State entity, cannot agree to assume the potential liability of a Vendor. Accordingly, any provision limiting the Vendor's liability for direct damages to a certain dollar amount or to the amount of the agreement is hereby deleted. Limitations on special, incidental or consequential damages are acceptable. In addition, any limitation is null and void to the extent that it precludes any action for injury to persons or for damages to personal property.
14. **RIGHT TO TERMINATE** - Agency shall have the right to terminate the agreement upon thirty (30) days written notice to Vendor. Agency agrees to pay Vendor for services rendered or goods received prior to the effective date of termination.
15. **TERMINATION CHARGES** - Any provision requiring the Agency to pay a fixed amount or liquidated damages upon termination of the agreement is hereby deleted. The Agency may only agree to reimburse a Vendor for actual costs incurred or losses sustained during the current fiscal year due to wrongful termination by the Agency prior to the end of any current agreement term.
16. **RENEWAL** - Any reference to automatic renewal is hereby deleted. The agreement may be renewed only upon mutual written agreement of the parties.
17. **INSURANCE** - Any provision requiring the Agency to insure equipment or property of any kind and name the Vendor as beneficiary or as an additional insured is hereby deleted.
18. **RIGHT TO NOTICE** - Any provision for repossession of equipment without notice is hereby deleted. However, the Agency does recognize a right of repossession with notice.
19. **ACCELERATION** - Any reference to acceleration of payments in the event of default or non-funding is hereby deleted.
20. **CONFIDENTIALITY** - Any provision regarding confidentiality of the terms and conditions of the agreement is hereby deleted. State contracts are public records under the West Virginia Freedom of Information Act.
21. **AMENDMENTS** - All amendments, modifications, alterations or changes to the agreement shall be in writing and signed by both parties. No amendment, modification, alteration or change may be made to this addendum without the express written approval of the Purchasing Division and the Attorney General.

ACCEPTED BY:

STATE OF WEST VIRGINIA

Spending Unit: \_\_\_\_\_

Signed: \_\_\_\_\_

Title: \_\_\_\_\_

Date: \_\_\_\_\_

VENDOR

Verizon Business Services Inc. on behalf of Verizon Select Services Inc.

Company Name: \_\_\_\_\_

Signed: Marsha K Harrell

Title: Marsha K Harrell  
Senior Consultant  
Pricing/Contract Management

Date: 12/30/10



State of West Virginia  
DRUG FREE WORKPLACE CONFORMANCE AFFIDAVIT  
West Virginia Code §21-1D-5

STATE OF Mississippi  
COUNTY OF Madison, TO-WIT:

I, Marsha K. Harrell, after being first duly sworn, depose and state as follows:

- 1. I am an employee of Verizon Business Network Services Inc. on behalf of Verizon Select Services Inc.; and,  
(Company Name)
- 2. I do hereby attest that Verizon Business Network Services Inc. on behalf of Verizon Select Services Inc.

maintains a valid written drug free workplace policy and that such policy is in compliance with **West Virginia Code §21-1D-5**.

The above statements are sworn to under the penalty of perjury.

Verizon Business Services Inc. on behalf of Verizon Select Services Inc.  
(Company Name)

By: Marsha K Harrell  
Marsha K Harrell  
Senior Consultant  
Pricing/Contract Management

Date: 12/30/10

Taken, subscribed and sworn to before me this 30<sup>th</sup> day of December

My Commission expires February 14, 2013



[Signature]  
(Notary Public)

**THIS AFFIDAVIT MUST BE SUBMITTED WITH THE BID IN ORDER TO COMPLY WITH WV CODE PROVISIONS. FAILURE TO INCLUDE THE AFFIDAVIT WITH THE BID SHALL RESULT IN DISQUALIFICATION OF THE BID.**

**BID BOND**

KNOW ALL MEN BY THESE PRESENTS, That we, the undersigned, Verizon Business Network Services Inc. d/b/a Verizon Select Services Inc.  
of 4700 Mac Corkle Ave, Charleston, WV 25304, as Principal, and Federal Insurance Company  
of 15 Mountain View Road, Warren, NJ 07059, a corporation organized and existing under the laws of the State of IN  
with its principal office in the City of Warren, NJ, as Surety, are held and firmly bound unto the State  
of West Virginia, as Oblige, in the penal sum of Five Percent of the total amount of the bid (\$5% of the total amount of the bid) for the payment of which,  
well and truly to be made, we jointly and severally bind ourselves, our heirs, administrators, executors, successors and assigns.

The Condition of the above obligation is such that whereas the Principal has submitted to the Purchasing Section of the  
Department of Administration a certain bid or proposal, attached hereto and made a part hereof, to enter into a contract in writing for  
Mildred Mitchell-Bateman Hospital; RFQ Number MMB11028

**NOW THEREFORE,**

- (a) If said bid shall be rejected, or
- (b) If said bid shall be accepted and the Principal shall enter into a contract in accordance with the bid or proposal attached hereto and shall furnish any other bonds and insurance required by the bid or proposal, and shall in all other respects perform the agreement created by the acceptance of said bid, then this obligation shall be null and void, otherwise this obligation shall remain in full force and effect. It is expressly understood and agreed that the liability of the Surety for any and all claims hereunder shall, in no event, exceed the penal amount of this obligation as herein stated.

The Surety, for the value received, hereby stipulates and agrees that the obligations of said Surety and its bond shall be in no way impaired or affected by any extension of the time within which the Oblige may accept such bid, and said Surety does hereby waive notice of any such extension.

IN WITNESS WHEREOF, Principal and Surety have hereunto set their hands and seals, and such of them as are corporations have caused their corporate seals to be affixed hereunto and these presents to be signed by their proper officers, this  
3rd day of January, 2011.

Principal Corporate Seal

Verizon Business Network Services Inc. d/b/a Verizon Select Services Inc.  
\_\_\_\_\_  
(Name of Principal)  
By Scott L Corda  
(Must be President or Vice President)  
Scott L Corda VP - Taxes  
\_\_\_\_\_  
(Title)

Surety Corporate Seal

Federal Insurance Company  
\_\_\_\_\_  
(Name of Surety)  
Erin M. Margolis  
Erin M. Margolis Attorney-in-Fact

**IMPORTANT - Surety executing bonds must be licensed in West Virginia to transact surety insurance. Raised corporate seals must be affixed, a power of attorney must be attached.**



Chubb  
Surety

POWER  
OF  
ATTORNEY

Federal Insurance Company  
Vigilant Insurance Company  
Pacific Indemnity Company


Attn: Surety Department  
15 Mountain View Road  
Warren, NJ 07059

Know All by These Presents, That FEDERAL INSURANCE COMPANY, an Indiana corporation, VIGILANT INSURANCE COMPANY, a New York corporation, and PACIFIC INDEMNITY COMPANY, a Wisconsin corporation, do each hereby constitute and appoint Patrick Bannon, Manuel Jones, Erin M. Margells, Myrna Smith and Jeffrey Tyler of Washington, DC-----

each as their true and lawful Attorney- In- Fact to execute under such designation in their names and to affix their corporate seals to and deliver for and on their behalf as surety thereon or otherwise, bonds and undertakings and other writings obligatory in the nature thereof (other than bail bonds) given or executed in the course of business, and any instruments amending or altering the same, and consents to the modification or alteration of any instrument referred to in said bonds or obligations.

In Witness Whereof, said FEDERAL INSURANCE COMPANY, VIGILANT INSURANCE COMPANY, and PACIFIC INDEMNITY COMPANY have each executed and attested these presents and affixed their corporate seals on this 4th day of May, 2010.

  
Kenneth C. Wendel, Assistant Secretary

  
David B. Norris, Jr., Vice President


STATE OF NEW JERSEY  
County of Somerset ss.

On this 4th day of May, 2010 before me, a Notary Public of New Jersey, personally came Kenneth C. Wendel, to me known to be Assistant Secretary of FEDERAL INSURANCE COMPANY, VIGILANT INSURANCE COMPANY, and PACIFIC INDEMNITY COMPANY, the companies which executed the foregoing Power of Attorney, and the said Kenneth C. Wendel, being by me duly sworn, did depose and say that he is Assistant Secretary of FEDERAL INSURANCE COMPANY, VIGILANT INSURANCE COMPANY, and PACIFIC INDEMNITY COMPANY and knows the corporate seals thereof, that the seals affixed to the foregoing Power of Attorney are such corporate seals and were thereto affixed by authority of the By- Laws of said Companies; and that he signed said Power of Attorney as Assistant Secretary of said Companies by like authority; and that he is acquainted with David B. Norris, Jr., and knows him to be Vice President of said Companies; and that the signature of David B. Norris, Jr., subscribed to said Power of Attorney is in the genuine handwriting of David B. Norris, Jr., and was thereto subscribed by authority of said By-Laws and in deponent's presence.

Notarial Seal



KATHERINE J. ADELAAR  
NOTARY PUBLIC OF NEW JERSEY  
No 2316685  
Commission Expires July 16, 2014

  
Notary Public

CERTIFICATION

Extract from the By- Laws of FEDERAL INSURANCE COMPANY, VIGILANT INSURANCE COMPANY, and PACIFIC INDEMNITY COMPANY:

"All powers of attorney for and on behalf of the Company may and shall be executed in the name and on behalf of the Company, either by the Chairman or the President or a Vice President or an Assistant Vice President, jointly with the Secretary or an Assistant Secretary, under their respective designations. The signature of such officers may be engraved, printed or lithographed. The signature of each of the following officers: Chairman, President, any Vice President, any Assistant Vice President, any Secretary, any Assistant Secretary and the seal of the Company may be affixed by facsimile to any power of attorney or to any certificate relating thereto appointing Assistant Secretaries or Attorneys- In- Fact for purposes only of executing and attesting bonds and undertakings and other writings obligatory in the nature thereof, and any such power of attorney or certificate bearing such facsimile signature or facsimile seal shall be valid and binding upon the Company and any such power so executed and certified by such facsimile signature and facsimile seal shall be valid and binding upon the Company with respect to any bond or undertaking to which it is attached."

I, Kenneth C. Wendel, Assistant Secretary of FEDERAL INSURANCE COMPANY, VIGILANT INSURANCE COMPANY, and PACIFIC INDEMNITY COMPANY (the "Companies") do hereby certify that

- (i) the foregoing extract of the By- Laws of the Companies is true and correct,
- (ii) the Companies are duly licensed and authorized to transact surety business in all 50 of the United States of America and the District of Columbia and are authorized by the U.S. Treasury Department; further, Federal and Vigilant are licensed in Puerto Rico and the U.S. Virgin Islands, and Federal is licensed in American Samoa, Guam, and each of the Provinces of Canada except Prince Edward Island; and
- (iii) the foregoing Power of Attorney is true, correct and in full force and effect.

Given under my hand and seals of said Companies at Warren, NJ this 3rd day of January, 2011



  
Kenneth C. Wendel, Assistant Secretary

IN THE EVENT YOU WISH TO NOTIFY US OF A CLAIM, VERIFY THE AUTHENTICITY OF THIS BOND OR NOTIFY US OF ANY OTHER MATTER, PLEASE CONTACT US AT ADDRESS LISTED ABOVE, OR BY Telephone (908) 903- 3493 Fax (908) 903- 3656 e-mail: surety@chubb.com

# State of West Virginia **VENDOR PREFERENCE CERTIFICATE**

Certification and application\* is hereby made for Preference in accordance with **West Virginia Code**, §5A-3-37. (Does not apply to construction contracts). **West Virginia Code**, §5A-3-37, provides an opportunity for qualifying vendors to request (at the time of bid) preference for their residency status. Such preference is an evaluation method only and will be applied only to the cost bid in accordance with the **West Virginia Code**. This certificate for application is to be used to request such preference. The Purchasing Division will make the determination of the Resident Vendor Preference, if applicable.

- 1. **Application is made for 2.5% resident vendor preference for the reason checked:**  
 Bidder is an individual resident vendor and has resided continuously in West Virginia for four (4) years immediately preceding the date of this certification; **or**,  
 Bidder is a partnership, association or corporation resident vendor and has maintained its headquarters or principal place of business continuously in West Virginia for four (4) years immediately preceding the date of this certification; or 80% of the ownership interest of Bidder is held by another individual, partnership, association or corporation resident vendor who has maintained its headquarters or principal place of business continuously in West Virginia for four (4) years immediately preceding the date of this certification; **or**,  
 Bidder is a nonresident vendor which has an affiliate or subsidiary which employs a minimum of one hundred state residents and which has maintained its headquarters or principal place of business within West Virginia continuously for the four (4) years immediately preceding the date of this certification; **or**,
- 2. **Application is made for 2.5% resident vendor preference for the reason checked:**  
 Bidder is a resident vendor who certifies that, during the life of the contract, on average at least 75% of the employees working on the project being bid are residents of West Virginia who have resided in the state continuously for the two years immediately preceding submission of this bid; **or**,
- 3. **Application is made for 2.5% resident vendor preference for the reason checked:**  
 Bidder is a nonresident vendor employing a minimum of one hundred state residents or is a nonresident vendor with an affiliate or subsidiary which maintains its headquarters or principal place of business within West Virginia employing a minimum of one hundred state residents who certifies that, during the life of the contract, on average at least 75% of the employees or Bidder's affiliate's or subsidiary's employees are residents of West Virginia who have resided in the state continuously for the two years immediately preceding submission of this bid; **or**,
- 4. **Application is made for 5% resident vendor preference for the reason checked:**  
 Bidder meets either the requirement of both subdivisions (1) and (2) or subdivision (1) and (3) as stated above; **or**,
- 5. **Application is made for 3.5% resident vendor preference who is a veteran for the reason checked:**  
 Bidder is an individual resident vendor who is a veteran of the United States armed forces, the reserves or the National Guard and has resided in West Virginia continuously for the four years immediately preceding the date on which the bid is submitted; **or**,
- 6. **Application is made for 3.5% resident vendor preference who is a veteran for the reason checked:**  
 Bidder is a resident vendor who is a veteran of the United States armed forces, the reserves or the National Guard, if, for purposes of producing or distributing the commodities or completing the project which is the subject of the vendor's bid and continuously over the entire term of the project, on average at least seventy-five percent of the vendor's employees are residents of West Virginia who have resided in the state continuously for the two immediately preceding years.

Bidder understands if the Secretary of Revenue determines that a Bidder receiving preference has failed to continue to meet the requirements for such preference, the Secretary may order the Director of Purchasing to: (a) reject the bid; or (b) assess a penalty against such Bidder in an amount not to exceed 5% of the bid amount and that such penalty will be paid to the contracting agency or deducted from any unpaid balance on the contract or purchase order.

By submission of this certificate, Bidder agrees to disclose any reasonably requested information to the Purchasing Division and authorizes the Department of Revenue to disclose to the Director of Purchasing appropriate information verifying that Bidder has paid the required business taxes, provided that such information does not contain the amounts of taxes paid nor any other information deemed by the Tax Commissioner to be confidential.

**Under penalty of law for false swearing (West Virginia Code, §61-5-3), Bidder hereby certifies that this certificate is true and accurate in all respects; and that if a contract is issued to Bidder and if anything contained within this certificate changes during the term of the contract, Bidder will notify the Purchasing Division in writing immediately.**

**Bidder:** Verizon Business Network Services Inc. **Signed:** Marsha K. Harrell  
on behalf of Verizon Select Services Inc.  
**Date:** 12/30/10 **Title:** \_\_\_\_\_  
Marsha K Harrell  
Senior Consultant  
Pricing/Contract Management

\*Check any combination of preference consideration(s) indicated above, which you a.

**STATEMENT OF WORK (SOW) NO. 1-69CV8Z  
TO VERIZON VOICE AND DATA EQUIPMENT AND  
RELATED SERVICES ATTACHMENT  
Structured Cabling Services**

<b>Customer: State of West Virginia</b>	<b>Quote: 1-69CV8Z</b>
<b>Contract ID: N/A</b>	<b>Date: 12/28/10</b>

<b>Verizon Business Network Services Inc., on behalf of Verizon Select Services Inc. 22001 Loudoun County Parkway Ashburn, VA 20147</b>	<b>CUSTOMER'S LEGAL NAME:</b> State of West Virginia <b>Address</b> 1530 Norway Avenue Huntington, WV 25705
By: <u>Marsha K. Harrell</u> Name: <u>Marsha K Harrell</u> Title: <u>Senior Consultant</u> Date: <u>12/30/10</u> Pricing/Contract Management	By: _____ Name: <u>Roberta Wagner</u> Title: <u>State of WV Purchasing</u> Date: _____

This Statement of Work ("SOW") amends and is a part of the Voice and Data Equipment and Related Services Attachment and related Verizon master services agreement (collectively "Agreement"), entered between Verizon Select Services Inc. ("Verizon"), and State of West Virginia (Health and Human Resources) ("Customer"), Contract ID number as shown above, if applicable, executed by both parties as of December 28, 2010.

**Description of Project**

**1. Services.**

This SOW defines the structured cabling services and deliverables that Verizon will provide to Customer under the terms of the Agreement ("Structured Cabling Services") and forms the basis for the pricing in the quote referenced above (the "Quote"). Verizon will perform the Structured Cabling Services at the locations listed in the Quote. Certain Structured Cabling Services detail may be provided for Customer's reference in additional documentation separate from this Agreement.

**2. Scope of Work.**

Verizon proposes the following installation services for the State of West Virginia, Health and Human Resources, Mildred Mitchell-Bateman Hospital. Verizon has based the Quote on the solution and technical specifications\* on the customer provided RFQ# MMB11028 Specifications and Addendum(s). The solution includes Structured Cabling, Access Control and Video Surveillance.

The "System", as used within this SOW, means the structured cabling solution provided under this SOW, e.g. CPE, including without limitation, cables and other related materials.

**3. Deliverables and Documentation (if any) to be Produced by Verizon and Verizon Obligations.**

Verizon will:

- 3.1. Provide installation which complies with standards and codes, including as applicable:



- NFPA 70 – National Electric Code
  - ANSI/TIA-568-C.0 – Generic Telecommunications Cabling for Customer Premises
  - ANSI/TIA-568-C.1 – Commercial Building Telecommunications Cabling Standard
  - TIA-569-B – Commercial Building Standard for Telecommunications Pathways and Spaces
  - ANSI/TIA-606-A – Administration Standard for Commercial Telecommunications Infrastructure
  - ANSI-J-STD-607-A – Commercial Building Grounding (Earthing) and Bonding Requirements for Telecommunications
  - TIA-526-7 – Measurement of Optical Power Loss of Installed Single-Mode Fiber Cable Plant
  - TIA-526-14-A – Optical Power Loss Measurements of Installed Multimode Fiber Cable Plant
  - ANSI/TIA-758-A – Customer-Owned Outside Plant Telecommunications Infrastructure Standard
  - ANSI/TIA-942 – Telecommunications Infrastructure Standard for Data Centers
- 3.2. Provide a single point of contact (“SPOC”) who will be responsible and authorized to (i) make all decisions and give all approvals which Customer may need from Verizon, and (ii) provide Customer’s personnel on a timely basis with all information, data, and support reasonably required for its performance under this SOW, including but not limited to making available appropriate personnel to work with the Customer as the Customer may reasonably request. (iii) manage and participate in the kickoff discussion, schedule coordination, and acceptance testing.
- 3.3. Deliver the System to the Customer’s site(s) shown on the Quote;
- 3.4. Contact the Customer prior to install in order to confirm site readiness;
- 3.5. Provide the labor to complete the project in a good and workmanlike manner ;
- 3.6. Provide progress updates to review actual progress with the Customer SPOC;
- 3.7. Provide a schedule indicating general project deadlines with specific dates relating to the installation of the System;
- 3.8. Coordinate access to the building, daily parking, access to materials, and material storage with the Customer SPOC;
- 3.9. Additional Verizon Deliverables and Documentation:  
**The structured cabling installed will be documented and delivered to the customer in the form of an As-built Drawing.**

**4. Documentation to be Produced by Customer and Customer Obligations.**

Customer must:

- 4.1 Designate a SPOC who will be responsible and authorized to (i) make all decisions and give all approvals which Verizon may need from Customer, and (ii) provide Verizon’s personnel on a timely basis with all information, data, access and support reasonably required for its performance under this SOW, including but not limited to making available appropriate personnel to work with Verizon as Verizon may reasonably request.
- 4.2 Confirm and agree to the schedule indicating general project deadlines with specific dates relating to the installation of the System as provided by Verizon;
- 4.3 Provide a soft copy of all related plans clearly depicting installation locations and features that is sufficiently recent, accurate, and detailed to allow Verizon to install the System;
- 4.4 Provide the appropriate security clearances, access badges, and access to buildings and any other structures related to the Project (“Locations”) and Training as defined below, if required.. It is the Customer’s sole responsibility to provide the necessary means of access to Locations;
- 4.5 Provide prompt physical and electronic access to Locations where Verizon will install the System. NOTE: Wait time in excess of 60 minutes may result in a time and material charge. Verizon will coordinate Project activities in advance in order to allow for timely access and avoid delay.
- 4.6 Remove or move any obstacles required to implement this Project at a Location in a timely manner.
- 4.7 Provide loading dock space and freight elevators at no expense to Verizon. Verizon deliveries shall be scheduled during Office Hours as defined below;
- 4.8 Control all activities associated with the existing Customer equipment, including without limitation changes, additions or deletions of devices made by any non-Verizon provided technicians.
- 4.9 Provide adequate and secure storage space for the Verizon equipment, tools, and materials at the Location;

- 4.10 Unless otherwise provided for in Section 2, Scope of Work, provide sufficient rack space or other appropriate installation location for the System;
- 4.11 Ensure that the Customer's ground meets the recommendations of the System manufacturer. If a new ground work is required, Verizon can perform such work at Customer's request pursuant to a quote;
- 4.12 Ensure that any and all main or intermediate distribution frames ("MDF/IDF") are of sufficient size to accommodate System being installed;
- 4.13 Ensure conformance with any applicable codes, regulations, and laws, including but not limited to electrical, building, safety, and health;
- 4.15 Dispose of all decommissioned equipment, unless provided otherwise in the Quote.
  - If this box is checked, Verizon will demolish and dispose of all abandoned cable as required by code. If this box is not checked, Verizon will not demolish and dispose of abandoned cable.
- 4.16 Additional Responsibilities:

**Customer is to provide prompt access to the facilities as required completing the installation(s).**

## 5. Change Order Request

Customer may request changes in, or additions to, the Structured Cabling Services being provided hereunder by agreeing to a completing Verizon Change Order form, provided by Verizon. Requested changes will be facilitated to the extent feasible. If Verizon determines that such changes will cause an increase or decrease in the cost of, or time required for performance of the Structured Cabling Services, Verizon will advise Customer thereof and such adjustments will be reflected in the Verizon Change Order form. The Verizon Change Order form will not become effective unless and until it is agreed to and executed by both Customer and Verizon. Verizon will initiate changes to the project that affect cost or significantly affect schedule using this Change Order procedure.

## 6. Acceptance Testing Criteria for the Service or Deliverable(s).

Customer will have five business days after the In-Service Date, as defined below, to test the System (the "Test Period"). Customer may indicate their approval of the System by its signature on the Verizon-provided acceptance document or other mutually agreed upon means. Customer will document any issues with the System in writing to Verizon and provide those issues to Verizon within the Test Period. Upon receipt of the issues list, Verizon will have ten business days to respond and remediate any issues, as required. Customer's use of the System for any other purpose than testing will be deemed to constitute acceptance by Customer. The System will be deemed accepted if the Test Period passes without notification of issue or acceptance by Customer.

## 7. Conditions.

- 7.1 Structured Cabling Services are generally available within the 48 contiguous United States. Orders for Structured Cabling Services in Alaska and Hawaii must be specifically pre-approved by Verizon.
- 7.2 Structured Cabling Services are performed between the hours of 8:00 a.m. and 5:00 p.m. local time, Monday through Friday, excluding Verizon observed and United States Federal holidays ("Office Hours"). Work extending beyond Office Hours on Monday through Friday and work on Saturday is "Overtime" work. All other periods of work is "Sunday and Holiday Hours" work. If Customer requests that Structured Cabling Services be performed during Overtime or Sunday and Holiday Hours, Customer will pay Verizon its then current time and material labor rate.
  - If this box is checked, this project requires work to be performed outside of Office Hours. The Structured Cabling Services will be performed between the hours of \_\_\_\_\_ These hours are included in the Quote.
- 7.3 Unless Customer otherwise requests in writing Verizon will, at Customer's expense, apply for permits necessary for Structured Cabling Services.
- 7.4 Verizon will provide Customer written notice indicating the date Structured Cabling Services is complete (the "In-Service Date"). Verizon will attempt to meet Customer's requested In-Service Dates, however Verizon can not guarantee any In-Service Date. In-Service Dates are subject to the availability of materials and resources.
- 7.5 Should Customer request delay of Structured Cabling Services, or should Structured Cabling Services be delayed as a result of Customer's action or inaction, Verizon may store the System, or any portion thereof, at Customer's risk and expense.

- 7.7 Verizon will use reasonable efforts to avoid interruption of Customer's network service during Office Hours. If it is necessary to interrupt network service during Office Hours, Verizon will notify the SPOC at least 48 hours in advance.
- 7.8 Customer will only assign persons to this project that have the necessary skills required to complete the Customer's part of this project.
- 7.9 Customer will allow Verizon access to sites for performance of any required Structured Cabling Service. Customer will notify Verizon of any site-specific requirements that might impact Verizon's ability to access such site, e.g. safety or security training ("Training"). Verizon will comply with such Training requirements however Verizon reserves the right to bill Customer for the time required for Training at Verizon's then current labor rate. Customer will provide necessary badges, escorts, etc. required for site access per Customer's security and safety policies.  
 If this box is checked, Verizon personnel will require additional training for site access.

7.10 Additional Conditions

**Customer is to provide prompt access to the facilities as required completing the installation(s).**

- 8. **Term of SOW.** This SOW is effective upon full execution by the parties and will remain in effect during the delivery of the Structured Cabling Services. Except for warranties specifically provided herein, this SOW will terminate upon final delivery of the Structured Cabling Services.

9. **Warranty**

- 9.1 Verizon warrants the System against defects solely related to Verizon's installation for one year after the System is accepted as provided above. To the extent permitted, manufacturers' end user warranties will be passed through to Customer. Customer will present such warranty claims directly to the manufacturer.
- 9.2 If a manufacturer's end-user warranty is included, Verizon will provide the appropriate certified labor, documentation, and materials to qualify the installation for such warranty.  
 If this box is checked, the System includes manufacturer's warranty.
- 9.3 These warranties do not cover damage to or malfunction of the System caused in whole or in part by Customer or third parties through other than normal use of the System or caused by an event external to the System. The warranties contained herein are Customer's sole and exclusive warranties for Structured Cabling Services.

10. **Assumptions**

- 10.1 This SOW constitutes the entire agreement between the parties with respect to the Structured Cabling Services and supersedes all other prior or contemporaneous representations, understandings or agreements. Except as otherwise expressly stated herein, no amendment to this SOW is valid unless in writing and signed by both parties.
- 10.2 Structured Cabling Services are limited to the services, deliverables, documentation, and conditions stated herein and in the Agreement, and the System defined in the Quote.
- 10.3 Additional Assumptions  
N/A

**System Agreement**

Routing Code: 5CPE

This System Agreement ("Agreement"), effective as of the \_\_\_\_ day of \_\_\_\_, 20\_\_\_\_, is made by and between

Verizon Entity Name ("Verizon"): Verizon Business Network Services Inc. on behalf of Verizon Select Services Inc.	<b>B. Customer Name ("Customer")</b>  Dept of Health & Human Resources Mildred Mitchell Bateman Hospital
Address: 4700 MacCorkle Avenue, SE	Address: 1530 Norway Avenue
City: Charleston State: WV Zip Code: 25304	City: Huntington State: WV Zip Code: 25705
Contact Name and Phone Number: Sandra Hawkins 304-356-3395	Customer Billing Address (if different): 304-558-0067
Quote Number (if applicable) _____	City: State: Zip Code:
	Contact Name and Phone Number: Roberta Wagner 304-558-4115

<p><b>C. Select all applicable options:</b></p> <p><input checked="" type="checkbox"/> New System/Service Sale  <input type="checkbox"/> Adds/Upgrade to Existing System  <input type="checkbox"/> Installation Services  <input type="checkbox"/> International Purchase and Sale (Drop Ship)</p> <p><b>VERIZON MAINTENANCE SERVICES</b></p> <p><input type="checkbox"/> IP PBX Supplemental  <input type="checkbox"/> 8x5 Switch &amp; Phones  <input type="checkbox"/> 8x5 Switch &amp; Proprietary Phones  <input type="checkbox"/> 8x5 Switch Only  <input type="checkbox"/> 8x5 Ancillary/Auxiliary Equipment  <input type="checkbox"/> 8x5 Nortel Norstar  <input type="checkbox"/> 8x5 NEC Electra Elite  <input type="checkbox"/> 8x5 Business Communication Manager  <input type="checkbox"/> 8x5 Centrex CPE  <input type="checkbox"/> 24x7 Switch &amp; Proprietary Phones  <input type="checkbox"/> 24x7 Switch Only  <input type="checkbox"/> 24x7 Ancillary/Auxiliary Equipment  <input type="checkbox"/> 24x7 Nortel Norstar  <input type="checkbox"/> 24x7 NEC Electra Elite  <input type="checkbox"/> 24x7 Business Communication Manager  <input type="checkbox"/> 24x7 Voice Service Plus  <input type="checkbox"/> 24x7 Centrex CPE  <input type="checkbox"/> Software Release Subscription (SRS)</p>	<p><b>Verizon Maintenance Services Cont'd.</b></p> <p><input type="checkbox"/> On-Site Technician  <input type="checkbox"/> Supplemental Warranty Coverage (extends the standard warranty to 24 hour coverage for major failures during the warranty period)  <input type="checkbox"/> Other</p> <p><b>Third Party Maintenance Services</b> – Third party maintenance will be provided in accordance with (i) the service descriptions of the respective third party maintenance service providers (generally available on their respective websites) and (ii) the relevant terms and conditions of this Agreement, specifically excluding section 3.2 (termination for convenience).</p> <p><input type="checkbox"/> Nortel Extended Service  <input type="checkbox"/> Cisco SMARTnet  <input type="checkbox"/> Other:</p>
--	---



D. Payment Options:

- Cash Purchase
- Lease/Financing
  - Verizon Credit Inc.
  - Third Party Lease/Financing \_\_\_\_\_ (must have prior written approval of Verizon)
- E-Rate/USF Funding Application No. \_\_\_\_\_
- Tax Exempt No. \_\_\_\_\_

E. The total price of the System and/or services being purchased by the Customer is:

Equipment and/or Installation Price \$ 125,790.15

Professional Services Price \$ \_\_\_\_\_

Maintenance Service

Voice Maintenance Service for \_\_\_\_\_ Year(s) \$ \_\_\_\_\_

Third Party Maintenance Service for \_\_\_\_\_ Year(s) \$ \_\_\_\_\_

Supplemental Warranty Coverage \$ \_\_\_\_\_

Applicable taxes (estimated) \$ \_\_\_\_\_

**TOTAL PRICE** \$ 125,790.15

F. Maintenance Service Billing Option:

- Pre-paid Billing: \_\_\_\_\_ years \$ \_\_\_\_\_ (Annual Rate)
- Deferred Billing (deferred until warranty expiration):  
 \_\_\_\_\_ years \$ \_\_\_\_\_ (Year 1) \$ \_\_\_\_\_ (Year 2) \$ \_\_\_\_\_ (Year 3) \$ \_\_\_\_\_ (Year 4) \$ \_\_\_\_\_ (Year 5)

Bill deferred payment (check one):  annually  semi-annually  quarterly  monthly

G. Attachments

- Avaya Equipment, Maintenance and Professional Services Exhibit
- Call Center Software, Support and Professional Services Exhibit
- Cisco Technology Migration Program Supplement
- Equipment Sales and Installation Exhibit
- E-Rate Funding Related Terms and Conditions
- International Purchase and Sale Exhibit
- PBX Mobile Extension
- Professional Services Exhibit
- Quote
- Service Plan Description(s)
- Statement of Work
- Statement of Work (Avaya)
- Voice Maintenance Exhibit

THE TERMS AND CONDITIONS OF THIS AGREEMENT CONTINUE ON THE FOLLOWING PAGES

Customer Initials



## System Agreement

**1. Scope of Agreement.** Subject to the terms and conditions of this Agreement, Verizon will provide Customer, either directly or in conjunction with such subcontractors as it may select, the equipment, software, installation services, maintenance (hereinafter collectively the "System") and/or professional services as described in this Agreement and as further described in a Statement of Work and any Exhibit attached hereto.

**1.1 For Equipment Sale and Installation Services:** Verizon will provide and, if applicable, install the equipment as set forth in the applicable quote and the Equipment and Installation Services Exhibit.

**1.2 For Maintenance Services:** Verizon will provide the maintenance services as set forth in the applicable quote and the Call Center Software, Support and Professional Services Exhibit, and/or the Maintenance Services Exhibit. The foregoing exhibits do not apply to maintenance services provided by a third party. Third party maintenance will be provided in accordance with (i) the service descriptions of the respective third party maintenance service providers (generally available on their respective websites) and (ii) the relevant terms and conditions of this Agreement, specifically excluding section 3.2 (termination for convenience).

**1.3 For Professional Services:** Verizon will provide the professional services as set forth in the applicable quote and the Professional Services Exhibit.

All applicable Statements of Work and Exhibits attached hereto are incorporated herein and made a part of this Agreement.

## **2. Fees and Payment.**

**2.1** Customer will pay all fees for the System as set forth on Pages 2 of this Agreement and the applicable quote or Statement of Work, subject to additions and deductions made by written Change Order(s). Customer is responsible for applicable taxes, shipping, handling, telecommunication surcharges and other charges applicable to the equipment and/or services provided under this Agreement. Customer agrees either to pay to Verizon the amount of all applicable taxes or to provide upon execution of this Agreement evidence of exemption acceptable to Verizon.

**2.2** Payments are due within thirty (30) days of receipt of the invoice ("Due Date") and any payment not received by the Due Date shall be subject to a late payment charge of the lesser of one and one-half percent (1.5%) per month and the maximum amount allowed by law. Late payment charges will be assessed monthly against the amount due. Should Customer dispute an amount invoiced, Customer shall pay the undisputed portion of that invoice and promptly notify Verizon in writing of the amount and nature of the dispute and the parties shall cooperate to resolve the dispute pursuant to Section 15 of this Agreement. Verizon reserves the right to suspend or terminate any or all services or terminate the provision, installation or repair of any or all equipment subject to this Agreement immediately if Customer is more than sixty (60) days overdue for payments that have not been disputed in good faith.

**2.3** The down payment listed on Page 2 of this Agreement shall be paid at execution of this Agreement. The balance due shall be paid in accordance with the terms of this Section unless otherwise specified in a Statement of Work.

**3. Term and Termination.** This Agreement shall be effective as of the date first set forth above and shall continue in full force and effect until terminated in accordance with this Agreement.

**3.1.** Either party may, upon written notice, immediately suspend its performance of and/or terminate the affected service or equipment order to which the deficiency pertains in the event the other party (i) fails to perform material terms of this Agreement and (a) such failure is not cured within thirty (30) calendar days following receipt of a default notice in writing from the other party, or (b) if such failure cannot reasonably be cured during that time and the defaulting party fails to use commercially reasonable efforts to cure such breach as soon as practicable, but in any event within ninety (90) calendar days following written notice; (ii) engages in fraud, criminal conduct or willful misconduct in connection with the business relationship of the parties; or (iii) becomes insolvent, ceases doing business in the ordinary course, enters bankruptcy proceedings or effects an assignment for the benefit of creditors. In the event Verizon terminates this Agreement pursuant to this Section 3.1, Customer shall promptly pay Verizon for the System and any services provided up to the date of termination. In the event Customer defaults under this Agreement, Customer's down payment shall be non-refundable.



## System Agreement

3.2. Either party may terminate this Agreement or a Statement of Work for convenience, in whole or in part, upon thirty (30) days prior written notice to the other party. If this Agreement or a Statement of Work is terminated by Customer pursuant to this Section, or if an order under this Agreement is cancelled by Customer, Verizon shall have no further responsibility under this Agreement, Statement of Work or such order, as applicable, and Customer shall promptly pay Verizon:

3.2.1. for all equipment and services provided up to the date of termination or cancellation, as applicable;

3.2.2. for all expenses incurred up to the date of termination or cancellation, as applicable, including but not limited to the costs of terminating purchase orders, return of equipment and/or software (if permitted by Verizon), removal of equipment and/or software and other contractual obligations made by Verizon to meet its obligations under this Agreement or Statement of Work, plus a restocking fee of twenty-five percent (25%) of the cost of any equipment cancelled or returned.

3.3. Where multiple Statements of Work are associated with this Agreement, the termination of one or fewer than all of the Statements of Work shall only affect the terminated Statement(s) of Work. The remaining Statement(s) of Work shall remain in effect. Termination of the Agreement shall not affect any maintenance service in effect at the time of termination and such service shall continue until expiration thereof under the terms of this Agreement as if the Agreement was still in effect.

3.4. Verizon reserves the right to suspend performance under this Agreement or a Statement of Work if required, in Verizon's sole discretion, by regulation, statute, judicial action or other applicable legal requirement.

3.5. Verizon reserves the right to amend the rates, terms and conditions of service under this Agreement to be effective upon the commencement of any renewal term and without formal amendment of this Agreement by providing Customer written notice thereof prior to the expiration of the then-current term. If Customer is unwilling to accept such amended rates, terms and conditions, Customer shall provide Verizon written notice thereof prior to the expiration of the then-current term, in which event the service shall terminate upon expiration of the then-current term.

3.6. Termination of this Agreement shall not relieve either party of its respective obligations to comply with all terms of this Agreement that expressly call for performance prior or subsequent to the termination date, including without limitation the parties' respective obligations to protect proprietary and confidential information.

**4. Purchase Order.** The parties acknowledge that a Customer purchase order or similar document is intended solely to evidence Customer's intention to purchase equipment, software and/or services set forth therein. Except with respect to a provision in a Customer purchase order or similar document evidencing an intent to be bound by the terms and conditions of an Agreement between Customer and Verizon, the terms and conditions of such Customer purchase order or similar document shall be disregarded and of no force or effect, it being agreed that the terms and conditions of the Agreement between Customer and Verizon shall govern.

**5. Leasing Option.** With Verizon's prior written consent Customer may finance the System or any portion thereof in a separate transaction through a third party leasing company ("Lessor") approved by Verizon, assign its rights and obligations with respect to payment under this Agreement to the Lessor, and/or cause the Lessor to issue a purchase order in a form acceptable to Verizon. Notwithstanding such transaction and/or assignment, Customer shall remain responsible for performance of all of its obligations under this Agreement, including payment in full.

**6. Risk of Loss.** If Verizon installs the System, risk of loss or damage to the System passes to Customer on delivery of the System (including portions thereof) to Customer's site. If Verizon does not install the System, risk of loss or damage to the System (or portions thereof) passes to Customer upon delivery to the carrier.

**7. Title and Security Interest.** Until full payment has been rendered, Customer grants Verizon a purchase money security interest in the System, and agrees to execute all documents necessary to perfect that interest. Upon final payment, title shall pass to Customer and Verizon will release its security interest. Customer will not grant or convey to any other person or entity a security interest in, or permit placement of a lien on, the System unless and until Customer has paid Verizon in full for such System.

**8. Software.** Software provided in conjunction with the System is licensed to Customer under the license provided by the software publisher or by the equipment manufacturer with which the software is provided.



## System Agreement

Customer shall, if required, execute a separate software license agreement in a form satisfactory to the software publisher or equipment manufacturer.

### 9. Customer Responsibilities. Customer will:

- 9.1. Allow Verizon access for installation, inspection, testing, maintenance and repair of the System and performance of any required activity.
- 9.2. Provide suitable building facilities for the System in accordance with local codes, including but not limited to ducting, conduit, structural borings, etc. for cable and conductors in floors, ceilings and walls; electrical service with suitable terminals and power surge protection devices; and metallic grounds with sufficient slack in the equipment room, installed in conformity with the National Electrical Code and local codes.
- 9.3. Provide necessary heating, cooling, humidity and dust control as required by manufacturer specifications.
- 9.4. Remove existing equipment or cable that interferes with System installation.
- 9.5. Identify and disclose to Verizon concealed equipment, wiring or conditions that might be affected by or might affect the installation of the System. Customer shall defend and hold Verizon harmless from any claim, damage or liability resulting from a failure to disclose this information.
- 9.6. Authorize Verizon, at Customer's expense, to make service requests upon third parties for System interconnection requirements, including obtaining telephone service for testing where necessary.
- 9.7. Designate trash deposit points on each floor on which the System is to be installed where Verizon will place waste for removal by Customer.
- 9.8. Cooperate with Verizon's requests for assistance in testing or installation.
- 9.9. Be responsible for providing adequate back-up of data and for restoring data to repaired equipment.
- 9.10. If the System is to be connected to the public network, be solely responsible for selection, implementation and maintenance of security features for defense against unauthorized long distance calling, and for payment of long distance, toll and other telecommunications charges incurred through use of the System.
- 9.11. Immediately notify Verizon of any anticipated delay in building availability or inability to meet any of the above listed requirements.
- 9.12. If ordering Cisco Products or services, acknowledge having read and understand the End User obligations and service descriptions for relevant Cisco products and services as found at [www.cisco.com/go/servicedescriptions](http://www.cisco.com/go/servicedescriptions) or other URL as may be provided by Cisco from time to time. Further, Customer agrees to the terms and conditions of Cisco's Software License Agreement.

### 10. Changes In/Additions to System.

- 10.1 Customer may order additional equipment, software, and/or services pursuant to a written Amendment, Customer purchase order or similar document, and such order shall be governed by this Agreement, including without limitation Section 4, and shall specifically reference this Agreement.
- 10.2 Customer shall also have the right, by written notice, to propose changes in the System under this Agreement and any Statement of Work ("Change Orders") and Verizon shall comply to the extent it deems feasible and reasonable. If Verizon determines that such changes cause an increase or decrease in the cost of or time required for performance, Verizon shall advise Customer and such adjustments shall be reflected in a written Change Order. Should Verizon encounter, in installing the System, any concealed or unknown condition not expressly set forth in the applicable Statement of Work, which condition affects the price or schedule for installation of the System, the price and/or the schedule shall be equitably adjusted by Change Order to cover all costs, including but not limited to labor, equipment, materials and tools necessary to carry out the change.
- 10.3 No Change Order shall become effective as a part of this Agreement and the applicable Statement of Work, and no changes in the System shall be initiated, until the Change Order is mutually agreed upon in writing. Verizon shall not be obligated to consider or accept any Change Order that results in a decrease of more than twenty percent (20%) in the total price of the System. Verizon may also propose changes in or additions to the System, and may proceed with such changes upon execution by Customer and Verizon of a written Change Order.

**11. Warranty.** Verizon warrants that it will perform the services provided under this Agreement in a good and workmanlike manner. Unless otherwise set forth in an Exhibit, all manufacturers'/publishers' warranties for equipment and/or software provided hereunder are passed through to Customer and warranty claims shall be presented by Customer directly to the manufacturer/publisher.





## System Agreement

THE WARRANTIES SET FORTH IN THIS AGREEMENT ARE IN LIEU OF ALL OTHER WARRANTIES FROM VERIZON, UNLESS OTHERWISE STATED IN AN EXHIBIT. OTHERWISE VERIZON DISCLAIMS ALL WARRANTIES, EXPRESS OR IMPLIED, INCLUDING BUT NOT LIMITED TO IMPLIED WARRANTIES OF MERCHANTABILITY AND FITNESS FOR A PARTICULAR PURPOSE, ANY WARRANTY OF NON-INFRINGEMENT AND ANY WARRANTIES ARISING FROM A COURSE OF DEALING, USAGE OR TRADE PRACTICE. VERIZON SHALL NOT BE LIABLE FOR UNAUTHORIZED ACCESS TO VERIZON'S OR CUSTOMER'S TRANSMISSION FACILITIES OR PREMISES EQUIPMENT OR FOR UNAUTHORIZED ACCESS TO OR ALTERATION, THEFT OR DESTRUCTION OF CUSTOMER'S DATA FILES, PROGRAMS, PROCEDURES OR INFORMATION THROUGH ACCIDENT, FRAUDULENT MEANS OR DEVICES, OR ANY OTHER METHOD. VERIZON MAKES NO WARRANTY FOR USE OF THE SYSTEM AS A COMPONENT IN LIFE SUPPORT SYSTEMS OR DEVICES, PUBLIC SAFETY SYSTEMS, OR WITH RESPECT TO THE PERFORMANCE OF ANY SOFTWARE OR FIRMWARE.

**12. Limitation of Liability.** EXCEPT FOR PAYMENTS OWED UNDER THIS AGREEMENT, IN NO EVENT WILL EITHER PARTY BE LIABLE TO THE OTHER PARTY FOR SPECIAL, INDIRECT, INCIDENTAL, EXEMPLARY, OR CONSEQUENTIAL DAMAGES, WHETHER ARISING IN CONTRACT, TORT (INCLUDING A PARTY'S NEGLIGENCE) OR OTHERWISE, INCLUDING WITHOUT LIMITATION DAMAGES ARISING FROM DELAY, LOSS OF GOODWILL, LOSS OF OR DAMAGE TO DATA, LOST PROFITS (ACTUAL OR ANTICIPATED), UNAVAILABILITY OF ALL OR PART OF THE SYSTEM, OR OTHER COMMERCIAL OR ECONOMIC LOSS, EVEN IF SUCH PARTY HAS BEEN ADVISED OF THE POSSIBILITY OF SUCH DAMAGES.

EXCEPT WITH RESPECT TO THE INDEMNIFICATION OBLIGATIONS SET OUT IN SECTION 13, VERIZON'S ENTIRE LIABILITY FOR ANY OTHER DAMAGE WHICH MAY ARISE HEREUNDER, FOR ANY CAUSE WHATSOEVER, AND REGARDLESS OF THE FORM OF ACTION, WHETHER IN CONTRACT OR IN TORT, INCLUDING VERIZON'S NEGLIGENCE, OR OTHERWISE, SHALL BE LIMITED TO DIRECT DAMAGES NOT TO EXCEED THE PURCHASE PRICE OF THE SPECIFIC EQUIPMENT, SOFTWARE OR SERVICES GIVING RISE TO THE CLAIM. VERIZON SHALL BEAR NO LIABILITY FOR USE OF EQUIPMENT, SOFTWARE OR SERVICES PROVIDED UNDER THIS AGREEMENT IN CONNECTION WITH LIFE SUPPORT SYSTEMS OR DEVICES OR PUBLIC SAFETY SYSTEMS. EXCEPT AS EXPRESSLY STATED OTHERWISE HEREIN, VERIZON SHALL HAVE NO LIABILITY OR RESPONSIBILITY FOR INTEROPERABILITY OR COMPATIBILITY OF THE SYSTEM WITH THIRD-PARTY PRODUCTS OR SYSTEMS THAT CUSTOMER MAY UTILIZE IN CONJUNCTION WITH THE SYSTEM OR TO WHICH CUSTOMER MAY CONNECT THE SYSTEM.

### **13. Indemnification and Defense.**

13.1 Except as provided below, Verizon will defend Customer against any claim, suit, action or proceeding alleging that equipment supplied by Verizon to Customer under this Agreement ("Verizon supplied equipment") infringes a valid U.S. patent or copyright ("Claim"), and Verizon will indemnify and hold harmless Customer against any and all finally awarded costs and expenses, including attorneys' fees, in connection with any such Claim.

13.2 If the use of any Verizon supplied equipment is enjoined or subject to a Claim as described above, Verizon may, at its option and expense, either procure for Customer the right to continue to use the equipment, replace the equipment, or relevant component, with substantially equivalent, non-infringing equipment, or relevant component, or modify the equipment, or relevant component, so that it becomes non-infringing. In the event that none of the foregoing options is commercially reasonable to Verizon, Verizon will remove the infringing Verizon supplied equipment and refund to Customer the purchase price for the equipment less depreciation for its use. Depreciation shall be calculated on a straight-line basis, assuming a useful life of five (5) years.

13.3 Verizon shall have no obligation for (a) any costs, fees or expenses incurred by Customer without Verizon's prior written consent; (b) any allegation, assertion, or claims of intellectual property infringement, including contributory infringement or inducement to infringe, arising out of or related to any Claim involving: (i) automated call processing, automated voice service, automated customer service or combined live operator/automated systems processing used in processing or completing calls, (ii) automated bridging of more than two callers utilizing some form of "listen only" (unilateral) communication combined with some form of interactive communication, (iii)



## System Agreement

prepaid calling products or services, (iv) wireless telecommunications services or support therefor, or (v) "music on hold" service; or (c) any indirect, special, consequential or incidental damages arising out of any Claim.

13.4 Any obligation on the part of Verizon to defend and indemnify shall not apply to any Claim or portion thereof that arises from (i) any negligent or willful act or omission by or attributable to Customer; (ii) use or operation of the Verizon supplied equipment in combination with equipment or services provided by Customer or any third party; (iii) any addition to or modification of the Verizon supplied equipment by Customer, any third party or Verizon at Customer's request; (iv) use of other than the then current unaltered release of any software used in the Verizon supplied equipment; or (v) any equipment, system, product, process, method or service of Customer which otherwise infringed the U.S. patent or copyright asserted against Customer prior to the supply of the equipment to Customer by Verizon under the Agreement.

13.5 The foregoing states the entire obligation of Verizon to Customer and is Customer's sole and exclusive remedy with respect to any Claim of infringement of any intellectual property right of any kind, and Verizon disclaims all other warranties and obligations with respect to any such Claims.

13.6 Customer shall defend, indemnify and hold harmless Verizon, its employees, officers, directors, agents and affiliates for damages, costs and attorneys fees in connection with any claim arising out of (a) Customer's use of the equipment provided by Verizon other than as expressly indemnified by Verizon pursuant to Section 13.1 of this Agreement, (b) combination of the equipment provided by Verizon with other equipment, software, products or services not provided by Verizon under this Agreement, (c) modification of the equipment provided by Verizon, or (d) arising out of the content of communications transmitted by or on behalf of Customer in the use of the services or equipment provided by Verizon, including but not limited to libel, slander, and invasion of privacy.

13.7 Each party (the "indemnitor") shall defend, indemnify, and hold harmless the other party (the "indemnitee") against all claims and liabilities for direct damages imposed on the indemnitee for bodily injuries, including death, and for damages to real or tangible personal property to the extent caused by the negligent or otherwise tortious acts or omissions of the indemnitor, its agents or employees in the course of performance of this Agreement.

13.8 The defense and indemnification obligations set forth in this Section 13 are contingent upon (1) the indemnitee providing the indemnitor prompt, written, and reasonable notice of the claims, demands, and/or causes of action subject to indemnification, (2) the indemnitee granting the indemnitor the right to control the defense of the same, and (3) the indemnitee's full cooperation with the indemnitor in defense of the claim, including providing information and assistance in defending the claim. Nothing herein, however, shall restrict the indemnitee from participating, on a non-interfering basis, in the defense of the claim, demand, and/or cause of action at its own cost and expense with counsel of its own choosing. No settlement may be entered into by the indemnitor on behalf of the indemnitee that includes obligations to be performed by the indemnitee (other than payment of money that will be fully paid by the indemnitor under Sections 13.1- 13.7 above) without indemnitee's prior written approval.

**14. Confidentiality.** Except as required by law or regulation, each party (the "receiving party") shall keep confidential and not disclose, directly or indirectly, to any third party any Confidential Information, as defined below, received from the other party (the "disclosing party") without the prior written consent of a duly authorized officer of the disclosing party. The disclosing party shall conspicuously mark its tangible Confidential Information as Proprietary or Confidential at the time of disclosure to the receiving party. Confidential Information that is disclosed orally will be identified by the disclosing party as Confidential Information at the time of disclosure to the receiving party. Each party shall use, copy and disclose the Confidential Information of the disclosing party solely for purposes of performing this Agreement. All Confidential Information of a party shall be and shall remain the property of such party. A party shall deliver to the disclosing party, upon written request by the disclosing party, all Confidential Information of the disclosing party then in the receiving party's possession or control, directly or indirectly, in whatever form it may be (including, without limitation, magnetic media) or certify its destruction to the disclosing party. Each party shall take all necessary and reasonable action, by instruction, agreement or otherwise, with its employees, consultants, subcontractors, affiliates, and representatives to satisfy its obligations hereunder. The receiving party's obligations hereunder with respect to confidentiality, non-disclosure and limitation of use of Confidential Information shall be for the term of the Agreement plus one (1) year. For purposes of this provision, a third party shall not include an entity which has a need to know the Confidential Information and which owns, is owned by, or is under common ownership with a party to this Agreement.



## System Agreement

14.1 Nothing in this Agreement shall prevent either party from using or disclosing any Confidential Information that: (i) has become generally available to the public, other than through any improper action of such party, (ii) is already in the possession of the receiving party and not subject to an existing agreement of confidence between the parties, (iii) is received from a third party without restriction and without breach of this Agreement, (iv) is independently developed by the receiving party as evidenced by its records, or (v) is disclosed pursuant to a valid law, rule, regulation, subpoena, demand, or order of a court or other governmental body or any political subdivision thereof of competent jurisdiction (collectively "demand"); provided, however, that the receiving party shall first have given notice thereof to the disclosing party (unless prohibited by the terms of such request or requirement, or such notice is otherwise prohibited by law) in order to permit the disclosing party to seek reasonable protective arrangements.

14.2 For purposes of this Agreement, the term "Confidential Information" shall include, without limitation, all trade secrets of a party and all other information and material that relates or refers to the plans, policies, finances, corporate developments, products, pricing, sales, services, procedures, intra-corporate transactions, suppliers, prospects and customers of a party, as well as financial information relating to such suppliers, prospects and customers, and any other similar confidentiality information and material which such party does not make generally available to the public. By way of illustration, but not limitation, Confidential Information includes all computer software (including object code and source code), computer software and data base technologies, systems, structures and architectures, and the processes, formulae, compositions, improvements, inventions, discoveries, concepts, ideas, designs, methods and information developed, acquired, owned, produced, or practiced at any time by a party, and all non-public information relating to the business of such party.

**15. Alternate Dispute Resolution (ADR).** Any controversy, claim, or dispute ("Disputed Claim") arising out of or relating to this Agreement, except for claims relating to indemnity, infringement, or confidentiality obligations or matters relating to injunctions or other equitable relief (together "Equitable Claims"), shall be first subject to a thirty (30) day negotiation period between the parties in which each party shall disclose to the other party all such documents, facts, statements and any other information which are reasonably requested by the other party and are relevant to the dispute in question. Should such negotiations fail to resolve the dispute within thirty (30) calendar days, Disputed Claims shall be resolved by binding arbitration of a single arbitrator in accordance with the Commercial Arbitration Rules of the American Arbitration Association. The decision of the arbitrator shall be based upon this Agreement and applicable law. The decision of the arbitrator shall be reduced to writing, shall be final and binding except for fraud, misconduct, or errors of law, and judgment upon the decision rendered may be entered in any court having jurisdiction thereof. In all arbitrations, the arbitrator must give effect to applicable statutes of limitation subject to limitation of actions terms set forth in this Agreement, and shall not be afforded any authority to award relief in excess of what this Agreement provides or to order consolidation or class arbitrations. The arbitrator shall have no authority to award punitive damages in any Disputed Claim. The parties agree that any such claims arising under this Agreement must be pursued on an individual basis in accordance with the procedure noted above. Even if applicable law permits class actions or class arbitrations, the ADR procedure agreed to herein applies and the parties waive any rights to pursue any claim arising under this Agreement on a class basis. The arbitration shall be held in a mutually agreed to location, and shall be final and binding on both parties. Each party will bear its own costs of arbitration but shall split equally the fees of the arbitration and the arbitrator.

**16. Hazardous Substances.** Except as disclosed to and acknowledged in writing by Verizon, Customer certifies that it is not aware of the presence of any asbestos or other hazardous substance (as defined by any applicable state, federal or local hazardous waste or environmental law or regulation) at any location where Verizon is to perform services under this Agreement. If during such performance Verizon employees or agents encounter any such substance, Customer agrees to take all necessary steps, at its own expense, to remove or contain the asbestos or other hazardous substance and to test the premises to ensure that exposure does not exceed the lowest exposure limit for the protection of workers. Verizon may suspend performance under this Agreement until the removal or containment has been completed and approved by the appropriate governmental agency and Verizon. Performance obligations under this Agreement shall be extended for the period of delay caused by said cleanup or removal. Customer's failure to remove or contain hazardous substances shall entitle Verizon to terminate this Agreement without further liability, in which event Customer shall permit Verizon to remove any equipment that has not been accepted, shall reimburse Verizon for expenses incurred in performing this Agreement until termination (including but not limited to expenses associated with such termination, such as removing equipment, terminating leases, demobilization, etc.), and shall complete payment for any portion of the System that has been accepted.

## System Agreement

**17. Force Majeure.** Neither party shall be liable for any delay or failure in performance under this Agreement arising out of acts or events beyond its reasonable control, including but not limited to acts of God, war, terrorist acts, fire, flood, explosion, riot, embargo, acts of the Government in its sovereign capacity, labor disputes, unavailability of equipment, software or parts from vendors, or changes requested by Customer. The affected party shall provide prompt notice to the other party and shall be excused from performance to the extent of such caused delays or failures, provided that the party so affected shall use reasonable efforts to remove such causes of such delays or failures and both parties shall proceed whenever such causes are removed or cease. If performance of either party is prevented or delayed by circumstances as described in this section for more than ninety (90) days, either party may terminate the affected service or Statement of Work. Notwithstanding the foregoing, Customer shall not be relieved of its obligation to make any payments, including any late payment charges as provided in Section 2.2, above, that are due to Verizon hereunder.

**18. Assignment.** Neither party may, without the prior written consent of the other party, assign or transfer its rights or obligations under this Agreement; consent shall not be unreasonably withheld or delayed. Notwithstanding the foregoing, Verizon may, without prior notice, assign this Agreement, in whole or in part, to any Verizon affiliate or to any successor entity upon the merger, reorganization, consolidation or sale of all or substantially all of Verizon's assets associated with the equipment or services provided pursuant to this Agreement. For purposes of this Section, "affiliate" shall mean a person or entity that directly or indirectly controls, is controlled by, or is under common control with Verizon. Any attempt to assign this Agreement in contravention of this Section shall be void and of no force and effect.

**19. Governing Law.** This Agreement shall be governed by the substantive laws of the State of Delaware, without regard to its choice of law principles.

**20. Non-Waiver/Severability.** Either party's failure to enforce any of the provisions of this Agreement or to exercise any right or option is not a waiver of any such provision, right, or option, and shall not affect the validity of this Agreement. Any waiver must be written and signed by the parties. If any provision of this Agreement or the provision of any service or equipment under the terms hereof is held to be illegal, invalid, or otherwise prohibited under applicable law or regulation in any State or jurisdiction, then this Agreement shall be construed as if not containing such provision or not requiring the provision of such invalid, illegal, or prohibited service or equipment in such State or jurisdiction.

**21. Publicity.** Except as required by law, the parties shall keep this Agreement confidential and shall not disclose this Agreement or any of its terms without the other party's written consent. Notwithstanding any contrary term in this Agreement and consistent with applicable law, Verizon may disclose the terms of this Agreement, in whole or in part, to: a) Verizon affiliates; b) Verizon or Verizon affiliate suppliers and/or subcontractors that offer (including new offer or renewal offers), provide, repair, maintain, bill, collect, or perform other functions in connection with Verizon or Verizon affiliate products or services under or in connection with this Agreement; c) successors in interest to Verizon or Verizon affiliates (by merger or otherwise); and/or d) persons to whom Verizon or Verizon affiliates may sell all or part of their respective businesses or assets. Neither party shall use any trademark, trade name, trade dress or any name, picture or logo which is commonly identified with the other party or its affiliates, or from which any association with such party or its affiliates may be inferred or implied, in any manner, including but not limited to advertising, sales promotions, press releases or otherwise, without the prior written permission of such party. Notwithstanding any contrary term in this Agreement, the parties may issue or permit issuance of a press release or other public statement concerning this Agreement, provided, however, that no such release or statement shall be published without the prior mutual consent of the parties.

**22. Notices.** All notices or other communication given or required by either party to the other under this Agreement shall be deemed to have been properly given if hand-delivered, mailed by certified mail return receipt requested, or sent by facsimile with confirmation of receipt or by overnight courier. Such notices and communications shall be deemed effective upon receipt. If to Verizon, notices should be sent to Verizon Business Services, 6415-6455 Business Center Drive, Highlands Ranch, CO 80130, Attn: Customer Service (Email: [notice@verizonbusiness.com](mailto:notice@verizonbusiness.com)) with a copy to Verizon Business Services, 22001 Loudoun County Parkway, Ashburn, VA 20147, Attn: Vice President, Legal, and if to Customer to the address specified on the cover sheet. Such address may be changed by either party by notice sent in accordance with this Section.



## System Agreement

**23. Limitation of Actions.** A party may bring no action or demand for arbitration arising out of this Agreement more than two (2) years after the cause of action has accrued. The parties waive the right to invoke any different limitation on the bringing of actions under state law.

**24. Compliance with Laws.** Each party shall comply with the provisions of all applicable federal, state, and local laws, ordinances, regulations and codes in its performance under this Agreement or any Statement of Work, including without limitation the export laws of the United States or any country in which Customer receives equipment, software or services.

**25. Independent Contractor Relationship; No Agency.** Each party understands and agrees that it and its personnel are not agents or employees of the other party, and that each party is an independent contractor hereunder for all purposes and at all times. Neither party has the right or authority to, and shall not, assume or create any obligation of any nature whatsoever on behalf of the other party or bind the other party in any respect whatsoever. Each party shall indemnify, hold harmless and defend the other against any liabilities, claims, losses and damages (including costs, expenses and reasonable attorneys' fees) arising out of its failure to comply with this provision and any laws, rules or regulations applicable thereto.

**26. Interpretation.** The Agreement shall not be construed or interpreted for or against any party hereto because that party drafted or caused that party's legal representative to draft any of its provisions.

**27. Headings.** The Section headings used herein are for reference and convenience only and shall not enter into the interpretation of this Agreement.

**28. Modifications.** This Agreement may only be amended, changed, waived or modified in a written document that is signed by both parties.

**29. Entire Agreement.** This Agreement, together with any Statement of Work hereunder and any Exhibit hereto, constitutes the entire agreement between the parties pertaining to the subject matter herein and supercedes all prior oral and written proposals, correspondence and memoranda with respect thereto, and no representations, warranties, agreements or covenants, express or implied, of any kind or character whatsoever with respect to such subject matter have been made by either party to the other, except as expressly set forth in this Agreement. In the event of conflicts among the terms of this Agreement, a Statement of Work and/or an Exhibit, the following order of precedence shall apply: the Exhibit, this Agreement, and the Statement of Work.

**IN WITNESS WHEREOF,** the parties hereto have caused this Agreement to be duly executed. Each party warrants and represents that its respective representative whose signature appears below have been and are on the date of signature duly authorized to execute this Agreement and that each party has the authority to enter into this Agreement.

Verizon Business Network Services, Inc.  
on behalf of Verizon Select Services Inc.

Customer: Health & Human Resources  
Mildred Mitchell Bateman Hospital

By:  
Print  
Name:  
Title:  
Date:

  
\_\_\_\_\_  
Marsha K Harrell  
Senior Consultant  
Pricing/Contract Management  
\_\_\_\_\_  
1/2/20/10

By: \_\_\_\_\_  
Print Name: \_\_\_\_\_  
Title: \_\_\_\_\_  
Date: \_\_\_\_\_



**Corporate Policy Statement**

Policy No.: CPS-103  
Issued: January 11, 2010  
Subject: Authority to Approve Transactions



APPENDIX 4  
VERIZON TELECOM AND BUSINESS  
CPS-103 LETTER OF DELEGATION OF AUTHORITY  
FORM 101

Within the authority granted to me in CPS-103, "Authority to Approve Transactions," I delegate

*Jacqualynn A Whiting, Director, Pricing & Contract Management* (redacted)  
*Patricia L Myers, Manager, Pricing & Contract Management* (redacted) and  
*Marsha K Harrell, Senior Consultant, Pricing & Contract Management* (redacted)

the authority to perform the following function:

Execute and deliver Verizon Telecom and Business Customer Contracts and Proposals, including any and all ancillary documents and amendments related thereto, that are duly approved in accordance with then-applicable Verizon Telecom and Business corporate policies, including the use of stamp bearing facsimile of my signature in accordance with *Security Procedure for Suleiman Hessami, Vice President, Pricing & Contract Management, Blue Ink Stamp Policy.*

This will be effective beginning on July 01, 2010 and ending on June 30, 2011 or before if rescinded by me.

*(Annual delegations must be completed by July 1st of each respective year and may not exceed one year from their effective date. Delegations with a start date other than July 1st should also include an end date of the subsequent June 30 or earlier.)*

**Distribution:**  
Regardless of the business unit's specific system used:

- The person delegated authority must retain a copy of Form 101 delegation, either electronic or hard copy, for one (1) year after expiration date.
- The person granting the delegation must retain the Form 101 delegation, either electronic or hard copy, for one (1) year after expiration date; send a copy to the delegate, the group Chief Financial Officer, and Corporate Finance Compliance at [corporatefinancecompliance@core.verizon.com](mailto:corporatefinancecompliance@core.verizon.com); and ensure the delegation is entered into the Accounts Payable system when appropriate.

**Approved By:**  
*Suleiman Hessami* 6/14/2010  
Signature \_\_\_\_\_ Date \_\_\_\_\_  
Name: Suleiman Hessami VZ ID: (redacted)  
VP, Pricing & Contract Management (redacted)  
\_\_\_\_\_  
Responsibility Code or Cost Center Code \_\_\_\_\_  
*J. Whiting* 6/20/10  
Delegate's Signature -- Jacqualynn A Whiting  
*Patricia L Myers* 6/16/10  
Delegate's Signature -- Patricia L Myers  
*Marsha K Harrell*  
Delegate's Signature -- Marsha K Harrell



**State of West Virginia  
Mildred Mitchell-Bateman Hospital  
Access Control and Video Surveillance RFQ# MMB11028 - Scope of Proposal**

Verizon Business is pleased to offer the State of West Virginia the pricing for Access Control and Security Camera System installation and cabling serving the Mildred Mitchell-Bateman Hospital. Verizon will provide the equipment, cabling, installation labor, system integration and user training for the system as listed.

Pricing is based on prevailing wage rates for Cabell County, WV. Conduit and/or surface molding will be installed in areas which the cabling will be exposed. All cabling will be installed in compliance with ANSI/TIA/EIA Standards, NEC and local codes. Verizon will provide a Registered Communications Distribution Designer (RCDD) to project manage the cabling and systems installation.

**General scope and quantities:**

Verizon will provide a Kantech Door Access Control and American Dynamic Surveillance Cameras for Thirty One doors at Mildred Mitchell-Bateman Hospital. In addition, computers will be provided at predetermined locations throughout the five building campus complex.

**Door Access Control System**

The proposal includes the installation of thirty one mag locks, forty five proximity card readers, and thirteen request to exit detectors at specified doors throughout the five building complex. Seventeen doors will be given one proximity reader for one way security access. Fourteen doors will receive two proximity readers to secure both entry and exits requests for the hospital personnel. Each of the five buildings will receive one or more Kantech Door Access Control Boxes. These access control boxes controls each door in its respective building. The locations where door access control equipment is installed will be determined at the time of the installation. All of the support structure material and installation consisting of j-hooks, conduit, and security boxes are included in this proposal.

**Campus Area Network (CAN) Design**

The proposal includes the installation of a dedicated proprietary TCP/IP network for both the door access system and the security camera system. The TCP/IP network will not be connected to the existing hospital network in any way. The network will be a stand alone system designed for the use of the door access control and security camera equipment only.

One door access control box at each of the five buildings will have an on board Ethernet port configured. To allow the door access controls to communicate with each other. Each of the door access control systems, Security Camera devices, computers, and network equipment will be installed on the proprietary CAN.



Five managed network switches will be used to link each of the five building together. Each building will receive one switch. Buildings 1, 2, 4, and 5 will have one four port Dell 2808. Building 3 will require one sixteen port Dell 2816 switch. Each of the buildings will require the installation of two Cat-5e cables between the switches. The two Cat-5e cables will be placed to create link aggregation groups (LAG's). LAG's will allow us to achieve the proper bandwidth for the network to communicate. A switch could be added in the event the standard length limitations are in jeopardy.

### **Security Camera System**

The proposal includes the installation of an American Dynamic Security Camera System. Each of the thirty one doors will have a security camera installed. All of the cameras in the quote are specified as American Dynamic Discovery Mini Domes. Twenty one of the specified cameras are outdoor cameras. Each of the outdoor cameras will require the use of outdoor enclosures and mounting hardware. In addition to the outdoor cameras ten indoor security cameras will be place throughout the campus.

### **Computers for Kantech and American Dynamic System**

This proposal provides five desktop computers and six monitors. The five computers will be placed throughout the campus as explained in the RFQ. Four computers will be placed in employee offices throughout the campus. One computer will be installed as a server. The server is designed to be place in the Equipment Room (ER) at building 3 along with all of the other head end equipment. The server will facilitate the main database for the Kantech Corporate Edition Software. Each client computer will access this database through the network. The computers also include a three years parts, labor, and onsite service. The monitors have a replacement plan that requires a dead monitor to be sent back and replaced by a new one. The three year warranty exceeds the two year warranty in the specifications. The additional monitor is for the American Dynamic Network Digital Video Recorder (NDVR). This Proposal also includes the installation of software for the Kantech Door Access System on each of the computers including the server.

### **Computer Specifications (4 computers, 1 Server)**

#### **LA007UT#ABA:**

Model 8100 Elite Business PC

Form factor CMT

OS Windows 7 Professional 64 bit

Processor Intel Core i7 (Quad Core) i7-870 2.93GHz

RAM 4GB DDR3 1333MHz 2x2GB (system comes with 2x2GB memory. System has 4 dimm slot and can be upgraded to 16Gb memory)

Hard Drive 1TB 7200RPM

Integrated Graphics Intel Graphics Media Accelerator HD

Discrete Graphics ATI Radeon 4550 (512MB) - Supports two displays via included

DMS-59 to dual VGA cable or 2 DVI monitors via optional DMS-59 to dual DVI cable kit part number: DL139A. 4-pin mini-DIN S-video connector for TV output






Optical Drive DVDRW  
Keyboard PS/2  
Mouse PS/2 Optical  
Chipset Intel® Q57  
Out-of-Band mgmt vPro  
NIC Intel 82578 GbE Network Connection (integrated)  
Std. Warranty 3-3-3  
Office Ready OS10  
Parallel Port Y

### **Training for the System**

A one day training session will be scheduled with the customer. Training will also cover the basics for adding and deleting employees along with other simple operations of the system. The training is not an advanced training session. It will be designed for beginners to be able to understand and operate the system effectively. Training times and schedules will be determined after the acceptance of the proposal.



## T.Rex

### Request to Exit Detector

#### Features That Make a Difference:

- Zone of detection easily adjustable with pinpoint accuracy
- X-Y Targeting targets a specific area of detection
- Unlocks or shunts door automatically
- Hands-free, no buttons to push
- Integrated 90 dB local door alarm sounder independently controlled by access panel
- Infrared detection coupled with DSP prevents false "Door Forced Open" alarms
- 4 models available

T.Rex provides a complete solution to exit detection and door surveillance for access control applications. Outstanding innovations such as X-Y Targeting and DSP implementation make T.Rex the fastest and most reliable exit detector on the market today.

X-Y Targeting detects movement in very specific areas for added security. T.Rex is the first detector on the market to offer vertical targeting using two adjustable louvers located in the detection chamber. The installer "trims" the detection area by adjusting these louvers from 90° down to 5° and rotates the lens for horizontal adjustments. These two adjustments allow the installer to mount the detector so that the detection area will not "hit" the floor along the doorjamb, defeating any attempt to circumvent door supervision by sliding objects under the door.

T.Rex utilizes infrared detection coupled with DSP sampling specifically designed for access control applications. Since a truly effective exit detector must detect the extremely fast movement of a hand (the target) about to push the door or turn the door handle, the low sensitivity of intrusion detection alone is inadequate. Coupling the intrusion detection with DSP allows T.Rex to accurately detect exits and trigger appropriate "Door Forced Open" alarms.

### General

Detector Type .....	Passive infrared
Filter Technology .....	Digital Signal Processing (DSP)
Detector Lens .....	Curtain-type Fresnel lens
Detection Range	
Narrow Targeting Area .....	3 m (10 ft)
Whole Body .....	6 m (20 ft)
Piezo Buzzer .....	90 dB at 28 VDC, 5-28 VDC, 20 mA (XL & XL2 only)
Main Relay Contacts .....	SPDT, 1A max @ 30 VDC max
Main Relay Timer .....	Adjustable, 0.5 to 60 seconds
Main Relay Recycle Timer .....	Fixed, 0.75 seconds off
Lock Control Relay .....	Available on LT2 and XL2 models only, solid-state relay, N.C., 2A max @ 30 VDC, timed at 2 seconds fixed
Tamper Switch .....	N.C., 100 mA max @ 30 VDC max
Indicator Light .....	Red/Green LED
Mounting .....	Optional backplate available for mounting the T.REX on a standard single-gang electrical box

### Physical

Dimensions (H x W x D) .....	4.5 x 19 x 4.75 cm (1.75 x 7.125 x 1.875 in)
------------------------------	---

### Electrical

Power Consumption .....	12-28 VDC, 50 mA
-------------------------	------------------

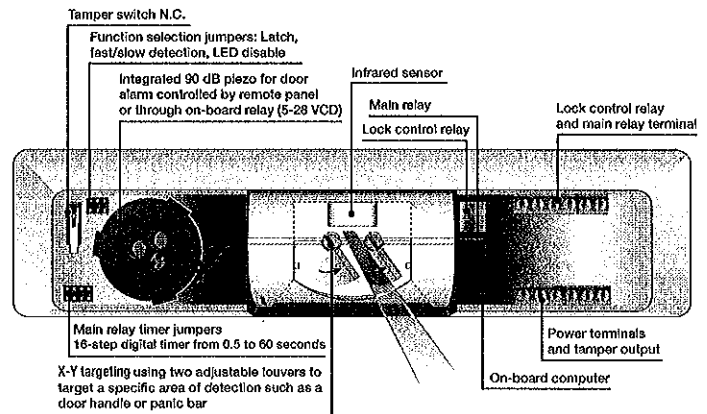
### Regulatory

Certifications .....	UL294, CE, FCC, ULC
----------------------	---------------------


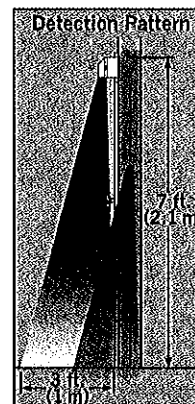
### Model Numbers

T.REX-LT .....	T.Rex request to exit detector, with tamper and timer, white
T.REX-XL .....	T.Rex request to exit detector, with tamper, piezo, and timer, white
T.REX-LT2 .....	T.Rex request to exit detector, with tamper, timer, and 2 relays, white
T.REX-XL2 .....	T.Rex request to exit detector, with tamper, piezo, timer, and 2 relays, white
T.REX-XLBLK .....	T.Rex request to exit detector, with tamper, piezo, and timer, black
T.REX-XL2BLK .....	T.Rex request to exit detector, with tamper, piezo, timer, and 2 relays, black
T.REX-PLATE .....	T.REX accessory, back plate, white


### Product Diagram



T.REX-XL2 model shown



### T.Rex Plate




Product offerings and specifications are subject to change without notice. Actual products may vary from photos. Not all products include all features. Availability varies by region; contact your sales representative. Certain product names mentioned herein may be trade names and/or registered trademarks of other companies.

© 2008 Tyco Safety Products, Canada, Ltd. All rights reserved. KT0114-DS-200801-R01-LT-EN

# ioProx™ Proximity Cards

- Dual encoded cards
  - Kantech eXtended Secure Format (XSF)
  - 26-bit Wiegand format (W26)
- Read range up to 73 cm (29 in) using P600 Long Range reader
- Long-life passive card for unlimited number of reads
- 5 models to meet the requirements of any application




**P10SHI**  
 • Standard card  
 • Use with strap and clip  
 • Strong flexible and resistant to cracking and breaking



**P20DY**  
 • Over 500 read range directly to the front of the card with a card with a dual sided or thermal transfer printer  
 • As thin as a credit card  
 • Marks for vertical and horizontal alignment



**P40DMC**  
 • Over 500 read range directly to the front of the card with a dual sided or thermal transfer printer  
 • Breaks out easily in a magnetic strip (row header)  
 • As thin as a credit card  
 • Marks for vertical and horizontal alignment



**P40KEY**  
 • Keychain size  
 • Small enough to fit on a key chain  
 • Resistant to cracking and breaking



**P50TAG**  
 • Disk shape, less than 2.5 cm (1 in) diameter  
 • Proven to be a very non-metallic device  
 • Ideal for upgrading from Wiegand to magnetic stripe technologies  
 • Applies disk to any badge to turn it into an ioProx proximity card

*Enter photo show detail*

*Enter photo show detail*

## ioProx™ Proximity Cards

ioProx Proximity cards ensure increased security with dual XSF and W26 encoded formats, while providing customers with the flexibility to choose from multiple card designs.



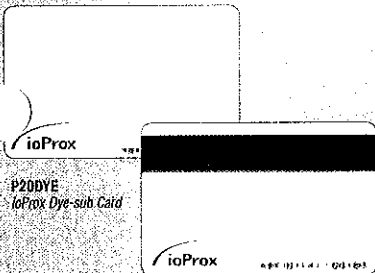
**P10SHL**  
ioProx Standard Shell Card

### Technical Specifications

Part Number	P10SHL
Typical read range	
P225/P225KP	up to 16.61 cm (6.54 in)
P325/P325KP	up to 20.83 cm (8.20 in)
P600	up to 73 cm (29 in)
Card dimensions cm	8.57 x 5.4 x 0.18
Card dimensions in	3.375 x 2.125 x 0.070
Card construction	ABS and PVC
Color	White
Operating temperature	-45°C to 70°C (-50°F to 160°F)
Weight	6.80 g (0.24 oz)

Part Number	P20DYE
Part Number	P30DMG

Typical read range	
P225/P225KP	up to 8.50 cm (3.35 in)
P325/P325KP	up to 8.50 cm (3.35 in)
P600	up to 48 cm (18.9 in)
Card dimensions cm	8.57 x 5.4 x 0.079
Card dimensions in	3.375 x 2.125 x 0.031
Card construction (P20DYE)	Thin, flexible polyvinyl chloride laminate
Card construction (P30DMG)	Multiple technology card, thin, flexible laminate with ABA standard three track Magnetic stripe not encoded
Color	Glossy white on both sides
Operating temperature	-45°C to 70°C (-50°F to 160°F)
Weight	6.80 g (0.24 oz)



**P20DYE**  
ioProx Dye-sub Card

**P30DMG**  
ioProx Dye-sub Card with  
Blank Magnetic Stripe




**P40KEY**  
ioProx Keytag

Part Number	P40KEY
Typical read range	
P225/P225KP	up to 9.33 cm (3.67 in)
P325/P325KP	up to 10.37 cm (4.08 in)
P600	up to 40 cm (15.7 in)
Keytag dimensions cm	5.0 x 2.0 x 0.5
Keytag dimensions in	1.96 x 0.79 x 0.19
Keytag construction	Ultrasonically welded, ABS shell and epoxy potted
Color	Grey
Operating temperature	-45°C to 70°C (-50°F to 160°F)
Weight	5 g (0.18 oz)



**P60TAG**  
ioProx self-  
adhesive Tag

Part Number	P50TAG
Typical read range	
P225/P225KP	up to 8.41 cm (3.31 in)
P325/P325KP	up to 10.37 cm (4.08 in)
P600	up to 27 cm (10.63 in)
Tag dimensions cm	2.5 cm diameter
Tag dimensions in	0.98 in diameter
Tag construction	PVC, self-adhesive back
Color	White
Operating temperature	-45°C to 70°C (-50°F to 160°F)
Weight	1 g (0.04 oz)



## EntraPass Corporate Edition High-Performance Access Control Solution

### Features That Make a Difference:

- Supports up to 20 workstations and controls thousands of doors
- Operates securely over a network using either Kantech™ IP Link with KT-100 and KT-300 controllers or the Ethernet-ready KT-400 controller
- Create multiple cards per user for more efficient card management
- EntraPass workspaces let you control what operators can see based on user privileges
- Manage your system remotely with EntraPass WebStation
- Embed DVRs, IP cameras, web pages, or network files into EntraPass using WebViews
- Eight operator-configurable desktops with unlimited interactive floor plans provide a highly customized experience for each workstation
- Interface with paging systems, HVAC systems, and more with innovative SmartLink feature
- SmartLink Task Commander automates system tasks
- Integrated badging solution
- Elevator control for up to 64 floors per elevator
- Optional redundancy server ensures that critical data is available even in the event of server communication failure
- Card Gateway allows for real-time card management with third party databases (Oracle/MS SQL)
- Virtual keypad to configure and operate DSC® PowerSeries alarm panels
- Time and attendance and roll call reporting
- Integrates with Kantech Telephone Entry System
- Integrates with American Dynamics Intellex® digital video management systems

Kantech EntraPass Corporate Edition is a powerful, multi-user access control system that adapts easily to meet the needs of growing businesses, allowing you to manage one building or access multiple remote sites from a network.

EntraPass Corporate Edition is extremely easy to install. Express Setup automatically defines all the necessary system components which reduces the time required to configure the system and eliminates programming errors.

EntraPass Corporate Edition's distributed architecture supports connections to remote sites using direct connections, dial-up modems, and TCP/IP communication. TCP/IP communication is accomplished using KT-100, KT-200, and KT-300 controllers using Kantech IP Link, or KT-400 Ethernet-ready four-door controller with an onboard Ethernet port. Both Kantech IP Link and KT-400 provide secure communication to the EntraPass

system via 128-bit AES-encryption. All communication is sent over the network only when required, keeping network traffic down to a minimum.

Integration with American Dynamics Intellex digital video management systems<sup>1</sup> dramatically increases security by allowing visual observations of monitored areas. It also allows security personnel to link an access control event to a video clip directly from their access control application.

EntraPass Corporate Edition also integrates with the Kantech Telephone Entry System to bring you an access control solution with telephone entry access capabilities. A simplified version of the EntraPass software is included which allows for fast configuration and firmware upgrades, live transaction monitoring, and system backup. For more information, refer to the Kantech Telephone Entry System data sheet.

Note: Features available with v4.02

(1) Requires software v3.1 or higher for Intellex Ultra, DVMS, and IP, v2.6 or higher for Intellex LT

## Network Ready

EntraPass Corporate Edition supports Kantech IP Link, which provides a secure and affordable way to manage your access control system over a network using KT-100 and KT-300 door controllers. Kantech IP link manages polling of these door controllers and communicates with EntraPass Corporate Edition only when an event has occurred. This significantly reduces the amount of bandwidth required. Kantech IP Link uses 128-bit AES encryption to communicate with EntraPass to ensure secure communication when used over the Internet.

In addition, EntraPass supports the KT-400 Ethernet-ready four-door controller that provides 128-bit AES-encrypted communication. With an onboard Ethernet port, you do not need to purchase an external IP device to connect to the network.

## Simplified and Improved System Management

EntraPass workspaces provide customized views of the EntraPass system based on an operator's access privileges. Each workspace is created and defined in terms of devices – gateways, sites, doors, relays, etc. – and is configured to identify what areas of the EntraPass system the operator can access and view, such as desktop display, card fields, etc. Workspaces let you create different views of the EntraPass system that can be saved and applied to any operator.

An operator can further create and refine views to filter additional components that are not necessary for day-to-day operation. The operator can create, save, and reuse temporary workspaces. This is useful whenever a recurring operation is needed on the system such as creating reports.

You can assign up to five cards to any employee to avoid having to create five different entries in EntraPass. Access levels can also be applied at this time to ensure cardholders have access only to authorized areas.

## Manage Your System Remotely

Easily manage your system over the Internet using the EntraPass WebStation. The optional web interface provides remote access to create, modify, and delete cardholders without installing and maintaining additional workstations. You can assign an access level to cardholders, manually operate doors, relays, and inputs, view last card transactions, receive reports securely by email, and integrate and display live video from IP cameras, DVRs, etc. using WebViews.

In addition, using the EntraPass vocabulary editor, you can translate the WebStation into any foreign language. For convenience, EntraPass WebStation defaults to English and French.

## SmartLink for Advanced System Integration and Automation

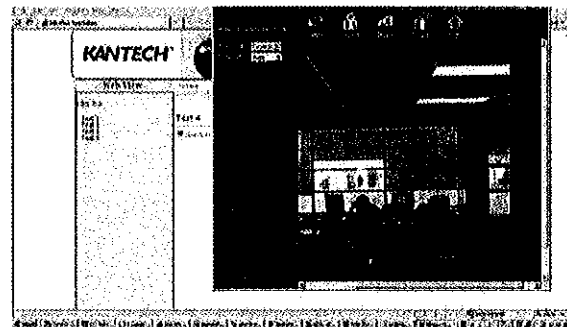
SmartLink allows you to integrate any third party application or database with EntraPass. SmartLink uses built-in macros to help you design the most commonly requested integrated applications such as CCTV multiplexers, paging systems, HVAC systems, etc., by using an RS-232 or network connection between the system and the third-party device. For advanced system integration, SmartLink enables communication with software applications such as time and attendance, badging, human resource management, student registration, and more through Ethernet, TCP/IP, an RS-232 port, API, or with DLLs. This allows complete and real-time data exchange between systems, eliminating duplicate data entry.

With the addition of the SmartLink Task Commander, EntraPass reaches new levels in task automation. Using the powerful functionality of the task builder, a series of tasks, similar to macros, are created and can be triggered on any event and component in the system. When an event occurs, the tasks are then executed by the system. You can even manually activate these specific tasks directly from the interactive floor plans in EntraPass.

The SmartLink Task Commander with the addition of the toggle functionality can be used to create a task that can turn on/shut off lights and lock/unlock doors, relays, or inputs and perform other specific actions based on the identity of the cardholder. For example, a customer operating a storage facility can open specific storage room doors when they swipe a card at the main entrance door.

## WebViews Provide An Enhanced Operator Experience

Graphical layouts can enhance your EntraPass experience. You can integrate embedded DVRs, IP cameras, web pages, or network files into the desktop. For example, add a IP camera view or a geographical map with objects, such as doors and cameras, directly onto the map for a visual representation of objects in various locations across the world. This gives you the ability to combine multiple technologies into one consolidated view.



# take a closer look

## The Benefits of Video Integration

Integration with an American Dynamics Intellex digital video management system provides real-time video monitoring as well as video playback of critical access events. Video can be linked to access control events and recorded from different Intellex systems simultaneously. Presets, sequences, dome control, and 1x1, 2x2, 3x3, and 4x4 views are available through the EntraPass software. All cameras can be called up directly from a floor plan simply by double-clicking on the camera or dome icon.

## EntraPass Video Vault


Installed on your network, the optional EntraPass Video Vault offers an alternative to manually saving each video clip one by one. Simply pre-define groups for your video clips (such as door forced or rejected card) and EntraPass Video Vault saves them to the appropriate group based on whatever schedules you choose.

## Redundancy Server

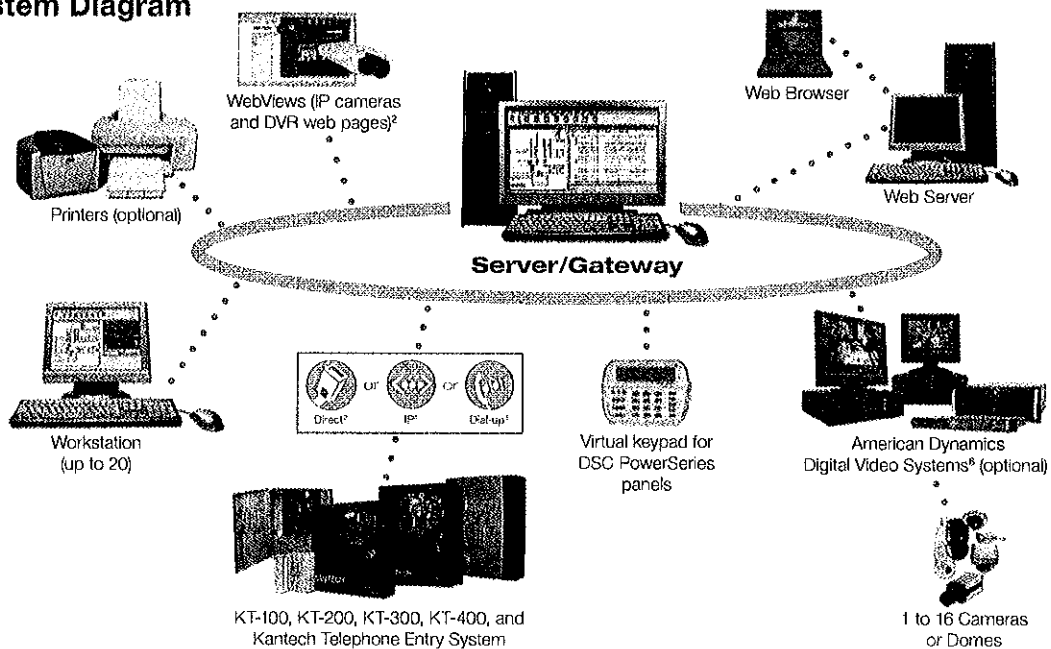
EntraPass Corporate Edition offers an optional redundancy server with a mirror database to monitor all data activity on your primary EntraPass server and creates a real-time copy of the system database. In the event of primary server failure, the mirror database automatically launches the redundancy server which supports all the features and functionality of the primary server. Once the primary server returns online, all archives are merged and/or the entire database is copied from the redundancy server.

## Virtual Keypad for DSC PowerSeries Alarm Panels

As part of the EntraPass workstation, you can communicate with DSC PowerSeries alarm panels using a virtual keypad. The keypad makes it easy for you to arm and disarm the panels as well as configure in the same way as if it were an actual physical keypad - all from the EntraPass GUI.



## Basic System Diagram



(2) A variety of video products have been tested successfully using WebViews. For a complete list, contact Kantech sales.

(3) Direct: using RS-232 or RS-485 with USB-485 or VC-485 converter, KT-100 using RS-485 with converter.

(4) IP using Kantech IP Link or KT-400 Ethernet controller.

(5) Dial-up: KT-300 only, using RS-232 serial modem at remote site (KT-100 must be connected to KT-300 or KT-400).

(6) Requires software v3.1 or higher for Intellex Ultra, DVMS, and IP; v2.6 or higher for Intellex LT.



### EntraPass Corporate Edition System Capacities

Cards	Unlimited
Card Families or Site Codes	Unlimited
Door Controllers	17,408 per gateway
Card Readers/Keypad	
KT-300	34,816 per gateway
KT-400	69,632 per gateway
Monitored Points (Inputs)	
KT-300	278,528 per gateway
KT-400	4,456,448 per gateway
Auxiliary Outputs for Reader	
LEDs and Door Alarms	69,632 (KT-300)
Elevator Floors per Cab	64
Card User Access Levels	250 per site
Access Level Combinations	Unlimited
Schedules of Four Time Zones Each	100/site
Holidays	366 per system
Operator Workstations	20 + 1
Gateways	41
System Operator Passwords	Unlimited
Operator Security Levels	Unlimited, pre-defined (3)
Concurrent System Languages	Two
Number of Printers	One log printer, one report printer, and one badge printer per workstation
Serial Port / USB	Max. 32 per gateway
Remote Sites	Max. 512 per gateway

### Recommended Computer Requirements for EntraPass Server<sup>7</sup>

Processor	Pentium® IV, 1.8 GHz
RAM	1 GB
Free Hard Disk Space	
Required for Software	20 GB
Screen Resolution	1024 x 768
Graphic Adaptor Card	32 MB
Color Depth	24-bit (16 million colors), required for video integration only
DVD/CD-ROM Drive	48x
Network Interface Card	10/100Base-T
Operating System Compatibility	Windows® 2000, XP Pro, XP Pro Service Pack 2, 2003 Standard or Enterprise Server, Windows Server 2008, Windows Vista® running in 32-bit mode

### Model Numbers<sup>9</sup>

EntraPass Corporate Edition package includes:  
License for EntraPass Corporate Edition software enables one server workstation and two additional workstations, plus a Corporate Gateway and CBLK-10 cable kit.

E-COR-EN-V4	EntraPass Corporate Edition v4.x software - English
E-COR-SP-V4	EntraPass Corporate Edition v4.x software - Spanish
E-COR-FR-V4	EntraPass Corporate Edition v4.x software - French

### Manuals Only

E-COR-MAN-EN	EntraPass Corporate Edition v4.x English manual
E-COR-MAN-SP	EntraPass Corporate Edition v4.x Spanish manual
E-COR-MAN-FR	EntraPass Corporate Edition v4.x French manual
E-COR-UPG-EN-V4	Upgrade for EntraPass Corporate Edition v3.x to v4.x with English manual
E-COR-UPG-FR-V4	Upgrade for EntraPass Corporate Edition v3.x to v4.x with French manual

### Accessories


E-COR-WEB-1	One concurrent EntraPass Webstation connection license for EntraPass Corporate Edition v4.x
E-COR-WEB-3	Three concurrent EntraPass WebStation connection licenses for EntraPass Corporate Edition v4.x
E-COR-WS1	One additional workstation license for EntraPass Corporate Edition v3.0 and higher
E-COR-WS6	Six additional workstation licenses for EntraPass Corporate Edition v3.0 and higher
E-COR-COM	Forty additional Corporate Gateway licenses for EntraPass Corporate Edition v3.0 and higher
E-COR-VVM	Video Vault license for EntraPass Corporate Edition v3.0 and higher
E-COR-RDN	Redundancy server license for EntraPass Corporate Edition v3.0 and higher
E-COR-SQL	Card Gateway license for EntraPass Corporate Edition v3.0 and higher
E-COR-KTK-1	One Kantech token for EntraPass Corporate Edition
E-COR-KTK-2	Two Kantech tokens for EntraPass Corporate Edition
E-COR-KTK-3	Three Kantech tokens for EntraPass Corporate Edition
E-COR-KTK-5	Five Kantech tokens for EntraPass Corporate Edition

(7) Actual requirements may vary based on your operating system and configuration. For Vista operating system or video integration, a dual-core processor and 2 GB RAM is highly recommended.

(8) Windows Vista Home does not support EntraPass WebStation

(9) Contact Sales for the most current EntraPass version

Product offerings and specifications are subject to change without notice. Actual products may vary from photos. Not all products include all features. Availability varies by region; contact your sales representative. Certain product names mentioned herein may be trade names and/or registered trademarks of other companies.



## ioProx Proximity Readers

### Features That Make a Difference:

- Choose from Kantech™ eXtended Secure Format (XSF) or 26-bit Wiegand format
- Digital Signal Processing (DSP) for enhanced security
- Weatherproof design for indoor and outdoor applications
- Integrated piezo buzzer & bicolor LED
- Integrated tamper switch on P600 (optional on other models)
- The use of quick connect terminal blocks (P225 and P325 series) allows for easy wiring and saves you time and money
- Use the keypad's \* and # buttons in conjunction with the EntraPass software to arm and disarm external alarm panels
- Up to 73 cm (29 in) read range (P600)

Choose from five ioProx readers that easily meet the demands of any application. The readers are attractive, compact, weatherized, and vandal-resistant, making them suitable for installation in a variety of environments.

### Easy Installation

Snap-and-lock terminal blocks (P225 and P325 series) allow for easy wiring, saving time and money.

### Voltage Requirements

Depending on the model selected, power requirements range from 4.5 to 14 VDC (P225 and P325 series) or 12 to 28 VDC (P600), providing compatibility with virtually any controller on the market. This allows a system to be upgraded simply by changing readers and cards without rewiring.

### Integrated 12-Button Keypad

Integrated keypad models are ADA-compliant and based on the 8-bit burst industry standard. Convenient features such as arming/disarming and alarm triggering are pre-programmed for use with Kantech EntraPass software.

### Read Range

Depending on the model selected and the environmental conditions, read range varies from 16.5 cm to 73 cm (6.5 in to 29 in). With its extended range, the P600 Long Range Reader is ideal for parking lots and applications where an extended read range is needed to facilitate access.

### Unshielded Cable

ioProx readers can be installed using unshielded cable to a distance of up to 300 m (1000 ft) from the controller. Using this type of cable significantly reduces installation costs.

### XSF Security

Kantech eXtended Secure Format (XSF) readers are compatible only with Kantech EntraPass software which includes access to over four billion unique codes. Kantech's XSF cards provide increased security against card duplication.

	P225/P225KP Mullion	P325/P325KP Single Gang	P600 Long Range
Typical Read Range	Up to 16.5 cm (6.5 in)	Up to 20.5 cm (8 in)	Up to 73 cm (29 in)
Input Voltage	4.5 to 14 VDC	4.5 to 14 VDC	12 to 28 VDC
Current DC Maximum	45 mA	45 mA	1 A
Dimensions (H x W x D)	114.3 x 44.5 x 21.3 cm (4.50 x 1.75 x 0.84 in)	115.6 x 71.1 x 21.3 cm (4.55 x 2.80 x 0.84 in)	285 x 285 x 31.5 cm (11.25 x 11.25 x 1.25 in)
Weight	90 g (3.2 oz)	150 g (5.3 oz)	1085 g (38.3 oz)
Format	XSF or 26-bit Wiegand	XSF or 26-bit Wiegand	Field configurable for XSF or 26-bit Wiegand
Maximum Distance From Controller:			
Reader Power 5 VDC	137 m (450 ft)	150 m (500 ft)	—
Reader Power 12 VDC	300 m (1000 ft)	300 m (1000 ft)	150 m (500 ft)
Reader Power 28 VDC	—	—	300 m (1000 ft)
Cable Type	#22 AWG Belden ref #8742 3 twisted pairs, unshielded	#22 AWG Belden ref #8742 3 twisted pairs, unshielded	#18 AWG Belden ref #5304UE 6 wires, unshielded
Tamper Switch	Optional P-TAMP	Optional P-TAMP	Integrated
High Endurance Braille Keypad	P225KP only	P325KP only	N/A

### Common Specifications

Color	Black	Operating Temperature	-35°C to 65°C (-30°F to 150°F)
Transmit Frequency	125 kHz	Certifications	FCC Part 15 Class B, CE, UL
LED Indicator	Bicolor (Red, Green)	Environmental	RoHS, WEEE
Piezo Buzzer	Integrated		




P600




P225XSF  
P225W26



P325XSF  
P325W26



P225KPXSF  
P225KPW26



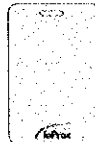
P325KPXSF  
P325KPW26




P50TAG  
Self-Adhesive  
Tag



P40KEY  
Keytag



P10SHL  
Standard Shell Card



P20DYE  
Dye-sub Card



P30DMG  
Dye-sub Card  
with Mag Stripe

Cards and readers shown are not to scale  
XSF = Kantech eXtended Secure Format  
W26 = 26-bit Wiegand format  
ioProx cards are compatible with both XSF and 26-bit Wiegand format ioProx readers


Product offerings and specifications are subject to change without notice. Actual products may vary from photos. Not all products include all features. Availability varies by region; contact your sales representative. Certain product names mentioned herein may be trade names and/or registered trademarks of other companies.

© 2007 Tyco Safety Products, Canada, Ltd. All rights reserved. KT0085-DS-200710-R01-L1-EN


[www.kantech.com](http://www.kantech.com)



**tyco**



42-inch Multi-Door Controller Kit shipped with 2 KT-300 controllers. Image shown fully configured.



28-inch Multi-Door Controller Kit shipped with 2 KT-300 controllers. Image shown fully configured.

## Multi-Door Controller Kits

### Features That Make a Difference:

- Controls up to 8 or 12 doors from one enclosure (depending on model size enclosure)
- Cost-effectively consolidate multiple KT-300 controllers in a single enclosure to provide a streamlined installation
- Supports all Kantech software including EntraPass Special Edition, EntraPass Corporate Edition and EntraPass Global Edition<sup>1</sup>
- Order one model number to ensure you receive all hardware components at the same time
- Expand your system in 4-door increments using the Multi-Door Expansion Kit

Kantech Multi-Door Controller Kits provide all the necessary hardware components in one box, from powerful KT-300 controllers to readers and keytags, to complete or extend your access control system.

The Multi-Door Controller Kits are available in two enclosure size models: a 28-inch enclosure that can accommodate up to four KT-300 controllers and a 42-inch enclosure that can accommodate up to six KT-300 controllers. Each model includes an initial starter kit to control four doors: two KT-300 controllers, readers and keytags. You can easily add controllers to each enclosure to reach its respective configuration (8-door or 12-door).

The Multi-Door Controller Kits are ideal for large applications where space, time and budget are important considerations.

Rather than having to install separate enclosures for each KT-300, the Multi-Door Controller Kits enable you to mount multiple KT-300 controllers inside a single enclosure. This is a valuable benefit for sites with limited wall space. Also, by grouping multiple controllers in one enclosure, installers can work more quickly and efficiently, saving installation time and expense.

For added convenience, the Kantech Multi-Door Expansion Kit lets you expand your access control system in 4-door increments. The Multi-Door Expansion Kit leaves nothing to chance and provides the basic peripherals to expand your system such as additional KT-300 controllers, transformers, rechargeable batteries and more – all with the convenience of one model number.

<sup>(1)</sup> EntraPass Global Edition requires v2.17 or higher with Windower® Global Gateway and KT-NCC.

### Panel Enclosures

#### 28-Inch Enclosure

KT-CAB3000LDR with door cover. 28-inch enclosure for two or four controllers.  
 Dimensions (H x W x D) . . . . . 72.4 x 36.2 x 10.2 cm  
 (28.5 x 14.25 x 4 in)  
 Knock-out Dimensions . . . . . 2.22 cm, 4.44 cm, 6.35 cm  
 (0.875 in, 1.750 in, 2.5 in)  
 Weight . . . . . 12.2 kg (26.8 lbs)  
 Color . . . . . White

#### 42-Inch Enclosure

KT-CAB4000LDR with door cover. 42-inch enclosure for up to six controllers.  
 Dimensions (H x W x D) . . . . . 106.7 x 36.2 x 10.2 cm  
 (42 x 14.25 x 4 in)  
 Knock-out Dimensions . . . . . 2.22 cm, 4.44 cm and 6.35 cm  
 (0.875 in, 1.750 in, 2.5 in)  
 Weight . . . . . 16.8 kg (37 lbs)  
 Color . . . . . White

#### KT-300 Door Controller (PCB Only)

The KT-300 is a powerful and scalable door controller that controls two doors. Additionally, the KT-300 supports expansion modules for additional inputs and outputs.

Input Power . . . . . 16 VAC, 40 VA, Class 2 transformer  
 Battery Backup . . . . . 1 battery 12 V, 7 AH, supervised, provides operation for up to 12 hours  
 Operating Temperatures . . . . . 2° to 40° C (35° to 110° F)  
 Reader Types . . . . . Wiegand, proximity, bar code, magnetic, integrated keypad and others  
 Monitored Points (inputs) . . . . . 8 monitored points, NO/NC, with or without end-of-line resistors (expandable to 16)  
 Door Strike Power . . . . . 12 VDC, 250mA each, supervised  
 Auxiliary Power Output . . . . . 12 VDC @ 125mA max., protected and supervised

#### ioProx Readers

Four P225XSF ioProx readers are included in both the Multi-Door Controller and Expansion Kits. The ioProx readers are attractive, compact, vandal and weather-resistant, and encapsulated in epoxy potting. The innovative 'snap-and-lock' terminal blocks allow for easy wiring, saving time and money. The XSF (eXtended Secure Format) provides increased security and guarantees against card duplication. Each reader is outfitted with an integrated piezo buzzer and a bicolor LED.

Typical Read Range . . . . . Up to 16.5 cm (6.5 in)  
 Input Voltage . . . . . 4.5 to 14 VDC  
 Current DC Maximum . . . . . 45mA  
 Dimensions (H x W x D) . . . . . 114.3 x 44.5 x 21.3 mm  
 (4.5 x 1.75 x 0.84 in)  
 Weight . . . . . 90 g (3.2 oz)  
 Color . . . . . Black  
 Transmit Frequency . . . . . 125 KHz  
 Operating Temperature . . . . . -35° to 65° C (-30° to 150° F)  
 Format . . . . . XSF

#### ioProx Keytags

Each Multi-Door Controller Kit contains (25) P40KEY keytags that are small enough to fit on a key chain and are resistant to cracking and breaking.

### Transformers

KT-300 Transformer, Plug-in  
 Voltage . . . . . 110 VAC/16 VAC (40 VA)  
 Certification . . . . . TR1640P/UL UL approved,  
 TR1640P/CSA CSA approved

### Ordering Information

#### EK-4RDR-8\*

4-Door Kit, 28-inch Enclosure Multi-Door Controller Kit includes:  
 KT-CAB3000LDR 28-inch enclosure with door cover (1), KT-MP300 mounting plates (2), KT-BB100/BB101 battery brackets (2), KT-300PCB128 controller - PCBs only (2), KT-300-ACC accessory kits (2), ioProx P225XSF readers (4), TR1640P/UL transformers (2), KT-BATT-12 rechargeable batteries (2), KT-RM1 relays (4), ioProx P40KEY keytags (25), KT-TAMPER tamper switch (1), KT-LOCK lock and keys (1). UL certified kit.

#### EK-4RDR-12\*

4-Door Kit, 42-inch Enclosure Multi-Door Controller Kit includes:  
 KT-CAB4000LDR 42-inch enclosure with door cover (1), KT-MP300 mounting plates (2), KT-BB100/BB101 battery brackets (2), KT-300PCB128 controller - PCBs only (2), KT-300-ACC accessory kits (2), ioProx P225XSF readers (4), TR1640P/UL transformers (2), KT-BATT-12 rechargeable batteries (2), KT-RM1 relays (4), ioProx P40KEY keytags (25), KT-TAMPER tamper switch (1), KT-LOCK lock and keys (1). UL certified kit.

#### EK-4RDR-ADD\*

Multi-Door Expansion Kit includes:  
 KT-MP300 mounting plates (2), KT-BB100/BB101 battery plates (2), KT-300PCB128 controller - PCBs only (2), KT-300-ACC accessory kits (2), ioProx P225XSF readers (4), TR1640P/UL transformers (2), KT-BATT-12 rechargeable batteries (2), KT-RM1 relays (4).

\*For Canadian customers, add suffix "CDN" to model number to receive the CSA-compliant transformer (EK-4RDR-8CDN, EK-4RDR-12CDN or EK-4RDR-ADDCDN).

### Accessories

KT-CAB3000LDR . . . . . 28-inch enclosure with door cover for up to four KT-300 PCB controllers  
 KT-CAB4000LDR . . . . . 42-inch enclosure with door cover for up to six KT-300 PCB controllers  
 KT-MP300 . . . . . Mounting plates (15.24 x 20.32 cm/6 x 8 in) for KT-300PCB and KT-PC4204 module. Compatible with enclosure KT-CAB3000LDR and KT-CAB4000LDR (Package of 2)  
 KT-MP200 . . . . . Mounting plates (15.24 x 10.16 cm/6 x 4 in) for KT-PC4108 and KT-PC4216 modules. Compatible with enclosure KT-CAB3000LDR and KT-CAB4000LDR (Package of 4)  
 KT-BB101 . . . . . Battery bracket (left side), compatible with enclosure KT-CAB3000LDR and KT-CAB4000LDR  
 KT-BB100 . . . . . Battery bracket (right side), compatible with enclosure KT-CAB3000LDR and KT-CAB4000LDR

Product offerings and specifications are subject to change without notice. Actual products may vary from photos. Not all products include all features. Availability varies by region; contact your sales representative. Certain product names mentioned herein may be trade names and/or registered trademarks of other companies.


© 2007 Tyco Safety Products, Canada, Ltd. All rights reserved. KT0078-DS-200705-R01-LT-EN



# Discover Indoor/Outdoor Mini-Domes

## Features That Make a Difference:

- High impact vandal resistant housing that retains shape even after forceful impact
- Snap-on bubble liner for an extra level of covertness
- Advanced pivoting axis provides greater viewing flexibility
- Three quality auto iris lens options for better image quality and improved low light performance
- High impact vandal resistant polycarbonate bubbles (clear and tinted)
- Multiple camera options, including WDR model with latest Pixim® technology and True Day/Night with moving IR filter
- Night-Saver mode for extreme low light conditions
- Easy installation with eight mounting options (surface, flush, pendant, wall, wall-pole, wall-exterior corner, inside corner, electrical box)
- Discover drone option
- IP66 and NEMA4-rated<sup>1</sup> for -30° to 50°C (-22° to 122°F)



The Discover series of Mini-Domes delivers a vandal resistant camera solution at a non-vandal resistant price. This series of high performance mini-domes includes high impact, vandal resistant dome housings built to withstand even the harshest environments. Unlike other dome housings in the industry, which are made of metal, the Discover series housing is made with extremely durable composite and polycarbonate materials that have "shape memory". The Discover housing comes with a choice of clear or tinted vandal resistant bubbles and includes a bubble liner to make it more covert. An advanced pivoting axis lets you position the camera at exactly the angle you need, while optimal white balance provides the clearest, most color-perfect images possible.

With three different types of mini-domes to choose from, there's a Discover solution just right for your particular requirements.

The Discover wide dynamic range (WDR) mini-dome uses over 504 lines of resolution and a pixel-by-pixel shutter speed that lets you see better in areas where both very bright and dark areas exist, such as an entranceway. This model also features up to a 2x digital zoom to get an even closer view of the action. Night-Saver mode improves performance in low light situations,

automatically switching from color to monochrome as light dims, and reverting back to color once light is restored. The WDR mini-dome also includes a DVR-Saver mode which helps conserve valuable hard drive space, reducing the size of video files by up to 30% when used with an Intellex digital video management system.

The Discover high resolution mini-dome has 540 TVL and also includes a user-selectable Night-Saver mode. For challenging lighting environments, a selectable expanded auto white balance mode is available. Vivid colors and powerful low light performance provide some of the best images available on the market today.

The True Day/Night model incorporates a moving IR cut filter and switches automatically from color to monochrome to provide enhanced IR-sensitive night viewing.

The Discover series includes a drone option—which looks like a mini-dome from the outside but without a camera inside—and is perfect for crime deterrence at an even greater cost savings.

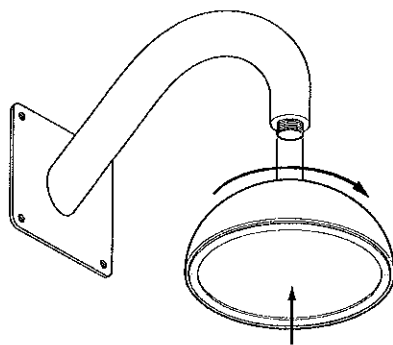
<sup>(1)</sup> Self-certified

## Discover Mini-Dome Mounts

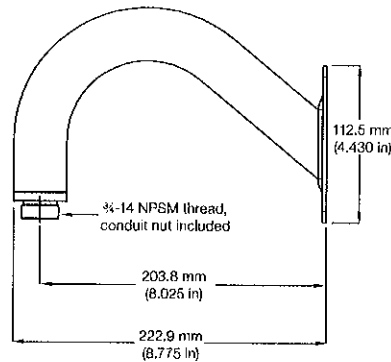
The Discover series of Mini-Domes includes eight mounting options that work with the vandal resistant cameras. Choose from surface, flush, pendant, wall, wall-pole, wall-exterior corner, inside corner, or electrical box-mounts. With eight mounting options, there is a mount to fit any installation situation. All the mounts are quick and easy to install. Installing the surface mount is easy and requires just four screws. Flush mounts have two automatic swing-out tabs that clamp onto the installation surface. An optional pendant cap provides a three-quarter inch thread for pendant mount installation while maintaining an environmental seal. The same pendant cap is available in an attractive wall mount configuration. A pole strap adapter is also available for the wall mount arm. A corner bracket adapter is available for wall-pole and inside corner mounting applications such as when needed for mounting inside an elevator. All of the eight mounts are available in black and white finishes.

Mounts		
White	Black	
ADCDMWALL	ADCBMWALL	Wall mount w/pendant cap
ADCDMCRNRO	ADCBMCRNRO	Outside corner adapter for use with ADCDMWALL or ADCBMWALL
ADCDMPEND	ADCBMPEND	Pendant cap, three-quarter inch thread
ADCDMCRNR	ADCBMCRNR	Corner mount
ADCDMPOLE	ADCBMPOLE	Pole mount for use with ADCDMWALL or ADCBMWALL
ADCDMELEC	ADCBMELEC	4S electrical box adapter
ADCDDRONE	ADCBDRONE	Drone, no camera or lens capability
Accessories		
ADCDHTR	Heater, 24V AC only, 7W	
ADCDSLC	Video service lead cable	

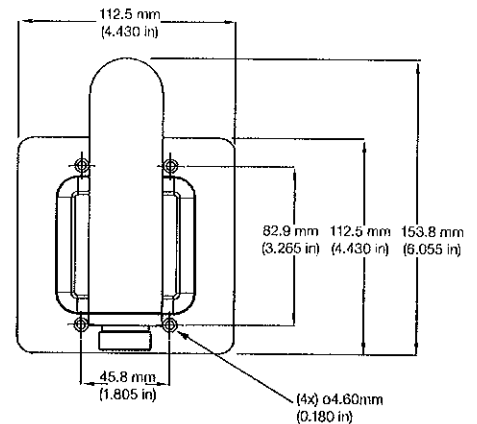
### Wall Mount with Pendant Cap (ADCDMWALL)



Angled View

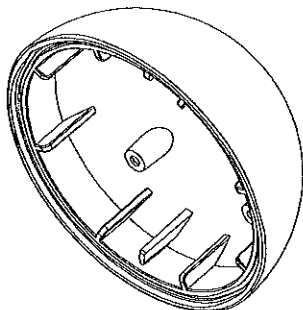


Side View

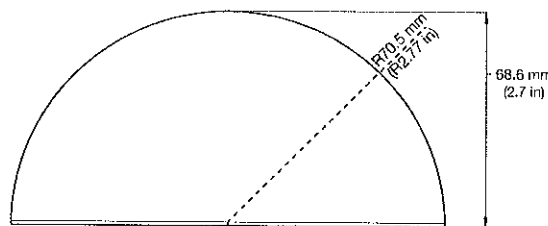


Front View

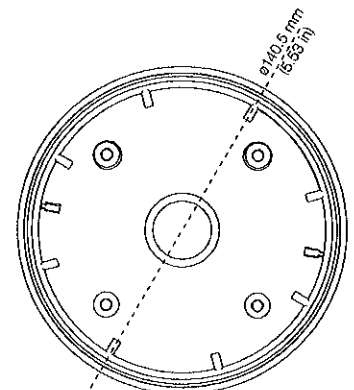
### Pendant Cap with Three-Quarter Thread (ADCDMPEND)



Angled View

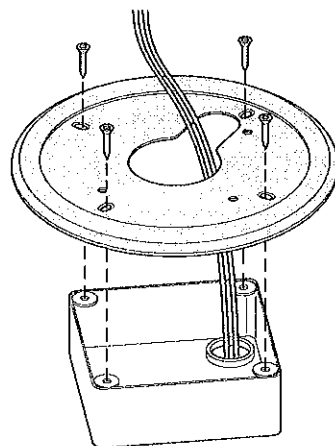


Side View

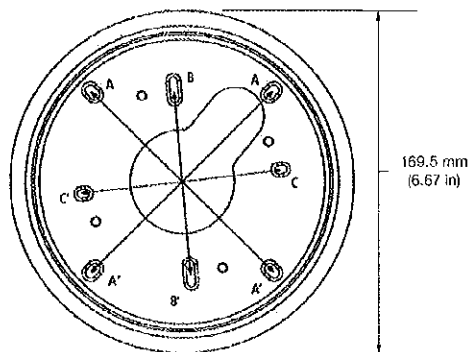


Flat View

### 4S Electrical Box Adapter (ADCDMELEC)



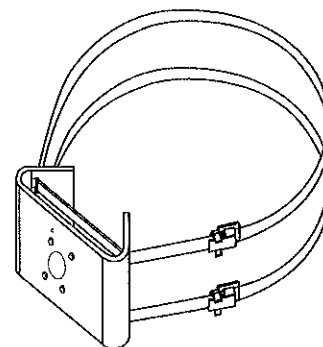
In Use



A.  $\phi=0.59$  cm (0.23 in), A-A=12.20 cm (4.80 in)  
 B.  $\phi=0.36$  cm (0.14 in), B-B=9.60 cm (3.78 in)  
 C.  $\phi=0.53$  cm (0.21 in), C-C=8.42 cm (3.32 in)

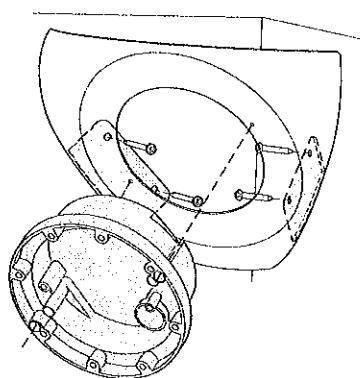
Flat View

### Pole Mount Adapter (ADCDMPOLE)

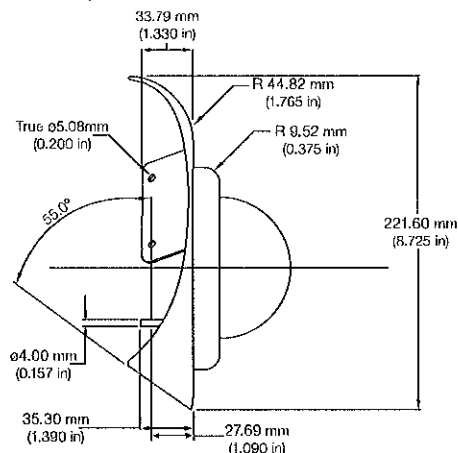


Angled View

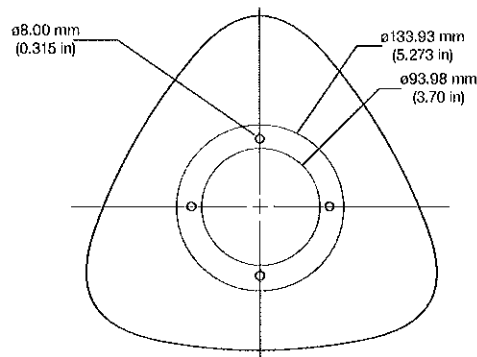
### Inside Corner Mount (ADCDMCRNR)



Angled View

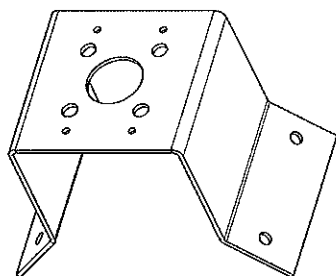


Side View

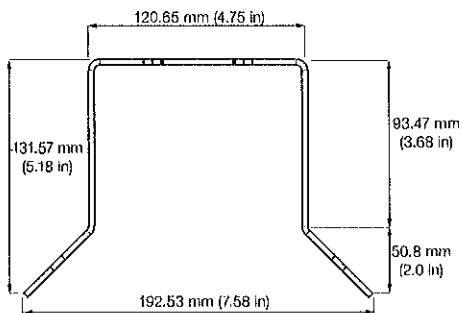


Flat View

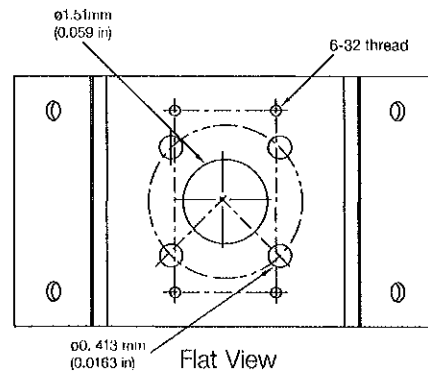
### Outside Corner Mount (ADCDMCRNRO)



Angled View



Side View



Flat View





	Wide Dynamic Range	High Resolution	True Day/Night
<b>General</b>			
Imager	Pixim orca sensor	1/3-inch CCD	1/3-inch CCD
Video Output	1.0 Vp-p/75-ohm, BNC	1.0 Vp-p/75-ohm, BNC	1.0 Vp-p/75-ohm, BNC
Horizontal Resolution	504+ TV lines	540 TV lines	540 TV lines
Active Pixel Count (H x V)	Universal: 720 x 540	NTSC: 768 x 494 (PAL: 752 x 582)	NTSC: 768 x 494 (PAL: 752 x 582)
Minimum Illumination	0.95 lux @ F1.2	Typ <sup>2</sup> : 0.65 lux @ F1.2 Min <sup>3</sup> : 0.19 lux @ F1.2	Day: 0.65 lux @ F1.2 Night: 0.07 lux @ F1.2
Digital Slow Shutter (DSS)	2x (default) – 32x	N/A	N/A
Wide Dynamic Range	120 dB/17-bit	N/A	N/A
Sync System	Line-lock, phase-adjustable or internal	Line-lock, adjustable or internal	Line-lock, adjustable or internal
S/N Ratio	>42 dB	50 dB	50 dB
White Balance	Automatic white balance (AWB), One-touch & manual	AWB	AWB
AWB Ranges—Normal (Extended)	2200 – 7500 K (2000 -11000 K)	2700 – 11000 K (2000 – 18000 K)	2700 – 11000 K (2000 – 18000 K)
WDR Metering Zone	One zone adjustable	N/A	N/A
Backlight Compensation	N/A	Center weighted on/off	Center weighted on/off
Flickerless Mode	Selectable on/off	Selectable on/off	Selectable on/off
Night-Saver	Selectable on/off	Selectable on/off	N/A
DVR-Saver Mode	Selectable on/off	N/A	Selectable on/off
Digital Zoom	Scalable, up to 2x	N/A	N/A
Power Consumption	3 watts	2.8 watts	4.5 watts
Weight	0.9 kg (1.9 lbs)	1.0 kg (2.2 lbs)	1.0 kg (2.2 lbs)

### Common to all Discover Mini-Domes

Physical, Electrical, Environmental & Regulatory		Lenses	
Dimensions (H x W)	92 x 136 mm (3.6 x 5.4 in)	3.0 – 9.0 mm auto iris lens <sup>6</sup>	
Housing Color	White or Black	F-Stop	F1.2 – 360
Environmental Rating	IP66 <sup>4</sup> , NEMA4 <sup>1</sup>	Field of View (H x V)	90.0° x 66.2° (wide) & 31.8° x 23.9° (tele)
Bubble Diameter	94 mm (3.7 in)	9.0 – 22 mm auto iris lens	
Bubble Thickness	2.5 mm (0.1 in)	F-Stop	F1.4 – 360
Bubble F-Stop	F1.0 (tinted); F0 (clear)	Field of View (H x V)	32.1° x 23.3° (wide) & 13.1° x 9.8° (tele)
Pan & Effective Tilt (at 17 in) Range <sup>5</sup>	360° & 180° (+/-90°)	2.9 – 10 mm auto iris lens <sup>7</sup>	
Power Input	12 VDC -10% +20% 24 VAC +/-20%, 50/60 Hz	F-Stop	F1.2 – 360
Power Connection	Flying lead or plug	Field of View (H x V)	94.6° x 68.4° (wide) 28.8° x 21.6° (tele)
Operating Temperature (with heater)	-30°C to 50°C (-22°F to 122°F)	2.6 - 6.0 mm auto iris lens	
Operating Temperature (without heater)	-10°C to 50°C (14°F to 122°F)	F-Stop	F1.6 – 360
Humidity	90% (noncondensing)	Field of View (H x V)	106.0° x 78.2° (wide) & 47.6° x 35.8° (tele)
Storage Temperature	-20° to 60°C (-4° to 140°F)		
Emissions	FCC part 15 Class B EN55022 ICES-003		
Immunity	EN50130-4		
Safety	IEC 60950, UL 60950, CSA C22.2 No. 60950		

BRAND	FINISH	TYPE	LENS	BUBBLE	FORMAT
AD	XX	X	XXXX	X	X
AD	CD = Vandal resistant, White	EH = High resolution	0309 = 3.0 - 9.0 mm   0922 = 9.0 - 22 mm   2606 = 2.6 - 6.0 mm	C = Clear T = Tinted	N = NTSC   P = PAL
	CB = Vandal resistant, Black	W = Wide dynamic range	0309 = 3.0 - 9.0 mm   0922 = 9.0 - 22 mm   2606 = 2.6 - 6.0 mm		U = Universal
	T = True Day/Night	2910 = 2.9 - 10 mm   0922 = 9.0 - 22 mm	N = NTSC   P = PAL		

(2) Specified at 178mV (for comparison purposes)  
(3) Specified at 78mV (usable signal level)  
(4) Self certified  
(5) Using a 2.5-6 mm lens at wide angle  
(6) Offered on high resolution and wide dynamic range cameras only  
(7) Offered on True Day/Night cameras only

Product offerings and specifications are subject to change without notice. Actual products may vary from photos. Not all products include all features. Availability varies by region; contact your sales representative. Certain product names mentioned herein may be trade names and/or registered trademarks of other companies.

© 2010 Tyco International Ltd. and its respective companies. All rights reserved. AD0001-DS-201007-R08-LT-EN






American Dynamics

A Tyco International Company

DATA SHEET



## Discover Indoor Mini-Domes

### Features That Make a Difference:

- Economical, high quality camera for indoor applications where vandalism is not a concern
- 540 TVL super high resolution 1/3" camera provides superior image quality and color reproduction
- Night-Saver mode for low light conditions
- Three quality auto iris lens options
- Snap-on bubble liner for covert appearance
- Advanced pivoting axis provides greater viewing flexibility
- Easy installation with quick mounting accessory

The Discover Indoor Mini-Domes offer you the budget-friendly price you want while delivering the high quality camera you need. The Discover Indoor super high resolution Mini-Dome has 540 TVL and also includes a user-selectable Night-Saver mode. The Night-Saver mode automatically switches the cameras to B/W in scenes with less lighting to provide you with better low-light detail performance.

For challenging lighting environments, a selectable expanded auto white balance mode is available. Vivid colors and powerful low light performance provide some of the best images available on the market today.

Easy installation and adjustment features mean that your system can quickly be up and running. An advanced pivoting 3-axis gimbal lets you position the camera at exactly the angle you need, while optimal white balance provides the clearest, most color-perfect images possible. Three different vari-focal auto iris lens size options are available (2.6-6.0mm, 3.0 - 9.0 mm and 9.0 - 22 mm) to provide the flexibility needed to get the exact scene you want.

Choose between a clear or tinted bubble; the included bubble liner adds an extra layer of covertness.

Discover Indoor Mini-Domes can easily be mounted on a surface by using the three mounting screws or with the quick installation mounting accessory included with each unit.

## Discover Indoor Mini-Dome Mounts

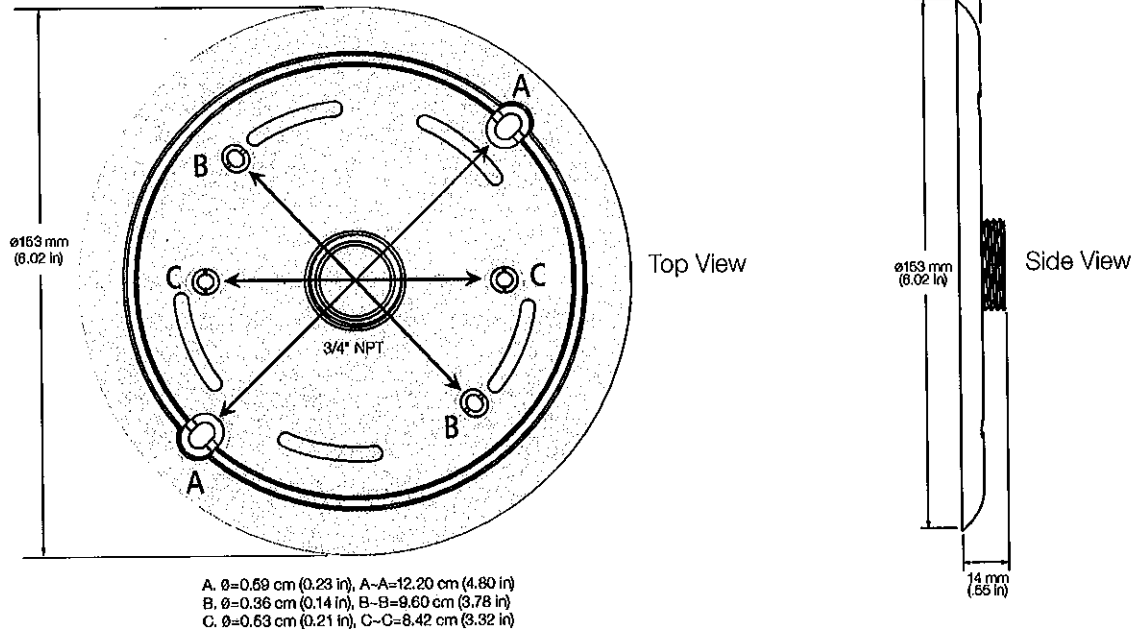
The Discover Indoor Mini-Domes include three additional mounting accessories. The 4S Electrical box adapter, an inside corner mount and a pendant mount adapter. The pendant cap provides a three-quarter inch thread for pendant mount installation. The inside corner mount is for applications such as when needed for mounting inside an elevator.

### Mounts & Accessories for Discover Mini-Domes

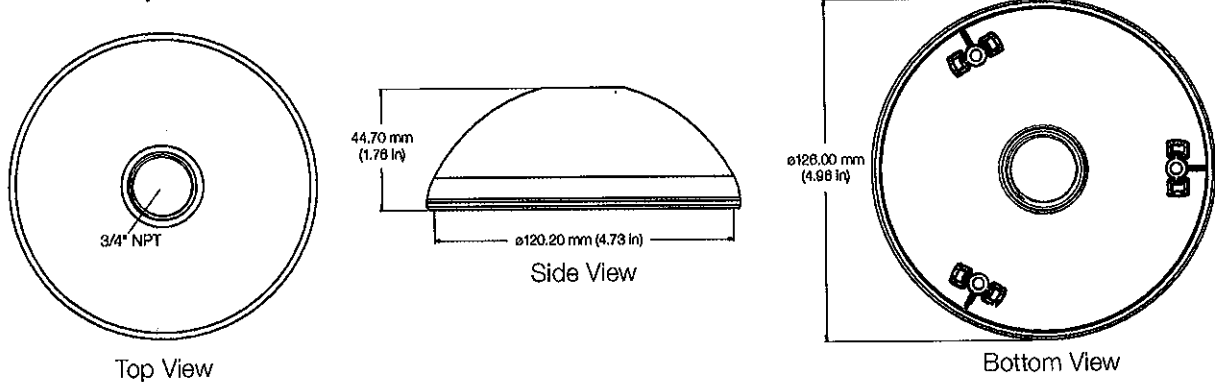
ADCPWMPEND	Pendant cap, three-quarter inch thread
ADCPWMCRNR	Corner mount
ADCPWMELEC	4S electrical box adapter

### 4S Electrical Box Adapter (ADCPWMELEC)

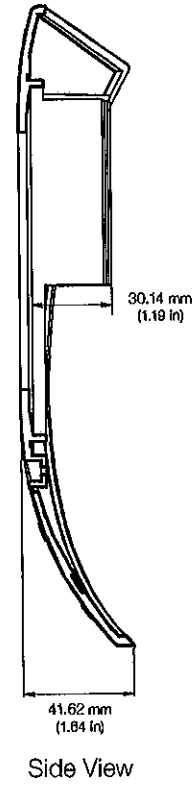
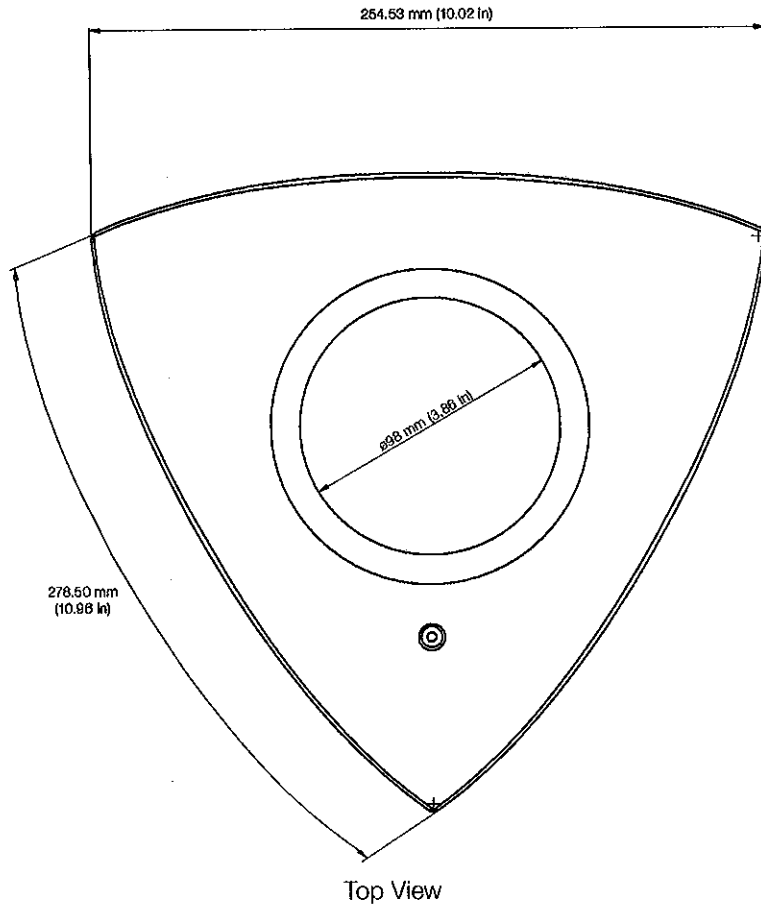
A--A: 4S Electrical Box  
 B--B: Double Gang Box  
 C--C: Single Gang Box



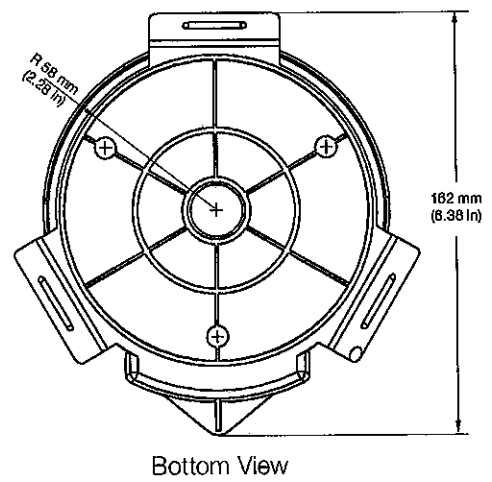
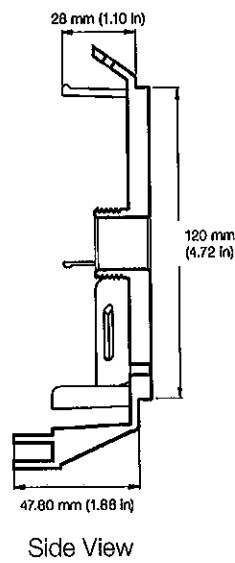
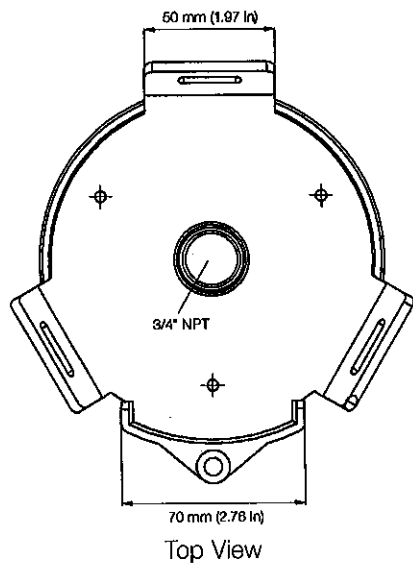
### Pendant Cap with Three-Quarter Thread (ADCPWMPEND)



### Inside Corner Mount (ADCPWMCRNR)



### Corner Mount Base





General Specifications

Imager . . . . . 1/3 inch CCD
Video Output . . . . . 1.0 Vp-p/75 ohm, BNC
Horizontal Resolution . . . . . 540 TVL
Active Pixel Count (H x V) . . . . . NTSC: 768 x 494
(PAL: 752 x 582)
Minimum Scene Illumination . . . . . 0.65 lux @ F1.2
Sync System . . . . . Line-lock, adjustable or internal
S/N Ratio . . . . . 50 dB
White Balance . . . . . Automatic White Balance
AWB Ranges - Normal (Extended) . . . . . 2700 - 11,000 K
(2,000 - 18,000 K)
Backlight Compensation . . . . . Center weighted on/off
Flickerless Mode . . . . . Selectable on/off
Night-Saver Mode . . . . . Selectable on/off
Power Consumption . . . . . 4.2 watts
Weight . . . . . 0.3 kg (0.7 lbs)
Housing . . . . . Polycarbonate
Dome . . . . . Polycarbonate

Physical

Dimensions . . . . . 100 x 120 mm (3.9 x 4.7 in)
Housing Color . . . . . White
Environmental Rating . . . . . Indoor only
Bubble Diameter . . . . . 95 mm (3.7 in)
Bubble Thickness . . . . . 1.0 mm (0.04 in)
Bubble F-Stop . . . . . F1.0 (tinted); F0 (clear)
Pan & Effective Tilt . . . . . 360° & 180° (+/- 90°)
Power Input . . . . . 12 VDC -10% +20%
24 VAC +/-20%, 50/60 Hz

Electrical & Environmental

Power Connection . . . . . Flying lead or plug
Operating Temperature . . . . . -10° to 50° C (-14° to 122° F)
Storage Temperature . . . . . -20° to 60° C (-4° to 140° F)
Humidity . . . . . 90% (noncondensing)

Regulatory

Emissions . . . . . FCC part 15 Class B
CE: EN55022
ICES-003
Immunity . . . . . CE: EN50130-4
Safety . . . . . UL/cUL; CSA C22.2
RoHS Compliant

Lenses

2.6 - 6.0 mm auto iris lens
F-Stop . . . . . F1.6 ~ 360
Field of View (H x V) . . . . . 106.0 x 78.2 (wide) &
47.6 x 35.8 (tele)
3.0 - 9.0 mm auto iris lens
F-Stop . . . . . F1.2 ~ 360
Field of View (H x V) . . . . . 90.0° x 66.2° (wide) &
31.8° x 23.9° (tele)
9.0 - 22 mm auto iris lens
F-Stop . . . . . F1.4 ~ 360
Field of View (H x V) . . . . . 32.1° x 23.3° (wide) &
13.1° x 9.8° (tele)

Mounts & Accessories

ADCPWMPEND . . . . . Pendant mount adapter
ADDCSLC . . . . . Video service lead cable

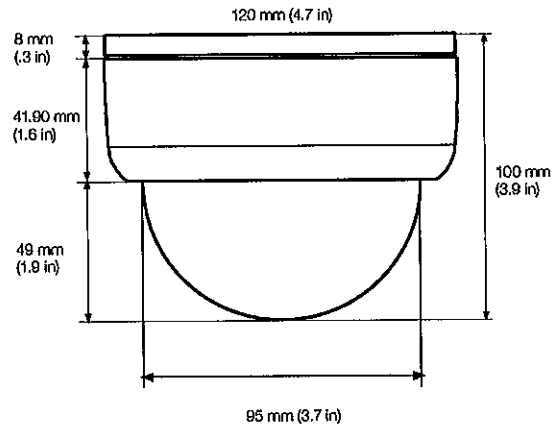


Table with 6 columns: BRAND, FINISH, TYPE, LENS, BUBBLE, FORMAT. It lists model numbers like 2606, 0309, 0922 and their corresponding lens, bubble, and format specifications.

(1) NEC Class 2/LPS power supply required.

Product offerings and specifications are subject to change without notice. Actual products may vary from photos. Not all products include all features. Availability varies by region; contact your sales representative. Certain product names mentioned herein may be trade names and/or registered trademarks of other companies.

© 2010 Tyco International Ltd. and its respective companies. All rights reserved. AD0098-DS-201007-R06-LT-EN



## HDVR

### Hybrid Digital Video Recorder

#### Features that make a difference:

- Manage analog and IP cameras from an intuitive interface
- Two flexible configurations available: 16 analog/8 IP cameras; 32 analog/8 IP cameras
- Each server is expandable to 64 IP cameras
- Supports H.264 and MJPEG on analog cameras; H.264, MPEG4, MJPEG on IP cameras
- Unique removable BNC panel improves serviceability
- 2U and 4U rack-mountable servers
- Supports a wide variety of IP cameras including multi-megapixel
- Easily and cost-effectively add IP camera licenses
- Common client allows you to connect to an unlimited number of HDVR servers
- Use multi-monitor and wide-screen client display for easy viewing
- Easy-to-use, powerful video and audio export features
- Easy-to-use multi-camera view playback and export
- User –definable permissions and privileges
- Access video with most web browsers and mobile devices
- Easily analyze search results with configurable color-coding
- RAID 5 storage



HDVR (Hybrid Digital Video Recorder) from American Dynamics protects your analog camera investment while you consider either transitioning to IP cameras, or enjoy the benefits of a mixed environment. The HDVR provides seamless integration and recording of both analog and IP video surveillance cameras on an enterprise class chassis.

The powerful, yet easy to operate client user interface installs on any standard computer running Microsoft Windows XP or Vista and can connect to multiple servers. Video from all HDVR systems can also be accessed with web browsers and mobile devices with access to the Internet.

Each HDVR server supports 16 or 32 analog inputs and 8 IP inputs, which can be easily expanded to 64 IP cameras per server. The unique hardware platform supports H.264 and MJPEG compression technology on all analog channels; H.264, MJPEG, and MPEG-4 on IP channels. A RAID 5 model provides redundant storage capabilities.

HDVR features a removable BNC panel, making it extremely easy to perform maintenance on the server without disrupting service; you simply replace the front of the unit while keeping all the BNCs intact.

**General**

Video Standard: .....NTSC (30 ips) / PAL (25 ips)  
 Recording Resolution (per analog camera).....352 x 240 – CIF@30 ips  
 NTSC); 704 x 280 – 2CIF@30 ips NTSC; 704 x 480 – 4CIF@30 ips NTSC  
 Compression  
 Analog Cameras.....H.264 / MJPEG  
 IP Cameras .....H.264/MPEG-4/MJPEG  
 Audio Output .....1  
 Network Interface .....(2) Gbit 1000Base-T RJ-45  
 USB2 Ports.....6 (2 front, 4 rear)  
 VGA/DVI Monitor Output .....1  
 Operating System.....Windows XP Pro  
 RAID5 Storage .....Optional

**Environmental**

Operating Temperature.....0° to 35°C (32° to 95°F)  
 Relative Humidity.....10% to 85% RH (noncondensing)  
 Storage Conditions.....-40° to 70°C (-40° to 158°F)

**Regulatory**

Emissions  
 FCC Part 15 Class A  
 EN55022:2006  
 EN61000-3-2 :2006  
 EN61000-3-3:1995 + A1:2001 + A2 :2005  
 EN50130-4 :1995 + A1 :1998 + A2 :2003  
 Safety  
 UL 60950-1  
 EN 60950-1: 2001+A11

**Hardware**

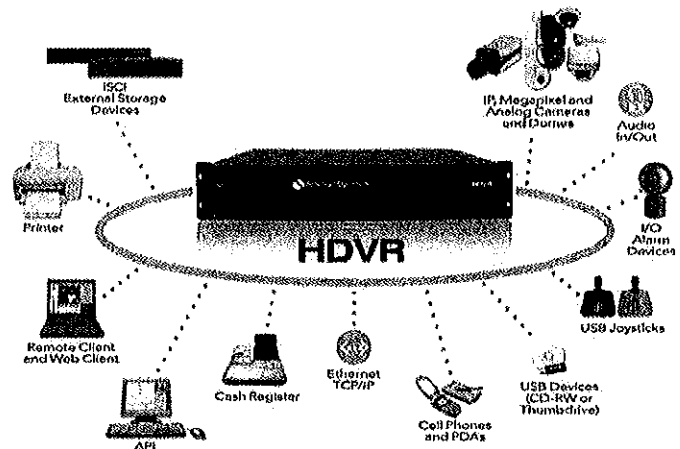
	2U 16-channel	4U 32-channel
Dimensions W x H x D	48.26 x 8.89 x 57.79 cm (19 x 3.5 x 22.75 in)	48.26 x 17.78 x 57.79 cm (19 x 7.0 x 22.75 in)
Weight	12.25 – 14.51 kg (27-32 lbs)	20.87 – 25.40 kg (46-56 lbs)
Analog Video Inputs	16	32
Looping Video Outputs	16	32
Analog Video Outputs	1	2
Audio Inputs	16	32
Alarm Inputs	16	32
Alarm Outputs	8	16
Relay Outputs	1	2
Serial Connections	RS232, RS422/RS485	RS232, RS422/RS485
Power	120/240 VAC / 300W	120/240 VAC / 400W

**Minimum Specifications for Client Workstation**

Operating System..... Microsoft Windows XP or Vista  
 Processor ..... 2 GHz Celeron  
 Memory ..... 1 GB RAM  
 VGA..... Standard high performance  
 Web Browser Compatibility ..... Internet Explorer, Firefox, Apple  
 Safari, Opera, Google Chrome  
 Mobile Device Compatibility ..... iPhone, iPod Touch, BlackBerry,  
 Windows Mobile OS

**Model Numbers**

ADHD160100 ..... HDVR, 2U, 16 ch. analog/ 8IP, 1TB  
 ADHD160200 ..... HDVR, 2U, 16 ch. analog/ 8IP, 2TB  
 ADHD160300 ..... HDVR, 2U, 16 ch. analog/ 8IP, 3TB  
 ADHD160400 ..... HDVR, 2U, 16 ch. analog/ 8IP, 4TB  
 ADHD16R300 ..... HDVR, 2U, 16 ch. analog/ 8IP, 3TB, RAID5  
 ADHD320200 ..... HDVR, 4U, 32 ch. analog/ 8IP, 2TB  
 ADHD320400 ..... HDVR, 4U, 32 ch. analog/ 8IP, 4TB  
 ADHD320600 ..... HDVR, 4U, 32 ch. analog/ 8IP, 6TB  
 ADHD320800 ..... HDVR, 4U, 32 ch. analog/ 8IP, 8TB  
 ADHD32R600 ..... HDVR, 4U, 32 ch. analog/ 8IP, 6TB, RAID5  
 ADSHIP01 ..... Single IP Camera License  
 ADSHSSAIP01 ..... Software Update Subscription for single IP Camera  
 ADSH16SSA ..... Software Update Subscription for 16/8 HDVR  
 ADSH32SSA ..... Software Update Subscription for 32/8 HDVR

**System Diagram**


Product offerings and specifications are subject to change without notice. Actual products may vary from photos. Not all products include all features. Availability varies by region; contact your sales representative. Certain product names mentioned herein may be trade names and/or registered trademarks of other companies.

© 2010 Tyco International Ltd. and its Respective Companies. All Rights Reserved. AD0160-DS-201001-R02-LT-EN

[www.americandynamics.net](http://www.americandynamics.net)

