



State of West Virginia
 Department of Administration
 Purchasing Division
 2019 Washington Street East
 Post Office Box 50130
 Charleston, WV 25305-0130

Request for Quotation

RFO NUMBER
7011EC09

PAGE
1

ADDRESS CORRESPONDENCE TO ATTENTION OF
BUYER 33
304-558-2402



RESS HERE

500 RIVER RD
 HUB INDUSTRIAL PARK
 NITRO, WV 25143

S
H
I
P
T
O

DIVISION OF HIGHWAYS
 EQUIPMENT DIVISION
 ROUTE 33
 BRUSHY FORK ROAD
 BUCKHANNON, WV
 26201
 304-472-1750

DATE PRINTED	TERMS OF SALE	SHIP VIA	FOB	FREIGHT TERMS
12/09/2010				

BID OPENING DATE: **01/18/2011** BID OPENING TIME **01:30PM**

LINE	QUANTITY	UOP	CAT NO	ITEM NUMBER	UNIT PRICE	AMOUNT
0001	1	EA		765-59		
<p>MOTOR GRADER ARTICULATED ALL WHEEL SNOWPLOW</p> <p>REQUEST FOR QUOTATION (RFQ) OPEN END CONTRACT</p> <p>THE WEST VIRGINIA STATE PURCHASING DIVISION FOR THE AGENCY, THE WEST VIRGINIA DIVISION OF HIGHWAYS, IS SOLICITING BIDS FOR AN OPEN END CONTRACT TO PROVIDE MOTOR GRADER, ARTICULATED ALL WHEEL DRIVE, REVERSIBLE FRONT MOUNTED SNOWPLOW, PER THE ATTACHED SPECIFICATIONS.</p> <p>MANDATORY PRE-BID A MANDATORY PRE-BID WILL BE HELD ON MONDAY, 01/04/11 AT 10:00 AM, BRUSHY FORK RD IN BUCKHANNON, WV 26201. ALL INTERESTED PARTIES ARE REQUIRED TO ATTEND THIS MEETING. FAILURE TO ATTEND THE MANDATORY PRE-BID SHALL RESULT I DISQUALIFICATION OF THE BID. NO ONE PERSON MAY REPRESENT MORE THAN ONE BIDDER.</p> <p>AN ATTENDANCE SHEET WILL BE MADE AVAILABLE FOR ALL POTENTIAL BIDDERS TO COMPLETE. THIS WILL SERVE AS THE OFFICIAL DOCUMENT VERIFYING ATTENDANCE AT THE MANDATOR PRE-BID. FAILURE TO PROVIDE YOUR COMPANY AND REPRESENTATIVE NAME ON THE ATTENDANCE SHEET WILL RESULT IN DISQUALIFICATION OF THE BID. THE STATE WILL NOT ACCEPT ANY OTHER DOCUMENTATION TO VERIFY ATTENDANCE. THE BIDDER IS RESPONSIBLE FOR ENSURING THEY HAVE COMPLETED THE INFORMATION REQUIRED ON THE ATTENDANCE</p>						

RECEIVED
 2011 FEB 15 AM 9:28
 WV PURCHASING DIVISION

SEE REVERSE SIDE FOR TERMS AND CONDITIONS

SIGNATURE	TELEPHONE	DATE
TITLE	FEIN	ADDRESS CHANGES TO BE NOTED ABOVE

WHEN RESPONDING TO RFQ, INSERT NAME AND ADDRESS IN SPACE ABOVE LABELED 'VENDOR'

GENERAL TERMS & CONDITIONS
REQUEST FOR QUOTATION (RFQ) AND REQUEST FOR PROPOSAL (RFP)

1. Awards will be made in the best interest of the State of West Virginia.
2. The State may accept or reject in part, or in whole, any bid.
3. Prior to any award, the apparent successful vendor must be properly registered with the Purchasing Division and have paid the required \$125 fee.
4. All services performed or goods delivered under State Purchase Order/Contracts are to be continued for the term of the Purchase Order/Contracts, contingent upon funds being appropriated by the Legislature or otherwise being made available. In the event funds are not appropriated or otherwise available for these services or goods this Purchase Order/Contract becomes void and of no effect after June 30.
5. Payment may only be made after the delivery and acceptance of goods or services.
6. Interest may be paid for late payment in accordance with the *West Virginia Code*.
7. Vendor preference will be granted upon written request in accordance with the *West Virginia Code*.
8. The State of West Virginia is exempt from federal and state taxes and will not pay or reimburse such taxes.
9. The Director of Purchasing may cancel any Purchase Order/Contract upon 30 days written notice to the seller.
10. The laws of the State of West Virginia and the *Legislative Rules* of the Purchasing Division shall govern the purchasing process.
11. Any reference to automatic renewal is hereby deleted. The Contract may be renewed only upon mutual written agreement of the parties.
12. **BANKRUPTCY:** In the event the vendor/contractor files for bankruptcy protection, the State may deem this contract null and void, and terminate such contract without further order.
13. **HIPAA BUSINESS ASSOCIATE ADDENDUM:** The West Virginia State Government HIPAA Business Associate Addendum (BAA), approved by the Attorney General, is available online at www.state.wv.us/admin/purchase/vrc/hipaa.htm and is hereby made part of the agreement. Provided that the Agency meets the definition of a Cover Entity (45 CFR §160.103) and will be disclosing Protected Health Information (45 CFR §160.103) to the vendor.
14. **CONFIDENTIALITY:** The vendor agrees that he or she will not disclose to anyone, directly or indirectly, any such personally identifiable information or other confidential information gained from the agency, unless the individual who is the subject of the information consents to the disclosure in writing or the disclosure is made pursuant to the agency's policies, procedures, and rules. Vendor further agrees to comply with the Confidentiality Policies and Information Security Accountability Requirements, set forth in <http://www.state.wv.us/admin/purchase/privacy/noticeConfidentiality.pdf>.
15. **LICENSING:** Vendors must be licensed and in good standing in accordance with any and all state and local laws and requirements by any state or local agency of West Virginia, including, but not limited to, the West Virginia Secretary of State's Office, the West Virginia Tax Department, and the West Virginia Insurance Commission. The vendor must provide all necessary releases to obtain information to enable the director or spending unit to verify that the vendor is licensed and in good standing with the above entities.
16. **ANTITRUST:** In submitting a bid to any agency for the State of West Virginia, the bidder offers and agrees that if the bid is accepted the bidder will convey, sell, assign or transfer to the State of West Virginia all rights, title and interest in and to all causes of action it may now or hereafter acquire under the antitrust laws of the United States and the State of West Virginia for price fixing and/or unreasonable restraints of trade relating to the particular commodities or services purchased or acquired by the State of West Virginia. Such assignment shall be made and become effective at the time the purchasing agency tenders the initial payment to the bidder.

I certify that this bid is made without prior understanding, agreement, or connection with any corporation, firm, limited liability company, partnership, or person or entity submitting a bid for the same material, supplies, equipment or services and is in all respects fair and without collusion or fraud. I further certify that I am authorized to sign the certification on behalf of the bidder or this bid.

INSTRUCTIONS TO BIDDERS

1. Use the quotation forms provided by the Purchasing Division. Complete all sections of the quotation form.
2. Items offered must be in compliance with the specifications. Any deviation from the specifications must be clearly indicated by the bidder. Alternates offered by the bidder as **EQUAL** to the specifications must be clearly defined. A bidder offering an alternate should attach complete specifications and literature to the bid. The Purchasing Division may waive minor deviations to specifications.
3. Unit prices shall prevail in case of discrepancy. All quotations are considered F.O.B. destination unless alternate shipping terms are clearly identified in the quotation.
4. All quotations must be delivered by the bidder to the office listed below prior to the date and time of the bid opening. Failure of the bidder to deliver the quotations on time will result in bid disqualifications: Department of Administration, Purchasing Division, 2019 Washington Street East, P.O. Box 50130, Charleston, WV 25305-0130
5. Communication during the solicitation, bid, evaluation or award periods, except through the Purchasing Division, is strictly prohibited (W.Va. C.S.R. §148-1-6.6).



State of West Virginia
 Department of Administration
 Purchasing Division
 2019 Washington Street East
 Post Office Box 50130
 Charleston, WV 25305-0130

Request for Quotation

RFQ NUMBER
7011EC09

PAGE
2

ADDRESS CORRESPONDENCE TO ATTENTION OF
 BUYER 33
 304-558-2402

RFQ COPY
 TYPE NAME/ADDRESS HERE

DIVISION OF HIGHWAYS
 EQUIPMENT DIVISION
 ROUTE 33
 BRUSHY FORK ROAD
 BUCKHANNON, WV
 26201
 304-472-1750

DATE PRINTED	TERMS OF SALE	SHIP VIA	FOB	FREIGHT TERMS
12/09/2010				

BID OPENING DATE: **01/18/2011** BID OPENING TIME **01:30PM**

LINE	QUANTITY	UOP	CAT NO	ITEM NUMBER	UNIT PRICE	AMOUNT
<p>SHEET. THE PURCHASING DIVISION AND THE STATE AGENCY WILL NOT ASSUME ANY RESPONSIBILITY FOR A BIDDER-S FAILURE TO COMPLETE THE PRE-BID ATTENDANCE SHEET. IN ADDITION, WE REQUEST THAT ALL POTENTIAL BIDDERS INCLUDE THEIR E-MAIL ADDRESS AND FAX NUMBER.</p> <p>ALL POTENTIAL BIDDERS ARE REQUESTED TO ARRIVE PRIOR TO THE STARTING TIME FOR THE PRE-BID. BIDDERS WHO ARRIVE LATE, BUT PRIOR TO THE DISMISSAL OF THE TECHNICAL PORTION OF THE PRE-BID WILL BE PERMITTED TO SIGN IN. BIDDERS WHO ARRIVE AFTER CONCLUSION OF THE TECHNICAL PORTION OF THE PRE-BID, BUT DURING ANY SUBSEQUENT PART OF THE PRE-BID WILL NOT BE PERMITTED TO SIGN THE ATTENDANCE SHEET.</p> <p>TECHNICAL QUESTIONS CONCERNING THIS SOLICITATION MUST BE SUBMITTED IN WRITING TO SHERI SLONE IN THE WEST VIRGINIA STATE PURCHASING DIVISION VIA MAIL AT THE ADDRESS SHOWN IN THE BODY OF THIS RFQ, VIA FAX AT 304-558-2596, OR VIA EMAIL AT SHERI.D.SLONE@WV.GOV. DEADLINE FOR ALL TECHNICAL QUESTIONS IS 12/27/2010 AT THE CLOSE OF BUSINESS. ANY TECHNICAL QUESTIONS RECEIVED WILL BE ANSWERED BY FORMAL ADDENDUM TO BE ISSUED BY THE PURCHASING DIVISION AFTER THE DEADLINE HAS LAPSED.</p> <p>EXHIBIT 2</p> <p>LIFE OF CONTRACT: THIS CONTRACT BECOMES EFFECTIVE ON ----- AND EXTENDS FOR A PERIOD OF ONE (1) YEAR OR UNTIL SUCH "REASONABLE TIME" THEREAFTER AS IS NECESSARY TO OBTAIN A NEW CONTRACT OR RENEW THE ORIGINAL CONTRACT. THE "REASONABLE TIME" PERIOD SHALL</p>						

SEE REVERSE SIDE FOR TERMS AND CONDITIONS

SIGNATURE	TELEPHONE	DATE
TITLE	FEIN	ADDRESS CHANGES TO BE NOTED ABOVE

WHEN RESPONDING TO RFQ, INSERT NAME AND ADDRESS IN SPACE ABOVE LABELED 'VENDOR'



State of West Virginia
 Department of Administration
 Purchasing Division
 2019 Washington Street East
 Post Office Box 50130
 Charleston, WV 25305-0130

Request for Quotation

RFQ NUMBER
7011EC09

PAGE
3

ADDRESS CORRESPONDENCE TO ATTENTION OF
**BUYER 33
 304-558-2402**

RFQ COPY
 TYPE NAME/ADDRESS HERE

VENDOR

SHIP TO

DIVISION OF HIGHWAYS
 EQUIPMENT DIVISION
 ROUTE 33
 BRUSHY FORK ROAD
 BUCKHANNON, WV
 26201 304-472-1750

DATE PRINTED	TERMS OF SALE	SHIP VIA	F.O.B.	FREIGHT TERMS
12/09/2010				

BID OPENING DATE: **01/18/2011** BID OPENING TIME **01:30PM**

LINE	QUANTITY	UOP	CAT NO	ITEM NUMBER	UNIT PRICE	AMOUNT
<p>NOT EXCEED TWELVE (12) MONTHS. DURING THIS "REASONABLE TIME" THE VENDOR MAY TERMINATE THIS CONTRACT FOR ANY REASON UPON GIVING THE DIRECTOR OF PURCHASING THIRTY (30) DAYS WRITTEN NOTICE.</p> <p>UNLESS SPECIFIC PROVISIONS ARE STIPULATED IN THIS CONTRACT DOCUMENT, THE TERMS, CONDITIONS, AND PRICING SET HEREIN ARE FIRM FOR THE LIFE OF THE CONTRACT.</p> <p>RENEWAL: THIS CONTRACT MAY BE RENEWED UPON THE MUTUAL WRITTEN CONSENT OF THE SPENDING UNIT AND VENDOR, SUBMITTED TO THE DIRECTOR OF PURCHASING THIRTY (30) DAYS PRIOR TO THE EXPIRATION DATE. SUCH RENEWAL SHALL BE IN ACCORDANCE WITH THE TERMS AND CONDITIONS OF THE ORIGINAL CONTRACT AND SHALL BE LIMITED TO TWO (2) ONE (1) YEAR PERIODS.</p> <p>CANCELLATION: THE DIRECTOR OF PURCHASING RESERVES THE RIGHT TO CANCEL THIS CONTRACT IMMEDIATELY UPON WRITTEN NOTICE TO THE VENDOR IF THE COMMODITIES AND/OR SERVICES SUPPLIED ARE OF AN INFERIOR QUALITY OR DO NOT CONFORM WITH THE SPECIFICATIONS OF THE BID AND CONTRACT HEREIN.</p> <p>OPEN MARKET CLAUSE: THE DIRECTOR OF PURCHASING MAY AUTHORIZE A SPENDING UNIT TO PURCHASE ON THE OPEN MARKET, WITHOUT THE FILING OF A REQUISITION OR COST ESTIMATE, ITEMS SPECIFIED ON THIS CONTRACT FOR IMMEDIATE DELIVERY IN EMERGENCIES DUE TO UNFORESEEN CAUSES (INCLUDING BUT NOT LIMITED TO DELAYS IN TRANSPORTATION OR AN UNANTICIPATED INCREASE IN THE VOLUME OF WORK).</p> <p>QUANTITIES: QUANTITIES LISTED IN THE REQUISITION ARE APPROXIMATIONS ONLY, BASED ON ESTIMATES SUPPLIES BY THE STATE SPENDING UNIT. IT IS UNDERSTOOD AND AGREED THAT THE CONTRACT SHALL COVER THE QUANTITIES ACTUALLY ORDERED FOR DELIVERY DURING THE TERM OF CONTRACT,</p>						

SEE REVERSE SIDE FOR TERMS AND CONDITIONS

SIGNATURE	TELEPHONE	DATE
TITLE	FEIN	ADDRESS CHANGES TO BE NOTED ABOVE

WHEN RESPONDING TO RFQ, INSERT NAME AND ADDRESS IN SPACE ABOVE LABELED 'VENDOR'



State of West Virginia
 Department of Administration
 Purchasing Division
 2019 Washington Street East
 Post Office Box 50130
 Charleston, WV 25305-0130

Request for Quotation

RFQ NUMBER
7011EC09

PAGE
4

ADDRESS CORRESPONDENCE TO ATTENTION OF
**BUYER 33
 304-558-2402**

RFQ COPY
 TYPE NAME/ADDRESS HERE

**DIVISION OF HIGHWAYS
 EQUIPMENT DIVISION
 ROUTE 33
 BRUSHY FORK ROAD
 BUCKHANNON, WV
 26201 304-472-1750**

DATE PRINTED	TERMS OF SALE	SHIP VIA	FOB	FREIGHT TERMS		
12/09/2010						
BID OPENING DATE: 01/18/2011		BID OPENING TIME 01:30PM				
LINE	QUANTITY	UOP	CAT NO	ITEM NUMBER	UNIT PRICE	AMOUNT
<p>WHETHER MORE OR LESS THAN THE QUANTITIES SHOWN.</p> <p>ORDERING PROCEDURE: SPENDING UNIT(S) SHALL ISSUE A WRITTEN EQUIPMENT CONTRACT ORDER (FORM NUMBER WV-35) FOR COMMODITIES COVERED BY THIS CONTRACT. THE ORIGINAL WV-35 MUST BE SENT TO THE PURCHASING DIVISION OF THE DEPARTMENT OF ADMINISTRATION. AFTER APPROVAL AND ENCUMBRANCE, ONE COPY OF THE PURCHASE ORDER WILL BE RETURNED TO THE SPENDING UNIT AND ONE COPY FORWARDED TO THE VENDOR AS AUTHORIZATION FOR SHIPMENT. NO ORDER IS VALID UNLESS APPROVED AND ENCUMBERED BY THE PURCHASING DIVISION.</p> <p>BANKRUPTCY: IN THE EVENT THE VENDOR/CONTRACTOR FILES FOR BANKRUPTCY PROTECTION, THE STATE MAY DEEM THE CONTRACT NULL AND VOID, AND TERMINATE SUCH CONTRACT WITHOUT FUTURE ORDER.</p> <p>REV. 5/2009</p> <p>EXHIBIT 10</p> <p>REQUISITION NO.:</p> <p>ADDENDUM ACKNOWLEDGEMENT</p> <p>I HEREBY ACKNOWLEDGE RECEIPT OF THE FOLLOWING CHECKED ADDENDUM(S) AND HAVE MADE THE NECESSARY REVISIONS TO MY PROPOSAL, PLANS AND/OR SPECIFICATION, ETC.</p> <p>ADDENDUM NO.'S:</p> <p>NO. 1 ✓</p> <p>NO. 2 ✓</p>						
SEE REVERSE SIDE FOR TERMS AND CONDITIONS						
SIGNATURE			TELEPHONE		DATE	
TITLE		FEIN		ADDRESS CHANGES TO BE NOTED ABOVE		

WHEN RESPONDING TO RFQ, INSERT NAME AND ADDRESS IN SPACE ABOVE LABELED 'VENDOR'



State of West Virginia
 Department of Administration
 Purchasing Division
 2019 Washington Street East
 Post Office Box 50130
 Charleston, WV 25305-0130

Request for Quotation

RFQ NUMBER
7011EC09

PAGE
5

ADDRESS CORRESPONDENCE TO ATTENTION OF
**BUYER 33
 304-558-2402**

RFQ COPY

TYPE NAME/ADDRESS HERE

VENDOR

**DIVISION OF HIGHWAYS
 EQUIPMENT DIVISION
 ROUTE 33
 BRUSHY FORK ROAD
 BUCKHANNON, WV
 26201 304-472-1750**

DATE PRINTED	TERMS OF SALE	SHIP VIA	FOB	FREIGHT TERMS
12/09/2010				

BID OPENING DATE: **01/18/2011** BID OPENING TIME **01:30PM**

LINE	QUANTITY	UOP	CAT NO	ITEM NUMBER	UNIT PRICE	AMOUNT
NO. 3					
NO. 4					
NO. 5					
<p>I UNDERSTAND THAT FAILURE TO CONFIRM THE RECEIPT OF THE ADDENDUM(S) MAY BE CAUSE FOR REJECTION OF BIDS.</p> <p>VENDOR MUST CLEARLY UNDERSTAND THAT ANY VERBAL REPRESENTATION MADE OR ASSUMED TO BE MADE DURING ANY ORAL DISCUSSION HELD BETWEEN VENDOR'S REPRESENTATIVES AND ANY STATE PERSONNEL IS NOT BINDING. ONLY THE INFORMATION ISSUED IN WRITING AND ADDED TO THE SPECIFICATIONS BY AN OFFICIAL ADDENDUM IS BINDING.</p> <p>..... SIGNATURE <i>Rudd Equipment Co</i> COMPANY DATE <i>2/14/11</i></p> <p>NOTE: THIS ADDENDUM ACKNOWLEDGEMENT SHOULD BE SUBMITTED WITH THE BID.</p> <p>REV. 09/21/2009</p> <p>EXHIBIT 4</p>						

SEE REVERSE SIDE FOR TERMS AND CONDITIONS

SIGNATURE	TELEPHONE	DATE
TITLE	FEIN	ADDRESS CHANGES TO BE NOTED ABOVE

WHEN RESPONDING TO RFQ, INSERT NAME AND ADDRESS IN SPACE ABOVE LABELED 'VENDOR'



State of West Virginia
 Department of Administration
 Purchasing Division
 2019 Washington Street East
 Post Office Box 50130
 Charleston, WV 25305-0130

Request for Quotation

RFQ NUMBER
7011EC09

PAGE
6

ADDRESS CORRESPONDENCE TO ATTENTION OF
**BUYER 33
 304-558-2402**

SHIP TO

RFQ COPY
 TYPE NAME/ADDRESS HERE

SHIP TO

**DIVISION OF HIGHWAYS
 EQUIPMENT DIVISION
 ROUTE 33
 BRUSHY FORK ROAD
 BUCKHANNON, WV
 26201 304-472-1750**

DATE PRINTED	TERMS OF SALE	SHIP VIA	F.O.B.	FREIGHT TERMS
12/09/2010				
BID OPENING DATE: 01/18/2011		BID OPENING TIME 01:30PM		

LINE	QUANTITY	UOP	CAT. NO.	ITEM NUMBER	UNIT PRICE	AMOUNT
<p>LOCAL GOVERNMENT BODIES: UNLESS THE VENDOR INDICATES IN THE BID HIS REFUSAL TO EXTEND THE PRICES, TERMS, AND CONDITIONS OF THE BID TO COUNTY, SCHOOL, MUNICIPAL AND OTHER LOCAL GOVERNMENT BODIES, THE BID SHALL EXTEND TO POLITICAL SUBDIVISIONS OF THE STATE OF WEST VIRGINIA. IF THE VENDOR DOES NOT WISH TO EXTEND THE PRICES, TERMS, AND CONDITIONS OF THE BID TO ALL POLITICAL SUBDIVISIONS OF THE STATE, THE VENDOR MUST CLEARLY INDICATE SUCH REFUSAL IN HIS BID. SUCH REFUSAL SHALL NOT PREJUDICE THE AWARD OF THIS CONTRACT IN ANY MANNER.</p> <p>REV. 3/88</p> <p style="text-align: center;">NOTICE</p> <p>A SIGNED BID MUST BE SUBMITTED TO:</p> <p style="text-align: center;">DEPARTMENT OF ADMINISTRATION PURCHASING DIVISION BUILDING 15 2019 WASHINGTON STREET, EAST CHARLESTON, WV 25305-0130</p> <p>THE BID SHOULD CONTAIN THIS INFORMATION ON THE FACE OF THE ENVELOPE OR THE BID MAY NOT BE CONSIDERED:</p> <p>SEALED BID</p> <p>BUYER: SHERI SLONE - FILE 33</p> <p>RFQ. NO.: 7011EC09</p>						

SEE REVERSE SIDE FOR TERMS AND CONDITIONS

SIGNATURE	TELEPHONE	DATE
TITLE	FEIN	ADDRESS CHANGES TO BE NOTED ABOVE

WHEN RESPONDING TO RFQ, INSERT NAME AND ADDRESS IN SPACE ABOVE LABELED 'VENDOR'



State of West Virginia
 Department of Administration
 Purchasing Division
 2019 Washington Street East
 Post Office Box 50130
 Charleston, WV 25305-0130

Request for Quotation

RFQ NUMBER:
7011EC09

PAGE:
7

ADDRESS CORRESPONDENCE TO ATTENTION OF:
**BUYER 33
 304-558-2402**

RFQ COPY
 TYPE NAME/ADDRESS HERE

DIVISION OF HIGHWAYS
 EQUIPMENT DIVISION
 ROUTE 33
 BRUSHY FORK ROAD
 BUCKHANNON, WV
 26201 304-472-1750

DATE PRINTED	TERMS OF SALE	SHIP VIA	FOB	FREIGHT TERMS
12/09/2010				

BID OPENING DATE: **01/18/2011** BID OPENING TIME **01:30PM**

LINE	QUANTITY	UOP	CAT. NO.	ITEM NUMBER	UNIT PRICE	AMOUNT
BID OPENING DATE:				01/18/2011		
BID OPENING TIME:				1:30 PM		
PLEASE PROVIDE A FAX NUMBER IN CASE IT IS NECESSARY TO CONTACT YOU REGARDING YOUR BID:						
				304-755-7990		
CONTACT PERSON (PLEASE PRINT CLEARLY):						
				Ron Jacobs		
***** THIS IS THE END OF RFQ 7011EC09 ***** TOTAL:						

SEE REVERSE SIDE FOR TERMS AND CONDITIONS

SIGNATURE	TELEPHONE	DATE
-----------	-----------	------

TITLE	FEIN	ADDRESS CHANGES TO BE NOTED ABOVE
-------	------	-----------------------------------

WHEN RESPONDING TO RFQ, INSERT NAME AND ADDRESS IN SPACE ABOVE LABELED 'VENDOR'

WEST VIRGINIA DEPARTMENT OF TRANSPORTATION
DIVISION OF HIGHWAYS
EQUIPMENT DIVISION

PROCUREMENT SPECIFICATIONS
NO. 405-1-I

OPEN END CONTRACT
MOTOR GRADER, ARTICULATED ALL WHEEL DRIVE,
REVERSIBLE FRONT MOUNTED SNOWPLOW

1.0 PURPOSE

It is the purpose of these specifications to describe a Motor Grader, Articulated All Wheel Drive, Reversible Front Mounted Snowplow (hereinafter referred to as a "grader" or a "unit") to be purchased for use by the West Virginia Division of Highways (DOH) on an Open End Contract basis.

2.0 BIDDING PROCEDURES

The current purchasing procedures regarding bidding as established by the Department of Administration, Purchasing Division, shall apply. Failure to submit the "Request for Quotation" forms, complete in its entirety and according to directions indicated, may subject the bidder to disqualification. Each bid submitted shall also be accompanied by a Bidder's Evaluation Report completed in detail. Addendums in order, along with exception sheets, should be with Bidder's Evaluation Report. **FAILURE TO SUBMIT THE BIDDER'S EVALUATION REPORT, COMPLETE IN ITS ENTIRETY, WILL RESULT IN AUTOMATIC DISQUALIFICATION.**

3.0 SPECIFICATIONS

The specifications named herein, mandatory and non-mandatory, establish the acceptable level of quality only and are not intended to reflect a preference or favor any particular brand or vendor.

3.1 EXCEPTIONS TO NON-MANDATORY SPECIFICATIONS

Exception to a non-mandatory unit specification may be made by the bidder, providing the exception is not available from the manufacturer. **Any such exception must be noted on the bidder's evaluation report and should be accompanied by supporting documentation/literature from the manufacturer. Any exception must be indicated on a separate attachment to the bidder's evaluation report and labeled as "Exception to Specifications".** The state reserves the right to waive minor irregularities in bids or specifications in accordance with §148-1-4(f) of the WV Legislative Rules and Regulations.

3.2 MANDATORY SPECIFICATIONS

All specifications preceded by "shall, will, and/or must" or are stated as a "minimum and/or maximum" are mandatory as stated in Purchasing Divisions Policies and Procedures. Any bid failing to meet any mandatory item shall be immediately disqualified. Failure to respond in the appropriate evaluation section will also be grounds for immediate disqualification at the discretion of the State.

A mandatory pre-bid conference is scheduled for this equipment purchase as stated in the RFQ. Vendors having products with variations or exceptions in specified mandatory items are expected to address any such variations or exceptions during the pre-bid conference. **The State shall review and consider any such variation or exception, and may at its sole discretion, issue an addendum to change mandatory specifications deemed to be in the State's best interest. Bids from any vendor failing to attend the mandatory pre-bid shall be disqualified. Bids containing any variation or exception to a mandatory specification that was not addressed during the pre-bid conference and accepted by the issuance of an Addendum shall be disqualified.**

4.0 REPRESENTATIVE UNIT FOR TEST

The successful vendor must (if specified) provide DOH one (1) completed representative unit to be observed and evaluated on each order to insure compliance with specification. If requested, the time period for testing and evaluation shall be seven (7) working days following receipt of the unit. DOH will incur no obligation for deterioration of surfaces, finishes, seals, and mechanical or electrical parts on the unit resulting from operation and testing within the limits of these specifications; nor will DOH incur obligation for damage to the unit resulting from failure to meet specifications when due care and attention is given by DOH and testing is done within the limits of these specifications. Failure of the pilot unit to satisfactorily meet specifications as bid may be cause for cancellation of the purchase order, and return of the delivered unit along with all associated equipment to the vendor at the vendor's expense.

4.1 CONDITION OF UNIT(S) UPON DELIVERY

All units must arrive at the prescribed delivery point having been completely preserviced with oil, lubricants, and coolant. All prescribed precautions pertaining to first operations and break-in of the unit are to be posted conspicuously on the unit for ready observance by the operator.

4.2 DELIVERY

Delivery point of the completely assembled representative unit will be the DOH, Equipment Division, Route 33 at Brushy Fork Road, Buckhannon, West Virginia (26201).

The vendor is responsible for guaranteeing delivery of the completed units within the time specified and agreed to by the State. Delivery is preferred within 180 calendar days after receipt of purchase agreement. The vendor is responsible for establishing and coordinating delivery terms with allied manufacturers or suppliers. Delivery terms should be stated in the bid and the State reserves the right to accept or reject such terms. Failure to reach an agreement may result in rejection of the bid. **The successful bidder shall provide their manufacturer's confirmation of the order to the WVDOH contact person within seven (7) working days after receiving the approved purchase order.**

A completed pilot model for inspection must be provided within 120 calendar days after receipt of the purchase agreement by the successful vendor.

Delivery is an integral part of this specification and failure to comply will be cause to initiate a D.O.T. Administrative Form WV-82, Vendor Performance Form. The WV-82 Form will provide a means of officially notifying the Purchasing Division and the vendor of unsatisfactory performance; such as late deliveries, poor service, inadequate parts supplies, etc.

The decision to initiate subject Form will be at the sole discretion of the D.O.H. Commissioner's established Equipment Review Board.

Issuance of the WV-82 Vendor Complaint Form on unsatisfactory delivery against any vendor will be cause to refuse to consider similar items from those vendors on future Request For Quotations.

(NOTE: Delivery time could be altered due to labor strikes, severe inclement weather conditions, etc.)

5.0 AWARD CRITERIA

- 5.1 DOH will recommend the award in accordance with the RFQ evaluation criteria described in the requisition. **The award shall be made to the lowest unit cost vendor that meets or exceeds the specifications.** DOH reserves the right to place multiple orders in any quantity.

6.0 SPECIFICATIONS AND GUIDELINES - GENERAL

6.1 IDENTIFICATION OF THE UNIT BEING PROPOSED

The bidder must identify the unit by manufacturer, model, series, and year of manufacture, to enable identification by DOH in the manufacturer's specifications of the proposed unit. The bidder will submit complete descriptive literature of the proposed unit, to establish that the bid is the manufacturer's most current model, including latest engineering improvements, which have been, or will imminently be,

regularly advertised and sold on the open market. The unit specified herein and offered to be manufactured after January 1, 2010 and be clearly identified and marked with date of manufacture.

6.2 OPERATING AND SERVICE MANUALS AND PARTS LISTS

An operator's manual must be included with each unit upon delivery. A "line sheet" (if applicable) and Equipment Preventative Maintenance Questionnaire (as shown in X6.2 of the Bidder's Evaluation Report) must be with pilot unit upon delivery. In addition, there must be 12 service, shop, or maintenance manuals; ten (10) to be distributed to the Districts and two (2) for the Equipment Division. Also, there must be 14 parts manuals; ten (10) to be distributed to the Districts and four (4) for Equipment Division use. CD ROM is preferred in lieu of parts or service manuals.

* **NOTE: MANUALS SHALL BE DELIVERED UPON COMPLETION OF DELIVERY OF TOTAL UNITS. FAILURE TO DO SO WILL DELAY PAYMENT.**

6.3 TRAINING:

Manufacturers and/or dealers will be required to stage a thorough seminar on the subjects of Preventative Maintenance, Operator and Mechanic Training. **In order to keep the operators and mechanics updated, the successful vendor shall conduct training with each purchase order against this open end contract.** Training is preferred within 2 working days after delivery of the pilot unit on the individual purchase order.

Manufacturers and/or dealers shall be required to furnish the Training Academy with one (1) Operator's Manual to be shipped direct to WVDOH Training Academy, Post Office Box 610, Buckhannon, West Virginia 26201 prior to delivery of the pilot.

The seminar to be held at the W. Va. Division of Highways, Equipment Division, Buckhannon, West Virginia.

6.4 PREVENTIVE MAINTENANCE AND OPERATOR PROCEDURES:

Manufacturers and/or dealers will be required to submit to the Equipment Division, in addition to the operating and service manuals, booklets and pamphlets explaining the Preventive Maintenance and Operator Procedures to be used by the operators of this equipment, and must include such things as daily prestart inspection procedure, service schedule, and routine maintenance required, safety precautions, etc.

The successful vendor shall furnish all training aids; i.e., videos, projectors, etc. required in conducting the training.

6.5 WARRANTY AND SERVICE POLICY

The Manufacturers warranty or service policy is to apply to the unit. Such warranty or service policy is to be recognized at any authorized unit dealer, representing manufacturer of proposed unit throughout the State of West Virginia. The applicable warranty or service policy will not be contingent upon obtaining routine service, lubrication, and servicing of the unit from factory authorized agencies. It will be the responsibility of the bidder to have available labor to repair or replace any defective replacement parts, components and materials, and to have available those replacement parts, components, and/or materials found to be defective during the terms of the warranty period. The bidder should state the labor rates, locations where parts will be stocked, availability of parts, and discounts offered for parts, when terms of the warranty offer a pro-rated cost for parts and labor. In addition, the successful bidder should offer field work to repair or replace defective parts, components, and materials found to be defective during the terms of the warranty and should provide mechanic's travel rates, mileage charges, field mechanic rates, and any surcharge for miscellaneous items, if applicable, for field work during the warranty period. Submit to Division of Highways any technical or engineering improvements during the term of the warranty. **The unit must be accompanied upon delivery by the unit's manufacturer's executed warranty or service policy.**

A mandatory minimum two (2) year bumper to bumper basic parts and labor warranty excluding abuse and normal wear items is required for this unit.

THE "WARRANTY AND SERVICE POLICY QUESTIONNAIRE" ATTACHED IN THE BIDDER'S EVALUATION REPORT MUST BE COMPLETED IN ITS ENTIRETY BY THE SUCCESSFUL BIDDER OR MANUFACTURER PRIOR TO DELIVERY OF THE PILOT MODEL. (SEE SECTION X6.5 OF BIDDER'S EVALUATION REPORT).

6.6 EVALUATION COMMITTEE REQUIREMENTS

Detailed component specifications, product literature, component models, required for specification compliance determination by the Evaluation Committee should be provided with each bid. Any information supplied that is contrary to/or conflicting with the specifications and/or attached Bidders Evaluation Report may be sufficient cause for rejection of bid.

6.7 UNSPECIFIED ACCESSORIES & FEATURES

All parts, equipment, accessories, material, design and performance characteristics not specified herein, but which are necessary to provide a complete unit, must be furnished with each unit and required to conform to strength, quality of material, and quality of workmanship to those which are advertised and provided to the market in general by the unit industry.

All parts and accessories advertised and regularly supplied as standard shall be included, except those which would represent duplication of these specified, and except those which, by specification, are not to be furnished. All standard safety features, required by Federal and State Law, shall be included.

7.0 SPECIFICATIONS OF THE GRADER ARE AS FOLLOWS:

8.0 GENERAL:

This specification covers an articulated frame, all wheel drive, front wheel steerable motor grader, with diesel engine and a full power shift transmission. The motor grader shall be of conventional design and heavy duty construction. Units shall be delivered complete with all the manufacturers currently advertised standard features unless specifically addressed herein.

8.1 Operational Use:

The grader shall perform the following types of work under full control, completely free of conditions requiring undue operator effort.

- 1. General maintenance and improvements to existing roads**
- 2. Coarse and fine grading and spreading**
- 3. High and low bank sloping**
- 4. Clearing slides**
- 5. Scarifying**

- 6. Ditching, including reconditioning old ditches and cutting new ditches, which at times will include deep ditching**
- 7. Wind Rowing**
- 8. Snow and Ice Removal**

- 8.1.1** The grader shall be capable of carrying out any of the above operations under all types of conditions ranging from light soils to rocky materials.
- 8.1.2 The grader to be capable of operating on mountain roads of low construction standards having sustained grades in excess of 7% and steep pitches up to 18%
- 8.1.3 The State requires proof that the motor grader meets the reserve tractive effort requirements as listed in Section 8.1.4. **A copy of the test results, certified by an independent test facility with proper qualifications, must be offered with the Request For Quotation as acceptable proof.**
- 8.1.4** The minimum blade HP point shall be 30,603
- 8.1.5 The basic operating weight should exclude: (A) Front Mounted scarifier (B) Hydro-inflation and (C) Wheel or tire ballast
- 8.1.6 The size grader covered by this specification to have a basic operating weight of not less than 34,000 lbs.
- 8.1.7** Minimum wheelbase of 233 inches. (Distance from the center of front axle to the center line of the rear main tandem drive axles.)
- 8.1.8 Not less than 65% nor more than 75% of this weight should be carried by the tandem driving axles.
- 8.2 Engine: Shall be designed and built by the manufacturer.**
- 8.2.1** Shall be EPA Tier 3 - 2010 certified. Engine shall be a turbo-charged, direct injection, 4 stroke 6 cylinder diesel engine.
- 8.2.2** Engine displacement shall not be less than 6.6L
- 8.2.3** Minimum flywheel HP 148 with all wheel drive system engine
- 8.2.4** Engine provided should be 403 C.I.D. minimum
- 8.2.5 Engine to be equipped with an adequate and efficient lubrication system and fuel injection mechanism.
- 8.2.6 Engine manufacturers heavy duty fuel filtering system
- 8.2.7 Engine manufacturers full flow type lubricating oil filter

- 8.2.8 The air cleaner to be the dual element type (primary and safety dry type elements) with a built-in precleaner section and automatic dust ejection
- 8.2.9 Air cleaner hose to be of the metal or heavy duty flexible non-collapsible type, with metal or molded rubber elbows. (Wire reinforced hose is not acceptable.)
- 8.2.10 All air cleaner connections to be banded
- 8.2.11 Filter should be located inside of hood or at location protected from contaminants thrown by tandem wheels
- 8.3 Engine Governor:
- 8.3.1 Engine to be equipped with a variable speed governor of the mechanical or hydraulic type and **shall be driven from the engine**
- 8.3.2 Provisions should be made for permitting regulation of the governed speed-setting throughout the engine load range while the engine is in operation
- 8.4 Cooling System:
- 8.4.1 **The engine cooling system to be maximum available from the manufacturer and have an operating ambient temperature range of -34°F. to +125°F.**
- 8.4.2 Coolants system to be filled with extended life permanent type anti-freeze with freeze protection to -34°F
- 8.4.3 Cooling system to include manufacturers heavy duty radiator protected by a guard, a rearward exhaust fan, a circulating water pump and a thermostat and by pass for warm up. **Engine fan shall automatically adjust fan speed by a variable hydraulic fan pump to meet engine cooling requirements.**
- 8.5 Engine Housing:
- 8.5.1 The engine to be protected with a metal hood and manufacturers lockable side panels (keyed alike)
- 8.6 Engine Starting System:
- 8.6.1 **The grader shall be provided with manufacturers heavy duty starting system and keyed ignition system with two (2) keys**
- 8.6.2 Starting system to be capable of cranking the engine in ambient temperature of -30°

- 8.6.3 A concealed electrical disconnect switch to prevent unauthorized starting of the grader to be provided
- 8.7 Fuel Tank(s):
- 8.7.1 **Manufacturers standard fuel tank(s) (minimum 90 gallon capacity) is (are) acceptable and are to be located so as not to be affected by heat from engine, exhaust piping, or muffler**
- 8.8 **Power Shift Transmission: Transmission shall be designed and built by the machine manufacturer**
- 8.8.1 **The transmission shall be direct drive, power shift, counter-shaft type.**
- 8.8.2 **Transmission direction and gear shifting shall be electronically and proportionally controlled from forward to reverse and from gear to gear.**
- 8.8.3 **Transmission shall have no less than eight (8) forward speeds and six (6) reverse speeds**
- 8.8.4 **Electronic throttle control shall be available**

8.9 Travel Speeds:

- 8.9.1 **Lowest gear speed - forward (maximum) 2.4 MPH**
- 8.9.2 **Highest gear speed - forward (minimum) 28.4 MPH**
- 8.9.3 **Lowest gear speed - reverse (maximum) 2.0 MPH**
- 8.9.4 **Highest gear speed - reverse (minimum) 22.4 MPH**

8.10 Final Drive:

- 8.10.1 All shafts, gears, sprockets, chains, bearings, etc. should be of sufficient strength and capacity to safely transmit full power of the engine to the driving wheels without component failure
- 8.10.2 All gears and sprockets are to be machine cut
- 8.10.3 Drive gears to run in oil bath
- 8.10.4 All driving mechanisms should be fully enclosed and protected against lubricant leakage, dust, dirt, water, etc.
- 8.10.5 Tandem frames to be mounted on and pivot about the axle so that equal weight is carried on all four (4) wheels when operating over rough terrain without effecting the evenness of the blade cut
- 8.10.6 Tandem oscillation to be not less than 15° upward from the horizontal and not less than 25° down.
- 8.10.7 A stop to be permanently attached to the grader to limit or prevent tandem oscillation (or in lieu of a stop) lifting attachment may be located at the center of the tandem to prevent tandem case oscillation or damage during loading or shipment
- 8.10.8 The differential lock/unlock to be operator controlled
- 8.10.9 **The differential lock/unlock shall be electro-hydraulically controlled with no speed restrictions for engaging/disengaging.**

8.11 Front Axle:

- 8.11.1 **The front axle shall be an arched design for maximum clearance.**
- 8.11.2 Axle to be fitted with leaning type wheels and operating mechanism
- 8.11.3 The wheel tilting mechanism should eliminate locking and jumping

- 8.11.4 **Maximum front wheel lean shall be no less than 18° to the right and left of vertical**
- 8.11.5 **Positive means shall be provided to prevent tires from rubbing when in the extreme leaning position**
- 8.11.6 **Front wheel hubs to not extend beyond the tire line**
- 8.11.7 **Unit shall be equipped with the manufacturers all wheel drive system in order to improve tractive effort and steering control in slippery conditions**
- 8.11.8 **The all wheel drive system shall produce a maximum stall torque of no less than 10,325 lb ft.**
- 8.11.9 **All wheel drive system offered by successful dealer and/or manufacturer shall include warranties which are covered by the motor grader manufacturer**
- 8.11.10 **All wheel drive system engage/disengage must be accessible at operators station and without any manual connect/disconnect procedure.**

- 8.12 **Electrical:**
 - 8.12.1 **The voltage rating of the electrical system to be that regularly provided by the manufacturer as standard equipment**
 - 8.12.2 **Wiring to be enclosed in a harness formed of non-metallic loom and securely anchored to the frame in protected locations**
 - 8.12.3 **Any wiring in exposed locations that are subject to damage in normal use to be enclosed in conduit**
 - 8.12.4 **All electrical wiring between the engine and alternator to other parts of the unit to be connected by a plug type disconnect block with a prong and a receptacle configuration such that it will fit together only one way and located convenient to the engine**
 - 8.12.5 **Lighting Equipment:**
 - 8.12.5.1 **Two (2) sealed beam halogen headlights with high/low beam switch operated from the cab**
 - 8.12.5.2 **Headlights to be mounted within the width of the cab**
 - 8.12.5.3 **Separate front (amber) and rear (red) turn signals to be provided**

- 8.12.5.4 Lamps to be mounted within the width of the cab on the front and rear or rear lamps may be mounted within the width of the radiator or engine housing
- 8.12.5.5 All lamp sockets to be brass or other corrosion resistant material
- 8.12.5.6 Turn signals should incorporate a heavy duty flasher
- 8.12.5.7 Operator controlled four way hazardous warning signal with convenient cab located switch
- 8.12.5.8 Sealed beam halogen work light should be provided on each side of the front lower section of the cab
- 8.12.5.9 Work lights to be swivel mounted to facilitate lighting of the blade working area, to be switched and marked at cab location
- 8.12.5.10 Sealed beam back up light to be provided
- 8.12.5.11 Manufacturers stop-tail lights to be recessed and shock mounted
- 8.12.5.12 Manufacturers standard instrument lighting package
- 8.12.5.13 Interior cab light to be manufacturers standard for proposed model
- 8.12.6 A warning horn to be furnished and mounted at the front of the operators compartment with the horn switch within easy reach of the operator
- 8.12.7 Manufacturers OSHA approved backup alarm to be provided
- 8.12.8 All lights to be controlled by manufacturers heavy duty switches mounted at instrument panel
- 8.12.9 All circuits to be protected by re-set circuit breakers or fuses
- 8.12.10 Lighting circuits to be wired so that if a short occurs engine shutdown will not occur
- 8.12.11 **Batteries** to be the type commonly used by the manufacturer in a heavy duty application with **maximum CCA capacity available from the motor grader manufacturer**
- 8.12.12 Batteries to be maintenance free heavy duty with **minimum of 1125 CCA**
- 8.12.13 Manufacturers battery(ies) hold down device to be provided

8.12.14 Battery(ies) to be easily accessible for servicing and be delivered with electrolyte installed

8.13 Wheels/Tires:

8.13.1 Graders to be provided with six (6) wheels, two (2) wheels on the front axle and four (4) wheels arranged in tandem on the rear axle with manufacturers drive available at all six (6) wheels.

8.13.2 Both front and rear to be tubeless type radial and 14.00 x 24, 12 ply rating

8.13.3 Tires to be mounted on 10 inch wide rims

8.13.4 **Rims, valves, caps shall conform to the standards of the Tire and Rim Association**

8.13.5 **Tires must be capable of accomplishing to the State's satisfaction all applications listed in Section 8.1, special mention is made of deep ditching and traction for steep grades when performing heavy grading functions**

8.14 Braking Systems:

8.14.1 **The service brakes shall be multi-disc, oil cooled and completely sealed**

8.14.1.1 **Service brakes shall be hydraulically actuated, utilizing dual independent brake circuits**

8.14.1.2 Wet disc type inboard on all wheels

8.14.2 **Parking brake shall be multi-disc, oil cooled, spring applied, hydraulically released, sealed adjustment free and integrated into the transmission.**

8.14.3 All brake lines and hoses should conform to SAE-J1047

8.14.4 The service brake system to incorporate a stored energy source, and accumulator, or other means to effectively allow full operator application of the brake system in the event any of the following fail; the engine, hydraulic, or air pump

8.14.5 **In addition to the above requirements, the service braking, emergency stopping, and parking systems shall conform to the requirements of SAE-J11152**

8.15 Controls:

8.15.1 Controls for steering and operating the grader, including the leaning of the front wheels, should be of the full hydraulic type

- 8.15.2 Controls to permit simultaneous operation of at least three (3) functional components without appreciable loss of component speed or power
- 8.15.3 Links, cams, gears, etc. in the control mechanisms to withstand the maximum stresses imposed upon them under normal operating conditions
- 8.15.4 Ball joints and split bearing to be provided with shims or other means of adjusting for wear and to be equipped with high pressure lubrication fittings
- 8.15.5 Hydraulic power steering system to be provided with stopped engine steering capability meeting SAE-J53
- 8.15.6 Hydraulic system to be protected against the entrance of contamination and complete with the manufacturers recommended operating accessories to include an efficient filtering system easily accessible for cleaning and replacement
- 8.15.7 High pressure lines to be suitable for the system design pressure
- 8.15.8 The hydraulic control system to be equipped with a pressure relief valve and an overload relief which will automatically reset when overload is cleared or pressure-compensated system
- 8.15.9 The hydraulic system to be capable of providing a moldboard lift speed of at least 3 inches per second
- 8.15.10 Hydraulic system to have double acting anti-drift check valves on blade lift, tilt, circle shift, articulation, leaning wheels, and scarifier
- 8.16 Circle and Moldboard:
 - 8.16.1 The moldboard circle and drawbar assembly to be such as to permit the grader to perform all operations specified herein and should be attached to the frame by a swivel hitch mechanism
 - 8.16.2 Moldboard to be equipped with a hydraulically operated side shift to the right and left of center position
 - 8.16.3 Moldboard controls to provide a float position
 - 8.16.4 Moldboard to be constructed of high carbon steel or alloy steel securely mounted and designed to give a rolling tumble of materials

- 8.16.5 Minimum dimensions to be as follows:**
- 8.16.5.1 Length - 12 feet**
 - 8.16.5.2 Width (measured along curve) - 2 feet**
 - 8.16.5.3 Thickness – 7/8 inches**
 - 8.16.5.4 Maximum depth of cut – up to 28.3 inches**
 - 8.16.5.5 Lift above ground level – 16.8 inches**
 - 8.16.5.6 Reach outside tire line left – 68.6 inches; right - 75 inches**
 - 8.16.5.7 Bank sloping angle - 90°left and 90°right**
- 8.16.6** Moldboard is to be punched for standard replaceable cutting blades and replaceable end bits
- 8.16.7** All holes for cutting edges to be drilled or punched to accommodate a standard 3/4 inch plow bolt with hex nut
- 8.16.8** The moldboard circle to be provided with shims or other adequate means of adjustment for wear
- 8.16.9** A hydraulically operated power tilt moldboard to be furnished
- 8.16.10** The design of the moldboard to be such that full 360° rotation can be accomplished with the blade slightly raised without manipulation of controls other than power shifting to clear tires, transmission or other integral parts of the machine
- 8.16.11** The normal operating range to be controlled from the operators station and be not less than from a position of ditching forward and backward on either side of the grader to a bank-sloping position of 90° on the right side without removing the scarifier
- 8.16.12** For bank-sloping positions of 45° or more, the lower point of the blade at ground level to be at, or outside of, the line of tires so that a smooth cut to the bottom of the slope may be obtained without placing the wheels on the slope
- 8.16.13** **No movement or combination of movements or adjustments of the moldboard assembly, when operated in accordance with manufacturers guidelines, shall cause any part of the actuating mechanism to contact any structural mechanism or structural part of the grader in such a manner as to damage structure or mechanism. (ELECTRIC LIMIT SWITCHES TO PROVIDE THIS PROTECTION WILL NOT BE PERMITTED)**

8.16.14 The grader blade should not lower its position more than 1/4 inch per hour when the blade is in the raised position and all controls are in neutral and engine off

8.16.15 Unit to be equipped with manufacturers blade lift accumulators and side shift accumulators

8.17 Scarifier:

8.17.1 A scarifier to be furnished with each grader; front mounted

8.17.2 Scarifier to be of the V-type, power control operated, and **must be equipped with removable teeth having replaceable points**

8.17.3 Scarifier cutting width **47.4 inches minimum**

8.17.4 Number of teeth - **5 minimum**

8.17.5 Weight - **865 lbs. minimum**

8.17.6 Scarifier must allow grader to ditch when in raised position (**SWINGING SCARIFIER IS NOT ACCEPTABLE**)

8.17.7 Scarifier to be manufacturers standard for model bid, mounted on front of grader

8.18 ROPS Cab (Low Profile):

8.18.1 The graders to be furnished with R.O.P.S. Cab, conforming to SAE J-1040

8.18.2 Cabs to be completely enclosed, with door on each side, constructed of heavy gauge material and equipped with manufacturers tinted safety glass at all locations to provide 360° visibility

8.18.3 All controls for operating and steering to be mounted inside of the cab

8.18.4 The cab doors to be lockable, keyed alike, and provided with fasteners to hold doors open during operation

8.18.5 Windshield and rear window to be provided with manufacturers electrically operated windshield wipers and washers

8.18.6 An adjustable review convex mirror to be provided and mounted inside cab to afford a clear vision to the rear of the grader

8.18.7 Cab to have heat and air; and also, front and rear windshield defroster

- 8.18.8 Instrument panel to be located convenient to the seated operator
- 8.18.9 **Manufacturers standard instrumentation to be furnished but to include a positive means of monitoring vital systems to include the following as a minimum:**
 - 8.18.9.1 **Engine oil pressure, engine coolant temperature, electrical system, torque converter temperatures and transmission pressure (if applicable) and hydraulic oil temperature**
 - 8.18.10 Manufacturers warnings: Audio and/or lights are required on engine oil pressure, engine coolant temperature, and electrical system
 - 8.18.11 Operators position to include seat fully cushioned of the full suspension type, cloth covered, vertical and horizontal adjustments, padded arm rests, and manufacturers recommended seat belt system with retractors
- 8.19 **Equipment and Accessories:**
 - 8.19.1 Vandalism protection kit to include locking type caps for all exposed filler caps
 - 8.19.2 Tool box to be weather resistant, lockable
 - 8.19.3 Articulation position indicator
 - 8.19.4 Hour meter at dash board location (engine oil pressure activated)
 - 8.19.5 Air cleaner rain cap
 - 8.19.6 Dash mounted air filter service indicator
 - 8.19.7 Engine block heater; thermostat controlled
 - 8.19.8 Deflector type exhaust stack
 - 8.19.9 Muffler
 - 8.19.10 Fuel gauge dial type dash mounted
 - 8.19.11 AM/FM radio, installed complete with antenna mounted in such a manner as to prevent being damaged by tree limbs, etc.
 - 8.19.12 Manufacturers installed pressurized cab air conditioning system

8.19.13 Strobe light hinged and protected to be dual flash high intensity Target Tech Model Multi-flash 5x, 12/48 UDC, 11 joules, generating not more than 1.0 uv of interference on a radio receiver with 12 db of quieting

8.20 Paint:

8.20.1 The motor grader and attachments are to be painted manufacturers standard

8.21 Safety:

8.21.1 All exposed parts subject to high operating temperature or energized electrically shall be located, insulated, enclosed, or guarded so as to prevent hazards to operating personnel.

8.21.2 All moving parts which are of such a nature or so located as to be a hazard to operating personnel shall be enclosed or guarded.

8.21.3 Protective devices shall not impair operating functions.

8.21.4 Handles and non-skid steps shall be of size, shape, and location to permit safe mounting and dismounting.

8.22 Vendor must certify that grader and attachments offered will meet or exceed the "Occupational Safety and Health Act of 1970" or subsequent changes that are in effect at time of manufacturer of the unit.

8.23 Advertising: Only one (1) manufacturer name plate, which must include model number, may appear on exterior of unit. Logos created through the stamping or casting process of manufacture are also acceptable. No logo will interfere with the Department's striping and logo.

8.24 Preventive Maintenance and Operators Orientation/Training:

8.24.1 The Manufacturer or Dealer shall provide a one (1) day preventive maintenance/operator orientation seminar to be conducted at the Equipment Division, Buckhannon. All training aids, i.e. videos, charts, manuals, etc., to be furnished by successful vendor.

The successful vendor shall furnish all training aids; i.e. videos, projectors, etc., required in conducting the training.

9.0 HYDRAULICALLY CONTROLLED REVERSIBLE FRONT MOUNTED
SNOWPLOW

9.1 **General:**

The hydraulically controlled reversible front mounted snow plows shall be designed to fit and be fully compatible with the proposed motor graders. The plows shall be designed for use in snow and light earthmoving. They should be easily removable for transportation.

9.1.1 **Blades shall be complete with all necessary cab controls and mounting hardware.**

9.2 Specifications for Plow:

9.2.1 Manufacturer's standard warranty to be provided

9.2.2 **Moldboard length: 12 feet minimum**

9.2.3 **Moldboard height: 48 inches minimum**

9.2.4 Reversing Cylinders:

9.2.4.1 Plow should consist of two (2) double acting hydraulic cylinders of at least three (3) inch inside diameter with a piston rod at least 2 (two) inches, chrome plated with a stroke of at least 10 inches.

9.2.4.2 **These cylinders to be capable of reversing the plow from 35° right and 35° left minimum**

9.2.4.3 **Cylinder mounting pins to be minimum of one (1) inch diameter**

9.2.5 Cushion Valves:

9.2.5.1 A cushion valve to be included in the hydraulic reversing system as a safety factor to help protect the cylinders.

9.2.6 **Cutting Edge: 5/8 inch x 8 inches x 120 inches minimum and compatible with the plow**

9.2.7 Wear shoes to number at least two (2)

9.2.8 **Vertical Ribs: Minimum of five (5)**

9.2.9 Hitch: Front mounted, quick coupler, coupling system

WEST VIRGINIA DEPARTMENT OF TRANSPORTATION
DIVISION OF HIGHWAYS
EQUIPMENT DIVISION

BIDDER'S EVALUATION REPORT

PROCUREMENT SPECIFICATIONS FOR OPEN END CONTRACT
NO. 405-1-I

MOTOR GRADER, ARTICULATED ALL WHEEL DRIVE,
REVERSIBLE FRONT MOUNTED SNOWPLOW

NOTE TO BIDDER: Procurement Specification No. 405-1-I, Paragraph 2.0 recommends the completion and submittal of this Report with your bid. Purpose of this Report is to enable the West Virginia Division of Highways Evaluation Committee to make full and fair evaluation of the bid. Addendums in order, along with a summary of exception as a separate attachment, should be with Bidder's Evaluation Report.
FAILURE TO SUBMIT THIS REPORT, COMPLETE IN ITS ENTIRETY, MAY SUBJECT THE BIDDER TO DISQUALIFICATION.

Reference Requisition No.: 7011EC09

Bidder's Name: Rudd Equipment Company

Address: PO BOX 610, Nitro, WV 25143

Telephone Number: 304-755-7788

Years Bidder has been registered to do business with the State of West Virginia: 25 YRS.

Years Company has been an authorized dealer for proposed unit: 30 YRS.

X3.2 Have you complied with all mandatory specifications? YES NO

X4.2 DELIVERY:

X4.2.1 Delivery date of completed representative unit: 120 Calendar Days After
Receipt of Purchase Agreement

X4.2.2 Delivery date of balance of completed units: 90 Calendar Days After Receipt of
Purchase Agreement

X5.0 AWARD CRITERIA;

X5.1 Price per unit:

242,750.00 per unit

X6.0 SPECIFICATIONS - GENERAL

X6.1 Manufacturer, model, series, and date of manufacture of proposed unit:

VOLVO G946 2011

Is descriptive literature, fully describing proposed unit attached to your bid? YES NO

If not, why? _____

X6.2 Will the required number of service manuals, and complete parts list be delivered to the Equipment Division at Buckhannon upon completion of delivery of total units?

YES NO

Will the required Equipment Preventive Maintenance Form (Section X6.2 of Bidders Evaluation Report) be provided upon inspection of the pilot unit?

YES NO

X6.2
2-10-00

EQUIPMENT PREVENTATIVE MAINTENANCE QUESTIONNAIRE

THIS FORM MUST BE COMPLETED IN ITS ENTIRETY BY SUCCESSFUL BIDDER OR MANUFACTURER'S TECHNICAL REPRESENTATIVE PRIOR TO DELIVERY OF PILOT MODEL TO THE WVDOH.

DESCRIPTION: _____ MAKE: _____

MODEL: _____ YEAR: _____ PURCHASE AMOUNT: _____

ENGINE: MAKE: _____ MODEL: _____ FUEL TYPE: _____

HORSEPOWER: _____ CYLINDER: _____ ENGINE SERIAL: _____

COOLING SYSTEM CAPACITY: _____

BELTS:	DESCRIPTION:	PART NUMBERS:
	_____	_____
	_____	_____

GVW: _____ AXLE CAPACITY: FRONT: _____ REAR: _____

TIRES: FRONT MAKE & SIZE: _____

REAR MAKE & SIZE: _____

DIMENSIONS OF UNIT: LENGTH: _____ WIDTH: _____ LENGTH: _____

VENDOR CONTACT PERSON: _____ PHONE: _____

PARTS:

BATTERY MAKE: _____ MODEL: _____ CCA: _____

TOP OR SIDE POST: _____ DIMENSIONS: LENGTH _____ WIDTH _____ HEIGHT _____

SPARK PLUGS OR FUEL INJECTORS MAKE: _____ PART # _____

FUEL PUMP OR INJECTION PUMP MAKE: _____ MODEL: _____

ALTERNATOR MAKE: _____ PART #: _____

STARTER MAKE: _____ PART #: _____

TURBO CHARGER MAKE: _____ PART #: _____

TRANS. MAKE: _____ MODEL: _____ AUTO/MANUAL: _____

HYDRAULIC PUMP MAKE: _____ MODEL: _____

FILTERS	MAKE	PART NO.	LUBRICANT	MANUFACTURER TYPE
OIL	_____	_____	ENGINE	_____
AIR INNER	_____	_____	TRANSMISSION	_____
AIR OUTER	_____	_____	POWER STEERING	_____
FUEL PRIMARY	_____	_____	HYDRAULIC	_____
FUEL SECONDARY	_____	_____	DIFFERENTIALS	_____
COOLANT	_____	_____	BRAKE FLUID	_____
HYDRAULIC	_____	_____	COOLANT	_____
OTHER	_____	_____	OTHER	_____

X6.3 TRAINING:

Will training seminar be conducted on Preventive Maintenance, Operator and Mechanic Training YES ___ NO

Will you conduct training with each purchase order against this open end contract? YES ___ NO

Will training be conducted within 2 working days from the delivery of the pilot unit on the individual purchase order? YES ___ NO

If NO, explain time frame _____

Will an Operator's Manual be furnished directly to Training Academy prior to the delivery of the pilot? YES ___ NO

X6.4 If you are the successful vendor, will you furnish all training aids, i.e., videos, projectors, required in conducting the training? YES ___ NO

X6.4.1 Will all manuals, booklets, etc. explaining preventive maintenance, operator procedures, and service schedule be delivered with each unit? YES ___ NO
If NO, explain _____

X6.5 WARRANTY AND SERVICE POLICY

Will the warranty and service you provide comply with all areas as stated in Section 6.5 of specifications YES ___ NO

Is warranty literature attached? YES ___ NO

Is a minimum two (2) year bumper to bumper basic parts and labor warranty excluding abuse and normal wear items included? YES ___ NO

Describe: Attached

X6.5 WARRANTY AND SERVICE POLICY QUESTIONNAIRE

THIS FORM MUST BE COMPLETED IN ITS ENTIRETY AND SUBMITTED WITH YOUR BID.

(If additional lines are needed, make copies of form.)

1. Define the terms of the standard warranty. If not offered, so state. (Attach copy)
2 year or 4000 hour standard warranty, whichever occurs first

2. Define warranty service to be performed at DOH facilities and warranty service to be performed at manufacturer's representative facility. List name and location of manufacturer's representative.
on site inspections at 100 & 1000 hours
Nitro, WV

3. List locations for parts inventories that are within the State of West Virginia. Also, list availability levels, if known.
Nitro, WV

4. During the term of warranty, list the guarantee discount to manufacturer's published list price for parts that bidder will sell the parts to owner.

- A. Terms: Net 30 Manufacturer's published list price less: 0 % discount
- B. Terms: Net 60 Manufacturer's published list price less: _____ % discount
- C. Terms: Net 90 Manufacturer's published list price less: _____ % discount

5. During the term of warranty, will all manufacturers or engineering improvements be submitted to Division of Highways? X YES ___ NO

6. During the term of warranty, list the guaranteed rates charged for repair to the unit.

- A. Shop Rate \$ 9900 per mechanic hour
- B. Travel Time Charge \$ 9900 per mechanic hour
(Specify if one-way) _____; port to port _____
- C. Mileage Charge \$ 2.75 per vehicle mile
(Specify if one-way) _____; port to port _____
- D. Field Mechanic Rate \$ 9900 per mechanic hour
- E. Specify period of time that prices are in effect: 7/31/11
- F. Surcharge for miscellaneous items: 0 %

X6.6 EVALUATION COMMITTEE REQUIREMENTS

Is all component specifications, product literature, component models provided for Evaluation Committee bid determination?

YES NO

X6.7 Will all parts, equipment, accessories, material, design and performance characteristics not specified herein, but which are necessary to provide a complete unit, be furnished with the unit and conform in strength, quality of material, and quality of workmanship to those which are advertised and provided to the market in general by the unit industry?

YES NO

X6.7.1 Are all parts and accessories adequate and regularly supplied as standard to be included except those which may be duplications of specifications herein, and except these by specification are not to be furnished?

YES NO

X6.7.2 Are all standard safety features that are required by Federal and State statutes of law included?

YES NO

X7.0 SPECIFICATIONS OF THE GRADER ARE AS FOLLOWS:

The bidder should complete the following schedule in order for the Division to compare the actual bid unit to the specifications. Should the bidder except a requirement, then such exception may be only on the basis that such feature is not offered by the manufacturer. The Division will have the sole discretion as to whether the bidder's substitution meets the requirements of the specifications.

X8.0 GENERALSPECIFICATIONS OF THE QUOTED UNIT - Grader

The bidder should complete the following schedule in order for the Division to compare the actual bid unit to the specifications. Should the bidder except a requirement, then such exception may be only on the basis that such feature is not offered by the manufacturer. **The Division will have the sole discretion as to whether the bidder's substitution meets the requirements of the specifications.**

Manufacturer: Volvo Model: G946

Is proposed motor grader an articulated frame all wheel drive front wheel steerable, with diesel engine, full power shift transmission conventional design and heavy duty construction delivered complete with all manufacturers currently advertised standard features unless specifically addressed herein?

YES NO

X8.1 Operational Use:

Does the grader perform the following types of work under full control, completely free of conditions requiring undue operator effort:

1. General maintenance and improvements to existing roads YES NO

2. Coarse and fine grading and spreading YES NO

3. High and low bank sloping YES NO

4. Clearing slides YES NO

5. Scarifying YES NO

6. Ditching, including reconditioning old ditches and cutting new ditches, which at time will include deep ditching YES NO

7. Wind Rowing YES NO

8. Snow and Ice Removal YES NO

X8.1.1 Is the grader capable of carrying out any of the above operations under all types of conditions ranging from light soils to rocky materials? YES NO

X8.1.2 Is the grader capable of operating on mountain roads of low construction standards having sustained grades in excess of 7% and steep pitches up to 18%? YES NO

X8.1.3 Is a copy of required test results attached that proves the motor grader meets the reserve tractive effort requirements listed in Section 8.1.4? YES NO

see brochure

X8.1.4 Blade HP point: 31,630

X8.1.5 Does the operating weight exclude:
 (A) Front mounted scarifier YES NO
 (B) Hydro-inflation YES NO
 (C) Wheel or tire ballast YES NO

X8.1.6 What is the basic operating weight of grader: 36,700 lbs.

X8.1.7 Wheelbase: 247 inches

X8.1.8 Percentage of weight carried by the tandem driving axles: 70 %

X8.2 Engine: Is it designed and built by manufacturer YES NO

Manufacturer: Volvo Model: D7

X8.2.1 Is it EPA Tier 3 certified YES NO
 Is engine turbo charged, direct injection, 4 stroke 6 cylinder diesel engine

YES NO

X8.2.2 Engine displacement: ~~4.2L~~ 7.2L

X8.2.3 Flywheel HP 235 with all wheel drive system engine

X8.2.4 Engine C.I.D.: 436

X8.2.5 Is engine equipped with adequate and efficient lubrication system and fuel injection mechanism? YES NO

X8.2.6 Is fuel filtering system engine manufacturers heavy duty system? YES NO

X8.2.7 Is oil filter engine manufacturers full flow type lubricating type? YES NO

X8.2.8 Is the air cleaner dual element type (primary and safety dry type elements) with a built-in precleaner section and automatic dust ejection? YES NO

X8.2.9 Is air cleaner hose metal or heavy duty flexible non-collapsible type, with metal or molded rubber elbows? YES NO

X8.2.10 Are all air cleaner connections banded? YES NO

X8.2.11 Is the filter located inside of hood or at location protected from contaminants thrown by tandem wheels? YES NO

X8.3 Engine Governor:

- X8.3.1 Is the engine equipped with a variable speed governor of the mechanical or hydraulic type and driven from the engine? YES ___ NO
- X8.3.2 Are provisions made for permitting regulation of the governed speed-setting throughout the engine load range while engine is in operation? YES ___ NO

X8.4 Cooling System:

- X8.4.1 Is engine cooling system maximum available from manufacturer and have an operating ambient temperature range of -34°F to +125°F? YES ___ NO
- X8.4.2 Is coolant system filled with extended life anti-freeze with freeze protection to -34°F? YES ___ NO
- X8.4.3 Does cooling system include manufacturers heavy duty radiator protected by a guard, a rearward exhaust fan, a circulating water pump, and a thermostat and by pass for warm up? YES ___ NO
- Does engine fan automatically adjust fan speed by a variable hydraulic fan pump to meet engine cooling requirements YES ___ NO

X8.5 Engine Housing:

- X8.5.1 Is engine protected with a metal hood and manufacturers lockable side panels (keyed alike)? YES ___ NO

X8.6 Engine Starting System:

- X8.6.1 Is grader provided with manufacturers heavy duty starting system and keyed ignition system with two (2) keys? YES ___ NO
- X8.6.2 Is starting system capable of cranking the engine in ambient temperature of -30°F? YES ___ NO
- X8.6.3 Is a concealed electrical disconnect switch provided to prevent unauthorized starting of the grader? YES ___ NO

X8.7 Fuel Tank(s):

- X8.7.1 Is (are) fuel tank(s) manufacturers standard 100 gallon located so as not to be affected by heat from engine, exhaust piping or muffler? YES ___ NO

X8.8 Power Shift Transmission: Is transmission designed and built by machine manufacturer YES ___ NO

- X8.8.1 Is the transmission direct drive, power shift, counter shaft type? YES ___ NO

- X8.8.2 Is transmission direction and gear shift electronically and proportionally controlled from forward to reverse and from gear to gear? YES NO
- X8.8.3 Number of forward speeds: 11 and number of reverse speeds 4
- X8.8.4 Is there electronic throttle control YES NO
- X8.9 Travel Speeds:
- X8.9.1 Lowest gear speed - forward 2.1 MPH
- X8.9.2 Highest gear speed - forward 30.8 MPH
- X8.9.3 Lowest gear speed - reverse 2.0 MPH 2.0
- X8.9.4 Highest gear speed - reverse 23.4 MPH
- X8.10 Final Drive:
- X8.10.1 Are all shafts, gears, sprockets, chains, bearings, etc. of sufficient strength and capacity to safely transmit full power of the engine to the driving wheels without component failure? YES NO
- X8.10.2 Are all gears and sprockets machine cut? YES NO
- X8.10.3 Do drive gears run in oil bath? YES NO
- X8.10.4 Are all driving mechanisms fully enclosed and protected against lubricant leakage, dust, dirt, water, etc? YES NO
- X8.10.5 Are tandem frames mounted on and pivot about the axle so that equal weight is carried on all four (4) wheels when operating over rough terrain without effecting the evenness of the blade cut? YES NO
- X8.10.6 Tandem oscillation from the horizontal in either direction: 16° and 16° down
- X8.10.7 Is a stop permanently attached to the grader to limit or prevent tandem oscillation lifting attachment may be located at the center of the tandem to prevent tandem case oscillation or damage during loading or shipment? YES NO
- X8.10.8 The differential lock/unlock controlled by? operator YES NO
- X8.10.9 The differential lock/unlock electro-hydraulically controlled with no speed restrictions for engaging/disengaging YES NO

X8.11 Front Axle:

- X8.11.1 Is the front axle arched design for maximum YES ___ NO
- X8.11.2 Is axle fitted with leaning type wheels and operating mechanism? YES ___ NO
- X8.11.3 Does the wheel tilting mechanism eliminate locking and jumping? YES ___ NO
- X8.11.4 The front wheel lean is 18 ° to the right and left of vertical
- X8.11.5 Is positive means provided to prevent tires from rubbing when in extreme leaning position? YES ___ NO
- X8.11.6 Do front wheel hubs extend beyond the tire line? ___ YES NO
- X8.11.7 Is unit equipped with manufacturers all wheel drive system in order to improve tractive effort and steering control in slippery conditions? YES ___ NO
- X8.11.8 Stall torque of all wheel drive system _____ lb ft (Signature)
- X8.11.9 Does the all wheel drive system offered include warranties which are covered by the motor grader manufacturer? YES ___ NO
- X8.11.10 Is all wheel drive system engage/disengage accessible at operators station and without any manual connect/disconnect procedure YES ___ NO

X8.12 Electrical:

- X8.12.1 Is the voltage rating of the electrical system that regularly provided by the manufacturer as standard equipment? YES ___ NO
- X8.12.2 Is wiring enclosed in a harness formed of non-metallic loom and securely anchored to the frame in protected locations? YES ___ NO
- X8.12.3 Is wiring in exposed locations subject to damage in normal use enclosed in conduit? YES ___ NO
- X8.12.4 Is all electrical wiring between the engine and alternator to other parts of the unit connected by a plug type disconnect block with a prong and a receptacle configuration such that it will fit together only one way and located convenient to the engine? YES ___ NO

X8.12.5 Lighting Equipment:

- X8.12.5.1 Are two (2) sealed beam halogen headlights with high/low beam switch operated from the cab provided? YES ___ NO
- X8.12.5.2 Headlights mounted within the width of the cab? YES ___ NO

X8.12.5.3 Separate front (amber) and rear (red) turn signals? YES ___ NO

X8.12.5.4 Lamps mounted within the width of cab on front and rear or rear lamps mounted within the width of the radiator or engine housing? YES ___ NO

X8.12.5.5 Lamp sockets are brass or other corrosion resistant material? YES ___ NO

X8.12.5.6 Turn signals incorporate a heavy duty flasher? YES ___ NO

X8.12.5.7 Operator controlled four way hazardous warning signal with convenient cab located switch? YES ___ NO

~~X8.12.5.8 Sealed beam halogen work light provided on each side of front lower section of the cab?~~ YES ___ NO

X8.12.5.9 Are work lights swivel mounted to facilitate lighting of the blade working area, switched and marked at cab location? YES ___ NO

~~X8.12.5.10 Sealed beam back up light provided?~~ YES ___ NO *the operator?*

X8.12.5.11 Manufacturers stop-tail lights recessed and shock mounted? YES ___ NO

X8.12.5.12 Manufacturers standard instrument lighting package? YES ___ NO

X8.12.5.13 Interior cab light manufacturers standard for proposed model? YES ___ NO

X8.12.6 Warning horn mounted at the front of the operators compartment and horn switch within easy reach of the operator? YES ___ NO

X8.12.7 Manufacturers OSHA approved backup alarm provided? YES ___ NO

X8.12.8 Lights controlled by manufacturers heavy duty switches mounted and marked at instrument panel? YES ___ NO

X8.12.9 All circuits protected by re-set circuit breakers or fuses? YES ___ NO

X8.12.10 Lighting circuits wired so that if a short occurs engine shutdown will not occur? YES ___ NO

X8.12.11 Are the batteries the type commonly used by manufacturer in a heavy duty application with maximum CCA capacity available from the motor grader manufacturer? YES ___ NO

X8.12.12 Batteries are maintenance free heavy duty? YES ___ NO CCA: 1125

X8.12.13 Is a hold down device provided for manufacturers battery(ies)? YES ___ NO

X8.12.14 Are battery(ies) easily accessible for servicing and delivered with electrolyte installed? YES ___ NO

X8.13 Wheels/Tires:

- X8.13.1 Are graders provided with six (6) wheels, two (2) wheels on front axle and four (4) wheels arranged in tandem on the rear axle with manufacturers drive available on all six (6) wheels?
 YES NO
- X8.13.2 Are front and rear tires 14.00 x 24, 12 ply rating tubeless type radial? YES NO
- X8.13.3 Are tires mounted on 10 inch wide rims? YES NO
- X8.13.4 Do rims, valves, caps conform to the standards of the Tire and Rim Association?
 YES NO
- X8.13.5 Are tires capable of accomplishing to the State's satisfaction all applications listed in Section 8.1 with special mention made of deep ditching and traction for steep grades when performing heavy grading functions?
 YES NO

X8.14 Braking System:

- X8.14.1 Are the service brakes multi-disc, oil cooled, and completely sealed YES NO
- X8.14.1.1 Are service brakes hydraulically actuated, utilizing dual independent brake circuits
 YES NO
- X8.14.1.2 Wet disc type inboard on all wheels? YES NO
- X8.14.2 Is parking brake multi-disc, oil cooled, spring applied, hydraulically released, sealed adjustment free and integrated into the transmission? YES NO
- X8.14.3 Do all brake lines and hoses conform to SAE-J1047? YES NO
- X8.14.4 Does service brake system incorporate a stored energy source and accumulator or other means to effectively allow full operator application of the brake system in the event of engine failure, hydraulic failure, or air pump failure? YES NO
- X8.14.5 Does the service braking, emergency stopping, and parking systems conform to SAE-J11152?
 YES NO

X8.15 Controls:

- X8.15.1 Are controls for steering and operating the grader, including leaning of the front wheels, full hydraulic type? YES NO
- X8.15.2 Do controls permit simultaneous operation of at least three (3) functional components without appreciable loss of component speed or power? YES NO
- X8.15.3 Will links, cams, gears, etc. in the control mechanisms withstand the maximum stresses imposed upon them under normal operating conditions? YES NO

- X8.15.4 Are ball joints and split bearing provided with shims or other means of adjusting for wear and equipped with high pressure lubrication fittings? YES NO
- X8.15.5 Is hydraulic power steering system provided with stopped engine steering capability meeting SAE-J53? YES NO
- X8.15.6 Is hydraulic system protected against the entrance of contamination and complete with the manufacturers recommended operating accessories to include and efficient filtering system easily accessible for cleaning and replacement? YES NO
- X8.15.7 Are high pressure lines suitable for the system design pressure? YES NO
- X8.15.8 Is hydraulic control system equipped with a pressure relief valve and an overload relief which will automatically reset when overload is cleared or pressure-compensated system? YES NO
- X8.15.9 Is hydraulic system capable of providing a moldboard lift speed of at least 3 inches per second? YES NO
- X8.15.10 Does hydraulic system have double acting anti-drift check valves on blade lift, tilt, circle shift, articulation, leaning wheels, and scarifier? YES NO
- X8.16 Circle and Moldboard:
- X8.16.1 Is the moldboard circle and drawbar assembly such as to permit the grader to perform all operations specified herein and should be attached to the frame by a swivel hitch mechanism? YES NO
- X8.16.2 Is moldboard equipped with a hydraulically operated side shift to the right and left of cover position? YES NO
- X8.16.3 Do moldboard controls provide a float position? YES NO
- X8.16.4 Is moldboard constructed of high carbon steel or ally steel securely mounted and designed to give a rolling tumble of materials? YES NO
- X8.16.5 Dimensions:
- X8.16.5.1 Length: 12 feet
- X8.16.5.2 Width (measured along curve): 2 feet
- X8.16.5.3 Thickness: 7/8 inches
- X8.16.5.4 Depth of cut: 31 inches
- X8.16.5.5 Lift above ground level: 17.5 inches
- X8.16.5.6 Reach outside tire line left: 120 inches right: 120 inches
- X8.16.5.7 Bank slipping angle - 90 ° left and 90 ° right

- X8.16.6 Is moldboard punched for standard replaceable cutting blades and replaceable end bits?
 YES NO
- X8.16.7 Are all holes for cutting edges drilled or punched to accommodate a standard 5/8 inch plow bolt with hex nut?
 YES NO
- X8.16.8 Is moldboard circle provided with shims or other adequate means of adjustment for wear?
 YES NO
- X8.16.9 Is hydraulically operated power tilt moldboard furnished? YES NO
- X8.16.10 Is the design of the moldboard such that full 360° rotation can be accomplished with the blade slightly raised without manipulation of controls other than power shifting to clear tires, transmission or other integral parts of the machine? YES NO
- X8.16.11 Is the normal operating range controlled from the operators station and not less than from a position of ditching forward and backward on either side of the grader to a bank-sloping position of 90° on the right side without removing the scarifier? YES NO
- X8.16.12 For bank-sloping positions of 45° or more, is the lower point of the blade at ground level at, or outside of, the line of tires so that a smooth cut to the bottom of the slope may be obtained without placing the wheels on the slope?
 YES NO
- X8.16.13 Does any movement or combination of movements or adjustments of the moldboard assembly, when operated in accordance with manufacturers guidelines, cause any part of the actuating mechanism to contact any structural mechanism or structural part of the grader in such a manner as to damage structure or mechanism?
 YES NO
- X8.16.14 Does the grader blade lower its position more than 1/4 inch per hour when the blade is in the raised position and all controls are in neutral and engine off? YES NO
- X8.16.15 Is the unit equipped with manufacturer's blade lift accumulators and side shift accumulators?
 YES NO
- X8.17 Scarifier:
- X8.17.1 Is a scarifier furnished with each grader, front mounted? YES NO
- X8.17.2 Is the scarifier of the V-type, power control operated, and equipped with removable teeth having replaceable points?
 YES NO
- X8.17.3 Scarifier cutting width: 49 inches
- X8.17.4 Number of teeth: 3
- X8.17.5 Weight: 1562 lbs.
- X8.17.6 Does scarifier allow grader to ditch when in raised position? YES NO

X8.17.7

Scarifier Manufacturer: VOLVO Model: G94649

Mounted on front of grader? YES NO

X8.18 ROPS Cab (Low Profile):

X8.18.1 Are graders furnished with R.O.P.S. cabs, conforming to SAE J-1040? YES NO

X8.18.2 Are cabs completely enclosed, with door on each side, constructed of heavy gauge materials and equipped with manufacturers tinted safety glass at all locations to provide 360° visibility? YES NO

X8.18.3 Are all controls for operating and steering mounted inside of the cab? YES NO

X8.18.4 Are cab doors lockable, keyed alike, and provided with fasteners to hold doors open during operation? YES NO

X8.18.5 Is windshield and rear window provided with manufacturers electrically operated windshield wipers and washers? *check quote* YES NO

X8.18.6 Is an adjustable review convex mirror provided and mounted inside cab to afford a clear vision to the rear of the grader? YES NO

~~X8.18.7 Does cab have heat and air, front and rear windshield defroster? YES NO~~

X8.18.8 Is instrument panel located convenient to the seated operator? YES NO

X8.18.9 Is manufacturers following standard instrumentation furnished including a positive means of monitoring vital systems:

X8.18.9.1 Engine oil pressure, engine coolant temperature, electrical system, torque converter temperatures and transmission pressure (if applicable) and hydraulic oil temperature? YES NO

If NO, specify _____

X8.18.10 Manufacturers warnings: Audio and/or lights on engine oil pressure, engine coolant temperature, and electrical system? YES NO

If NO, specify _____

X8.18.11 Does operators position include seat fully cushioned of the full suspension type, cloth covered, vertical and horizontal adjustments, padded arm rests, and manufacturers recommended seat belt system with retractors? YES NO

If NO, specify _____

X8.19 Equipment and Accessories:

- X8.19.1 Vandalism protection kit including locking type caps for all exposed filler caps? YES NO
- X8.19.2 Weather resistant, lockable tool box YES NO
- X8.19.3 Articulation position indicator YES NO
- X8.19.4 Hour meter at dash board location (engine oil pressure activated)? YES NO
- X8.19.5 Air cleaner rain cap YES NO
- X8.19.6 Dash mounted air filter service indicator YES NO
- ~~X8.19.7 Engine block heater, thermostat controlled~~ YES NO
- X8.19.8 Deflector type exhaust stack YES NO
- X8.19.9 Muffler YES NO
- X8.19.10 Fuel gauge dial type dash mounted YES NO
- ~~X8.19.11 AM/FM radio, installed complete with antenna mounted in such a manner as to prevent being damaged by tree limbs, etc~~ YES NO
- ~~X8.19.12 Manufacturer's installed pressurized cab air conditioning system?~~ YES NO
- ~~X8.19.13 Strobe light hinged and protected, dual flash high-intensity type?~~ YES NO

Manufacturer: Target Tech

Model: Multi Flash 5X Description: dual flash high-intensity

X8.20 Paint:

- X8.20.1 Is motor grader and attachments painted manufacturers standard? YES NO

X8.21 Safety:

- X8.21.1 Will all exposed parts subject to high operating temperature or energized electrically be located, insulated, enclosed, or guarded so as to prevent hazards to operating personnel? YES NO
- X8.21.2 Will all moving parts which are of such a nature or so located as to be a hazard to operating personnel be enclosed or guarded? YES NO
- X8.21.3 Do protective devices impair operating functions? YES NO

X8.21.4 Are handles and non-skid steps of size, shape, and located to permit safe mounting and dismounting? YES NO

X8.22 Does proposed unit meet or exceed the "OSHA OF 1970" and/or subsequent changes? YES NO

X8.23 Does unit conform to the advertising guidelines? YES NO

X8.24 Preventive Maintenance and Operators Orientation/Training:

X8.24.1 Attach a copy of Proposed Training Program. NOTE: ATTACH SCHEDULE DESCRIBING COURSE OFFERED WITH A BRIEF EXPLANATION OF EACH SUBJECT WITH THE TIME REQUIRED FOR EACH CLASS. DO NOT ATTACH INSTRUCTION MATERIAL OR MANUALS.

X8.24.2 Will you conduct a minimum of one (1) day preventive maintenance/operator orientation seminar at the Equipment Division in Buckhannon, W. Va.? YES NO

X8.24.3 If you are the successful vendor, will you furnish all training aids? YES NO

X9.0 HYDRAULICALLY CONTROLLED REVERSIBLE FRONT MOUNTED SNOW PLOW

Manufacturer: HENKE Model: SDD B 12

X9.1 Is plow designed to fit and be fully compatible with the proposed motor grader? YES NO

Is plow designed for use in snow and light earthmoving? YES NO

Are they easily removable for transportation? YES NO

X9.1.1 Are blades complete with all necessary cab controls and mounting hardware? YES NO *By [Signature]*

X9.2 Specification for Plow:

X9.2.1 Is manufacturer's standard warranty provided and attached? YES _____ NO

X9.2.2 Moldboard length: 12 feet

X9.2.3 Moldboard height: 48 inches

X9.2.4 Reversing Cylinders:

X9.2.4.1 Does plow consist of two (2) double acting hydraulic cylinders? YES _____ NO

Inside diameter: 3 3/4 inch with a piston rod 2 inches

Chrome plated with a stroke of 18" inches

X9.2.4.2 Are these cylinders capable of reversing the plow from 35° right and 35° left minimum? YES _____ NO

X9.2.4.3 Diameter of cylinder mounting pins: 1.25 inches

X9.2.5 Cushion Valves:

X9.2.5.1 Is a cushion valve included in the hydraulic reversing system as a safety factor to help protect the cylinders? YES _____ NO

X9.2.6 Cutting Edge: 3/4" inch x 6" inches x 144 inches

Is it compatible with the plow? YES _____ NO

X9.2.7 Number of wear shoes: 2

X9.2.8 Vertical Ribs: 5 + boxed panel

X9.2.9 Is the hitch front mounted, quick coupler, coupling system? YES _____ NO

Distributed By:

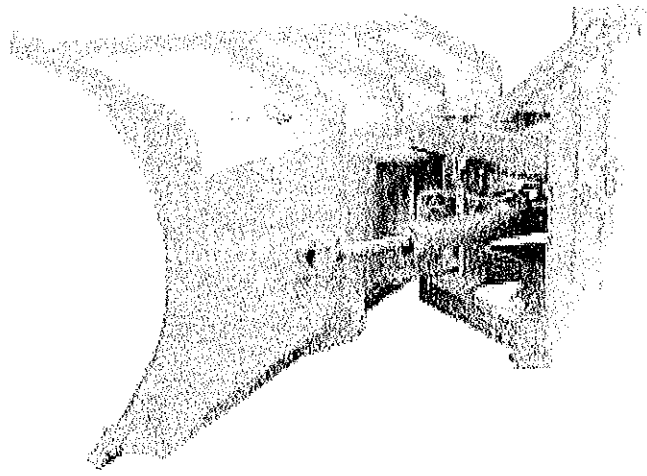
HENKE

Henke Manufacturing Corporation

Made in the USA
For Over 80 Years

Severe Duty Dozer Blade

The SEVERE DUTY Henke helper is a heavy-duty, HIGH CURVATURE, box panel reinforced dozer blade for use on motor graders and wheel loaders.




Henke H80012 - Severe Duty Dozer Blade
(shown with parallel lift hooks)

- Extreme moldboard "curl" prevents snow from blowing over top of moldboard
- Backplate is designed to fit most types of quick couplers and pin hitches, enabling dozer blade to be used on a large variety of motor graders & wheel loaders.
- Construction is extremely heavy-duty, allowing operators to take an aggressive approach to snow removal.
- Year round use - Dozer blade can be used in summer as well as winter, enabling you to get maximum versatility from both machine and attachment.
- Powerful hydraulic reversing cylinders allow operators to reverse with power, under virtually ANY conditions!
- 48" tall x 12 ft, 14 ft, or 16 ft wide
- 3700 - 4000 lbs
- 100° continuous moldboard roll
- 23.5" moldboard radius

Features

- 48" tall, box reinforced, 2 1/2" thick, roll top plates, reinforced base with lift height of 2 1/2". Backplate made of heavy S&C structural steel, suspended with (2) 2" x 6" lift hooks.
- Moldboard made of heavy structural steel, 4" x 6" x 1/2" angle, with reinforced plate, gussets, hydraulic cylinders, and a heavy duty backplate. The backplate is made of heavy structural steel, 2" x 6" x 1/2" angle, with (2) 2" x 6" x 1/2" lift hooks.
- 2 1/2" thick, reinforced, roll top plates, reinforced base with lift height of 2 1/2". Backplate made of heavy S&C structural steel, suspended with (2) 2" x 6" lift hooks.
- Moldboard made of heavy structural steel, 4" x 6" x 1/2" angle, with reinforced plate, gussets, hydraulic cylinders, and a heavy duty backplate. The backplate is made of heavy structural steel, 2" x 6" x 1/2" angle, with (2) 2" x 6" x 1/2" lift hooks.
- 2 1/2" thick, reinforced, roll top plates, reinforced base with lift height of 2 1/2". Backplate made of heavy S&C structural steel, suspended with (2) 2" x 6" lift hooks.



Built Tough - Built to Last!


Distributed By:

HENKE


Henke Manufacturing Corporation

Made in the USA
For Over 80 Years


Motorgrader Lift Groups



Scarifier Lift Group



Parallel Lift Group



AQC Lift Group

Features – All "XH" Style Lift Groups

- Backplate assembly designed to fit specific motorgrader models.
- Assembly is gusseted, box-reinforced 1" weldment with (4) 1 3/4" solid pins locked into 1 1/2" x 5" welded bosses.
- Four (4) lift arms: 1 1/4" x 4" upper with 1 1/4" stiffener and 1 1/2" x 5" lower with 4" x 4" x 3/8" tubular stiffener. Includes fully welded, 3 3/4" pin bosses.
- Heavy-Duty 5" dual acting cylinder with 2" chrome plated rod and 14" stroke, for maximum power up or down.
- Heavy-Duty, reinforced, welded tubular assembly.

Features – All "Standard" (STD) Model Lift Groups

- Backplate assembly designed to fit specific motorgrader models.
- Assembly is gusseted, box-reinforced 1" weldment with (4) 1 1/2" solid pins.
- Four (4) lift arms: 1 1/2" x 4" upper and 1 1/2" x 4" lower with 4" x 4" x 3/8" tubular stiffener.
- Heavy-Duty 4 1/2" dual acting cylinder with 2" chrome plated rod and 12" stroke, for maximum power up or down.
- Heavy-Duty, reinforced, welded tubular assembly.

Approximate Weights

Style	"XH" Model	Standard "STD" Model
Scarifier	2000 lbs	1400 lbs
Parallel	1900 lbs	1300 lbs
AQC – Automatic Quick Coupler	1900 lbs	1300 lbs

Built Tough – Built to Last!

HENKE LIMITED WARRANTY

1. LIMITED WARRANTIES

- 1.01. Henke warrants for one year from the purchase date to the original non-commercial, governmental, or municipal purchaser ("Purchaser") and warrants for twelve months to the original commercial or industrial purchaser.
- 1.02. Manufacturer will repair or replace for the Purchaser any part or parts found, upon examination at one of its factories, to be defective under normal use and service due to defects in material or workmanship.
- 1.03. This limited warranty does not apply to any part of the goods which has been subjected to improper or abnormal use, negligence, alteration, modification, or accident, damaged due to lack of maintenance or use of wrong fuel, oil, or lubricants, or which has served its normal life. This warranty does not include normal wear items such as cutting edges, wear guards, scarifier teeth, etc. or improper installation. HMC warranty for any purchased components, such as hydraulic cylinders will be superseded by, and equal to the component manufacturer warranty.
- 1.04. Except as provided herein, no employee, agent, Dealer, or other person is authorized to give any warranties of any nature on behalf of Manufacturer.

2. REMEDIES AND PROCEDURES.

- 2.01. Warranty claims must be filed within 30 days of repair work during the one year warranty period and will be honored only if the completed warranty registration form has been returned. Henke reserves the right to require proof of purchase of original Henke replacement parts. If warranty is approved any allowed shipping expenses will be based on and will not exceed standard base shipping charges.
- 2.02. Purchaser claims must be made in writing to the Authorized Dealer ("Dealer") from whom Purchaser purchased the goods or an approved Authorized Dealer ("Dealer") within 30 days after Purchaser learns of the facts on which the claim is based.
- 2.03. Purchaser is responsible for returning the goods in question to the Dealer.
- 2.04. If after examining the goods and/or parts in question, Manufacturer finds them to be defective under normal use and service due to defects in material or workmanship, Manufacturer will:
 - (a) Repair or replace the defective goods or part(s) or
 - (b) Reimburse Purchaser for the cost of the part(s) and reasonable labor charges (as determined by Manufacturer) if Purchaser paid for the repair and/or replacement prior to the final determination of applicability of the warranty by Manufacturer.

The choice of remedy shall belong to Manufacturer.

- 2.05. Purchaser is responsible for any labor charges exceeding a reasonable amount as determined by Manufacturer and for returning the goods to the Dealer, whether or not the claim is approved. Purchaser is responsible for the transportation cost for the goods or part(s) from the Dealer to the designated factory.

3. LIMITATION OF LIABILITY.

- 3.01. MANUFACTURER DISCLAIMS ANY EXPRESS (EXCEPT AS SET FORTH HEREIN) AND IMPLIED WARRANTIES WITH RESPECT TO THE GOODS INCLUDING, BUT NOT LIMITED TO, MERCHANTABILITY AND FITNESS FOR A PARTICULAR PURPOSE.
- 3.02. MANUFACTURER MAKES NO WARRANTY AS TO THE DESIGN, CAPABILITY, CAPACITY, OR SUITABILITY FOR USE OF THE GOODS.
- 3.03. EXCEPT AS PROVIDED HEREIN, MANUFACTURER SHALL HAVE NO LIABILITY OR RESPONSIBILITY TO PURCHASER OR ANY OTHER PERSON OR ENTITY WITH RESPECT TO ANY LIABILITY, LOSS, OR DAMAGE CAUSED OR ALLEGED TO BE CAUSED DIRECTLY OR INDIRECTLY BY THE GOODS INCLUDING, BUT NOT LIMITED TO, ANY INDIRECT, SPECIAL, CONSEQUENTIAL, OR INCIDENTAL DAMAGES RESULTING FROM THE USE OR OPERATION OF THE GOODS OR ANY BREACH OF THIS WARRANTY. NOTWITHSTANDING THE ABOVE LIMITATIONS AND WARRANTIES, MANUFACTURER'S LIABILITY HEREUNDER FOR DAMAGES INCURRED BY PURCHASER OR OTHERS SHALL NOT EXCEED THE PRICE OF THE GOODS.
- 3.04. NO ACTION ARISING OUT OF ANY CLAIMED BREACH OF THIS WARRANTY OR TRANSACTIONS UNDER THIS WARRANTY MAY BE BROUGHT MORE THAN TWO (2) YEARS AFTER THE CAUSE OF ACTION HAS OCCURRED.

4. MISCELLANEOUS.

- 4.01. Proper Venue for any lawsuits arising from or related to this limited warranty shall be only in Leavenworth County, Kansas.
- 4.02. Manufacturer may waive compliance with any of the terms of this limited warranty, but no waiver of any terms shall be deemed to be a waiver of any other term.
- 4.03. If any provision of this limited warranty shall violate any applicable law and is held to be unenforceable, then the invalidity of such provision shall not invalidate any other provisions herein.
- 4.04. Applicable law may provide rights and benefits to purchaser in addition to those provided herein.

KEEP FOR YOUR RECORDS

ATTENTION: Purchaser should fill in the blanks below for his reference when buying repair parts and/or for proper machine identification when applying for warranty.

Henke Implement Model _____ Serial Number _____
Date Purchased _____ Dealer _____

ATTENTION:

READ YOUR OPERATOR'S MANUAL

HENKE MANUFACTURING

An Alamo Group Company

3070 Wilson

Leavenworth, KS 66048

888-682-0300



VOLVO

Volvo Construction Equipment

Component Assurance Program Drivetrain and Components Program and Labor Coverage

The Volvo Construction Equipment Company Assurance Program protects your investment in your new machine by providing assurance against premature failures of key components due to a defect in material or workmanship after the standard warranty expires. The program covers the listed components, parts, and labor, at the selling dealers' place of business, required for a covered failure for the period designated after the initial delivery of the product to the original owner.

The program does not cover normal maintenance or expandable items such as lubricants, fluids, o-rings, seals, filters, and dry disc brake linings.

The program does not cover repairs or replacements resulting from an accident, abuse, force majeure, improper operation, overloads or other customer imposed damage, regardless of the cause or from failure to use or maintain the machine or covered components in accordance with instruction in the applicable Volvo Construction Equipment manuals and instructions.

Components Covered

- | | | | |
|---------------------------|--------------------------------|-----------------------|----------------------------|
| •Engine | •Transmission Controls | •Drive Axles | •Hydraulic Travel Motor |
| •Fuel Injector Pump | •Drop Box | •Brake Calipers | •Hydraulic Travel Pump |
| •Turbocharger | •Propeller Shafts | •Brake Disc | •Pump Gearbox (EXC) |
| •Transmission | •Countershafts (ART) | •Steer Gear | •Slew Gearbox (EXC) |
| •Cylinders | •Steer Pump | •Steer Valve | •Travel Gearbox |
| •Main Pump | •Hydraulic Motor Slew (EXC) | •Hoist/Dump Cylinders | •Steer Pump, ground driven |
| •Starter Motors | •ECU | •Min Hydraulic Valve | •Circuit Boards (ART) |
| •Brake Valves | •Air Compressor | •Brake Cooling Pump | •Front Frame (ART) |
| •Rear Frame (ART) | •Front Rubber Suspension (ART) | | •Bogle Beam (ART) |
| •Articulation Joint (ART) | | | |

Owner's Responsibility

The owner by application for enrollment in this program agrees to follow all Volvo Construction Equipment prescribed maintenance schedules and use only Volvo filters for the duration of the program. Lubricants and fluids used in the machine must meet or exceed the Volvo Construction Equipment specifications as defined in the applicable Volvo manuals for the subject machine. The burden of proof of these criteria is the responsibility of the owner or his supplier.

Acceptance of this program requires the owner to advise an authorized dealer, in whose territory the machine is operating, that an inspection is due at 6 months/1000 hour intervals and to arrange for a specific time, location and satisfactory compensation for the dealer to accomplish the required inspection. The cost of this required inspection is the responsibility of the owner. The dealer is required to submit the previous two inspections with any claim of coverage.

This program requires the full time use of the Volvo Construction Equipment oil sampling program for all components covered. The fee for the program is included in the enrollment fee. The sampling containers and the shipping package will be supplied by the selling dealer to the owner. It is the owner's responsibility to draw the samples and forward them to the oil sampling company at the appropriate scheduled interval. The dealer will be required to submit the previous two oil sample reports with any claim of coverage. The owner is required to modify his maintenance program based on the results of the sampling program reports.

All repairs must be performed by an authorized Volvo dealer using only Volvo service parts.

Machine transportation or any field service travel expenses incurred are the responsibility of the owner.

Program Termination

Failure to conduct oil sampling as described may invalidate the extended warranty coverage program. Failure to use Volvo filters and approved lubricants and fluids may invalidate program. The enrollment fee will not be reimbursed in the event of cancellation and to noncompliance.

Model _____ S/N _____ Signature _____

Customer

Title

Date

VOLVO

Volvo Construction Equipment North America, Inc.

Warranty – Disclaimers – Limitations

Limited Warranty

Volvo Construction Equipment North America, Inc. ("Volvo CE") hereby extends to its authorized dealers ("Dealer") and the Dealer's end-use customers ("Customer", and both Dealer and Customer are referred to herein as a "Buyer"), who purchase a new Volvo construction equipment machine ("Machine") or new Volvo part ("Part", both of which are referred to herein as a "Product") from Volvo, the following limited warranty:

Subject to the exceptions and limitations set forth below, Volvo CE or Dealer will repair or replace any part of a new Machine or new Part which proves to be defective in material or workmanship during the following periods (the "Warranty Period"):

- Volvo wheel loaders: 12 months/1500 hours, whichever first occurs;
- Volvo articulated haulers: 12 months/1500 hours, whichever first occurs;
- Volvo hydraulic excavators: 12 months/1500 hours, whichever first occurs;
- Volvo motor graders: 12 months/1500 hours, whichever first occurs;
- Volvo compactors: 12 months/1500 hours, whichever first occurs;
- Volvo pavers: 12 months/1500 hours, whichever first occurs;
- Volvo compact wheel loaders (up to 100 net hp.): 12 months/unlimited hours;
- Volvo skid steer loaders: 12 months/unlimited hours;
- Volvo compact hydraulic excavators (less than 11 metric tons): 12 months/unlimited hours;
- Volvo backhoe loaders: 12 months/unlimited hours;
- Volvo engines: 12 months/2500 hours, whichever first occurs;
- Volvo parts: 6 months/1500 hours, whichever first occurs;
- Volvo remanufactured components: 12 months/2500 hours, whichever first occurs.
- Volvo Hammer: 12 months

The Warranty Period commences immediately following the delivery of said Product to the Buyer who first puts said Product into use. The foregoing limited warranty shall include the labor cost to accomplish the repair or replacement of the defective part provided that the repair or replacement was performed by a Dealer.

The foregoing warranty does not cover: (i) any Product found to have been damaged by abuse, accident, other casualty or a failure to maintain or use the warranted Product in accordance with the applicable manuals or instructions (Buyer is required to use only original equipment manufacturer filters during the Warranty Period);

(ii) the labor costs to repair or replace defective Parts after the expiration of the Warranty Period of the Machine in which such Part is located; (iii) overtime labor premiums; (iv) costs and expenses associated with the transportation of Dealer's service personnel to and from the location of the warranted Product; (v) any parts, components, attachments or accessories for which Buyer receives a separate warranty by the manufacturer or producer thereof (in specified cases said warranty may be administered by Volvo CE); (vi) maintenance items or ground engaging parts that have achieved their normal service life.

DISCLAIMER OF IMPLIED WARRANTIES AND LIMITATION OF REMEDIES THE FOREGOING

WARRANTY TO BUYER IS EXCLUSIVE AND IS IN LIEU OF ALL OTHER WARRANTIES, EXPRESSED OR IMPLIED, AND THERE IS NO IMPLIED WARRANTY OF MERCHANTABILITY OR FITNESS FOR A PARTICULAR PURPOSE.

REMEDIES AVAILABLE TO BUYER ARE LIMITED TO MAKING A CLAIM UNDER THE FOREGOING WARRANTY AND ARE EXCLUSIVE AND EXPRESSLY LIMITED TO OBTAINING THE PARTS AND LABOR IN ACCORDANCE WITH THE TERMS OF SAID WARRANTY.



State of West Virginia
 Department of Administration
 Purchasing Division
 2019 Washington Street East
 Post Office Box 50130
 Charleston, WV 25305-0130

Request for Quotation

RFQ NUMBER
7011EC09

PAGE
1

ADDRESS CORRESPONDENCE TO ATTENTION OF
BUYER 33
304-558-2402

VENDOR

RFQ COPY
 TYPE NAME/ADDRESS HERE

SHIP TO

DIVISION OF HIGHWAYS
 EQUIPMENT DIVISION
 ROUTE 33
 BRUSHY FORK ROAD
 BUCKHANNON, WV
 26201 304-472-1750

DATE PRINTED	TERMS OF SALE	SHIP VIA	FOB	FREIGHT TERMS
12/13/2010				

BID OPENING DATE: 01/18/2011 BID OPENING TIME 01:30PM

LINE	QUANTITY	UOP	CAT. NO.	ITEM NUMBER	UNIT PRICE	AMOUNT
				ADDENDUM NO. 1		
				1.) CORRECT MANDATORY PRE-BID DATE		
				MANDATORY PRE-BID WILL BE HELD ON TUESDAY		
				JANUARY 4, 2010 10:00 AM BRUSHY FORK ROAD		
				BUCKHANNON, WV 26201		
				***** END ADDENDUM NO. 1 *****		
0001	1	EA		765-59		
				MOTOR GRADER ARTICULATED ALL WHEEL SNOWPLOW		
				***** THIS IS THE END OF RFQ 7011EC09 ***** TOTAL:		

SEE REVERSE SIDE FOR TERMS AND CONDITIONS

SIGNATURE	TELEPHONE	DATE
TITLE	FEIN	ADDRESS CHANGES TO BE NOTED ABOVE

WHEN RESPONDING TO RFQ, INSERT NAME AND ADDRESS IN SPACE ABOVE LABELED 'VENDOR'



State of West Virginia
 Department of Administration
 Purchasing Division
 2019 Washington Street East
 Post Office Box 50130
 Charleston, WV 25305-0130

Request for Quotation

RFQ NUMBER
 7011EC09

PAGE
 1

ADDRESS CORRESPONDENCE TO ATTENTION OF
 BUYER 33
 304-558-2402

RFQ COPY

TYPE NAME/ADDRESS HERE

V
E
N
D
O
R

D
I
V
I
S
I
O
N

DIVISION OF HIGHWAYS
 EQUIPMENT DIVISION
 ROUTE 33
 BRUSHY FORK ROAD
 BUCKHANNON, WV
 26201 304-472-1750

DATE PRINTED	TERMS OF SALE	SHIP VIA	FOB	FREIGHT TERMS
01/11/2011				

BID OPENING DATE: 02/08/2011 BID OPENING TIME 01:30PM

LINE	QUANTITY	UOP	QAT NO.	ITEM NUMBER	UNIT PRICE	AMOUNT
				ADDENDUM NO. 2		
				THIS ADDENDUM IS BEING ISSUED TO:		
				1.) EXTEND THE BID OPENING DATE FROM		
				01/18/2011 @ 1:30 PM TO 02/08/2011 @ 1:30 PM.		
				2.) PROVIDE A COPY OF THE MANDATORY PRE-BID MEETING		
				SIGN IN SHEET		
				*****END ADDENDUM NO. 2*****		
0001	1	EA		765-59		
				MOTOR GRADER ARTICULATED ALL WHEEL SNOWFLOW		
				***** THIS IS THE END OF RFQ 7011EC09 ***** TOTAL:		

SEE REVERSE SIDE FOR TERMS AND CONDITIONS

SIGNATURE	TELEPHONE	DATE
TITLE	FEIN	ADDRESS CHANGES TO BE NOTED ABOVE

WHEN RESPONDING TO RFQ, INSERT NAME AND ADDRESS IN SPACE ABOVE LABELED 'VENDOR'

Pre-Bid Conference SIGN IN SHEET

[Please Print]

Request for Proposal No.: 7011ECO9 Date: 1/4/2011

Firm & Representative Name

Mailing Address

Telephone & FAX Numbers

- | | | | |
|-----|--|---|--|
| 1. | <u>Leslie Equipment Company</u>
<u>David Gaasveld</u> | <u>P.O. Box 299</u>
<u>Norfolk, WV 26285</u> | T: <u>304-636-6421</u>
F: <u>304-636-3516</u> |
| 2. | <u>RUDD EQUIPMENT CO.</u>
<u>BRIAN REED</u> | <u>BUNCHER COMMERCE PARK</u>
<u>BLDG 1 AVE. A. LEETSDALE, PA</u>
<u>15056</u> | T: <u>(304) 319-1495</u>
F: <u>(412) 741-6236</u> |
| 3. | <u>Eric Ramey</u>
<u>C.I. Walker Machinery</u> | <u>PO Box 2427</u>
<u>Charleston WV 25309</u> | T: <u>304-389-4190</u>
F: <u>304-949-7272</u> |
| 4. | <u>Curt Pavelka</u>
<u>Caterpillar Inc.</u> | <u>14009 Old Galena Rd.</u>
<u>Mossville, FL 31552</u> | T: <u>309-339-6117</u>
F: <u>309-992-6871</u> |
| 5. | <u>MATT CONNER</u>
<u>C.I. WALKER MACHINERY</u> | <u>PO Box 2427</u>
<u>CHARLESTON, WV 25309</u> | T: <u>304-543-5406</u>
F: <u>304-759-6404</u> |
| 6. | <u>WEST VIRGINIA TRACTOR</u>
<u>GARY GRAY</u> | <u>P.O. BOX 4473</u>
<u>CHARLESTON WV 25322</u> | T: <u>304-346-5301</u>
F: <u>304-346-5305</u> |
| 7. | _____ | _____ | T: _____
F: _____ |
| 8. | _____ | _____ | T: _____
F: _____ |
| 9. | _____ | _____ | T: _____
F: _____ |
| 10. | _____ | _____ | T: _____
F: _____ |

Please print or write legibly. The fax number is essential to contact the attendees in a timely manner.

Pre-Bid Conference SIGN IN SHEET

[Please Print]

Request for Proposal No.: _____ Date: _____

Firm & Representative Name	Mailing Address	Telephone & FAX Numbers
1. <u>HENKE MFG SNOWPLOW</u> <u>MIKE BLAKE</u>	<u>3070 WILSON AVE</u> <u>LEAVENWORTH KS 66048</u>	T: <u>913-682-9000</u> F: <u>913-682-0300</u>
2. <u>HENKE MFG, SNOWPLOW</u> <u>PETE RUFO</u>	<u>3070 Wilson Ave</u> <u>Leavenworth, KS 66048</u>	T: <u>717-891-4725</u> F: <u>913 682-0300</u>
3. <u>Rudd Equipment</u> <u>John Westfall</u>	<u>500 River Road</u> <u>Nitro WV 25143</u>	T: <u>804-610-0188</u> F: <u>804-755-7990</u>
4. <u>Rudd Equipment Co</u> <u>Ken JACOBS</u> <u>Ken JACOBS</u>	<u>P.O. Box 610</u> <u>Nitro, WV 25143</u>	T: <u>304-546-5253</u> F: <u>304-755-7990</u>
5. _____ _____	_____	T: _____ F: _____
6. _____ _____	_____	T: _____ F: _____
7. _____ _____	_____	T: _____ F: _____
8. _____ _____	_____	T: _____ F: _____
9. _____ _____	_____	T: _____ F: _____
10. _____ _____	_____	T: _____ F: _____

Please print or write legibly. The fax number is essential to contact the attendees in a timely manner.

Pre-Bid Conference SIGN IN SHEET

[Please Print]

Request for Proposal No.: _____ Date: _____

Firm & Representative Name	Mailing Address	Telephone & FAX Numbers E Mail
1. <u>Ronald Cochran</u> <u>Maria Lee</u>	_____	T: _____ F: _____
2. <u>Kevin Riley</u>	<u>WVDH</u>	T: _____ F: _____
3. <u>Angie Moore</u>	<u>WVDON</u>	T: _____ F: _____
4. <u>Sheri Stone</u>	<u>WVDOA</u>	T: _____ F: _____
5. _____	_____	T: _____ F: _____
6. _____	_____	T: _____ F: _____
7. _____	_____	T: _____ F: _____
8. _____	_____	T: _____ F: _____
9. _____	_____	T: _____ F: _____
10. _____	_____	T: _____ F: _____

Please print or write legibly. The fax number is essential to contact the attendees in a timely manner.



State of West Virginia
 Department of Administration
 Purchasing Division
 2019 Washington Street East
 Post Office Box 50130
 Charleston, WV 25305-0130

Request for Quotation

RFO NUMBER
 7011EC09

PAGE
 1

ADDRESS CORRESPONDENCE TO ATTENTION OF
 BUYER 33
 304-558-2402

*413083743 01 304-755-7788
 RUDD EQUIPMENT COMPANY
 PO BOX 610
 NITRO WV 25143

SHIP TO
 DIVISION OF HIGHWAYS
 EQUIPMENT DIVISION
 ROUTE 33
 BRUSHY FORK ROAD
 BUCKHANNON, WV
 26201
 304-472-1750

RECEIVED
 JAN 27 2011
 RUDD EQUIPMENT
 NITRO, WV

DATE PRINTED	TERMS OF SALE	SHIP VIA	FOB	FREIGHT TERMS
01/21/2011				

BID OPENING DATE: 02/08/2011 BID OPENING TIME 01:30PM

LINE	QUANTITY	UOP	CAT. NO.	ITEM NUMBER	UNIT PRICE	AMOUNT
ADDENDUM NO. 3						
THIS ADDENDUM IS ISSUED TO PROVIDE REVISIONS TO THE SPECIFICATIONS, PER THE ATTACHED.						
*****END ADDENDUM NO. 3*****						
0001	1	EA		765-59		
MOTOR GRADER ARTICULATED ALL WHEEL SNOWPLOW						
***** THIS IS THE END OF RFQ 7011EC09 ***** TOTAL:						

SEE REVERSE SIDE FOR TERMS AND CONDITIONS

SIGNATURE	TELEPHONE	DATE
TITLE	FEIN	ADDRESS CHANGES TO BE NOTED ABOVE

WHEN RESPONDING TO RFQ, INSERT NAME AND ADDRESS IN SPACE ABOVE LABELED 'VENDOR'

PREBID ADDENDUM #3
70-11-EC09

OPEN END CONTRACT
MOTOR GRADER ARTICULATED ALL WHEEL DRIVE,
REVERSIBLE FRONT MOUNTED SNOWPLOW

CHANGES TO SPECIFICATIONS

FROM:

8.1.3 The State requires proof that the motor grader meets the reserve tractive effort requirements as listed in Section 8.1.4. **A copy of the test results, certified by an independent test facility with proper qualifications, must be offered with the Request For Quotation as acceptable proof.**

TO:

8.1.3 The State requires proof that the motor grader meets the reserve tractive effort requirements as listed in Section 8.1.4. These efforts to be performed on asphalt 0-195 MPH. **A copy of the test results, certified by an independent test facility with proper qualifications, must be offered with the Request For Quotation as acceptable proof.**

FROM:

8.1.4 **The minimum blade HP point shall be 30,603**

TO:

8.1.4 **The minimum blade Hp shall be 30,603 lbs. force with use of all wheel drive unit being quoted at coefficient of 0.9.**

FROM:

8.1.7 **Minimum wheelbase of 233 inches.** (Distance from the center of front axle to the center line of the rear main tandem drive axles.)

TO:

8.1.7 **Minimum wheelbase of 232 inches.** (Distance from the center of front axle to the center line of the rear main tandem drive axles.)

Prebid Addendum
7011EC09

FROM:

9.1 General:

The hydraulically controlled reversible front mounted snow plows shall be designed to fit and be fully compatible with the proposed motor graders. The plows shall be designed for use in snow and light earthmoving. They should be easily removable for transportation.

TO:

9.1 General:

The hydraulically controlled reversible front mounted snow plows shall be designed to fit and be fully compatible with the proposed motor graders. The plows shall be designed for use in snow and earthmoving, and blade must be accept machine down pressure. They should be easily removable for transportation.

PREBID ADDENDUM #3
70-11-EC09

OPEN END CONTRACT
MOTOR GRADER ARTICULATED ALL WHEEL DRIVE,
REVERSIBLE FRONT MOUNTED SNOWPLOW

CHANGES TO BIDDER'S EVALUATION REPORT:

FROM:

X8.1.3 Is a copy of required test results attached that proves the motor grader meets the reserve tractive effort requirements listed in Section 8.1.4? YES NO

TO:

X8.1.3 Is a copy of required test results attached that proves the motor grader meets the reserve tractive effort requirements listed in Section 8.1.4? YES NO

Will these efforts be performed on asphalt 0-195 MPH? YES NO

FROM:

X8.1.4 Blade HP point:

TO:

X8.1.4 Blade HP point: lbs. force with use of all wheel drive unit being quoted at coefficient of 0.9? YES NO

NO CHANGE REQUIRED

X8.1.7 Wheelbase: inches

FROM:

X9.1 Is plow designed to fit and be fully compatible with the proposed motor grader? YES NO

Is plow designed for use in snow and light earthmoving? YES NO

Are they easily removable for transportation? YES NO

TO:

X9.1 Is plow designed to fit and be fully compatible with the proposed motor grader? YES NO

Is plow designed for use in snow and earthmoving YES NO

And blade accepts machine down pressure YES NO

Are they easily removable for transportation? YES NO



State of West Virginia
 Department of Administration
 Purchasing Division
 2019 Washington Street East
 Post Office Box 50130
 Charleston, WV 25305-0130

Request for Quotation

RFO NUMBER
7011EC09

PAGE
1

ADDRESS CORRESPONDENCE TO ATTENTION OF:
BUYER 33
304-558-2402

VENDOR

*413083743 01 304-755-7788

RUDD EQUIPMENT COMPANY

PO BOX 610

NITRO WV 25143

RECEIVED
 FEB 10 2011
 RUDD EQUIPMENT
 NITRO, WV

SHIP TO

DIVISION OF HIGHWAYS
EQUIPMENT DIVISION
ROUTE 33
BRUSHY FORK ROAD
BUCKHANNON, WV
26201 **304-472-1750**

DATE PRINTED	TERMS OF SALE	SHIP VIA	F.O.B.	FREIGHT TERMS
02/06/2011				

BID OPENING DATE: **02/15/2011** BID OPENING TIME **01:30PM**

LINE	QUANTITY	UOP	CAT. NO.	ITEM NUMBER	UNIT PRICE	AMOUNT
				ADDENDUM NO. 4		
				THIS ADDENDUM IS ISSUED TO EXTEND THE BID OPENING DATE FROM:		
				02/08/2011 AT 1:30 PM		
				TO		
				02/15/2011 AT 1:30 PM		
				*****END ADDENDUM NO. 4*****		
0001	1	EA		765-59		
				MOTOR GRADER ARTICULATED ALL WHEEL SNOWPLOW		
				***** THIS IS THE END OF RFQ 7011EC09 ***** TOTAL:		

SEE REVERSE SIDE FOR TERMS AND CONDITIONS

SIGNATURE	TELEPHONE	DATE
TITLE	FEIN	ADDRESS CHANGES TO BE NOTED ABOVE

WHEN RESPONDING TO RFQ, INSERT NAME AND ADDRESS IN SPACE ABOVE LABELED 'VENDOR'



State of West Virginia
 Department of Administration
 Purchasing Division
 2019 Washington Street East
 Post Office Box 50130
 Charleston, WV 25305-0130

Request for Quotation

RFQ NUMBER
7011EC09

PAGE
1

ADDRESS CORRESPONDENCE TO ATTENTION OF
BUYER 33
304-558-2402

VENDOR

*413083743 01 304-755-7788

RUDD EQUIPMENT COMPANY
 PO BOX 610

NITRO WV 25143

RECEIVED
 FEB 10 2011
 RUDD EQUIPMENT
 NITRO, WV

SHIP TO

DIVISION OF HIGHWAYS
EQUIPMENT DIVISION
ROUTE 33
BRUSHY FORK ROAD
BUCKHANNON, WV
26201 **304-472-1750**

DATE PRINTED	TERMS OF SALE	SHIP VIA	F.O.B.	FREIGHT TERMS
02/07/2011				

BID OPENING DATE: **02/15/2011** BID OPENING TIME: **01:30PM**

LINE	QUANTITY	UOP	CAT. NO.	ITEM NUMBER	UNIT PRICE	AMOUNT
				ADDENDUM NO. 5		
				THIS ADDENDUM IS ISSUED TO MAKE CORRECTIONS TO THE SPECIFICATIONS PER THE ATTACHED.		
				BID OPENING REMAINS 02/15/2011 AT 1:30 PM		
				*****END ADDENDUM NO. 5*****		
0001	1	EA		765-59		
				MOTOR GRADER ARTICULATED ALL WHEEL SNOWPLOW		
				***** THIS IS THE END OF RFQ 7011EC09 ***** TOTAL:		

SEE REVERSE SIDE FOR TERMS AND CONDITIONS

SIGNATURE	TELEPHONE	DATE
-----------	-----------	------

TITLE	FEIN	ADDRESS CHANGES TO BE NOTED ABOVE
-------	------	-----------------------------------

WHEN RESPONDING TO RFQ, INSERT NAME AND ADDRESS IN SPACE ABOVE LABELED 'VENDOR'

PREBID ADDENDUM #5
70-11-EC09

OPEN END CONTRACT
MOTOR GRADER ARTICULATED ALL WHEEL DRIVE,
REVERSIBLE FRONT MOUNTED SNOWPLOW

CHANGES TO SPECIFICATIONS

TYPOGRAPHICAL ERROR MADE IN PREBID ADDENDUM #3 - CHANGE TO READ:

FROM:

- 8.1.3 The State requires proof that the motor grader meets the reserve tractive effort requirements as listed in Section 8.1.4. **A copy of the test results, certified by an independent test facility with proper qualifications, must be offered with the Request For Quotation as acceptable proof.**

TO:

- 8.1.3 The State requires proof that the motor grader meets the reserve tractive effort requirements as listed in Section 8.1.4. These efforts to be performed on asphalt 0-19.5 MPH. **A copy of the test results, certified by an independent test facility with proper qualifications, must be offered with the Request For Quotation as acceptable proof.**

PREBID ADDENDUM #5
70-11-EC09

OPEN END CONTRACT
MOTOR GRADER ARTICULATED ALL WHEEL DRIVE,
REVERSIBLE FRONT MOUNTED SNOWPLOW

CHANGES TO BIDDER'S EVALUATION REPORT:

TYPOGRAPHICAL ERROR MADE IN PREBID ADDENDUM #3 -- CHANGE TO READ:

FROM:

X8.1.3 Is a copy of required test results attached that proves the motor grader meets the reserve tractive effort requirements listed in Section 8.1.4? YES NO

TO:

X8.1.3 Is a copy of required test results attached that proves the motor grader meets the reserve tractive effort requirements listed in Section 8.1.4? YES NO

Will these efforts be performed on asphalt 0-19.5 MPH? YES NO

PREBID ADDENDUM #5
70-11-EC09

OPEN END CONTRACT
MOTOR GRADER ARTICULATED ALL WHEEL DRIVE,
REVERSIBLE FRONT MOUNTED SNOWPLOW

CHANGES TO BIDDER'S EVALUATION REPORT:

FROM:

X8.16.7 Are all holes for cutting edges drilled or punched to accommodate a standard 5/8 inch plow bolt with hex nut? _____ YES _____ NO

TO:

X8.16.7 Are all holes for cutting edges drilled or punched to accommodate a standard 3/4 inch plow bolt with hex nut? _____ YES _____ NO

State of West Virginia **VENDOR PREFERENCE CERTIFICATE**

Certification and application* is hereby made for Preference in accordance with *West Virginia Code*, §5A-3-37. (Does not apply to construction contracts). *West Virginia Code*, §5A-3-37, provides an opportunity for qualifying vendors to request (at the time of bid) preference for their residency status. Such preference is an evaluation method only and will be applied only to the cost bid in accordance with the *West Virginia Code*. This certificate for application is to be used to request such preference. The Purchasing Division will make the determination of the Resident Vendor Preference, if applicable.

- 1. **Application is made for 2.5% resident vendor preference for the reason checked:**
 Bidder is an individual resident vendor and has resided continuously in West Virginia for four (4) years immediately preceding the date of this certification; **or**,
 Bidder is a partnership, association or corporation resident vendor and has maintained its headquarters or principal place of business continuously in West Virginia for four (4) years immediately preceding the date of this certification; **or** 80% of the ownership interest of Bidder is held by another individual, partnership, association or corporation resident vendor who has maintained its headquarters or principal place of business continuously in West Virginia for four (4) years immediately preceding the date of this certification; **or**,
 Bidder is a nonresident vendor which has an affiliate or subsidiary which employs a minimum of one hundred state residents and which has maintained its headquarters or principal place of business within West Virginia continuously for the four (4) years immediately preceding the date of this certification; **or**,
- 2. **Application is made for 2.5% resident vendor preference for the reason checked:**
 Bidder is a resident vendor who certifies that, during the life of the contract, on average at least 75% of the employees working on the project being bid are residents of West Virginia who have resided in the state continuously for the two years immediately preceding submission of this bid; **or**,
- 3. **Application is made for 2.5% resident vendor preference for the reason checked:**
 Bidder is a nonresident vendor employing a minimum of one hundred state residents or is a nonresident vendor with an affiliate or subsidiary which maintains its headquarters or principal place of business within West Virginia employing a minimum of one hundred state residents who certifies that, during the life of the contract, on average at least 75% of the employees or Bidder's affiliate's or subsidiary's employees are residents of West Virginia who have resided in the state continuously for the two years immediately preceding submission of this bid; **or**,
- 4. **Application is made for 5% resident vendor preference for the reason checked:**
 Bidder meets either the requirement of both subdivisions (1) and (2) or subdivision (1) and (3) as stated above; **or**,
- 5. **Application is made for 3.5% resident vendor preference who is a veteran for the reason checked:**
 Bidder is an individual resident vendor who is a veteran of the United States armed forces, the reserves or the National Guard and has resided in West Virginia continuously for the four years immediately preceding the date on which the bid is submitted; **or**,
- 6. **Application is made for 3.5% resident vendor preference who is a veteran for the reason checked:**
 Bidder is a resident vendor who is a veteran of the United States armed forces, the reserves or the National Guard, if, for purposes of producing or distributing the commodities or completing the project which is the subject of the vendor's bid and continuously over the entire term of the project, on average at least seventy-five percent of the vendor's employees are residents of West Virginia who have resided in the state continuously for the two immediately preceding years.

Bidder understands if the Secretary of Revenue determines that a Bidder receiving preference has failed to continue to meet the requirements for such preference, the Secretary may order the Director of Purchasing to: (a) reject the bid; or (b) assess a penalty against such Bidder in an amount not to exceed 5% of the bid amount and that such penalty will be paid to the contracting agency or deducted from any unpaid balance on the contract or purchase order.

By submission of this certificate, Bidder agrees to disclose any reasonably requested information to the Purchasing Division and authorizes the Department of Revenue to disclose to the Director of Purchasing appropriate information verifying that Bidder has paid the required business taxes, provided that such information does not contain the amounts of taxes paid nor any other information deemed by the Tax Commissioner to be confidential.

Under penalty of law for false swearing (West Virginia Code, §61-5-3), Bidder hereby certifies that this certificate is true and accurate in all respects; and that if a contract is issued to Bidder and if anything contained within this certificate changes during the term of the contract, Bidder will notify the Purchasing Division in writing immediately.

Bidder: Road Equipment Co Inc. Signed: *Ralph Hamlett*
Date: 2-14-2011 Title: VP

*Check any combination of preference consideration(s) indicated above, which you are entitled to receive.

RFQ No. 7011EC09

STATE OF WEST VIRGINIA
Purchasing Division

PURCHASING AFFIDAVIT

West Virginia Code §5A-3-10a states: No contract or renewal of any contract may be awarded by the state or any of its political subdivisions to any vendor or prospective vendor when the vendor or prospective vendor or a related party to the vendor or prospective vendor is a debtor and the debt owed is an amount greater than one thousand dollars in the aggregate.

DEFINITIONS:

"Debt" means any assessment, premium, penalty, fine, tax or other amount of money owed to the state or any of its political subdivisions because of a judgment, fine, permit violation, license assessment, defaulted workers' compensation premium, penalty or other assessment presently delinquent or due and required to be paid to the state or any of its political subdivisions, including any interest or additional penalties accrued thereon.

"Debtor" means any individual, corporation, partnership, association, limited liability company or any other form or business association owing a debt to the state or any of its political subdivisions. "Political subdivision" means any county commission; municipality; county board of education; any instrumentality established by a county or municipality; any separate corporation or instrumentality established by one or more counties or municipalities, as permitted by law; or any public body charged by law with the performance of a government function or whose jurisdiction is coextensive with one or more counties or municipalities. "Related party" means a party, whether an individual, corporation, partnership, association, limited liability company or any other form or business association or other entity whatsoever, related to any vendor by blood, marriage, ownership or contract through which the party has a relationship of ownership or other interest with the vendor so that the party will actually or by effect receive or control a portion of the benefit, profit or other consideration from performance of a vendor contract with the party receiving an amount that meets or exceeds five percent of the total contract amount.

EXCEPTION: The prohibition of this section does not apply where a vendor has contested any tax administered pursuant to chapter eleven of this code, workers' compensation premium, permit fee or environmental fee or assessment and the matter has not become final or where the vendor has entered into a payment plan or agreement and the vendor is not in default of any of the provisions of such plan or agreement.

Under penalty of law for false swearing (West Virginia Code §61-5-3), it is hereby certified that the vendor affirms and acknowledges the information in this affidavit and is in compliance with the requirements as stated.

WITNESS THE FOLLOWING SIGNATURE

Vendor's Name: Rudd Equipment Company

Authorized Signature: [Signature] Date: 2-14-2011

State of West Virginia

County of Putnam, to-wit:

Taken, subscribed, and sworn to before me this 12 day of January, 2011.

My Commission expires May 29, 2016

AFFIX SEAL HERE

NOTARY PUBLIC [Signature]

